



# 2021 Progress Report January – December 2021

Former Amoco Terminal  
2904 Winter Street, Superior, Wisconsin

Antea<sup>®</sup>Group

Understanding today.  
Improving tomorrow.

FID No. 816009920

BRRTS Nos.

Amoco Terminal (02-16-000331)

Amoco Barge Dock – Manifold & AST Area (02-16-117873)

Amoco Barge Dock – OW Separator & Loading Rack (02-16-297979)

**PREPARED BY**

Antea Group  
5910 Rice Creek Pkwy, Ste 100  
Shoreview, MN

February 8, 2022

[us.anteagroup.com](http://us.anteagroup.com)

The logo and ANTEA are registration  
trademarks of Antea USA, Inc.

## Contents

|       |  |    |
|-------|--|----|
| 1.0   | Introduction and Scope of Work .....                                     | 1  |
| 2.0   | Site Location and Background.....  | 1  |
| 3.0   | Activities Completed April through October 2021 .....                    | 2  |
| 3.1   | Groundwater Gauging and Bailing .....                                    | 2  |
| 3.2   | Groundwater Sampling .....   | 3  |
| 3.2.1 | May Groundwater Sampling Results.....                                    | 3  |
| 3.2.2 | October Groundwater Sampling Results.....                                | 4  |
| 3.2.3 | Groundwater Sampling Trends .....  | 4  |
| 3.2.4 | Groundwater analytical analysis .....                                    | 5  |
|       | Operation and Maintenance of Phase II System, April – October 2021 ..... | 7  |
| 3.3   | MRW-3 LNAPL Recovery .....   | 8  |
| 3.4   | LRMW-7 LNAPL Recovery.....   | 8  |
| 3.5   | Well Abandonments .....  | 9  |
| 3.6   | Waste Disposal.....  | 9  |
| 4.0   | Conclusions and Recommendations .....                                    | 10 |
| 4.1   | Conclusions .....  | 10 |
| 4.2   | Recommendations .....  | 10 |
| 6.0   | Remarks .....  | 12 |
|       | Contact Information.....   | 12 |

## Tables

|          |   |
|----------|---|
| Table 1  | 2021 Gauge and Bail Table                       |
| Table 2  | 2021 Groundwater Sampling Plan                  |
| Table 3  | Groundwater and LNAPL Gauging Data - Terminal   |
| Table 4  | Groundwater and LNAPL Gauging Data – Barge Dock |
| Table 5  | Groundwater Analytical Results - Terminal       |
| Table 6  | Groundwater Analytical Results – Barge Dock     |
| Table 7  | Phase II System LNAPL Recovery Summary          |
| Table 8  | MRW-3 LNAPL Recovery Summary                    |
| Table 9  | LRMW-7 LNAPL Recovery Summary                   |
| Table 10 | 2022 Groundwater Sampling Plan                  |

## Figures

|            |   |
|------------|---|
| Figure 1   | Area Properties Map   |
| Figure 2   | Site Map  |
| Figure 3   | Terminal and Barge Dock Area Wells                                    |
| Figure 4   | Groundwater Contour Map – May, 2021 – Shallow Wells                   |
| Figure 5   | Groundwater Contour Map – May, 2021 – Deep Wells                      |
| Figure 6   | Groundwater Contour Map – May, 2021 – DD Level Wells                  |
| Figure 7a  | Dissolved Phase Benzene Concentrations – May 2021 – Shallow Wells     |
| Figure 7b  | Dissolved Phase Benzene Concentrations – October 2021– Shallow Wells  |
| Figure 8a  | Dissolved Phase Benzene Concentrations – May 2021 – Deep Wells        |
| Figure 8b  | Dissolved Phase Benzene Concentrations – October 2021– Deep Wells     |
| Figure 9a  | Dissolved Phase Benzene Concentrations – May 2021 – DD Level Wells    |
| Figure 9b  | Dissolved Phase Benzene Concentrations – October 2021– DD Level Wells |
| Figure 10  | LNAPL Extent Map – Barge Dock   |
| Figure 11  | LNAPL Extent Map – Terminal   |
| Figure 12a | Barge Dock Phase II System LNAPL Recovery                             |
| Figure 12b | Barge Dock Phase II System – LNAPL Recovery by Year                   |

## Appendices

|            |  |
|------------|--|
| Appendix A | Groundwater Sample Analytical Laboratory Reports                               |
| Appendix B | Select Dissolved Benzene Hydrographs   |
| Appendix C | WDNR Operation, Maintenance, Monitoring, and Optimization Form (Form 4400-194) |
| Appendix D | Waste Disposal Manifests   |
| Appendix E | Phase II System Cycle Counter Tracking   |
| Appendix F | Well Abandonment Forms 3300-005  |
| Appendix G | Groundwater Analytical Statistical Analysis                                    |

# 2021 Annual Progress Report

*Former Amoco Terminal*

*2904 Winter Street, Superior, Wisconsin*

## 1.0 INTRODUCTION AND SCOPE OF WORK

Antea®Group is submitting this progress report documenting work conducted from January 1 to December 31, 2021 at the Former Amoco Terminal in Superior, Wisconsin. The Former Amoco Terminal is comprised of two investigation areas and three open Bureau for Remediation and Redevelopment Tracking System (BRRTS) numbers, the Terminal (BRRTS #02-16-000331) and the Barge Dock (BRRTS #02-16-117873 and BRRTS #02-16-297979).

The work conducted from April through October 2021 included:

- **Groundwater Monitoring**
  - 118 wells were gauged in May 2021 and semi-annual groundwater sampling was conducted in May and October 2021 for 18 wells. Groundwater samples, two duplicates and one trip blank were submitted for laboratory analysis for Petroleum Volatile Organic Compounds (PVOC) and naphthalene during both rounds of sampling. Well gauging data and analytical results are presented in **Section 3.2 and 3.3**, respectively.
- **Barge Dock Phase II LNAPL Skimming System Operation, Maintenance, and Monitoring**
  - The seasonal Phase II system operated with limited interruption from April 28 through October 28, 2021. System data was collected during 18 monitoring events. Phase II system data is presented in **Section 3.4**.
- **LNAPL Recovery MRW-3 and LRMW-7**
  - A seasonal skimming pump tied into the Phase II System operated in well MRW-3 from April 28 through October 28, 2021. System data was collected during 19 monitoring events during the operating period. MRW-3 system data is presented in **Section 3.6**.
  - A second seasonal skimming pump tied into the Phase II System operated in well LRMW-7 from April 28 through May 27, 2021. The seasonal skimming pump was removed from the well on May 27, 2021 due to limited recovery. System data was collected during 5 monitoring events during the operating period. LRMW-7 system data is presented in **Section 3.7**.
- **Abandonment of Five Groundwater Monitoring Wells at the Former Terminal - FedEx Construction Site**
  - Five wells (MW-3, MW-23, RW-6, EW-9 and EW-10) formerly located on the Terminal property were abandoned as detailed in the Well Abandonment Work Plan, an attachment to Request to Manage Materials Form 4400-315, submitted by FedEx on June 14, 2021.

## 2.0 SITE LOCATION AND BACKGROUND

The Former Amoco Terminal is located at 2904 Winter Street in Superior, Wisconsin in the SE ¼ of the NE ¼ of Section 16, Township 49 North Range 14 West, Douglas County, Wisconsin (NE ¼ Sec. 25, SE ¼, Sec. 24 T24N, R20E). The Former Amoco Terminal is comprised of two investigation areas and three open BRRTS numbers, the Terminal (BRRTS #02-16-000331) and the Barge Dock (BRRTS #02-16-117873, #02-16-297979). The Terminal, which was sold by BP in July 2000 to RRS Inc., is 42 acres and has been subdivided for commercial redevelopment. The Barge Dock is 12.6 acres, 3,900 feet long by approximately 125 to 136 feet wide; the two investigation areas are separated by Winter Street and a railroad right of way. An area properties map

illustrating the location of the Terminal and Barge Dock and identifying the associated BRRTS numbers for properties surrounding the site is included as **Figure 1**. An area properties map illustrating the location of BRRTS numbers for the properties which make up the Former Amoco Terminal site is included as **Figure 2**. A map illustrating the wells included in the Amoco Barge Dock, Manifold & Above Ground Storage Tank (AST) Area, and the Terminal Area is included as **Figure 3**.

The Former Amoco Terminal has been used for petroleum storage by various entities since the late 1800s. It had been used by Amoco and its predecessors as a bulk petroleum storage terminal from 1908 until 1999. The Terminal formerly operated with ASTs, an office building, truck loading racks, and a railroad loading rack. The Barge Dock formerly included underground and above ground pipelines, a manifold, ASTs, a railroad loading rack, and a truck loading rack. All Amoco petroleum operations ceased at both properties in 1999. Tanks, rail lines, and loading racks have been removed. Pipelines that connected the Barge Dock to the Terminal were removed within the boundaries of the Barge Dock property in 2003. The remaining extent of pipelines identified within the Terminal and between the Terminal and Barge Dock properties were removed or abandoned in 2020.

Building expansion in the Winter Business Park (**Figure 1**) has included the construction of FedEx Ground Package System at 2929 Halvor Lane in October 2005, and construction of Guardian Pest Solutions at 3131 Halvor Lane in July of 2016. In April 2021, FedEx Corporation entered into a sale agreement to purchase adjacent land to the existing facility at 2929 Halvor Lane. Parcels were resurveyed, and property owned by HCI Limited Partnership and operated by FedEx is shown in **Figure 1**. The remaining Terminal land parcels were purchased in April 2020 by Thompson Land Company and are planned for future sale and commercial and/or industrial redevelopment.

## 3.0 ACTIVITIES COMPLETED APRIL THROUGH OCTOBER 2021

### 3.1 GROUNDWATER GAUGING AND BAILING

During field mobilization events in April 2021, all 118 onsite wells (34 Terminal wells, 68 Barge Dock wells, and 16 North Barge Dock wells) were gauged for depth to water and depth to LNAPL (**Table 1**). All groundwater and LNAPL measurements were obtained using a water level indicator or an oil/water interface probe, which indicates when a probe is in contact with the groundwater or LNAPL in the well. All measurements were recorded to the nearest 0.01-foot. The 2021 Groundwater Sampling Plan (**Table 2**) shows the semi-annual and annual gauging list as well as the semi-annual groundwater sampling schedule. Groundwater and LNAPL gauging data since 1988 are included in **Table 3** (Terminal) and in **Table 4** (Barge Dock). LNAPL extent maps constructed for wells on the Barge Dock and Terminal are presented as **Figure 10** and **Figure 11**. The LNAPL extents are displayed for wells with current gauged LNAPL thicknesses as well as abandoned LNAPL wells and historical CPT/LIF results. LNAPL spatial extents documented during the May gauging events were consistent with historical gauging. Groundwater contour maps constructed with data collected from the full site gauging event on May 24, 2021 are presented as **Figure 4** (Barge Dock, shallow wells), **Figure 5** (Barge Dock, deep wells), and **Figure 6** (Barge Dock, DD level wells).

- Wells in AOCs 9 through 13 (**Figure 10**) exhibited LNAPL thicknesses ranging from 0.63 in LRMW-11 to non-detect LNAPL thicknesses in MWRR-8 which are insufficient for LNAPL recovery. Wells in these AOCs were gauged annually.
- Wells near the edge of the LNAPL plume in the Manifold area (MRW-10, MRW-9, and MWM-6) were regularly gauged during O&M events to demonstrate LNAPL plume stability and limited LNAPL recharge. MRW-09 has not had gauged LNAPL since 7/7/2016. LNAPL thicknesses ranged from 0.51 to

0.53 feet in MRW-10 and from 0.10 to 0.13 feet in MWM-6, thicknesses which were insufficient for LNAPL recovery.

- Wells bailed from April 29 through October 19, 2021 are included in **Table 1** and total annual recovery is as follows:
  - Manifold/AST Area BRRTs #02-16-117873:
    - LRMW-7 (41.5 gallons)
    - MWASt-4 (48.75 gallons)
  - Terminal BRRTs #02-16-00033:
    - MW-32 (1.05 gallons)
    - EW-11 (32.25 gallons)
    - RW-06 (1.65 gallons)
    - MW-23 (2.5 gallons)

Groundwater elevation contour maps constructed from gauging data collected from all wells during the May 2021 gauging and sampling event (**Section 3.3**) illustrate a prevailing north-northwest groundwater gradient. The inferred groundwater flow direction on the Barge Dock and Manifold is also to the north-northwest, which is consistent with historical data collected at the site (**Figures 4, 5, and 6**).

### 3.2 GROUNDWATER SAMPLING

Groundwater samples collected during the May and October 2021 semi-annual sampling events followed the 2021 Sampling Plan presented as **Table 2**. Before collecting the samples, a minimum of 3 well volumes were purged from each well prior to sampling and the groundwater samples were retrieved using disposable well bailers. Water samples were transferred to containers provided by Pace Analytical Services, Inc. (Pace) of Green Bay, Wisconsin with the appropriate preservative and stored on ice until being submitted for analysis. All groundwater samples were submitted to Pace for laboratory analysis of PVOcs and Naphthalene. Chain of custody records are provided with all laboratory reports. Copies of the groundwater analytical laboratory reports are included in **Appendix A**. Groundwater analytical results since 1988 are included in **Table 5** (Terminal) and since 2003 in **Table 6** (Barge Dock).

Semi-annual groundwater sampling was completed from May 25 to May 27, 2021 and from October 4 to October 5, 2021. During both groundwater sampling events, samples were collected from 18 monitoring wells. In addition, two sample duplicates and a trip blank were submitted during both sampling events.

- The following 18 wells were sampled during May and October 2021 events: MW-30D, MW-30S, MW-36D, MW-37D, MW-37DD, MW-40D, MW-41D, MW-45D, MW-46D, MW-49S, MWT-2D, MWM-2D, MWM-7D, MWM-9RD, MWM-10D, MWRR-1D, MWOW-2D, and MWBD-1D.

#### 3.2.1 MAY GROUNDWATER SAMPLING RESULTS

- Water samples from the following wells were reported to exceed the Wisconsin Administrative Code Chapter NR 140 Enforcement Standard (NR 140 ES) for Benzene (5 µg/L) in May 2021: MW-41D (11.2 µg/L), MW-45D (94.3 µg/L), MW-30S (2,510 µg/L), (MWBD-1D (64.1 µg/L), MW-45D (94.3 µg/L), MWRR-1D (444 µg/L), MWM-10D (1,500 µg/L), MW-37DD (987 µg/L), MW-36D (1,600 µg/L), MW-30D (1,890 µg/L), MWM-7D (2,710 µg/L), MWM-9RD (2,130 µg/L), MW-37D (2,200 µg/L), and MWT-2D (2,720 µg/L).
- Water samples from the following wells were reported to exceed the NR 140 ES for Naphthalene (100 µg/L) in May 2021: MW-30S (384 µg/L), MW-30D (196 µg/L) and MWT-2D (111 µg/L).

- Water samples from the following wells were reported to exceed the NR 140 ES for Methyl Tertiary Butyl Ether (MTBE) (60 µg/L) in May 2021: MWT-2D (115 µg/L), MWM-9RD (368 µg/L).
- No water samples were reported to exceed the NR 140 ES for Toluene (800 µg/L) in May 2021.
- No water samples were reported to exceed the NR 140 ES for Ethylbenzene (700 µg/L) in May 2021.
- No water samples were reported to exceed the NR 140 ES for Xylene (2,000 µg/L) in May 2021.
- No water samples were reported to exceed the NR 140 ES for Total Trimethylbenzene (480 µg/L) in May 2021.

### 3.2.2 OCTOBER GROUNDWATER SAMPLING RESULTS

- Water samples from the following wells were reported to exceed the Wisconsin Administrative Code Chapter NR 140 Enforcement Standard (NR 140 ES) for Benzene (5 µg/L) in October 2021: MWBD-1D (68.5 µg/L), MW-45D (104 µg/L), MWRR-1D (68.5 µg/L), MWM-10D (1,380 µg/L), MW-36D (1,360 µg/L), MW-30D (1,910 µg/L), MW-30S (2,210 µg/L), MW-37D (2,270 µg/L), MW-37DD (1,060 µg/L), MWM-9RD (2,350 µg/L), MWM-7D (2,650 µg/L), and MWT-2D (2,520 µg/L).
- Water samples from the following well was reported to exceed the NR 140 ES for Naphthalene (100 µg/L) in October 2021: MW-30D (163 µg/L), and MW-30S (309 µg/L).
- Water samples from the following wells were reported to exceed the NR 140 ES for Methyl Tertiary Butyl Ether (MTBE) (60 µg/L) in October 2021: MWT-2D (111 µg/L) and MWM-9RD (480 µg/L).
- Water samples from the following wells were reported to exceed the NR 140 ES for Toluene (800 µg/L) in October 2021: MW-30S (2,130 µg/L).
- No water samples were reported to exceed the NR 140 ES for Ethylbenzene (700 µg/L) in October 2021.
- No water samples were reported to exceed the NR 140 ES for Xylene (2000 µg/L) in October 2021.
- No water samples were reported to exceed the NR 140 ES for Total Trimethylbenzene (480 µg/L) in October 2021.

### 3.2.3 GROUNDWATER SAMPLING TRENDS

The areal extent of the dissolved-phase benzene plume in the shallow (water table) zone on the Barge Dock parcel from the May and October 2021 groundwater sampling data is illustrated in **Figures 7a and 7b**.

- Concentrations in well MW-49S experienced anomalous benzene concentrations during October 2018 sampling events (1,970 µg/L). The well has remained on the semi-annual groundwater sampling list, and benzene concentrations in the well over the last six sampling events have remained below or near benzene enforcement standards. The most recent groundwater sampling event for the well reported a benzene concentration of 0.32 µg/L (October 2021). This well will continue to be sampled on a semi-annual basis to verify contaminant concentration trends.
- Monitoring well MW-30S is located in the area where the thickness of the surficial clay layer starts to increase and terminates near the historical range of groundwater levels. From the boring log for MW-30S, the stiff red clay layer was observed to extend to a depth of 15 ft bgs, at which point the lithology changes to water bearing fine to medium grain sand. This lithostratigraphy creates unique variations in hydraulic pressure, with greater hydraulic pressures when the water table (represented as the piezometric) is located within the clay layer, and lower pressures when the water table is below the clay and within the sand layer. As shown in the hydrograph for MW-30S, the dissolved-phase benzene concentrations tend to vary based on the groundwater levels, with the higher benzene concentrations observed during lower hydraulic pressures when the water table drops to levels near the base of the clay at 15 feet bgs. The seasonal high benzene concentrations observed over the last 22 years of sampling are range bound (vary within a certain range around the trend line), while the high concentrations exhibit a decreasing trend as shown in **Appendix B**.

- The Barge Dock dissolved-phase benzene plume in the “D” level vertical delineation zone extends west of the manifold and beneath the C. Reiss Coal property to the west edge of the Hallett Dock property and is delineated horizontally and vertically by wells within “S”, “D”, “DD”, and “DDD” screened depths.
  - The inferred areal and vertical extent of the dissolved-phase benzene plume within the “D” level is fully delineated by the historical non-detect concentrations in multiple vertical levels of delineation wells which include MW-30DDD, MW-37DDD, MW-38DD, MW-41DD, MW-50D, MW-51D, MW-52D, and MW-52DD (**Table 6**). Wells MW-50D, MW-51D, MW-52D, and MW-52DD define the vertical extent of the dissolved phase plume to the west and wells MW-41D, MW-38D, and MW-38DD define the vertical extent of the dissolved phase plume to the north.
  - MWBD-1D benzene concentrations have continued to decrease since the historical high of 213 µg/L in May 2016, and historical non-detect results for benzene in well MWBD-1DD fully delineate the dissolved phase vertical extent in the area.

Historic dissolved benzene graphs and groundwater hydrographs are presented for ten of the sampled vertical delineation wells (MW-30S, MW-30D, MWT-2D, MWM-9RD, MWM-7D, MW-36D, MWM-10D, MW-37D, MW-41D, and MWBD-1D) in **Appendix B**. These wells demonstrate the dissolved phase benzene trends within the plume and are delineated both horizontally and vertically by wells with non-detect concentrations or concentrations below NR 140 ES. Dissolved benzene concentrations correlate with groundwater levels, with low groundwater levels producing higher dissolved-phase concentrations. Well MWM-7D exhibited the lowest groundwater level since May 2015 during the October 2021 sampling event, which has resulted in increasing benzene concentrations. These concentrations are still consistent with historical results as described in **Section 3.2.4**. Similar results were observed in well MWM-10D, which exhibited the lowest groundwater level since May 2015 during the October 2021 sampling event, which correlated with higher benzene concentrations that are still within historical range of sampling results (**Section 3.2.4**). Both of these wells are located near the center to the eastern extent of the dissolved phase plume as shown in **Figures 8a and 8b**.

### 3.2.4 GROUNDWATER ANALYTICAL ANALYSIS

Groundwater sampling for the select dissolved-phase plume monitoring wells is currently conducted on a semi-annual basis. Semi-annual or quarterly sampling is often conducted to observe the effect of seasonal variations in groundwater elevations or contaminant migration, although many of the monitor wells at the Superior Terminal have been sampled on a semi-annual basis for 1, 2 or even 3 decades. Remediation completed at the Terminal and Barge Dock has reduced the volume of LNAPL, which has removed a great amount of petroleum mass that otherwise would have entered into the groundwater as dissolved-phase hydrocarbons (Antea Group, 2019)<sup>1</sup>. This has led to stable or decreasing dissolved-phase petroleum hydrocarbon concentrations in monitor wells in the dissolved phase plume; especially over the last decade.

Stable or decreasing dissolved-phase concentrations have been observed in three long-standing monitor wells located north of Winter Street – MWT-2D, MW-30S, and MW-30D. Each of these monitor wells has been sampled for more than one decade on a semi-annual basis, as shown in **Figure 10** which includes the graphs of benzene concentrations over the entire sampling record. Monitor well MWT-2D has a sampling record that spans about 1½ decades, while the sampling records for monitor wells MW-30D and MW-30S span 2½ and 3 decades, respectively. In the case of monitor wells MWT-2D and MW-30D, the variability in benzene concentrations was readily apparent early in the sampling record but has since become stable, with decreasing trends. The reason for benzene concentrations becoming stable in monitor wells MWT-2D and MW-30D is

---

<sup>1</sup> Antea Group (2019) *Technical Memorandum – Evidence and Quantification of LNAPL Mass Depletion*.



related to the depletion of the residual LNAPL through active remediation, as well as natural source zone depletion (NSZD), and subsequent degradation of the dissolved-phase hydrocarbons through natural attenuation. The lack of a clear, stable trend in benzene concentrations for monitor well MW-30S has been attributed to that well’s proximity to a thickening of the surficial clay unit whereby changes in groundwater elevation produces alternating confined and unconfined conditions that appear to produce an increase in benzene concentration when the groundwater elevation decreases. This would suggest that dissolved-phase, sorbed, or residual hydrocarbons held above the clay-sand interface during periods of high groundwater elevation are then able to enter the screen of monitor well MW-30S when the groundwater elevation declines.

To demonstrate that benzene concentrations in most monitor wells at the site are stable, if not actually declining, the Groundwater Statistics Tool (USEPA, 2018)<sup>2</sup> was used to develop the Confidence Intervals (at the 95% level) for representative monitor wells north of Winter Street. The purpose of this analysis is to provide supporting evidence that the frequency of groundwater sampling may be reduced to annual with no detrimental effects of being able to adequately analyze and interpret the data to understand and respond to the extent, magnitude, and changes in hydrocarbon concentrations.

The Interstate Technology and Regulatory Council (ITRC, 2013)<sup>3</sup> states that confidence limits are the maximum and minimum values bracketing the statistic of interest (usually the mean of the population data) at a certain Confidence Level (usually 95%). In other words, Confidence Limits are the maximum or minimum values above or below which you are confident (at the selected Confidence Level, such as 95%) that the statistic (the mean) will occur. Doyle (2011)<sup>4</sup> stated that the Confidence Interval shows the location where there is a 95% chance the actual linear trend line of the data exists. Based on the characterization of 95% Confidence Interval cited by Doyle (2011), which constrains the location of the linear trend line, the 95% Confidence Interval is also a reasonable measure of the expected range for benzene concentrations.

The 95% Confidence Interval was calculated for 11 monitor wells as follows: MWT-2D, MW-7D, MWM-9RD, MW-10D, MW-30S, MW-30D, MW-37D, MW-37DD, MW-41D, MW-45D, and MWBD-1D. Each of these monitor wells, located north of Winter Street, has an adequate groundwater sampling record to provide reasonable statistical results, and portrays varying distributions of benzene concentrations to demonstrate the applicability of the 95% Confidence Interval in support of refinement of the sampling frequency.

The analyses for Confidence Limits for the 11 monitor wells are graphically summarized in **Appendix G**. A summary of the figures is as follows:

| Well ID | Number of Data Points Analyzed | Date Range Analyzed | Data Points within 95% Confidence Limits | Spread of 95% Confidence Interval (µg/L) |
|---------|--------------------------------|---------------------|--|--|
| MWT-2D  | 10                             | 6/15/2017-10/5/2021 | 9  | ±250                                     |
| MWM-7D  | 10                             | 6/15/2017-10/5/2021 | 9  | ±200                                     |
| MWM-9RD | 10                             | 6/15/2017-10/5/2021 | 8  | ±170                                     |

<sup>2</sup> USEPA (2018) *Groundwater Statistics Tool – User’s Guide*: USEPA, Office of Solid Waste and Emergency Response, 36 pp.

<sup>3</sup> ITRC (2013) *Groundwater Statistics and Monitoring Compliance, Statistical Tools for the Project Life Cycle*: Interstate Technology and Regulatory Council Publication GSMC-1, 383 pp.

<sup>4</sup> Doyle (2011) *Unified Guidance Class/General Statistics - Notes* as presented by Dr. Kirk Cameron (co-author and presenter of *Statistical Analysis of Groundwater Monitoring Data at RCRA Facilities – Unified Guidance*

| Well ID | Number of Data Points Analyzed | Date Range Analyzed | Data Points within 95% Confidence Limits | Spread of 95% Confidence Interval (µg/L) |
|---------|--------------------------------|---------------------|--|--|
| MWM-10D | 10                             | 6/15/2017-10/5/2021 | 8  | ±120                                     |
| MW-30S  | 10                             | 5/23/2016-10/5/2021 | 7  | ±900                                     |
| MW-30D  | 10                             | 6/14/2017-10/5/2021 | 8  | ±100                                     |
| MW-37D  | 10                             | 6/15/2017-10/5/2021 | 9  | ±250                                     |
| MW-37DD | 10                             | 10/5/2016-10/5/2021 | 10                                       | ±150                                     |
| MW-41D  | 10                             | 10/4/2016-10/5/2021 | 7  | ±12                                      |
| MW-45D  | 10                             | 10/5/2016-10/4/2021 | 8  | ±20                                      |
| MWBD-1D | 10                             | 6/14/2017-10/5/2021 | 8  | ±11                                      |

As shown in **Appendix G** and summarized above, a majority of the wells analyzed displayed a lack of scatter in benzene concentrations over the last 10 sampling events with 70% to 90% of the benzene concentrations within the 95% Confidence Interval. For those monitor wells where the scatter of the data was more pronounced (MW-30S and MW-41D), fluctuations can be attributed to hydrostratigraphic, well construction, or low benzene concentrations that would be affected by slight changes in mass. Maintaining the groundwater sampling schedule on a semi-annual basis would not provide any additional insights that would further refine the Conceptual Site Model or allow Antea Group and the WDNR a better approach to managing the site. Therefore, a reduction to annual groundwater sampling is recommended.

### OPERATION AND MAINTENANCE OF PHASE II SYSTEM, APRIL – OCTOBER 2021

The seasonal Phase II system was operated from April 28 – October 28, 2021. System data was collected during 19 monitoring events within the cited operational period. The Phase II System was installed in 2012 as a seasonally operated (Spring through Fall) system with above-grade piping to span the LNAPL plume extending from the Barge Dock manifold across the C. Reiss Coal property to the west. The system originally consisted of a network of seven LNAPL recovery wells, of which five wells remain active (MRW-5, MRW-6, MRW-7, MRW-8, and MWM-3) as wells MRW-9 and MRW-10 at the western extent of the heritage LNAPL plume contain limited or no LNAPL thicknesses. Wells MRW-5, MRW-6, MRW-7, and MRW-8 are 6 inches in diameter, and MWM-3 is 4 inches in diameter. Each active recovery well contains a pneumatic skimming pump that tracks the water table using a floating head intake and removes LNAPL that accumulates in the recovery wells. Recovered LNAPL is pumped into a 7,000-gallon capacity, double-walled, steel AST located next to the system building. Cumulative Phase II System LNAPL recovery is illustrated in **Figure 12a** and summarized in **Table 7**. The Phase II system is monitored on an approximate weekly basis during the first months of system startup, and on a semi-weekly basis near the end of the operating season.

Approximately 95% of historical LNAPL recovered from Barge Dock wells is from the Finger Plume area (the elongated extent of LNAPL that extends to the west-southwest from the former Barge Dock manifold for approximately 700 feet, see AOC 8 in **Figure 10**), which has been recovered using the mobile skimmer, Phase I system, and Phase II system. The WDNR Operation, Maintenance, Monitoring, and Optimization Form is included in **Appendix C**.

- The total amount of LNAPL recovered by the Phase II skimming system from April 28 to October 28, 2021 was approximately 981 gallons. Annual recovery continues to exhibit decreasing trends, as the

2021 recovery totals were the lowest recoveries to date within a consistent operational period (**Figure 12c**)

- Well cycle count values were recorded and tracked for each system pump, which when using the rated pump recovery per cycle value can be converted to approximate gallons recovered between O&M events per well. Tables and graphs showing recovery per well from 2018-2021 are presented in **Appendix E**.
  - Wells MRW-7, MRW-8, and MRW-5 continue to demonstrate that they have been the primary three recovering wells within the Phase II system from 2018-2021.
- The average Phase II system product recovery rate after system startup from May 6 to October 28, 2021 was 5.3 gallons per day or approximately 1.06 gallons per day per active recovery well.
- Total LNAPL recovery since Phase II system startup in June 2012 is approximately 39,825 gallons.

Following metrics provided in ASTM E2531-06 (Standard Guide for Remediation Strategies for LNAPL), recovery systems can be defined as no longer effective when monetary costs exceed \$50/gallon equivalent with no further meaningful change in flux or longevity, or when the system achieves less than 0.1% of additional recovery per day relative to cumulative recovery totals. Operational costs for O&M events and data management were compiled for the 2021 operating season and based on the 981 gallons of recovery for the season, operational costs for the system were estimated at \$52 per gallon. In addition, the average recovery rate of 5.3 gallons per day is 0.013% of the cumulative recovery totals. Based on these metrics, and the continued decrease in system recovery, Antea Group recommends consideration be given to discontinuing LNAPL recovery through the system during the next technical assistance meeting with the WDNR in 2022 (Section 4.2) with the upcoming 2022 operating season being the last.

### 3.3 MRW-3 LNAPL RECOVERY

On April 28, 2020, a three-inch diameter pneumatic skimming pump was installed in MRW-3, a six-inch diameter monitoring well. The skimming pump has a fixed intake which removes LNAPL that accumulates in the recovery well. Recovered LNAPL is pumped through a high-density polyethylene (HDPE) product line into a 1,000-gallon storage tank. An airline was installed that connects the MRW-3 pump to the Phase II System compressor to operate the pump.

The LNAPL recovery pump operated from April 28 to October 28, 2020. System data was collected over 18 monitoring events (**Table 9**). Product thicknesses during system operation ranged from 7.91 feet on April 28 to 0.09 feet on August 10 (**Table 4**). The pump was shut off on October 28, 2021 for the end of the seasonal operating period. The total product recovery from 2021 pump operations was 200.6 gallons of LNAPL. Total product recovered from the well since pump operations began in 2017 is 715.3 gallons.

The LNAPL recovery pump will only be reinstalled during the 2021 season if sufficient LNAPL exists and is sustained in the well. If sustained product does not exist, regular gauge and bail events will be utilized for product recovery.

### 3.4 LRMW-7 LNAPL RECOVERY

On April 28, 2021, a three-inch diameter pneumatic skimming pump was installed into LRMW-7, a four-inch diameter monitoring well. The skimming pump has a fixed intake which removes LNAPL that accumulates in the recovery well. Recovered LNAPL is pumped through a HDPE product line into a 1,000-gallon storage tank that had been previously used for storage of hand bailed product. An airline, installed on August 30, 2017, connects the LRMW-7 pump to the Phase II System compressor to operate the pump.

The LNAPL recovery pump operated from April 28 through May 27, 2021. System data was collected over 5 monitoring events (**Table 10**). Product thicknesses during system operation ranged from 8.36 feet on April 28 to 5.54 feet on May 6. The system was shut off on May 27, 2021 and the pump was removed due to limited recovery. The LNAPL from the well was removed by bailing for the remainder of the operating season. The total product recovery from 2021 pump operations was 6.3 gallons of LNAPL. Total product recovered from the well since pump operations began in 2017 is 257.4 gallons.

LRMW-7 was gauged and bailed eleven times from May 28 to October 19, 2021 with total recovery of 41.5 gallons of LNAPL (**Table 1**). Regular gauge and bail events will be utilized for product recovery during the 2022 season.

### 3.5 WELL ABANDONMENTS

FedEx Ground Package System (FedEx) at 2929 Halvor Lane completed contracts for the purchasing of additional parcels adjacent to the existing facility in April 2021, and redevelopment plans were submitted for the expansion of the existing facility to include additional semi-truck and auto parking spaces. In order to accommodate the proposed expansion plans and redevelopment for the FedEx facility, the consultant (BBJ Group) requested that existing monitoring and recovery wells near the proposed expansion be abandoned. A Well Abandonment Work plan for the abandonment of monitoring and recovery wells MW-3, MW-23, and RW-06 was submitted on March 12, 2021 as an attachment to the Request to Manage Materials Form 4400-3615, submitted by BBJ Group (their consultant) on May 24, 2021. After verification of the site development plans, an addendum to the Well Abandonment Plan to include the abandonment of monitoring wells EW-09 and EW-10 was submitted by BBJ Group on June 14, 2021. In the Materials Management Plan approval letter sent by the WDNR on August 31, 2021, an approval was received for the abandonment of the five requested monitoring and recovery wells.

Abandonment of the monitoring and recovery wells was completed by Bergerson Caswell Inc under the supervision of Antea Group on August 31, 2021. All wells were filled using hydrated bentonite pellets. Prior to abandonment the depth to product and depth to water values were gauged. Original well construction details, casing recovery totals, and grout totals are included in the table below:

| Well ID | Well Diameter (inches) | Well Screened Interval (ft bgs) | Total Well Depth (ft bgs) | Casing Height Removed (ft bgs) | Grout Fill (lb) |
|---------|------------------------|---------------------------------|---------------------------|--------------------------------|-----------------|
| MW-3    | 2                      | 14.3-24.3                       | 25                        | 3                              | 25              |
| MW-23   | 2                      | 9.2-24.2                        | 25.4                      | 3                              | 25              |
| RW-06   | 6                      | 18.5-45.2                       | 45.2                      | 15                             | 500             |
| EW-09   | 4                      | 15-35                           | 35                        | 1.5                            | 200             |
| EW-10   | 4                      | 15-35                           | 35                        | 5                              | 200             |

Well abandonment forms are included in **Appendix F**.

### 3.6 WASTE DISPOSAL

Green for Life Environmental (GFL, formerly Future Environmental) removed approximately 2,200 gallons of investigation-derived liquid waste (purge water, hand bailed LNAPL, and LNAPL system recovered groundwater) from the site on October 29, 2021. The liquid waste was treated at GFL's facility in Mokena, IL for oil recovery and water treatment. The waste manifests are included in **Appendix D**.

## 4.0 CONCLUSIONS AND RECOMMENDATIONS

### 4.1 CONCLUSIONS

- The following LNAPL recovery systems were active during the April to October 2021 operating period:
  - Cumulative Phase II system recovery for the 2021 season was 981 gallons, which is a continuation of the declining trends of LNAPL recovery year after year (**Figure 12b**). This declining trend is expected to continue during the 2022 season.
  - Pneumatic pump cycle counts for wells in the Phase II system show varying liquid recovery rates per well, with a majority of the recovered fluids coming from two of the operating pumps (MRW-7 and MRW-8).
  - The pneumatic skimming pump in MRW-3 recovered approximately 200.6 gallons of LNAPL from April 28 through October 28, 2021. The system has recovered approximately 715.3 gallons of LNAPL since recovery pump installation on August 22, 2017.
  - The pneumatic skimming pump in LRMW-7 recovered approximately 6.3 gallons of LNAPL from April 28 through May 27, 2021. The system has recovered approximately 257.4 gallons of LNAPL since pump installation on August 30, 2017.
- Groundwater sampling analytical results at well MW-30S display correlations to groundwater levels and the stratigraphy at the well. The dissolved phase benzene high concentrations correlate with the low water levels, and these seasonal high concentrations exhibit a decreasing trend.
- Dissolved benzene concentrations also correlate with water levels at deep level wells. Wells MWM-7D and MWM-10D had the lowest water levels in 6 years during the October 2021 sampling event, which resulted in increased benzene concentrations. These concentrations are still within the historical sampling range.
- For the regularly sampled dissolved phase monitoring wells, analytical results display a lack of scatter over the last 10 sampling events, and a majority of results fall within a 95% confidence interval. Based on these statistically consistent results, maintaining the groundwater sampling schedule on a semi-annual basis would not provide any additional insights that would further refine the Conceptual Site Model or allow Antea Group and the WDNR a better approach to managing the site.
- North Barge Dock wells in AOCs 9-13 continue to exhibit limited (0.00 to 0.63 feet) LNAPL thicknesses (**Table 1**) and no LNAPL recovery potential.
- Five Terminal wells, MW-3, MW-23, RW-06, EW-9, and EW-10, were abandoned on the Terminal property to allow for construction and expansion of the adjacent FedEx facility.

### 4.2 RECOMMENDATIONS

- The Phase II system has reached asymptotic recovery, and following metrics provided in ASTM E2531-06 can be defined as no longer effective. This effectiveness is based on the estimation that the 981 gallons of recovery in 2021 exceeded the \$50/gallon economic metric and the calculation that the average recovery rate of 5.3 gallons per day is 0.013% of the cumulative recovery totals (39,825 gallons). Based on these metrics, Antea Group recommends discussing discontinuing the Phase II recovery system following the 2022 operating season.

- Continue operation of LNAPL recovery pump in well MRW-3 if sufficient thicknesses exist and recovery is sustained. The LNAPL recovery pump will be removed if sustained recovery is not observed, and the wells will be switched to a regular gauge and bail schedule.
- Continue annual reporting of site operations and events. Work summaries for January through June 2022 events will be compiled and submitted to maintain compliance with online reporting in accordance with NR 700.
- Adjust the groundwater sampling to an annual frequency which will include gauging and sampling wells included on the 2022 Groundwater Sampling Plan in the spring (**Table 8**).
- A technical assistance meeting will be requested before the 2022 Site operating season begins to discuss the site investigation events and sampling results completed from 2019-2021. These site activities were completed in response to comments and suggestions included in letters from the WDNR (dated June 27, 2019) as well as discussions held at the Technical Assistance meeting on September 16, 2019. The goal of these activities was to complete site delineation, so that revised Site Investigation Reports (SIRs) for the three BRRTS number sites could be submitted under anticipated department approval. The revised SIRs are anticipated to be submitted by June 30, 2023.
- Remedial Action Option Reports (ROARs) for the three BRRTS number sites will be revised according to comments and suggestions included in letters from the WDNR (dated June 27, 2019) as well as discussions held at the Technical Assistance meeting on September 16, 2019, and the anticipated 2022 Technical Assistance meeting. The three reports are anticipated to be resubmitted by January 30, 2024.

## 6.0 REMARKS

The recommendations contained in this report represent Antea USA, Inc.'s professional opinions based upon the currently available information and are arrived at in accordance with currently accepted professional standards. This report is based upon a specific scope of work requested by the client. The contract between Antea USA, Inc. and its client outlines the scope of work, and only those tasks specifically authorized by that contract or outlined in this report were performed. This report is intended only for the use of Antea USA, Inc.'s client and anyone else specifically identified in writing by Antea USA, Inc. as a user of this report. Antea USA, Inc. will not and cannot be liable for unauthorized reliance by any other third party. Other than as contained in this paragraph, Antea USA, Inc. makes no express or implied warranty as to the contents of this report.



Date: February 8, 2022


Layne Kortbein  
Project Professional



Date: February 8, 2022

Wayne Hutchinson, PG, PH  
Senior Hydrogeologist

Reviewed by:



Date: February 8, 2022

Jonathan Zimdars  
Consultant

## CONTACT INFORMATION

### USA Headquarters

5910 Rice Creek Parkway, Suite 100  
St. Paul, MN 55126 USA

Toll Free +1 800 477 7411  
International +1 651 639 9449

## Tables

|          |   |
|----------|---|
| Table 1  | 2021 Gauge and Bail Table                       |
| Table 2  | 2021 Groundwater Sampling Plan                  |
| Table 3  | Groundwater and LNAPL Gauging Data - Terminal   |
| Table 4  | Groundwater and LNAPL Gauging Data – Barge Dock |
| Table 5  | Groundwater Analytical Results - Terminal       |
| Table 6  | Groundwater Analytical Results – Barge Dock     |
| Table 7  | Phase II System LNAPL Recovery Summary          |
| Table 8  | 2022 Groundwater Sampling Plan                  |
| Table 9  | MRW-3 LNAPL Recovery Summary                    |
| Table 10 | LRMW-7 LNAPL Recovery Summary                   |



Table 1  
Gauge and Bail 2021

| Well    | 2021 Season  | 4/29/2021 |       |                    | 5/6/2021 |       |                    | 5/13/2021 |       |                    | 5/19/2021 |     |                    | 5/28/2021 |       |                    | 6/8/2021 |       |                    | 6/22/2021 |       |                    | 7/1/2021 |       |                    |
|---------|--------------|-----------|-------|--------------------|----------|-------|--------------------|-----------|-------|--------------------|-----------|-----|--------------------|-----------|-------|--------------------|----------|-------|--------------------|-----------|-------|--------------------|----------|-------|--------------------|
|         | TOTAL BAILED | DTP       | DTW   | Total Bailed (gal) | DTP      | DTW   | Total Bailed (gal) | DTP       | DTW   | Total Bailed (gal) | DTP       | DTW | Total Bailed (gal) | DTP       | DTW   | Total Bailed (gal) | DTP      | DTW   | Total Bailed (gal) | DTP       | DTW   | Total Bailed (gal) | DTP      | DTW   | Total Bailed (gal) |
| RW-8    | 0            |           |       |                    |          |       |                    |           |       |                    |           |     |                    |           |       |                    |          |       |                    |           |       |                    |          |       |                    |
| RW-9    | 0            |           |       |                    |          |       |                    |           |       |                    |           |     |                    |           |       |                    |          |       |                    |           |       |                    |          |       |                    |
| MW-32   | 1.05         |           |       |                    | 16.35    | 17.03 | 0.1                | 16.56     | 17.12 | 0.1                |           |     |                    |           |       |                    | 16.65    | 17.24 | 0.1                |           |       |                    |          |       |                    |
| MWM-6   | 0            |           |       |                    |          |       |                    |           |       |                    |           |     |                    |           |       |                    |          |       |                    |           |       |                    |          |       |                    |
| MWM-7   | 0            |           |       |                    |          |       |                    |           |       |                    |           |     |                    |           |       |                    |          |       |                    |           |       |                    |          |       |                    |
| MWM-7D  | 0            |           |       |                    |          |       |                    |           |       |                    |           |     |                    |           |       |                    |          |       |                    |           |       |                    |          |       |                    |
| MRW-9   | 0            |           |       |                    |          |       |                    |           |       |                    |           |     |                    |           |       |                    |          |       |                    |           |       |                    |          |       |                    |
| MRW-10  | 0            |           |       |                    |          |       |                    |           |       |                    |           |     |                    |           |       |                    |          |       |                    |           |       |                    |          |       |                    |
| MWAST-2 | 0            |           |       |                    |          |       |                    |           |       |                    |           |     |                    |           |       |                    |          |       |                    |           |       |                    |          |       |                    |
| MWAST-3 | 0            |           |       |                    |          |       |                    |           |       |                    |           |     |                    |           |       |                    |          |       |                    |           |       |                    |          |       |                    |
| MWAST-6 | 0            |           |       |                    |          |       |                    |           |       |                    |           |     |                    |           |       |                    |          |       |                    |           |       |                    |          |       |                    |
| LRMW-1  | 0            |           |       |                    |          |       |                    |           |       |                    |           |     |                    |           |       |                    |          |       |                    |           |       |                    |          |       |                    |
| LRMW-2  | 0            |           |       |                    |          |       |                    |           |       |                    |           |     |                    |           |       |                    |          |       |                    |           |       |                    |          |       |                    |
| LRMW-3  | 0            |           |       |                    |          |       |                    |           |       |                    |           |     |                    |           |       |                    |          |       |                    |           |       |                    |          |       |                    |
| LRMW-4  | 0            |           |       |                    |          |       |                    |           |       |                    |           |     |                    |           |       |                    |          |       |                    |           |       |                    |          |       |                    |
| LRMW-5  | 0            |           |       |                    |          |       |                    |           |       |                    |           |     |                    |           |       |                    |          |       |                    |           |       |                    |          |       |                    |
| LRMW-6  | 0            |           |       |                    |          |       |                    |           |       |                    |           |     |                    |           |       |                    |          |       |                    |           |       |                    |          |       |                    |
| LRMW-7  | 41.50        |           |       |                    |          |       |                    |           |       |                    |           |     | 11.53              | 19.3      | 6.0   | 12.15              | 20.05    | 6.0   | 12.82              | 19.55     | 5     | 12.56              | 18.38    | 4     |                    |
| LRMW-8  | 0            |           |       |                    |          |       |                    |           |       |                    |           |     |                    |           |       |                    |          |       |                    |           |       |                    |          |       |                    |
| LRMW-9  | 0            |           |       |                    |          |       |                    |           |       |                    |           |     |                    |           |       |                    |          |       |                    |           |       |                    |          |       |                    |
| LRMW-10 | 0            |           |       |                    |          |       |                    |           |       |                    |           |     |                    |           |       |                    |          |       |                    |           |       |                    |          |       |                    |
| LRMW-11 | 0            |           |       |                    |          |       |                    |           |       |                    |           |     |                    |           |       |                    |          |       |                    |           |       |                    |          |       |                    |
| MRW-1   | 0            |           |       |                    |          |       |                    |           |       |                    |           |     |                    |           |       |                    |          |       |                    |           |       |                    |          |       |                    |
| MRW-2   | 0            |           |       |                    |          |       |                    |           |       |                    |           |     |                    |           |       |                    |          |       |                    |           |       |                    |          |       |                    |
| MRW-3   | 0.0          |           |       |                    |          |       |                    |           |       |                    |           |     |                    |           |       |                    |          |       |                    |           |       |                    |          |       |                    |
| MRW-4   | 0            |           |       |                    |          |       |                    |           |       |                    |           |     |                    |           |       |                    |          |       |                    |           |       |                    |          |       |                    |
| MWBD-1  | 0            |           |       |                    |          |       |                    |           |       |                    |           |     |                    |           |       |                    |          |       |                    |           |       |                    |          |       |                    |
| MWRR-1  | 0            |           |       |                    |          |       |                    |           |       |                    |           |     |                    |           |       |                    |          |       |                    |           |       |                    |          |       |                    |
| MWRR-2  | 0            |           |       |                    |          |       |                    |           |       |                    |           |     |                    |           |       |                    |          |       |                    |           |       |                    |          |       |                    |
| MWRR-4  | 0            |           |       |                    |          |       |                    |           |       |                    |           |     |                    |           |       |                    |          |       |                    |           |       |                    |          |       |                    |
| MWRR-8  | 0            |           |       |                    |          |       |                    |           |       |                    |           |     |                    |           |       |                    |          |       |                    |           |       |                    |          |       |                    |
| MWOW-1  | 0            |           |       |                    |          |       |                    |           |       |                    |           |     |                    |           |       |                    |          |       |                    |           |       |                    |          |       |                    |
| MWOW-2  | 0            |           |       |                    |          |       |                    |           |       |                    |           |     |                    |           |       |                    |          |       |                    |           |       |                    |          |       |                    |
| MWOW-3  | 0            |           |       |                    |          |       |                    |           |       |                    |           |     |                    |           |       |                    |          |       |                    |           |       |                    |          |       |                    |
| MWOW-5  | 0            |           |       |                    |          |       |                    |           |       |                    |           |     |                    |           |       |                    |          |       |                    |           |       |                    |          |       |                    |
| RWAST-1 | 0            |           |       |                    |          |       |                    |           |       |                    |           |     |                    |           |       |                    |          |       |                    |           |       |                    |          |       |                    |
| RWAST-2 | 0            |           |       |                    |          |       |                    |           |       |                    |           |     |                    |           |       |                    |          |       |                    |           |       |                    |          |       |                    |
| MWAST-8 | 0            |           |       |                    |          |       |                    |           |       |                    |           |     |                    |           |       |                    |          |       |                    |           |       |                    |          |       |                    |
| MWAST-9 | 0            |           |       |                    |          |       |                    |           |       |                    |           |     |                    |           |       |                    |          |       |                    |           |       |                    |          |       |                    |
| MWM-4   | 0            |           |       |                    |          |       |                    |           |       |                    |           |     |                    |           |       |                    |          |       |                    |           |       |                    |          |       |                    |
| MWAST-4 | 48.75        | 13.12     | 14.13 | 1.5                | 13.06    | 14.52 | 3                  | 13.24     | 14.72 | 1.5                |           |     |                    | 13.13     | 14.12 | 2.5                | 13.3     | 14.72 | 2                  | 13.74     | 15.69 | 3                  | 13.69    | 15.47 | 3                  |
| MRW-5   | 0            |           |       |                    |          |       |                    |           |       |                    |           |     |                    |           |       |                    |          |       |                    |           |       |                    |          |       |                    |
| MRW-6   | 0            |           |       |                    |          |       |                    |           |       |                    |           |     |                    |           |       |                    |          |       |                    |           |       |                    |          |       |                    |
| MRW-7   | 0            |           |       |                    |          |       |                    |           |       |                    |           |     |                    |           |       |                    |          |       |                    |           |       |                    |          |       |                    |
| MWM-2   | 0            |           |       |                    |          |       |                    |           |       |                    |           |     |                    |           |       |                    |          |       |                    |           |       |                    |          |       |                    |
| MWM-2D  | 0            |           |       |                    |          |       |                    |           |       |                    |           |     |                    |           |       |                    |          |       |                    |           |       |                    |          |       |                    |
| MWM-3   | 0            |           |       |                    |          |       |                    |           |       |                    |           |     |                    |           |       |                    |          |       |                    |           |       |                    |          |       |                    |
| MWM-9RS | 0            |           |       |                    |          |       |                    |           |       |                    |           |     |                    |           |       |                    |          |       |                    |           |       |                    |          |       |                    |
| MWM-9RD | 0            |           |       |                    |          |       |                    |           |       |                    |           |     |                    |           |       |                    |          |       |                    |           |       |                    |          |       |                    |
| MWM-10S | 0            |           |       |                    |          |       |                    |           |       |                    |           |     |                    |           |       |                    |          |       |                    |           |       |                    |          |       |                    |
| MWM-10D | 0            |           |       |                    |          |       |                    |           |       |                    |           |     |                    |           |       |                    |          |       |                    |           |       |                    |          |       |                    |
| MRW-8   | 0            |           |       |                    |          |       |                    |           |       |                    |           |     |                    |           |       |                    |          |       |                    |           |       |                    |          |       |                    |
| MWT-2S  | 0            |           |       |                    |          |       |                    |           |       |                    |           |     |                    |           |       |                    |          |       |                    |           |       |                    |          |       |                    |
| MWT-2D  | 0            |           |       |                    |          |       |                    |           |       |                    |           |     |                    |           |       |                    |          |       |                    |           |       |                    |          |       |                    |
| MWT-6   | 0            |           |       |                    |          |       |                    |           |       |                    |           |     |                    |           |       |                    |          |       |                    |           |       |                    |          |       |                    |
| MW-16   | 0            |           |       |                    |          |       |                    |           |       |                    |           |     |                    |           |       |                    |          |       |                    |           |       |                    |          |       |                    |
| RW-4    | 0            |           |       |                    |          |       |                    |           |       |                    |           |     |                    |           |       |                    |          |       |                    |           |       |                    |          |       |                    |
| RW-1    | 0            |           |       |                    |          |       |                    |           |       |                    |           |     |                    |           |       |                    |          |       |                    |           |       |                    |          |       |                    |
| MW-14   | 0            |           |       |                    |          |       |                    |           |       |                    |           |     |                    |           |       |                    |          |       |                    |           |       |                    |          |       |                    |
| MW-17   | 0            |           |       |                    |          |       |                    |           |       |                    |           |     |                    |           |       |                    |          |       |                    |           |       |                    |          |       |                    |
| RW-3    | 0            |           |       |                    |          |       |                    |           |       |                    |           |     |                    |           |       |                    |          |       |                    |           |       |                    |          |       |                    |
| MW-22   | 0            |           |       |                    |          |       |                    |           |       |                    |           |     |                    |           |       |                    |          |       |                    |           |       |                    |          |       |                    |
| EW-6    | 0            |           |       |                    |          |       |                    |           |       |                    |           |     |                    |           |       |                    |          |       |                    |           |       |                    |          |       |                    |

Table 1  
Gauge and Bail 2021

| Well     | 2021 Season  | 4/29/2021 |       |                    | 5/6/2021 |       |                    | 5/13/2021 |       |                    | 5/19/2021 |       |                    | 5/28/2021 |       |                    | 6/8/2021 |       |                    | 6/22/2021 |     |                    | 7/1/2021 |     |                    |   |
|----------|--------------|-----------|-------|--------------------|----------|-------|--------------------|-----------|-------|--------------------|-----------|-------|--------------------|-----------|-------|--------------------|----------|-------|--------------------|-----------|-----|--------------------|----------|-----|--------------------|---|
|          | TOTAL BAILED | DTP       | DTW   | Total Bailed (gal) | DTP      | DTW   | Total Bailed (gal) | DTP       | DTW   | Total Bailed (gal) | DTP       | DTW   | Total Bailed (gal) | DTP       | DTW   | Total Bailed (gal) | DTP      | DTW   | Total Bailed (gal) | DTP       | DTW | Total Bailed (gal) | DTP      | DTW | Total Bailed (gal) |   |
| EW-7     | 0            |           |       |                    |          |       |                    |           |       |                    |           |       |                    |           |       |                    |          |       |                    |           |     |                    |          |     |                    |   |
| EW-8     | 0            |           |       |                    |          |       |                    |           |       |                    |           |       |                    |           |       |                    |          |       |                    |           |     |                    |          |     |                    |   |
| EW-9     | 0            |           |       |                    |          |       |                    |           |       |                    |           |       |                    |           |       |                    |          |       |                    |           |     |                    |          |     |                    |   |
| EW-10    | 0            |           |       |                    |          |       |                    |           |       |                    |           |       |                    |           |       |                    |          |       |                    |           |     |                    |          |     |                    |   |
| EW-11    | 32.25        |           |       |                    | 18.73    | 23.05 | 8                  | 18.96     | 22.51 | 6                  | 18.91     | 22.88 | 5.75               | 18.89     | 22.5  | 5.5                | 18.6     | 23.47 | 7                  |           |     |                    |          |     |                    |   |
| RW-5     | 0            |           |       |                    |          |       |                    |           |       |                    |           |       |                    |           |       |                    |          |       |                    |           |     |                    |          |     |                    |   |
| RW-6     | 1.65         | 17.86     | 18.83 | 1                  | 18.15    | 18.46 | 0.25               | 18.26     | 18.45 | 0.1                | 18.35     | 18.53 | 0.1                | 18.20     | 18.38 | 0.1                | 18.21    | 18.36 | 0.1                |           |     |                    |          |     |                    |   |
| MW-10    | 0            |           |       |                    |          |       |                    |           |       |                    |           |       |                    |           |       |                    |          |       |                    |           |     |                    |          |     |                    |   |
| MW-23    | 2.5          | 12.86     | 15.26 | 1.5                | 13.53    | 14.52 | 0.5                | 14.00     | 14.55 | 0.1                | 14.25     | 14.92 | 0.2                | 13.97     | 14.61 | 0.1                | 14.2     | 14.83 | 0.1                |           |     |                    |          |     |                    |   |
| MW-27    | 0            |           |       |                    |          |       |                    |           |       |                    |           |       |                    |           |       |                    |          |       |                    |           |     |                    |          |     |                    |   |
| MW-3     | 0            |           |       |                    |          |       |                    |           |       |                    |           |       |                    |           |       |                    |          |       |                    |           |     |                    |          |     |                    |   |
| MW-30S   | 0            |           |       |                    |          |       |                    |           |       |                    |           |       |                    |           |       |                    |          |       |                    |           |     |                    |          |     |                    |   |
| MW-30D   | 0            |           |       |                    |          |       |                    |           |       |                    |           |       |                    |           |       |                    |          |       |                    |           |     |                    |          |     |                    |   |
| MW-30DD  | 0            |           |       |                    |          |       |                    |           |       |                    |           |       |                    |           |       |                    |          |       |                    |           |     |                    |          |     |                    |   |
| MW-31    | 0            |           |       |                    |          |       |                    |           |       |                    |           |       |                    |           |       |                    |          |       |                    |           |     |                    |          |     |                    |   |
| MW-33    | 0            |           |       |                    |          |       |                    |           |       |                    |           |       |                    |           |       |                    |          |       |                    |           |     |                    |          |     |                    |   |
| MW-34    | 0            |           |       |                    |          |       |                    |           |       |                    |           |       |                    |           |       |                    |          |       |                    |           |     |                    |          |     |                    |   |
| MW-35    | 0            |           |       |                    |          |       |                    |           |       |                    |           |       |                    |           |       |                    |          |       |                    |           |     |                    |          |     |                    |   |
| MW-38D   | 0            |           |       |                    |          |       |                    |           |       |                    |           |       |                    |           |       |                    |          |       |                    |           |     |                    |          |     |                    |   |
| MW-38S   | 0            |           |       |                    |          |       |                    |           |       |                    |           |       |                    |           |       |                    |          |       |                    |           |     |                    |          |     |                    |   |
| MW-40S   | 0            |           |       |                    |          |       |                    |           |       |                    |           |       |                    |           |       |                    |          |       |                    |           |     |                    |          |     |                    |   |
| MW-40D   | 0            |           |       |                    |          |       |                    |           |       |                    |           |       |                    |           |       |                    |          |       |                    |           |     |                    |          |     |                    |   |
| MW-37S   | 0            |           |       |                    |          |       |                    |           |       |                    |           |       |                    |           |       |                    |          |       |                    |           |     |                    |          |     |                    |   |
| MW-37D   | 0            |           |       |                    |          |       |                    |           |       |                    |           |       |                    |           |       |                    |          |       |                    |           |     |                    |          |     |                    |   |
| MW-37DD  | 0            |           |       |                    |          |       |                    |           |       |                    |           |       |                    |           |       |                    |          |       |                    |           |     |                    |          |     |                    |   |
| MW-37DDD | 0            |           |       |                    |          |       |                    |           |       |                    |           |       |                    |           |       |                    |          |       |                    |           |     |                    |          |     |                    |   |
| MW-36S   | 0            |           |       |                    |          |       |                    |           |       |                    |           |       |                    |           |       |                    |          |       |                    |           |     |                    |          |     |                    |   |
| MW-36D   | 0            |           |       |                    |          |       |                    |           |       |                    |           |       |                    |           |       |                    |          |       |                    |           |     |                    |          |     |                    |   |
| MW-36DD  | 0            |           |       |                    |          |       |                    |           |       |                    |           |       |                    |           |       |                    |          |       |                    |           |     |                    |          |     |                    |   |
| MW-41S   | 0            |           |       |                    |          |       |                    |           |       |                    |           |       |                    |           |       |                    |          |       |                    |           |     |                    |          |     |                    |   |
| MW-41D   | 0            |           |       |                    |          |       |                    |           |       |                    |           |       |                    |           |       |                    |          |       |                    |           |     |                    |          |     |                    |   |
| MW-41DD  | 0            |           |       |                    |          |       |                    |           |       |                    |           |       |                    |           |       |                    |          |       |                    |           |     |                    |          |     |                    |   |
| MW-46S   | 0            |           |       |                    |          |       |                    |           |       |                    |           |       |                    |           |       |                    |          |       |                    |           |     |                    |          |     |                    |   |
| MW-46D   | 0            |           |       |                    |          |       |                    |           |       |                    |           |       |                    |           |       |                    |          |       |                    |           |     |                    |          |     |                    |   |
| MW-45D   | 0            |           |       |                    |          |       |                    |           |       |                    |           |       |                    |           |       |                    |          |       |                    |           |     |                    |          |     |                    |   |
| MW-45S   | 0            |           |       |                    |          |       |                    |           |       |                    |           |       |                    |           |       |                    |          |       |                    |           |     |                    |          |     |                    |   |
| MW-48S   | 0            |           |       |                    |          |       |                    |           |       |                    |           |       |                    |           |       |                    |          |       |                    |           |     |                    |          |     |                    |   |
| MW-48D   | 0            |           |       |                    |          |       |                    |           |       |                    |           |       |                    |           |       |                    |          |       |                    |           |     |                    |          |     |                    |   |
| MW-49S   | 0            |           |       |                    |          |       |                    |           |       |                    |           |       |                    |           |       |                    |          |       |                    |           |     |                    |          |     |                    |   |
| MW-49D   | 0            |           |       |                    |          |       |                    |           |       |                    |           |       |                    |           |       |                    |          |       |                    |           |     |                    |          |     |                    |   |
| MWBD-1D  | 0            |           |       |                    |          |       |                    |           |       |                    |           |       |                    |           |       |                    |          |       |                    |           |     |                    |          |     |                    |   |
| MW-24    | 0            |           |       |                    |          |       |                    |           |       |                    |           |       |                    |           |       |                    |          |       |                    |           |     |                    |          |     |                    |   |
| MW-25    | 0            |           |       |                    |          |       |                    |           |       |                    |           |       |                    |           |       |                    |          |       |                    |           |     |                    |          |     |                    |   |
| MWRR-1D  | 0            |           |       |                    |          |       |                    |           |       |                    |           |       |                    |           |       |                    |          |       |                    |           |     |                    |          |     |                    |   |
| MW-30DDD | 0            |           |       |                    |          |       |                    |           |       |                    |           |       |                    |           |       |                    |          |       |                    |           |     |                    |          |     |                    |   |
| MW-38DD  | 0            |           |       |                    |          |       |                    |           |       |                    |           |       |                    |           |       |                    |          |       |                    |           |     |                    |          |     |                    |   |
| MW-50D   | 0            |           |       |                    |          |       |                    |           |       |                    |           |       |                    |           |       |                    |          |       |                    |           |     |                    |          |     |                    |   |
| MW-51D   | 0            |           |       |                    |          |       |                    |           |       |                    |           |       |                    |           |       |                    |          |       |                    |           |     |                    |          |     |                    |   |
| MW-52D   | 0            |           |       |                    |          |       |                    |           |       |                    |           |       |                    |           |       |                    |          |       |                    |           |     |                    |          |     |                    |   |
| MW-52DD  | 0            |           |       |                    |          |       |                    |           |       |                    |           |       |                    |           |       |                    |          |       |                    |           |     |                    |          |     |                    |   |
| MWOW-2D  | 0            |           |       |                    |          |       |                    |           |       |                    |           |       |                    |           |       |                    |          |       |                    |           |     |                    |          |     |                    |   |
| MWBD-1DD | 0            |           |       |                    |          |       |                    |           |       |                    |           |       |                    |           |       |                    |          |       |                    |           |     |                    |          |     |                    |   |
| MW-26    | 0            |           |       |                    |          |       |                    |           |       |                    |           |       |                    |           |       |                    |          |       |                    |           |     |                    |          |     |                    |   |
| TOTAL    | 127.7        |           |       | 4                  |          |       | 11.85              |           |       | 7.8                |           |       | 6.05               |           |       | 14.2               |          |       | 15.3               |           |     | 8                  |          |     |                    | 7 |

Table 1  
Gauge and Bail 2021

| Well    | 2021 Season  | 7/12/2021 |       |                    | 7/27/2021 |       |                    | 8/3/2021 |       |                    | 8/24/2021 |       |                    | 9/14/2021 |       |                    | 9/28/2021 |       |                    | 10/19/2021 |       |                    |
|---------|--------------|-----------|-------|--------------------|-----------|-------|--------------------|----------|-------|--------------------|-----------|-------|--------------------|-----------|-------|--------------------|-----------|-------|--------------------|------------|-------|--------------------|
|         | TOTAL BAILED | DTP       | DTW   | Total Bailed (gal) | DTP       | DTW   | Total Bailed (gal) | DTP      | DTW   | Total Bailed (gal) | DTP       | DTW   | Total Bailed (gal) | DTP       | DTW   | Total Bailed (gal) | DTP       | DTW   | Total Bailed (gal) | DTP        | DTW   | Total Bailed (gal) |
| RW-8    | 0            |           |       |                    |           |       |                    |          |       |                    |           |       |                    |           |       |                    |           |       |                    |            |       |                    |
| RW-9    | 0            |           |       |                    |           |       |                    |          |       |                    |           |       |                    |           |       |                    |           |       |                    |            |       |                    |
| MW-32   | 1.05         |           |       |                    | 17.5      | 18.5  | 0.1                |          |       |                    | 17.86     | 19.02 | 0.1                | 17.98     | 19.34 | 0.1                | 17.86     | 19.15 | 0.2                | 17.82      | 18.97 | 0.25               |
| MWM-6   | 0            |           |       |                    |           |       |                    |          |       |                    |           |       |                    |           |       |                    |           |       |                    |            |       |                    |
| MWM-7   | 0            |           |       |                    |           |       |                    |          |       |                    |           |       |                    |           |       |                    |           |       |                    |            |       |                    |
| MWM-7D  | 0            |           |       |                    |           |       |                    |          |       |                    |           |       |                    |           |       |                    |           |       |                    |            |       |                    |
| MRW-9   | 0            |           |       |                    |           |       |                    |          |       |                    |           |       |                    |           |       |                    |           |       |                    |            |       |                    |
| MRW-10  | 0            |           |       |                    |           |       |                    |          |       |                    |           |       |                    |           |       |                    |           |       |                    |            |       |                    |
| MWAST-2 | 0            |           |       |                    |           |       |                    |          |       |                    |           |       |                    |           |       |                    |           |       |                    |            |       |                    |
| MWAST-3 | 0            |           |       |                    |           |       |                    |          |       |                    |           |       |                    |           |       |                    |           |       |                    |            |       |                    |
| MWAST-6 | 0            |           |       |                    |           |       |                    |          |       |                    |           |       |                    |           |       |                    |           |       |                    |            |       |                    |
| LRMW-1  | 0            |           |       |                    |           |       |                    |          |       |                    |           |       |                    |           |       |                    |           |       |                    |            |       |                    |
| LRMW-2  | 0            |           |       |                    |           |       |                    |          |       |                    |           |       |                    |           |       |                    |           |       |                    |            |       |                    |
| LRMW-3  | 0            |           |       |                    |           |       |                    |          |       |                    |           |       |                    |           |       |                    |           |       |                    |            |       |                    |
| LRMW-4  | 0            |           |       |                    |           |       |                    |          |       |                    |           |       |                    |           |       |                    |           |       |                    |            |       |                    |
| LRMW-5  | 0            |           |       |                    |           |       |                    |          |       |                    |           |       |                    |           |       |                    |           |       |                    |            |       |                    |
| LRMW-6  | 0            |           |       |                    |           |       |                    |          |       |                    |           |       |                    |           |       |                    |           |       |                    |            |       |                    |
| LRMW-7  | 41.50        | 13.10     | 18.81 | 4                  | 13.66     | 18.86 | 3                  | 14.24    | 17.40 | 2.5                | 14.58     | 18.92 | 3                  | 14.40     | 18.83 | 3.5                | 14.32     | 17.79 | 2.25               | 14.06      | 18.42 | 2.25               |
| LRMW-8  | 0            |           |       |                    |           |       |                    |          |       |                    |           |       |                    |           |       |                    |           |       |                    |            |       |                    |
| LRMW-9  | 0            |           |       |                    |           |       |                    |          |       |                    |           |       |                    |           |       |                    |           |       |                    |            |       |                    |
| LRMW-10 | 0            |           |       |                    |           |       |                    |          |       |                    |           |       |                    |           |       |                    |           |       |                    |            |       |                    |
| LRMW-11 | 0            |           |       |                    |           |       |                    |          |       |                    |           |       |                    |           |       |                    |           |       |                    |            |       |                    |
| MRW-1   | 0            |           |       |                    |           |       |                    |          |       |                    |           |       |                    |           |       |                    |           |       |                    |            |       |                    |
| MRW-2   | 0            |           |       |                    |           |       |                    |          |       |                    |           |       |                    |           |       |                    |           |       |                    |            |       |                    |
| MRW-3   | 0.0          |           |       |                    |           |       |                    |          |       |                    |           |       |                    |           |       |                    |           |       |                    |            |       |                    |
| MRW-4   | 0            |           |       |                    |           |       |                    |          |       |                    |           |       |                    |           |       |                    |           |       |                    |            |       |                    |
| MWBD-1  | 0            |           |       |                    |           |       |                    |          |       |                    |           |       |                    |           |       |                    |           |       |                    |            |       |                    |
| MWRR-1  | 0            |           |       |                    |           |       |                    |          |       |                    |           |       |                    |           |       |                    |           |       |                    |            |       |                    |
| MWRR-2  | 0            |           |       |                    |           |       |                    |          |       |                    |           |       |                    |           |       |                    |           |       |                    |            |       |                    |
| MWRR-4  | 0            |           |       |                    |           |       |                    |          |       |                    |           |       |                    |           |       |                    |           |       |                    |            |       |                    |
| MWRR-8  | 0            |           |       |                    |           |       |                    |          |       |                    |           |       |                    |           |       |                    |           |       |                    |            |       |                    |
| MWOW-1  | 0            |           |       |                    |           |       |                    |          |       |                    |           |       |                    |           |       |                    |           |       |                    |            |       |                    |
| MWOW-2  | 0            |           |       |                    |           |       |                    |          |       |                    |           |       |                    |           |       |                    |           |       |                    |            |       |                    |
| MWOW-3  | 0            |           |       |                    |           |       |                    |          |       |                    |           |       |                    |           |       |                    |           |       |                    |            |       |                    |
| MWOW-5  | 0            |           |       |                    |           |       |                    |          |       |                    |           |       |                    |           |       |                    |           |       |                    |            |       |                    |
| RWAST-1 | 0            |           |       |                    |           |       |                    |          |       |                    |           |       |                    |           |       |                    |           |       |                    |            |       |                    |
| RWAST-2 | 0            |           |       |                    |           |       |                    |          |       |                    |           |       |                    |           |       |                    |           |       |                    |            |       |                    |
| MWAST-8 | 0            |           |       |                    |           |       |                    |          |       |                    |           |       |                    |           |       |                    |           |       |                    |            |       |                    |
| MWAST-9 | 0            |           |       |                    |           |       |                    |          |       |                    |           |       |                    |           |       |                    |           |       |                    |            |       |                    |
| MWM-4   | 0            |           |       |                    |           |       |                    |          |       |                    |           |       |                    |           |       |                    |           |       |                    |            |       |                    |
| MWAST-4 | 48.75        | 13.80     | 15.97 | 4                  | 14.13     | 16.93 | 4                  | 14.19    | 17.04 | 4                  | 14.42     | 18.26 | 5                  | 14.55     | 18.64 | 6                  | 14.56     | 18.04 | 5                  | 14.6       | 17.91 | 4.25               |
| MRW-5   | 0            |           |       |                    |           |       |                    |          |       |                    |           |       |                    |           |       |                    |           |       |                    |            |       |                    |
| MRW-6   | 0            |           |       |                    |           |       |                    |          |       |                    |           |       |                    |           |       |                    |           |       |                    |            |       |                    |
| MRW-7   | 0            |           |       |                    |           |       |                    |          |       |                    |           |       |                    |           |       |                    |           |       |                    |            |       |                    |
| MWM-2   | 0            |           |       |                    |           |       |                    |          |       |                    |           |       |                    |           |       |                    |           |       |                    |            |       |                    |
| MWM-2D  | 0            |           |       |                    |           |       |                    |          |       |                    |           |       |                    |           |       |                    |           |       |                    |            |       |                    |
| MWM-3   | 0            |           |       |                    |           |       |                    |          |       |                    |           |       |                    |           |       |                    |           |       |                    |            |       |                    |
| MWM-9RS | 0            |           |       |                    |           |       |                    |          |       |                    |           |       |                    |           |       |                    |           |       |                    |            |       |                    |
| MWM-9RD | 0            |           |       |                    |           |       |                    |          |       |                    |           |       |                    |           |       |                    |           |       |                    |            |       |                    |
| MWM-10S | 0            |           |       |                    |           |       |                    |          |       |                    |           |       |                    |           |       |                    |           |       |                    |            |       |                    |
| MWM-10D | 0            |           |       |                    |           |       |                    |          |       |                    |           |       |                    |           |       |                    |           |       |                    |            |       |                    |
| MRW-8   | 0            |           |       |                    |           |       |                    |          |       |                    |           |       |                    |           |       |                    |           |       |                    |            |       |                    |
| MWT-2S  | 0            |           |       |                    |           |       |                    |          |       |                    |           |       |                    |           |       |                    |           |       |                    |            |       |                    |
| MWT-2D  | 0            |           |       |                    |           |       |                    |          |       |                    |           |       |                    |           |       |                    |           |       |                    |            |       |                    |
| MWT-6   | 0            |           |       |                    |           |       |                    |          |       |                    |           |       |                    |           |       |                    |           |       |                    |            |       |                    |
| MW-16   | 0            |           |       |                    |           |       |                    |          |       |                    |           |       |                    |           |       |                    |           |       |                    |            |       |                    |
| RW-4    | 0            |           |       |                    |           |       |                    |          |       |                    |           |       |                    |           |       |                    |           |       |                    |            |       |                    |
| RW-1    | 0            |           |       |                    |           |       |                    |          |       |                    |           |       |                    |           |       |                    |           |       |                    |            |       |                    |
| MW-14   | 0            |           |       |                    |           |       |                    |          |       |                    |           |       |                    |           |       |                    |           |       |                    |            |       |                    |
| MW-17   | 0            |           |       |                    |           |       |                    |          |       |                    |           |       |                    |           |       |                    |           |       |                    |            |       |                    |
| RW-3    | 0            |           |       |                    |           |       |                    |          |       |                    |           |       |                    |           |       |                    |           |       |                    |            |       |                    |
| MW-22   | 0            |           |       |                    |           |       |                    |          |       |                    |           |       |                    |           |       |                    |           |       |                    |            |       |                    |
| EW-6    | 0            |           |       |                    |           |       |                    |          |       |                    |           |       |                    |           |       |                    |           |       |                    |            |       |                    |

Table 1  
Gauge and Bail 2021

| Well     | 2021 Season  | 7/12/2021 |     |                    | 7/27/2021 |     |                    | 8/3/2021 |     |                    | 8/24/2021 |     |                    | 9/14/2021 |     |                    | 9/28/2021 |     |                    | 10/19/2021 |     |                    |      |
|----------|--------------|-----------|-----|--------------------|-----------|-----|--------------------|----------|-----|--------------------|-----------|-----|--------------------|-----------|-----|--------------------|-----------|-----|--------------------|------------|-----|--------------------|------|
|          | TOTAL BAILED | DTP       | DTW | Total Bailed (gal) | DTP       | DTW | Total Bailed (gal) | DTP      | DTW | Total Bailed (gal) | DTP       | DTW | Total Bailed (gal) | DTP       | DTW | Total Bailed (gal) | DTP       | DTW | Total Bailed (gal) | DTP        | DTW | Total Bailed (gal) |      |
| EW-7     | 0            |           |     |                    |           |     |                    |          |     |                    |           |     |                    |           |     |                    |           |     |                    |            |     |                    |      |
| EW-8     | 0            |           |     |                    |           |     |                    |          |     |                    |           |     |                    |           |     |                    |           |     |                    |            |     |                    |      |
| EW-9     | 0            |           |     |                    |           |     |                    |          |     |                    |           |     |                    |           |     |                    |           |     |                    |            |     |                    |      |
| EW-10    | 0            |           |     |                    |           |     |                    |          |     |                    |           |     |                    |           |     |                    |           |     |                    |            |     |                    |      |
| EW-11    | 32.25        |           |     |                    |           |     |                    |          |     |                    |           |     |                    |           |     |                    |           |     |                    |            |     |                    |      |
| RW-5     | 0            |           |     |                    |           |     |                    |          |     |                    |           |     |                    |           |     |                    |           |     |                    |            |     |                    |      |
| RW-6     | 1.65         |           |     |                    |           |     |                    |          |     |                    |           |     |                    |           |     |                    |           |     |                    |            |     |                    |      |
| MW-10    | 0            |           |     |                    |           |     |                    |          |     |                    |           |     |                    |           |     |                    |           |     |                    |            |     |                    |      |
| MW-23    | 2.5          |           |     |                    |           |     |                    |          |     |                    |           |     |                    |           |     |                    |           |     |                    |            |     |                    |      |
| MW-27    | 0            |           |     |                    |           |     |                    |          |     |                    |           |     |                    |           |     |                    |           |     |                    |            |     |                    |      |
| MW-3     | 0            |           |     |                    |           |     |                    |          |     |                    |           |     |                    |           |     |                    |           |     |                    |            |     |                    |      |
| MW-30S   | 0            |           |     |                    |           |     |                    |          |     |                    |           |     |                    |           |     |                    |           |     |                    |            |     |                    |      |
| MW-30D   | 0            |           |     |                    |           |     |                    |          |     |                    |           |     |                    |           |     |                    |           |     |                    |            |     |                    |      |
| MW-30DD  | 0            |           |     |                    |           |     |                    |          |     |                    |           |     |                    |           |     |                    |           |     |                    |            |     |                    |      |
| MW-31    | 0            |           |     |                    |           |     |                    |          |     |                    |           |     |                    |           |     |                    |           |     |                    |            |     |                    |      |
| MW-33    | 0            |           |     |                    |           |     |                    |          |     |                    |           |     |                    |           |     |                    |           |     |                    |            |     |                    |      |
| MW-34    | 0            |           |     |                    |           |     |                    |          |     |                    |           |     |                    |           |     |                    |           |     |                    |            |     |                    |      |
| MW-35    | 0            |           |     |                    |           |     |                    |          |     |                    |           |     |                    |           |     |                    |           |     |                    |            |     |                    |      |
| MW-38D   | 0            |           |     |                    |           |     |                    |          |     |                    |           |     |                    |           |     |                    |           |     |                    |            |     |                    |      |
| MW-38S   | 0            |           |     |                    |           |     |                    |          |     |                    |           |     |                    |           |     |                    |           |     |                    |            |     |                    |      |
| MW-40S   | 0            |           |     |                    |           |     |                    |          |     |                    |           |     |                    |           |     |                    |           |     |                    |            |     |                    |      |
| MW-40D   | 0            |           |     |                    |           |     |                    |          |     |                    |           |     |                    |           |     |                    |           |     |                    |            |     |                    |      |
| MW-37S   | 0            |           |     |                    |           |     |                    |          |     |                    |           |     |                    |           |     |                    |           |     |                    |            |     |                    |      |
| MW-37D   | 0            |           |     |                    |           |     |                    |          |     |                    |           |     |                    |           |     |                    |           |     |                    |            |     |                    |      |
| MW-37DD  | 0            |           |     |                    |           |     |                    |          |     |                    |           |     |                    |           |     |                    |           |     |                    |            |     |                    |      |
| MW-37DDD | 0            |           |     |                    |           |     |                    |          |     |                    |           |     |                    |           |     |                    |           |     |                    |            |     |                    |      |
| MW-36S   | 0            |           |     |                    |           |     |                    |          |     |                    |           |     |                    |           |     |                    |           |     |                    |            |     |                    |      |
| MW-36D   | 0            |           |     |                    |           |     |                    |          |     |                    |           |     |                    |           |     |                    |           |     |                    |            |     |                    |      |
| MW-36DD  | 0            |           |     |                    |           |     |                    |          |     |                    |           |     |                    |           |     |                    |           |     |                    |            |     |                    |      |
| MW-41S   | 0            |           |     |                    |           |     |                    |          |     |                    |           |     |                    |           |     |                    |           |     |                    |            |     |                    |      |
| MW-41D   | 0            |           |     |                    |           |     |                    |          |     |                    |           |     |                    |           |     |                    |           |     |                    |            |     |                    |      |
| MW-41DD  | 0            |           |     |                    |           |     |                    |          |     |                    |           |     |                    |           |     |                    |           |     |                    |            |     |                    |      |
| MW-46S   | 0            |           |     |                    |           |     |                    |          |     |                    |           |     |                    |           |     |                    |           |     |                    |            |     |                    |      |
| MW-46D   | 0            |           |     |                    |           |     |                    |          |     |                    |           |     |                    |           |     |                    |           |     |                    |            |     |                    |      |
| MW-45D   | 0            |           |     |                    |           |     |                    |          |     |                    |           |     |                    |           |     |                    |           |     |                    |            |     |                    |      |
| MW-45S   | 0            |           |     |                    |           |     |                    |          |     |                    |           |     |                    |           |     |                    |           |     |                    |            |     |                    |      |
| MW-48S   | 0            |           |     |                    |           |     |                    |          |     |                    |           |     |                    |           |     |                    |           |     |                    |            |     |                    |      |
| MW-48D   | 0            |           |     |                    |           |     |                    |          |     |                    |           |     |                    |           |     |                    |           |     |                    |            |     |                    |      |
| MW-49S   | 0            |           |     |                    |           |     |                    |          |     |                    |           |     |                    |           |     |                    |           |     |                    |            |     |                    |      |
| MW-49D   | 0            |           |     |                    |           |     |                    |          |     |                    |           |     |                    |           |     |                    |           |     |                    |            |     |                    |      |
| MWBD-1D  | 0            |           |     |                    |           |     |                    |          |     |                    |           |     |                    |           |     |                    |           |     |                    |            |     |                    |      |
| MW-24    | 0            |           |     |                    |           |     |                    |          |     |                    |           |     |                    |           |     |                    |           |     |                    |            |     |                    |      |
| MW-25    | 0            |           |     |                    |           |     |                    |          |     |                    |           |     |                    |           |     |                    |           |     |                    |            |     |                    |      |
| MWRR-1D  | 0            |           |     |                    |           |     |                    |          |     |                    |           |     |                    |           |     |                    |           |     |                    |            |     |                    |      |
| MW-30DDD | 0            |           |     |                    |           |     |                    |          |     |                    |           |     |                    |           |     |                    |           |     |                    |            |     |                    |      |
| MW-38DD  | 0            |           |     |                    |           |     |                    |          |     |                    |           |     |                    |           |     |                    |           |     |                    |            |     |                    |      |
| MW-50D   | 0            |           |     |                    |           |     |                    |          |     |                    |           |     |                    |           |     |                    |           |     |                    |            |     |                    |      |
| MW-51D   | 0            |           |     |                    |           |     |                    |          |     |                    |           |     |                    |           |     |                    |           |     |                    |            |     |                    |      |
| MW-52D   | 0            |           |     |                    |           |     |                    |          |     |                    |           |     |                    |           |     |                    |           |     |                    |            |     |                    |      |
| MW-52DD  | 0            |           |     |                    |           |     |                    |          |     |                    |           |     |                    |           |     |                    |           |     |                    |            |     |                    |      |
| MWOW-2D  | 0            |           |     |                    |           |     |                    |          |     |                    |           |     |                    |           |     |                    |           |     |                    |            |     |                    |      |
| MWBD-1DD | 0            |           |     |                    |           |     |                    |          |     |                    |           |     |                    |           |     |                    |           |     |                    |            |     |                    |      |
| MW-26    | 0            |           |     |                    |           |     |                    |          |     |                    |           |     |                    |           |     |                    |           |     |                    |            |     |                    |      |
| TOTAL    | 127.7        |           |     | 8                  |           |     | 7.1                |          |     | 6.5                |           |     | 8.1                |           |     | 9.6                |           |     | 7.45               |            |     |                    | 6.75 |

**Table 2**  
**Groundwater Sampling Plan - 2021**  
Former Amoco Terminal  
Superior, Wisconsin

| Area/Well | Last Benzene ug/l | 2020 Spring Sampling | 2020 Fall Sampling | Semi-Annual Gauge DTW/LNAPL | Annual Gauge DTW/LNAPL (Spring) |
|-----------|-------------------|----------------------|--------------------|-----------------------------|---------------------------------|
| EW-5      | LNAPL             |                      |                    |                             | X                               |
| EW-6      | LNAPL             |                      |                    |                             | X                               |
| EW-7      | 385               |                      |                    |                             | X                               |
| EW-8      | 407               |                      |                    |                             | X                               |
| EW-9      | 28.1              |                      |                    |                             | X                               |
| EW-10     | 1.4               |                      |                    |                             | X                               |
| EW-11     | LNAPL             |                      |                    |                             | X                               |
| MW-10     | 3.1               |                      |                    |                             | X                               |
| MW-14     | LNAPL             |                      |                    |                             | X                               |
| MW-16     | LNAPL             |                      |                    |                             | X                               |
| MW-17     | <0.40             |                      |                    |                             | X                               |
| MW-22     | LNAPL             |                      |                    |                             | X                               |
| MW-23     | LNAPL             |                      |                    |                             | X                               |
| MW-24     | LNAPL             |                      |                    |                             | X                               |
| MW-25     | LNAPL             |                      |                    |                             | X                               |
| MW-26     | LNAPL             |                      |                    |                             | X                               |
| MW-27     | LNAPL             |                      |                    |                             | X                               |
| MW-30D    | 1870              | X                    | X                  | X                           | X                               |
| MW-30DD   | <0.31             |                      |                    | X                           | X                               |
| MW-30S    | 1910              | X                    | X                  | X                           | X                               |
| MW-30DDD  | <0.31             |                      |                    | X                           | X                               |
| MW-31     | <0.40             |                      |                    |                             | X                               |
| MW-32     | LNAPL             |                      |                    | X                           | X                               |
| MW-33     | <0.40             |                      |                    |                             | X                               |
| MW-36D    | 1600              | X                    | X                  | X                           | X                               |
| MW-36DD   | <0.31             |                      |                    | X                           | X                               |
| MW-36S    | <0.31             |                      |                    | X                           | X                               |
| MW-37D    | 2170              | X                    | X                  | X                           | X                               |
| MW-37DD   | 1.4               | X                    | X                  | X                           | X                               |
| MW-37S    | <0.31             |                      |                    | X                           | X                               |
| MW-37DDD  | 2.2               |                      |                    | X                           | X                               |
| MW-38D    | <0.31             |                      |                    | X                           | X                               |
| MW-38S    | <0.31             |                      |                    | X                           | X                               |
| MW-38DD   | <0.31             |                      |                    | X                           | X                               |
| MW-40D    | <0.31             | X                    | X                  | X                           | X                               |
| MW-40S    | <0.31             |                      |                    | X                           | X                               |
| MW-41D    | 0.64J             | X                    | X                  | X                           | X                               |
| MW-41S    | <0.31             |                      |                    | X                           | X                               |
| MW-41DD   | <0.31             |                      |                    | X                           | X                               |
| MW-45D    | 105               | X                    | X                  | X                           | X                               |
| MW-45S    | <0.31             |                      |                    |                             | X                               |
| MW-46D    | <0.31             | X                    | X                  | X                           | X                               |
| MW-46S    | <0.31             |                      |                    |                             | X                               |
| MW-48S    | <0.31             |                      |                    | X                           | X                               |
| MW-48D    | <0.40             |                      |                    | X                           | X                               |
| MW-49S    | 6.4               | X                    | X                  | X                           | X                               |
| MW-49D    | <0.31             |                      |                    | X                           | X                               |
| MW-50D    | <0.31             |                      |                    | X                           | X                               |
| MW-51D    | <0.31             |                      |                    | X                           | X                               |
| MW-52D    | <0.31             |                      |                    | X                           | X                               |
| MW-52DD   | <0.31             |                      |                    | X                           | X                               |
| MWT-2D    | 2550              | X                    | X                  | X                           | X                               |
| MWT-2S    | <0.31             |                      |                    |                             | X                               |
| MWT-6     | 59.8              |                      |                    |                             | X                               |
| RW-1      | LNAPL             |                      |                    |                             | X                               |
| RW-3      | 4560              |                      |                    |                             | X                               |
| RW-4      | LNAPL             |                      |                    |                             | X                               |
| RW-5      | LNAPL             |                      |                    |                             | X                               |
| RW-6      | LNAPL             |                      |                    |                             | X                               |
| RW-8      | LNAPL             |                      |                    |                             | X                               |
| RW-9      | LNAPL             |                      |                    |                             | X                               |
| MW-3      | 7.6               |                      |                    |                             | X                               |
| MW-35     | <0.40             |                      |                    |                             | X                               |
| MW-34     | <0.40             |                      |                    |                             | X                               |
| MW-47     | <0.40             |                      |                    |                             | X                               |
| MWAST-2   | LNAPL             |                      |                    |                             | X                               |
| MWAST-3   | <0.31             |                      |                    |                             | X                               |
| MWAST-4   | LNAPL             |                      |                    |                             | X                               |
| MWAST-6   | LNAPL             |                      |                    |                             | X                               |
| MWAST-8   | 2840              |                      |                    |                             | X                               |
| MWAST-9   | 93.2              |                      |                    |                             | X                               |

**Table 2**  
**Groundwater Sampling Plan - 2021**  
Former Amoco Terminal  
Superior, Wisconsin

| Area/Well | Last Benzene ug/l | 2020 Spring Sampling | 2020 Fall Sampling | Semi-Annual Gauge DTW/LNAPL | Annual Gauge DTW/LNAPL (Spring) |
|-----------|-------------------|----------------------|--------------------|-----------------------------|---------------------------------|
| RWAST-1   | 2270              |                      |                    |                             | X                               |
| RWAST-2   | 1416              |                      |                    |                             | X                               |
| LRMW-1    | 6850              |                      |                    |                             | X                               |
| LRMW-2    | LNAPL             |                      |                    |                             | X                               |
| LRMW-3    | LNAPL             |                      |                    |                             | X                               |
| LRMW-4    | LNAPL             |                      |                    |                             | X                               |
| LRMW-5    | LNAPL             |                      |                    |                             | X                               |
| LRMW-6    | 1130              |                      |                    |                             | X                               |
| LRMW-7    | LNAPL             |                      |                    | X                           | X                               |
| MWM-2     | <0.40             |                      |                    |                             | X                               |
| MWM-2D    | <0.31             | X                    | X                  | X                           | X                               |
| MWM-3     | LNAPL             |                      |                    |                             | X                               |
| MWM-4     | 1.0               |                      |                    |                             | X                               |
| MWM-6     | 3.2               |                      |                    |                             | X                               |
| MWM-7     | 4.0               |                      |                    |                             | X                               |
| MWM-7D    | 2410              | X                    | X                  | X                           | X                               |
| MWM-9RD   | 2290              | X                    | X                  | X                           | X                               |
| MWM-9RS   | <0.40             |                      |                    |                             | X                               |
| MWM-10D   | 1150              | X                    | X                  | X                           | X                               |
| MWM-10S   | <0.40             |                      |                    |                             | X                               |
| MRW-1     | LNAPL             |                      |                    |                             | X                               |
| MRW-2     | LNAPL             |                      |                    |                             | X                               |
| MRW-3     | LNAPL             |                      |                    | X                           | X                               |
| MRW-4     | LNAPL             |                      |                    |                             | X                               |
| MRW-5     | LNAPL             |                      |                    |                             | X                               |
| MRW-6     | LNAPL             |                      |                    |                             | X                               |
| MRW-7     | LNAPL             |                      |                    |                             | X                               |
| MRW-8     | LNAPL             |                      |                    |                             | X                               |
| MRW-9     | LNAPL             |                      |                    |                             | X                               |
| MRW-10    | LNAPL             |                      |                    |                             | X                               |
| LRMW-8    | 815               |                      |                    |                             | X                               |
| LRMW-9    | 2270              |                      |                    |                             | X                               |
| LRMW-10   | 3060              |                      |                    | X                           | X                               |
| LRMW-11   | LNAPL             |                      |                    | X                           | X                               |
| MWRR-1    | <0.40             |                      |                    |                             | X                               |
| MWRR-1D   | 229               | X                    | X                  | X                           | X                               |
| MWRR-2    | 29.8              |                      |                    |                             | X                               |
| MWRR-4    | 323               |                      |                    |                             | X                               |
| MWRR-8    | LNAPL             |                      |                    | X                           | X                               |
| MWOW-1    | 377               |                      |                    | X                           | X                               |
| MWOW-2    | 0.44J             |                      |                    |                             | X                               |
| MWOW-2D   | <0.31             | X                    | X                  | X                           | X                               |
| MWOW-3    | 14.1              |                      |                    |                             | X                               |
| MWOW-5    | 1300              |                      |                    | X                           | X                               |
| MWBD-1    | <0.40             |                      |                    |                             | X                               |
| MWBD-1D   | 71.3              | X                    | X                  | X                           | X                               |
| MWBD-1DD  | <0.31             |                      |                    | X                           | X                               |
| Totals:   |                   | 18                   | 18                 | 46                          | 118                             |

**NOTES:**  
X..... = Wells included in the Amoco Barge Dock-Mainfold & AST Area Sampling Plan  
<..... = The compound was not detected at or above the indicated method detection limit. Unlisted detection limit concentrations were unavailable.  
ug/L ..... = Micrograms per liter (equivalent to parts per billion)  
LNAPL ..... = LNAPL in Well, could not be sampled  
**"BOLD"** ..... = The indicated concentration exceeds the NR 140 ES of 5 µg/L  
NR 140 ES ..... = Wisconsin Administrative Code Chapter NR 140 Enforcement Standard

**Table 3**  
**Groundwater and LNAPL Gauging Data - Terminal**  
Former Amoco Terminal  
Superior, Wisconsin

| Well ID | Date     | Ground Elevation | TOC Elevation | TOS Elevation | BOS Elevation | Depth to Product (feet BTOC) | Free Product Thickness (feet) | Depth to Water (feet BTOC) | Corrected DTW (feet bgs) | Corrected GW Elevation | Screen Submerged Below Water Table? | Comments/Observations |
|---------|----------|------------------|---------------|---------------|---------------|------------------------------|-------------------------------|----------------------------|--------------------------|------------------------|-------------------------------------|-----------------------|
| MW-01   | 03/23/88 | 635.20           | 637.80        | 612.70        | 603.70        | 20.62                        | <b>4.97</b>                   | 25.59                      | 19.14                    | 616.06                 | Yes                                 |                       |
| MW-01   | 09/08/88 | 635.20           | 637.80        | 612.70        | 603.70        | 20.30                        | <b>4.95</b>                   | 25.25                      | 18.82                    | 616.38                 | Yes                                 |                       |
| MW-01   | 09/20/88 | 635.20           | 637.80        | 612.70        | 603.70        | 20.56                        | <b>4.42</b>                   | 24.98                      | 18.96                    | 616.24                 | Yes                                 |                       |
| MW-01   | 04/27/89 | 635.20           | 637.80        | 612.70        | 603.70        | 20.56                        | <b>2.25</b>                   | 22.81                      | 18.47                    | 616.73                 | Yes                                 |                       |
| MW-01   | 05/18/89 | 635.20           | 637.80        | 612.70        | 603.70        | 20.06                        | <b>5.02</b>                   | 25.08                      | 18.59                    | 616.61                 | Yes                                 |                       |
| MW-01   | 06/30/89 | 635.20           | 637.80        | 612.70        | 603.70        | 19.43                        | <b>4.10</b>                   | 23.53                      | 17.76                    | 617.44                 | Yes                                 |                       |
| MW-01   | 07/12/89 | 635.20           | 637.80        | 612.70        | 603.70        | 19.82                        | <b>4.22</b>                   | 24.04                      | 18.17                    | 617.03                 | Yes                                 |                       |
| MW-01   | 07/26/89 | 635.20           | 637.80        | 612.70        | 603.70        | 19.98                        | <b>6.31</b>                   | 26.29                      | 18.81                    | 616.39                 | Yes                                 |                       |
| MW-01   | 07/27/89 | 635.20           | 637.80        | 612.70        | 603.70        | 20.03                        | <b>6.87</b>                   | 26.90                      | 18.98                    | 616.22                 | Yes                                 |                       |
| MW-01   | 09/03/89 | 635.20           | 637.80        | 612.70        | 603.70        | 20.19                        | <b>3.97</b>                   | 24.16                      | 18.49                    | 616.71                 | Yes                                 |                       |
| MW-01   | 11/16/89 | 635.20           | 637.80        | 612.70        | 603.70        | 20.12                        | <b>9.52</b>                   | 29.64                      | 19.67                    | 615.53                 | Yes                                 |                       |
| MW-01   | 11/29/89 | 635.20           | 637.80        | 612.70        | 603.70        | 20.32                        | <b>9.62</b>                   | 29.94                      | 19.89                    | 615.31                 | Yes                                 |                       |
| MW-01   | 12/01/89 | 635.20           | 637.80        | 612.70        | 603.70        | 20.42                        | <b>10.70</b>                  | 31.12                      | 20.24                    | 614.96                 | Yes                                 |                       |
| MW-01   | 12/02/89 | 635.20           | 637.80        | 612.70        | 603.70        | 20.46                        | <b>8.01</b>                   | 28.47                      | 19.67                    | 615.53                 | Yes                                 |                       |
| MW-01   | 06/01/90 | 635.20           | 637.80        | 612.70        | 603.70        | 12.10                        | <b>8.75</b>                   | 20.85                      | 11.48                    | 623.72                 | Yes                                 |                       |
| MW-01   | 06/19/90 | 635.20           | 637.80        | 612.70        | 603.70        | 20.64                        | <b>3.17</b>                   | 23.81                      | 18.76                    | 616.44                 | Yes                                 |                       |
| MW-01   | 06/27/90 | 635.20           | 637.80        | 612.70        | 603.70        | 20.70                        | <b>3.97</b>                   | 24.67                      | 19.00                    | 616.20                 | Yes                                 |                       |
| MW-01   | 07/05/90 | 635.20           | 637.80        | 612.70        | 603.70        | 20.90                        | <b>0.44</b>                   | 21.34                      | 18.40                    | 616.80                 | Yes                                 |                       |
| MW-01   | 07/13/90 | 635.20           | 637.80        | 612.70        | 603.70        | 20.81                        | <b>3.77</b>                   | 24.58                      | 19.06                    | 616.14                 | Yes                                 |                       |
| MW-01   | 07/17/90 | 635.20           | 637.80        | 612.70        | 603.70        | 20.59                        | <b>4.99</b>                   | 25.58                      | 19.12                    | 616.08                 | Yes                                 |                       |
| MW-01   | 07/25/90 | 635.20           | 637.80        | 612.70        | 603.70        | 20.80                        | <b>4.30</b>                   | 25.10                      | 19.17                    | 616.03                 | Yes                                 |                       |
| MW-01   | 08/09/90 | 635.20           | 637.80        | 612.70        | 603.70        | 20.70                        | <b>4.32</b>                   | 25.02                      | 19.08                    | 616.12                 | Yes                                 |                       |
| MW-01   | 08/27/90 | 635.20           | 637.80        | 612.70        | 603.70        | 20.72                        | <b>3.12</b>                   | 23.84                      | 18.82                    | 616.38                 | Yes                                 |                       |
| MW-01   | 09/06/90 | 635.20           | 637.80        | 612.70        | 603.70        | 20.35                        | <b>3.70</b>                   | 24.05                      | 18.59                    | 616.61                 | Yes                                 |                       |
| MW-01   | 01/04/91 | 635.20           | 637.80        | 612.70        | 603.70        | 20.00                        | <b>5.89</b>                   | 25.89                      | 18.73                    | 616.47                 | Yes                                 |                       |
| MW-01   | 01/30/91 | 635.20           | 637.80        | 612.70        | 603.70        | 20.25                        | <b>8.48</b>                   | 28.73                      | 19.57                    | 615.63                 | Yes                                 |                       |
| MW-01   | 04/24/91 | 635.20           | 637.80        | 612.70        | 603.70        | 20.36                        | <b>3.32</b>                   | 23.68                      | 18.51                    | 616.69                 | Yes                                 |                       |
| MW-01   | 06/06/91 | 635.20           | 637.80        | 612.70        | 603.70        | 18.93                        | <b>3.14</b>                   | 22.07                      | 17.04                    | 618.16                 | Yes                                 |                       |
| MW-01   | 07/09/91 | 635.20           | 637.80        | 612.70        | 603.70        | 17.55                        | <b>2.70</b>                   | 20.25                      | 15.56                    | 619.64                 | Yes                                 |                       |
| MW-01   | 08/06/91 | 635.20           | 637.80        | 612.70        | 603.70        | 16.90                        | <b>2.98</b>                   | 19.88                      | 14.97                    | 620.23                 | Yes                                 |                       |
| MW-01   | 09/04/91 | 635.20           | 637.80        | 612.70        | 603.70        | 17.10                        | <b>2.96</b>                   | 20.06                      | 15.17                    | 620.03                 | Yes                                 |                       |
| MW-01   | 10/08/91 | 635.20           | 637.80        | 612.70        | 603.70        | 16.17                        | <b>3.75</b>                   | 19.92                      | 14.42                    | 620.78                 | Yes                                 |                       |
| MW-01   | 11/08/91 | 635.20           | 637.80        | 612.70        | 603.70        | 17.03                        | <b>2.95</b>                   | 19.98                      | 15.10                    | 620.10                 | Yes                                 |                       |
| MW-01   | 12/03/91 | 635.20           | 637.80        | 612.70        | 603.70        | 14.98                        | <b>3.95</b>                   | 18.93                      | 13.27                    | 621.93                 | Yes                                 |                       |
| MW-01   | 01/07/92 | 635.20           | 637.80        | 612.70        | 603.70        | 17.44                        | <b>2.62</b>                   | 20.06                      | 15.43                    | 619.77                 | Yes                                 |                       |
| MW-01   | 02/04/92 | 635.20           | 637.80        | 612.70        | 603.70        | 18.30                        | <b>2.50</b>                   | 20.80                      | 16.26                    | 618.94                 | Yes                                 |                       |
| MW-01   | 03/03/92 | 635.20           | 637.80        | 612.70        | 603.70        | 18.72                        | <b>2.66</b>                   | 21.38                      | 16.72                    | 618.48                 | Yes                                 |                       |
| MW-01   | 09/24/92 | 635.20           | 637.80        | 612.70        | 603.70        | 16.05                        | <b>2.23</b>                   | 18.28                      | 13.95                    | 621.25                 | Yes                                 |                       |

**Table 3**  
**Groundwater and LNAPL Gauging Data - Terminal**  
Former Amoco Terminal  
Superior, Wisconsin

| Well ID | Date     | Ground Elevation | TOC Elevation | TOS Elevation | BOS Elevation | Depth to Product (feet BTOC) | Free Product Thickness (feet) | Depth to Water (feet BTOC) | Corrected DTW (feet bgs) | Corrected GW Elevation | Screen Submerged Below Water Table? | Comments/Observations         |
|---------|----------|------------------|---------------|---------------|---------------|------------------------------|-------------------------------|----------------------------|--------------------------|------------------------|-------------------------------------|-------------------------------|
| MW-01   | 10/14/92 | 635.20           | 637.80        | 612.70        | 603.70        | 17.14                        | <b>2.34</b>                   | 19.48                      | 15.07                    | 620.13                 | Yes                                 |                               |
| MW-01   | 06/25/93 | 635.20           | 637.80        | 612.70        | 603.70        | 13.91                        | <b>2.20</b>                   | 16.11                      | 11.81                    | 623.39                 | Yes                                 |                               |
| MW-01   | 10/28/93 | 635.20           | 637.80        | 612.70        | 603.70        | 18.25                        | <b>1.57</b>                   | 19.82                      | 16.00                    | 619.20                 | Yes                                 |                               |
| MW-01   | 01/29/94 | 635.20           | 637.80        | 612.70        | 603.70        | 19.08                        | <b>1.60</b>                   | 20.68                      | 16.84                    | 618.36                 | Yes                                 |                               |
| MW-01   | 04/27/94 | 635.20           | 637.80        | 612.70        | 603.70        | 18.49                        | <b>1.76</b>                   | 20.25                      | 16.29                    | 618.91                 | Yes                                 |                               |
| MW-01   | 07/21/94 | 635.20           | 637.80        | 612.70        | 603.70        | 16.81                        | <b>2.48</b>                   | 19.29                      | 14.77                    | 620.43                 | Yes                                 |                               |
| MW-01   | 10/25/94 | 635.20           | 637.80        | 612.70        | 603.70        | 16.90                        | <b>2.66</b>                   | 19.56                      | 14.90                    | 620.30                 | Yes                                 |                               |
| MW-01   | 11/02/94 | 635.20           | 637.80        | 612.70        | 603.70        | 17.34                        | <b>0.00</b>                   | 17.34                      | 14.74                    | 620.46                 | Yes                                 |                               |
| MW-01   | 02/01/95 | 635.20           | 637.80        | 612.70        | 603.70        | 19.70                        | <b>0.82</b>                   | 20.52                      | 17.29                    | 617.91                 | Yes                                 |                               |
| MW-01   | 04/04/95 | 635.20           | 637.80        | 612.70        | 603.70        | 19.80                        | <b>3.21</b>                   | 23.01                      | 17.93                    | 617.27                 | Yes                                 |                               |
| MW-01   | 07/12/95 | 635.20           | 637.80        | 612.70        | 603.70        | 17.94                        | <b>3.53</b>                   | 21.47                      | 16.14                    | 619.06                 | Yes                                 |                               |
| MW-01   | 03/13/96 | 635.20           | 637.80        | 612.70        | 603.70        | 19.55                        | <b>2.55</b>                   | 22.10                      | 17.53                    | 617.67                 | Yes                                 |                               |
| MW-01   | 10/08/96 | 635.20           | 637.80        | 612.70        | 603.70        | 15.91                        | <b>2.48</b>                   | 18.39                      | 13.87                    | 621.33                 | Yes                                 |                               |
| MW-01   | 04/29/97 | 635.20           | 637.80        | 612.70        | 603.70        | 14.47                        | <b>0.98</b>                   | 15.45                      | 12.09                    | 623.11                 | Yes                                 |                               |
| MW-01   | 06/10/97 | 635.20           | 637.80        | 612.70        | 603.70        | 16.68                        | <b>0.26</b>                   | 16.94                      | 14.14                    | 621.06                 | Yes                                 | FP bailed 5/22/97             |
| MW-01   | 11/03/98 | 635.20           | 637.80        | 612.70        | 603.70        | 17.73                        | <b>2.55</b>                   | 20.28                      | 15.71                    | 619.49                 | Yes                                 |                               |
| MW-01   | 03/02/99 | 635.20           | 637.80        | 612.70        | 603.70        | 19.65                        | <b>0.91</b>                   | 20.56                      | 17.26                    | 617.94                 | Yes                                 |                               |
| MW-01   | 10/07/99 | 635.20           | 637.80        | 612.70        | 603.70        | 15.88                        | <b>0.07</b>                   | 15.95                      | 13.30                    | 621.90                 | Yes                                 |                               |
| MW-01   | 11/09/99 | 635.20           | 637.80        | 612.70        | 603.70        | 18.58                        | <b>0.03</b>                   | 18.61                      | 15.99                    | 619.21                 | Yes                                 | bailed <0.1 gal. FP           |
| MW-01   | 12/21/99 | 635.20           | 637.80        | 612.70        | 603.70        | 17.50                        | <b>0.03</b>                   | 17.53                      | 14.91                    | 620.29                 | Yes                                 |                               |
| MW-01   | 01/27/00 | 635.20           | 637.80        | 612.70        | 603.70        | 18.77                        | <b>0.02</b>                   | 18.79                      | 16.17                    | 619.03                 | Yes                                 |                               |
| MW-01   | 02/24/00 | 635.20           | 637.80        | 612.70        | 603.70        | 19.30                        | <b>0.45</b>                   | 19.75                      | 16.80                    | 618.40                 | Yes                                 | bailed 0.1 gal. FP            |
| MW-01   | 03/31/00 | 635.20           | 637.80        | 612.70        | 603.70        | 18.98                        | <b>0.04</b>                   | 19.02                      | 16.39                    | 618.81                 | Yes                                 |                               |
| MW-01   | 04/20/00 | 635.20           | 637.80        | 612.70        | 603.70        | 17.74                        | <b>0.36</b>                   | 18.10                      | 15.22                    | 619.98                 | Yes                                 | bailed 0.2 gal. FP            |
| MW-01   | 04/26/00 | 635.20           | 637.80        | 612.70        | 603.70        | 18.40                        | <b>0.01</b>                   | 18.41                      | 15.80                    | 619.40                 | Yes                                 |                               |
| MW-01   | 05/31/00 | 635.20           | 637.80        | 612.70        | 603.70        | 18.58                        | <b>0.03</b>                   | 18.61                      | 15.99                    | 619.21                 | Yes                                 |                               |
| MW-01   | 06/29/00 | 635.20           | 637.80        | 612.70        | 603.70        | 17.95                        | <b>0.01</b>                   | 17.96                      | 15.35                    | 619.85                 | Yes                                 |                               |
| MW-01   | 07/26/00 | 635.20           | 637.80        | 612.70        | 603.70        | 18.50                        | <b>0.02</b>                   | 18.52                      | 15.90                    | 619.30                 | Yes                                 |                               |
| MW-01   | 08/18/00 | 635.20           | 637.80        | 612.70        | 603.70        | 18.98                        | <b>0.01</b>                   | 18.99                      | 16.38                    | 618.82                 | Yes                                 |                               |
| MW-01   | 09/27/00 | 635.20           | 637.80        | 612.70        | 603.70        | 19.29                        | <b>0.01</b>                   | 19.30                      | 16.69                    | 618.51                 | Yes                                 |                               |
| MW-01   | 10/11/00 | 635.20           | 637.80        | 612.70        | 603.70        | 19.26                        | <b>0.02</b>                   | 19.28                      | 16.66                    | 618.54                 | Yes                                 |                               |
| MW-01   | 11/17/00 | 635.20           | 637.80        | 612.70        | 603.70        | 18.59                        | <b>0.01</b>                   | 18.60                      | 15.99                    | 619.21                 | Yes                                 |                               |
| MW-01   | 12/12/00 | 635.20           | 637.80        | 612.70        | 603.70        | 18.91                        | <b>0.03</b>                   | 18.94                      | 16.32                    | 618.88                 | Yes                                 | bailed 0.2 gal. FP            |
| MW-01   | 01/18/01 | 635.20           | 637.80        | 612.70        | 603.70        | 19.26                        | <b>0.02</b>                   | 19.28                      | 16.66                    | 618.54                 | Yes                                 | bailed 0.1 gal. FP            |
| MW-01   | 04/24/01 | 635.20           | 637.80        | 612.70        | 603.70        | 19.03                        | <b>0.64</b>                   | 19.67                      | 16.57                    | 618.63                 | Yes                                 | product abated using vactruck |
| MW-01   | 05/23/01 | 635.20           | 637.80        | 612.70        | 603.70        | 17.65                        | <b>1.55</b>                   | 19.20                      | 15.40                    | 619.80                 | Yes                                 | no product bailed             |
| MW-01   | 06/19/01 | 635.20           | 637.80        | 612.70        | 603.70        | 17.49                        | <b>1.56</b>                   | 19.05                      | 15.24                    | 619.96                 | Yes                                 |                               |
| MW-01   | 07/26/01 | 635.20           | 637.80        | 612.70        | 603.70        | 18.81                        | <b>1.03</b>                   | 19.84                      | 16.44                    | 618.76                 | Yes                                 |                               |



**Table 3**  
**Groundwater and LNAPL Gauging Data - Terminal**  
Former Amoco Terminal  
Superior, Wisconsin

| Well ID | Date     | Ground Elevation | TOC Elevation | TOS Elevation | BOS Elevation | Depth to Product (feet BTOC) | Free Product Thickness (feet) | Depth to Water (feet BTOC) | Corrected DTW (feet bgs) | Corrected GW Elevation | Screen Submerged Below Water Table? | Comments/Observations |
|---------|----------|------------------|---------------|---------------|---------------|------------------------------|-------------------------------|----------------------------|--------------------------|------------------------|-------------------------------------|-----------------------|
| MW-01   | 08/31/01 | 635.20           | 637.80        | 612.70        | 603.70        | 18.85                        | 1.12                          | 19.97                      | 16.50                    | 618.70                 | Yes                                 |                       |
| MW-01   | 09/26/01 | 635.20           | 637.80        | 612.70        | 603.70        | 18.88                        | 1.39                          | 20.27                      | 16.59                    | 618.61                 | Yes                                 |                       |
| MW-01   | 10/24/01 | 635.20           | 637.80        | 612.70        | 603.70        | 18.72                        | 1.52                          | 20.24                      | 16.46                    | 618.74                 | Yes                                 |                       |
| MW-01   | 12/20/01 | 635.20           | 637.80        | 612.70        | 603.70        | 18.76                        | 1.19                          | 19.95                      | 16.43                    | 618.77                 | Yes                                 |                       |
| MW-01   | 01/22/02 | 635.20           | 637.80        | 612.70        | 603.70        | 19.37                        | 1.39                          | 20.76                      | 17.08                    | 618.12                 | Yes                                 |                       |
| MW-01   | 02/26/02 | 635.20           | 637.80        | 612.70        | 603.70        | 20.07                        | 0.96                          | 21.03                      | 17.69                    | 617.51                 | Yes                                 |                       |
| MW-01   | 03/20/02 | 635.20           | 637.80        | 612.70        | 603.70        | 20.23                        | 0.89                          | 21.12                      | 17.83                    | 617.37                 | Yes                                 |                       |
| MW-01   | 04/24/02 | 635.20           | 637.80        | 612.70        | 603.70        | 18.63                        | 1.88                          | 20.51                      | 16.45                    | 618.75                 | Yes                                 |                       |
| MW-01   | 05/15/02 | 635.20           | 637.80        | 612.70        | 603.70        | 17.95                        | 2.11                          | 20.06                      | 15.83                    | 619.37                 | Yes                                 |                       |
| MW-01   | 06/27/02 | 635.20           | 637.80        | 612.70        | 603.70        | 18.43                        | 1.53                          | 19.96                      | 16.18                    | 619.02                 | Yes                                 |                       |
| MW-01   | 07/25/02 | 635.20           | 637.80        | 612.70        | 603.70        | 18.40                        | 1.65                          | 20.05                      | 16.17                    | 619.03                 | Yes                                 |                       |
| MW-01   | 08/20/02 | 635.20           | 637.80        | 612.70        | 603.70        | 18.10                        | 1.34                          | 19.44                      | 15.80                    | 619.40                 | Yes                                 |                       |
| MW-01   | 09/30/02 | 635.20           | 637.80        | 612.70        | 603.70        | 17.12                        | 1.33                          | 18.45                      | 14.82                    | 620.38                 | Yes                                 |                       |
| MW-01   | 11/05/02 | 635.20           | 637.80        | 612.70        | 603.70        | 16.73                        | 1.34                          | 18.07                      | 14.43                    | 620.77                 | Yes                                 |                       |
| MW-01   | 12/23/02 | 635.20           | 637.80        | 612.70        | 603.70        | 19.04                        | 1.09                          | 20.13                      | 16.69                    | 618.51                 | Yes                                 |                       |
| MW-01   | 01/28/03 | 635.20           | 637.80        | 612.70        | 603.70        | 19.79                        | 0.96                          | 20.75                      | 17.41                    | 617.79                 | Yes                                 |                       |
| MW-01   | 02/19/03 | 635.20           | 637.80        | 612.70        | 603.70        | 20.11                        | 0.76                          | 20.87                      | 17.68                    | 617.52                 | Yes                                 |                       |
| MW-01   | 04/17/03 | 635.20           | 637.80        | 612.70        | 603.70        | 20.81                        | 0.62                          | 21.43                      | 18.35                    | 616.85                 | Yes                                 |                       |
| MW-01   | 05/15/03 | 635.20           | 637.80        | 612.70        | 603.70        | 20.76                        | 0.51                          | 21.27                      | 18.28                    | 616.92                 | Yes                                 |                       |
| MW-01   | 06/10/03 | 635.20           | 637.80        | 612.70        | 603.70        | 19.98                        | 0.78                          | 20.76                      | 17.56                    | 617.64                 | Yes                                 |                       |
| MW-01   | 10/23/03 | 635.20           | 637.80        | 612.70        | 603.70        | 19.65                        | 2.02                          | 21.67                      | 17.51                    | 617.69                 | Yes                                 |                       |
| MW-01   | 12/03/03 | 635.20           | 637.80        | 612.70        | 603.70        | 19.69                        | 1.94                          | 21.63                      | 17.53                    | 617.67                 | Yes                                 |                       |
| MW-01   | 04/19/04 | 635.81           | 637.60        | 612.70        | 603.70        | 20.45                        | 0.98                          | 21.43                      | 18.88                    | 616.93                 | Yes                                 |                       |
| MW-01   | 07/28/04 | 635.81           | 637.60        | 612.70        | 603.70        | 18.82                        | 1.03                          | 19.85                      | 17.26                    | 618.55                 | Yes                                 |                       |
| MW-01   | 11/15/04 | 635.81           | 637.60        | 612.70        | 603.70        | 17.60                        | 0.98                          | 18.58                      | 16.03                    | 619.78                 | Yes                                 |                       |
| MW-01   | 04/18/05 | 635.81           | 637.60        | 612.70        | 603.70        | 18.70                        | 0.01                          | 18.71                      | 16.91                    | 618.90                 | Yes                                 |                       |
| MW-01   | 10/11/05 | 635.81           | 637.60        | 612.70        | 603.70        | NP                           | 0.00                          | 17.30                      | 15.51                    | 620.30                 | Yes                                 |                       |
| MW-01   | 05/23/06 | 635.81           | 637.60        | 612.70        | 603.70        | 16.92                        | 0.30                          | 17.22                      | 15.20                    | 620.61                 | Yes                                 |                       |
| MW-01   | 10/16/06 | 635.81           | 637.60        | 612.70        | 603.70        | 16.92                        | 2.30                          | 19.22                      | 15.65                    | 620.16                 | Yes                                 |                       |
| MW-01   | 04/23/07 | 635.81           | 637.60        | 612.70        | 603.70        | 19.99                        | 0.38                          | 20.37                      | 18.29                    | 617.52                 | Yes                                 |                       |
| MW-01   | 09/25/07 | 635.81           | 637.60        | 612.70        | 603.70        | 19.64                        | 0.31                          | 19.95                      | 17.92                    | 617.89                 | Yes                                 |                       |
| MW-01   | 05/01/08 | 635.81           | 637.60        | 612.70        | 603.70        | 18.33                        | 0.12                          | 18.45                      | 16.57                    | 619.24                 | Yes                                 |                       |
| MW-01   | 10/20/08 | 635.81           | 637.60        | 612.70        | 603.70        | 16.50                        | 0.12                          | 16.62                      | 14.74                    | 621.07                 | Yes                                 |                       |
| MW-01   | 04/18/09 | 635.81           | 637.60        | 612.70        | 603.70        | 17.75                        | 0.36                          | 18.11                      | 16.04                    | 619.77                 | Yes                                 |                       |
| MW-01   | 10/11/09 | 635.81           | 637.60        | 612.70        | 603.70        | 18.10                        | 0.44                          | 18.54                      | 16.41                    | 619.40                 | Yes                                 |                       |
| MW-01   | 04/28/10 | 635.81           | 637.60        | 612.70        | 603.70        | 18.68                        | 0.26                          | 18.94                      | 16.95                    | 618.86                 | Yes                                 |                       |
| MW-01   | 04/25/11 | 635.81           | 637.60        | 612.70        | 603.70        | 17.08                        | 0.41                          | 17.49                      | 15.38                    | 620.43                 | Yes                                 |                       |
| MW-01   | 10/10/11 | 635.81           | 637.60        | 612.70        | 603.70        | 17.85                        | 0.32                          | 18.17                      | 16.13                    | 619.68                 | Yes                                 |                       |

**Table 3**  
**Groundwater and LNAPL Gauging Data - Terminal**  
Former Amoco Terminal  
Superior, Wisconsin

| Well ID | Date     | Ground Elevation | TOC Elevation | TOS Elevation | BOS Elevation | Depth to Product (feet BTOC) | Free Product Thickness (feet) | Depth to Water (feet BTOC) | Corrected DTW (feet bgs) | Corrected GW Elevation | Screen Submerged Below Water Table? | Comments/Observations |
|---------|----------|------------------|---------------|---------------|---------------|------------------------------|-------------------------------|----------------------------|--------------------------|------------------------|-------------------------------------|-----------------------|
| MW-01   | 01/04/12 | 635.81           | 637.60        | 612.70        | 603.70        | 19.38                        | 0.32                          | 19.70                      | 17.66                    | 618.15                 | Yes                                 |                       |
| MW-01   | 04/16/12 | 635.81           | 637.60        | 612.70        | 603.70        | NP                           | 0.00                          | 19.84                      | 18.05                    | 617.76                 | Yes                                 |                       |
| MW-01   | 06/26/12 | 635.81           | 637.60        | 612.70        | 603.70        | NP                           | 0.00                          | 15.13                      | 13.34                    | 622.47                 | Yes                                 |                       |
| MW-01   | 12/17/12 | 635.81           | 637.60        | 612.70        | 603.70        | 19.71                        | 0.39                          | 20.10                      | 18.01                    | 617.80                 | Yes                                 |                       |
| MW-01   | 03/25/13 | 635.81           | 637.60        | 612.70        | 603.70        | NM                           | NM                            | NM                         | NM                       | NM                     | NM                                  | Too much snow on well |
| MW-01   | 05/05/13 | 635.81           | 637.60        | 612.70        | 603.70        | NP                           | 0.00                          | 19.29                      | 17.50                    | 618.31                 | Yes                                 |                       |
| MW-01   | 10/03/13 | 635.81           | 637.60        | 612.70        | 603.70        | NP                           | 0.00                          | 18.51                      | 16.72                    | 619.09                 | Yes                                 |                       |
| MW-02   | 03/23/88 | 635.20           | 637.39        | 619.80        | 610.70        | 20.37                        | 2.76                          | 23.13                      | 18.80                    | 616.40                 | No                                  |                       |
| MW-02   | 09/08/88 | 635.20           | 637.39        | 619.80        | 610.70        | 20.57                        | 2.53                          | 23.10                      | 18.95                    | 616.25                 | No                                  |                       |
| MW-02   | 09/20/88 | 635.20           | 637.39        | 619.80        | 610.70        | 20.70                        | 2.55                          | 23.25                      | 19.09                    | 616.11                 | No                                  |                       |
| MW-02   | 04/27/89 | 635.20           | 637.39        | 619.80        | 610.70        | 20.76                        | 2.33                          | 23.09                      | 19.10                    | 616.10                 | No                                  |                       |
| MW-02   | 05/18/89 | 635.20           | 637.39        | 619.80        | 610.70        | 20.28                        | 2.20                          | 22.48                      | 18.59                    | 616.61                 | No                                  |                       |
| MW-02   | 06/30/89 | 635.20           | 637.39        | 619.80        | 610.70        | 20.16                        | 2.52                          | 22.68                      | 18.54                    | 616.66                 | No                                  |                       |
| MW-02   | 07/12/89 | 635.20           | 637.39        | 619.80        | 610.70        | 21.05                        | 2.00                          | 23.05                      | 19.31                    | 615.89                 | No                                  |                       |
| MW-02   | 07/26/89 | 635.20           | 637.39        | 619.80        | 610.70        | 20.01                        | 2.72                          | 22.73                      | 18.43                    | 616.77                 | No                                  |                       |
| MW-02   | 07/27/89 | 635.20           | 637.39        | 619.80        | 610.70        | 20.06                        | 2.72                          | 22.78                      | 18.48                    | 616.72                 | No                                  |                       |
| MW-02   | 09/03/89 | 635.20           | 637.39        | 619.80        | 610.70        | 20.37                        | 2.20                          | 22.57                      | 18.68                    | 616.52                 | No                                  |                       |
| MW-02   | 11/16/89 | 635.20           | 637.39        | 619.80        | 610.70        | 20.13                        | 2.57                          | 22.70                      | 18.52                    | 616.68                 | No                                  |                       |
| MW-02   | 11/29/89 | 635.20           | 637.39        | 619.80        | 610.70        | 20.23                        | 2.02                          | 22.25                      | 18.50                    | 616.70                 | No                                  |                       |
| MW-02   | 12/01/89 | 635.20           | 637.39        | 619.80        | 610.70        | 20.45                        | 2.40                          | 22.85                      | 18.80                    | 616.40                 | No                                  |                       |
| MW-02   | 12/02/89 | 635.20           | 637.39        | 619.80        | 610.70        | 20.50                        | 2.56                          | 23.06                      | 18.89                    | 616.31                 | No                                  |                       |
| MW-02   | 05/04/90 | 635.20           | 637.39        | 619.80        | 610.70        | 20.95                        | 2.03                          | 22.98                      | 19.22                    | 615.98                 | No                                  |                       |
| MW-02   | 06/01/90 | 635.20           | 637.39        | 619.80        | 610.70        | 20.45                        | 2.85                          | 23.30                      | 18.90                    | 616.30                 | No                                  |                       |
| MW-02   | 06/19/90 | 635.20           | 637.39        | 619.80        | 610.70        | 20.47                        | 2.45                          | 22.92                      | 18.83                    | 616.37                 | No                                  |                       |
| MW-02   | 06/27/90 | 635.20           | 637.39        | 619.80        | 610.70        | 20.64                        | 2.73                          | 23.37                      | 19.07                    | 616.13                 | No                                  |                       |
| MW-02   | 07/05/90 | 635.20           | 637.39        | 619.80        | 610.70        | 21.09                        | 2.38                          | 23.47                      | 19.44                    | 615.76                 | No                                  |                       |
| MW-02   | 07/13/90 | 635.20           | 637.39        | 619.80        | 610.70        | 20.85                        | 2.45                          | 23.30                      | 19.21                    | 615.99                 | No                                  |                       |
| MW-02   | 07/17/90 | 635.20           | 637.39        | 619.80        | 610.70        | 20.58                        | 2.64                          | 23.22                      | 18.99                    | 616.21                 | No                                  |                       |
| MW-02   | 07/25/90 | 635.20           | 637.39        | 619.80        | 610.70        | 20.84                        | 2.58                          | 23.42                      | 19.23                    | 615.97                 | No                                  |                       |
| MW-02   | 08/09/90 | 635.20           | 637.39        | 619.80        | 610.70        | 20.54                        | 2.82                          | 23.36                      | 18.99                    | 616.21                 | No                                  |                       |
| MW-02   | 08/27/90 | 635.20           | 637.39        | 619.80        | 610.70        | 20.81                        | 2.50                          | 23.31                      | 19.18                    | 616.02                 | No                                  |                       |
| MW-02   | 09/06/90 | 635.20           | 637.39        | 619.80        | 610.70        | 20.19                        | 3.36                          | 23.55                      | 18.76                    | 616.44                 | No                                  |                       |
| MW-02   | 01/04/91 | 635.20           | 637.39        | 619.80        | 610.70        | 19.66                        | 3.62                          | 23.28                      | 18.29                    | 616.91                 | No                                  |                       |
| MW-02   | 01/30/91 | 635.20           | 637.39        | 619.80        | 610.70        | 19.88                        | 3.44                          | 23.32                      | 18.47                    | 616.73                 | No                                  |                       |
| MW-02   | 04/24/91 | 635.20           | 637.39        | 619.80        | 610.70        | 20.30                        | 2.99                          | 23.29                      | 18.79                    | 616.41                 | No                                  |                       |
| MW-02   | 06/06/91 | 635.20           | 637.39        | 619.80        | 610.70        | 18.92                        | 4.20                          | 23.12                      | 17.68                    | 617.52                 | No                                  |                       |
| MW-02   | 07/09/91 | 635.20           | 637.39        | 619.80        | 610.70        | 17.63                        | 5.41                          | 23.04                      | 16.66                    | 618.54                 | No                                  |                       |

**Table 3**  
**Groundwater and LNAPL Gauging Data - Terminal**  
Former Amoco Terminal  
Superior, Wisconsin

| Well ID | Date     | Ground Elevation | TOC Elevation | TOS Elevation | BOS Elevation | Depth to Product (feet BTOC) | Free Product Thickness (feet) | Depth to Water (feet BTOC) | Corrected DTW (feet bgs) | Corrected GW Elevation | Screen Submerged Below Water Table? | Comments/Observations     |
|---------|----------|------------------|---------------|---------------|---------------|------------------------------|-------------------------------|----------------------------|--------------------------|------------------------|-------------------------------------|---------------------------|
| MW-02   | 08/06/91 | 635.20           | 637.39        | 619.80        | 610.70        | 16.70                        | <b>6.32</b>                   | 23.02                      | 15.94                    | 619.26                 | No                                  |                           |
| MW-02   | 09/04/91 | 635.20           | 637.39        | 619.80        | 610.70        | 16.63                        | <b>6.35</b>                   | 22.98                      | 15.87                    | 619.33                 | No                                  |                           |
| MW-02   | 10/08/91 | 635.20           | 637.39        | 619.80        | 610.70        | 15.51                        | <b>7.45</b>                   | 22.96                      | 15.00                    | 620.20                 | Yes                                 |                           |
| MW-02   | 11/08/91 | 635.20           | 637.39        | 619.80        | 610.70        | 16.41                        | <b>6.60</b>                   | 23.01                      | 15.71                    | 619.49                 | No                                  |                           |
| MW-02   | 12/03/91 | 635.20           | 637.39        | 619.80        | 610.70        | 14.10                        | <b>8.87</b>                   | 22.97                      | 13.91                    | 621.29                 | Yes                                 |                           |
| MW-02   | 01/07/92 | 635.20           | 637.39        | 619.80        | 610.70        | 16.04                        | <b>6.99</b>                   | 23.03                      | 15.43                    | 619.77                 | No                                  |                           |
| MW-02   | 02/04/92 | 635.20           | 637.39        | 619.80        | 610.70        | 17.10                        | <b>5.95</b>                   | 23.05                      | 16.25                    | 618.95                 | No                                  |                           |
| MW-02   | 03/03/92 | 635.20           | 637.39        | 619.80        | 610.70        | 17.70                        | <b>5.38</b>                   | 23.08                      | 16.73                    | 618.47                 | No                                  |                           |
| MW-02   | 09/24/92 | 635.20           | 637.39        | 619.80        | 610.70        | 16.03                        | <b>7.96</b>                   | 23.99                      | 15.64                    | 619.56                 | No                                  |                           |
| MW-02   | 10/14/92 | 635.20           | 637.39        | 619.80        | 610.70        | 16.08                        | <b>6.96</b>                   | 23.04                      | 15.46                    | 619.74                 | No                                  |                           |
| MW-02   | 06/25/93 | 635.20           | 637.39        | 619.80        | 610.70        | 12.97                        | <b>9.92</b>                   | 22.89                      | 13.02                    | 622.18                 | Yes                                 |                           |
| MW-02   | 10/28/93 | 635.20           | 637.39        | 619.80        | 610.70        | 17.38                        | <b>6.20</b>                   | 23.58                      | 16.59                    | 618.61                 | No                                  |                           |
| MW-02   | 01/29/94 | 635.20           | 637.39        | 619.80        | 610.70        | 17.90                        | <b>5.18</b>                   | 23.08                      | 16.88                    | 618.32                 | No                                  |                           |
| MW-02   | 04/27/94 | 635.20           | 637.39        | 619.80        | 610.70        | 17.74                        | <b>5.31</b>                   | 23.05                      | 16.75                    | 618.45                 | No                                  |                           |
| MW-02   | 07/21/94 | 635.20           | 637.39        | 619.80        | 610.70        | 16.36                        | <b>7.22</b>                   | 23.58                      | 15.80                    | 619.40                 | No                                  |                           |
| MW-02   | 10/25/94 | 635.20           | 637.39        | 619.80        | 610.70        | 16.50                        | <b>6.53</b>                   | 23.03                      | 15.78                    | 619.42                 | No                                  |                           |
| MW-02   | 11/02/94 | 635.20           | 637.39        | 619.80        | 610.70        | 18.70                        | <b>1.80</b>                   | 20.50                      | 16.92                    | 618.28                 | No                                  |                           |
| MW-02   | 02/01/95 | 635.20           | 637.39        | 619.80        | 610.70        | 19.02                        | <b>4.67</b>                   | 23.69                      | 17.88                    | 617.32                 | No                                  |                           |
| MW-02   | 04/04/95 | 635.20           | 637.39        | 619.80        | 610.70        | 19.39                        | <b>3.56</b>                   | 22.95                      | 18.00                    | 617.20                 | No                                  |                           |
| MW-02   | 07/12/95 | 635.20           | 637.39        | 619.80        | 610.70        | 17.75                        | <b>5.15</b>                   | 22.90                      | 16.72                    | 618.48                 | No                                  |                           |
| MW-02   | 11/13/95 | 635.20           | 637.39        | 619.80        | 610.70        | 16.95                        | <b>5.90</b>                   | 22.85                      | 16.09                    | 619.11                 | No                                  |                           |
| MW-02   | 03/13/96 | 635.20           | 637.39        | 619.80        | 610.70        | 18.75                        | <b>4.20</b>                   | 22.95                      | 17.51                    | 617.69                 | No                                  |                           |
| MW-02   | 10/08/96 | 635.20           | 637.39        | 619.80        | 610.70        | 14.85                        | <b>7.96</b>                   | 22.81                      | 14.46                    | 620.74                 | Yes                                 |                           |
| MW-02   | 04/29/97 | 635.20           | 637.39        | 619.80        | 610.70        | 13.55                        | <b>9.05</b>                   | 22.60                      | 13.40                    | 621.80                 | Yes                                 |                           |
| MW-02   | 06/10/97 | 635.20           | 637.39        | 619.80        | 610.70        | 15.45                        | <b>7.25</b>                   | 22.70                      | 14.90                    | 620.30                 | Yes                                 | FP bailed 5/22/97         |
| MW-02   | 03/02/99 | 635.20           | 637.39        | 619.80        | 610.70        | 20.15                        | <b>3.39</b>                   | 23.54                      | 18.73                    | 616.47                 | No                                  |                           |
| MW-02   | 11/09/99 | 635.20           | 637.39        | 619.80        | 610.70        | NP                           | <b>0.00</b>                   | 16.73                      | 14.54                    | 620.66                 | Yes                                 | ferret pump installed     |
| MW-02   | 12/21/99 | 635.20           | 637.39        | 619.80        | 610.70        | 19.00                        | <b>0.15</b>                   | 19.15                      | 16.84                    | 618.36                 | No                                  | pump line frozen          |
| MW-02   | 01/27/00 | 635.20           | 637.39        | 619.80        | 610.70        | 19.97                        | <b>0.63</b>                   | 20.60                      | 17.92                    | 617.28                 | No                                  | ferret pump re-installed  |
| MW-02   | 02/24/00 | 635.20           | 637.39        | 619.80        | 610.70        | 19.65                        | <b>0.02</b>                   | 19.67                      | 17.46                    | 617.74                 | No                                  |                           |
| MW-02   | 03/31/00 | 635.20           | 637.39        | 619.80        | 610.70        | NP                           | <b>0.00</b>                   | 19.61                      | 17.42                    | 617.78                 | No                                  | Moved ferret pump to RW-6 |
| MW-02   | 04/20/00 | 635.20           | 637.39        | 619.80        | 610.70        | 19.69                        | <b>0.58</b>                   | 20.27                      | 17.63                    | 617.57                 | No                                  |                           |
| MW-02   | 04/26/00 | 635.20           | 637.39        | 619.80        | 610.70        | 19.90                        | <b>0.54</b>                   | 20.44                      | 17.83                    | 617.37                 | No                                  | bailed 0.25 gal. FP       |
| MW-02   | 05/31/00 | 635.20           | 637.39        | 619.80        | 610.70        | 19.18                        | <b>0.80</b>                   | 19.98                      | 17.17                    | 618.03                 | No                                  | bailed 0.25 gal. FP       |
| MW-02   | 06/29/00 | 635.20           | 637.39        | 619.80        | 610.70        | 18.88                        | <b>0.55</b>                   | 19.43                      | 16.81                    | 618.39                 | No                                  | bailed 0.25 gal. FP       |
| MW-02   | 07/26/00 | 635.20           | 637.39        | 619.80        | 610.70        | 19.01                        | <b>0.83</b>                   | 19.84                      | 17.01                    | 618.19                 | No                                  | bailed <0.1 gal. FP       |
| MW-02   | 08/18/00 | 635.20           | 637.39        | 619.80        | 610.70        | 19.48                        | <b>0.87</b>                   | 20.35                      | 17.49                    | 617.71                 | No                                  | bailed 0.25 gal. FP       |
| MW-02   | 09/27/00 | 635.20           | 637.39        | 619.80        | 610.70        | 19.89                        | <b>0.84</b>                   | 20.73                      | 17.89                    | 617.31                 | No                                  | bailed <0.1 gal. FP       |

**Table 3**  
**Groundwater and LNAPL Gauging Data - Terminal**  
Former Amoco Terminal  
Superior, Wisconsin

| Well ID | Date     | Ground Elevation | TOC Elevation | TOS Elevation | BOS Elevation | Depth to Product (feet BTOC) | Free Product Thickness (feet) | Depth to Water (feet BTOC) | Corrected DTW (feet bgs) | Corrected GW Elevation | Screen Submerged Below Water Table? | Comments/Observations         |
|---------|----------|------------------|---------------|---------------|---------------|------------------------------|-------------------------------|----------------------------|--------------------------|------------------------|-------------------------------------|-------------------------------|
| MW-02   | 10/11/00 | 635.20           | 637.39        | 619.80        | 610.70        | 19.79                        | <b>0.85</b>                   | 20.64                      | 17.79                    | 617.41                 | No                                  | bailed 0.25 gal. FP           |
| MW-02   | 11/17/00 | 635.20           | 637.39        | 619.80        | 610.70        | 19.67                        | <b>1.12</b>                   | 20.79                      | 17.73                    | 617.47                 | No                                  | bailed 1 gal. FP              |
| MW-02   | 12/12/00 | 635.20           | 637.39        | 619.80        | 610.70        | 19.54                        | <b>0.26</b>                   | 19.80                      | 17.41                    | 617.79                 | No                                  | bailed 0.2 gal. FP            |
| MW-02   | 01/18/01 | 635.20           | 637.39        | 619.80        | 610.70        | 19.96                        | <b>0.72</b>                   | 20.68                      | 17.93                    | 617.27                 | No                                  | bailed 0.75 gal. FP           |
| MW-02   | 04/24/01 | 635.20           | 637.39        | 619.80        | 610.70        | 20.02                        | <b>0.91</b>                   | 20.93                      | 18.04                    | 617.16                 | No                                  | product abated using vactruck |
| MW-02   | 05/23/01 | 635.20           | 637.39        | 619.80        | 610.70        | 18.73                        | <b>0.47</b>                   | 19.20                      | 16.65                    | 618.55                 | No                                  | no product bailed             |
| MW-02   | 06/19/01 | 635.20           | 638.24        | 619.80        | 610.70        | 19.53                        | <b>0.87</b>                   | 20.40                      | 16.69                    | 618.51                 | No                                  | TPC = TOC + 0.85 feet         |
| MW-02   | 07/26/01 | 635.20           | 638.24        | 619.80        | 610.70        | 19.35                        | <b>1.16</b>                   | 20.51                      | 16.57                    | 618.63                 | No                                  |                               |
| MW-02   | 08/31/01 | 635.20           | 638.24        | 619.80        | 610.70        | 20.50                        | <b>1.09</b>                   | 21.59                      | 17.71                    | 617.49                 | No                                  |                               |
| MW-02   | 09/26/01 | 635.20           | 638.24        | 619.80        | 610.70        | 20.53                        | <b>0.98</b>                   | 21.51                      | 17.71                    | 617.49                 | No                                  |                               |
| MW-02   | 10/24/01 | 635.20           | 638.24        | 619.80        | 610.70        | 19.60                        | <b>1.07</b>                   | 20.67                      | 16.80                    | 618.40                 | No                                  |                               |
| MW-02   | 12/20/01 | 635.20           | 638.24        | 619.80        | 610.70        | 21.11                        | <b>1.02</b>                   | 22.13                      | 18.30                    | 616.90                 | No                                  |                               |
| MW-02   | 02/26/02 | 635.20           | 638.24        | 619.80        | 610.70        | 21.52                        | <b>1.23</b>                   | 22.75                      | 18.76                    | 616.44                 | No                                  |                               |
| MW-02   | 03/20/02 | 635.20           | 638.24        | 619.80        | 610.70        | 21.66                        | <b>1.39</b>                   | 23.05                      | 18.93                    | 616.27                 | No                                  |                               |
| MW-02   | 04/24/02 | 635.20           | 638.24        | 619.80        | 610.70        | 20.13                        | <b>1.05</b>                   | 21.18                      | 17.33                    | 617.87                 | No                                  |                               |
| MW-02   | 05/15/02 | 635.20           | 638.24        | 619.80        | 610.70        | 19.68                        | <b>1.19</b>                   | 20.87                      | 16.91                    | 618.29                 | No                                  |                               |
| MW-02   | 06/27/02 | 635.20           | 638.24        | 619.80        | 610.70        | 19.95                        | <b>1.21</b>                   | 21.16                      | 17.18                    | 618.02                 | No                                  |                               |
| MW-02   | 07/25/02 | 635.20           | 638.24        | 619.80        | 610.70        | 19.65                        | <b>1.39</b>                   | 21.04                      | 16.92                    | 618.28                 | No                                  |                               |
| MW-02   | 08/20/02 | 635.20           | 638.24        | 619.80        | 610.70        | 19.86                        | <b>1.30</b>                   | 21.16                      | 17.11                    | 618.09                 | No                                  |                               |
| MW-02   | 09/30/02 | 635.20           | 638.24        | 619.80        | 610.70        | 19.05                        | <b>1.61</b>                   | 20.66                      | 16.37                    | 618.83                 | No                                  |                               |
| MW-02   | 11/05/02 | 635.20           | 638.24        | 619.80        | 610.70        | 19.89                        | <b>1.61</b>                   | 21.50                      | 17.21                    | 617.99                 | No                                  |                               |
| MW-02   | 12/23/02 | 635.20           | 638.24        | 619.80        | 610.70        | 20.79                        | <b>1.34</b>                   | 22.13                      | 18.05                    | 617.15                 | No                                  |                               |
| MW-02   | 01/28/03 | 635.20           | 638.24        | 619.80        | 610.70        | 21.22                        | <b>1.59</b>                   | 22.81                      | 18.54                    | 616.66                 | No                                  |                               |
| MW-02   | 02/19/03 | 635.20           | 638.24        | 619.80        | 610.70        | 20.37                        | <b>1.66</b>                   | 22.03                      | 17.70                    | 617.50                 | No                                  |                               |
| MW-02   | 04/17/03 | 635.20           | 638.24        | 619.80        | 610.70        | 21.84                        | <b>1.83</b>                   | 23.67                      | 19.21                    | 615.99                 | No                                  |                               |
| MW-02   | 05/15/03 | 635.20           | 638.24        | 619.80        | 610.70        | 21.02                        | <b>1.88</b>                   | 22.90                      | 18.40                    | 616.80                 | No                                  |                               |
| MW-02   | 06/10/03 | 635.20           | 638.24        | 619.80        | 610.70        | 20.65                        | <b>1.58</b>                   | 22.23                      | 17.97                    | 617.23                 | No                                  |                               |
| MW-02   | 10/23/03 | 635.20           | 638.24        | 619.80        | 610.70        | 21.84                        | <b>1.44</b>                   | 23.28                      | 19.13                    | 616.07                 | No                                  |                               |
| MW-02   | 12/03/03 | 635.20           | 638.24        | 619.80        | 610.70        | 21.02                        | <b>1.53</b>                   | 22.55                      | 18.33                    | 616.87                 | No                                  |                               |
| MW-02   | 04/19/04 | 636.16           | 637.54        | 619.80        | 610.70        | 21.50                        | <b>2.01</b>                   | 23.51                      | 20.57                    | 615.59                 | No                                  |                               |
| MW-02   | 07/28/04 | 636.16           | 637.54        | 619.80        | 610.70        | 20.35                        | <b>2.50</b>                   | 22.85                      | 19.53                    | 616.63                 | No                                  |                               |
| MW-02   | 11/15/04 | 636.16           | 637.54        | 619.80        | 610.70        | 19.22                        | <b>3.63</b>                   | 22.85                      | 18.66                    | 617.50                 | No                                  |                               |
| MW-02   | 04/18/05 | 636.16           | 637.54        | 619.80        | 610.70        | 20.60                        | <b>3.71</b>                   | 24.31                      | 20.06                    | 616.10                 | No                                  |                               |
| MW-02   | 09/09/05 | 636.16           | 637.54        | 619.80        | 610.70        | 19.23                        | <b>3.87</b>                   | 23.10                      | 18.72                    | 617.44                 | No                                  |                               |
| MW-02   | 10/11/05 | 636.16           | 637.54        | 619.80        | 610.70        | 18.97                        | <b>4.11</b>                   | 23.08                      | 18.52                    | 617.64                 | No                                  |                               |
| MW-02   | 05/23/06 | 636.16           | 637.54        | 619.80        | 610.70        | 18.02                        | <b>4.74</b>                   | 22.76                      | 17.71                    | 618.45                 | No                                  |                               |
| MW-02   | 10/16/06 | 636.16           | 637.54        | 619.80        | 610.70        | 19.22                        | <b>4.14</b>                   | 23.36                      | 18.78                    | 617.38                 | No                                  |                               |
| MW-02   | 04/23/07 | 636.16           | 637.54        | 619.80        | 610.70        | NM                           | <b>NM</b>                     | NM                         | NA                       | NA                     | NA                                  | Well broken - could not gauge |

**Table 3**  
**Groundwater and LNAPL Gauging Data - Terminal**  
Former Amoco Terminal  
Superior, Wisconsin

| Well ID | Date     | Ground Elevation | TOC Elevation | TOS Elevation | BOS Elevation | Depth to Product (feet BTOC) | Free Product Thickness (feet) | Depth to Water (feet BTOC) | Corrected DTW (feet bgs) | Corrected GW Elevation | Screen Submerged Below Water Table? | Comments/Observations |
|---------|----------|------------------|---------------|---------------|---------------|------------------------------|-------------------------------|----------------------------|--------------------------|------------------------|-------------------------------------|-----------------------|
| MW-02   | 09/25/07 | Abandoned        |               |               |               |                              |                               |                            |                          |                        |                                     |                       |
| MW-03   | 03/23/88 | 633.90           | 636.17        | 618.60        | 609.60        | NP                           | 0.00                          | 18.15                      | 15.88                    | 618.02                 | No                                  |                       |
| MW-03   | 09/08/88 | 633.90           | 636.17        | 618.60        | 609.60        | NP                           | 0.00                          | 17.89                      | 15.62                    | 618.28                 | No                                  |                       |
| MW-03   | 09/20/88 | 633.90           | 636.17        | 618.60        | 609.60        | NP                           | 0.00                          | 17.38                      | 15.11                    | 618.79                 | Yes                                 |                       |
| MW-03   | 04/27/89 | 633.90           | 636.17        | 618.60        | 609.60        | NP                           | 0.00                          | 16.37                      | 14.10                    | 619.80                 | Yes                                 |                       |
| MW-03   | 05/18/89 | 633.90           | 636.17        | 618.60        | 609.60        | NP                           | 0.00                          | 15.80                      | 13.53                    | 620.37                 | Yes                                 |                       |
| MW-03   | 06/30/89 | 633.90           | 636.17        | 618.60        | 609.60        | NP                           | 0.00                          | 16.33                      | 14.06                    | 619.84                 | Yes                                 |                       |
| MW-03   | 07/12/89 | 633.90           | 636.17        | 618.60        | 609.60        | NP                           | 0.00                          | 17.07                      | 14.80                    | 619.10                 | Yes                                 |                       |
| MW-03   | 07/26/89 | 633.90           | 636.17        | 618.60        | 609.60        | NP                           | 0.00                          | 17.38                      | 15.11                    | 618.79                 | Yes                                 |                       |
| MW-03   | 07/27/89 | 633.90           | 636.17        | 618.60        | 609.60        | NP                           | 0.00                          | 17.60                      | 15.33                    | 618.57                 | No                                  |                       |
| MW-03   | 09/03/89 | 633.90           | 636.17        | 618.60        | 609.60        | NP                           | 0.00                          | 17.76                      | 15.49                    | 618.41                 | No                                  |                       |
| MW-03   | 11/16/89 | 633.90           | 636.17        | 618.60        | 609.60        | NP                           | 0.00                          | 17.72                      | 15.45                    | 618.45                 | No                                  |                       |
| MW-03   | 11/28/89 | 633.90           | 636.17        | 618.60        | 609.60        | NP                           | 0.00                          | 18.15                      | 15.88                    | 618.02                 | No                                  |                       |
| MW-03   | 06/01/90 | 633.90           | 636.17        | 618.60        | 609.60        | NP                           | 0.00                          | 13.42                      | 11.15                    | 622.75                 | Yes                                 |                       |
| MW-03   | 06/19/90 | 633.90           | 636.17        | 618.60        | 609.60        | NP                           | 0.00                          | 16.35                      | 14.08                    | 619.82                 | Yes                                 |                       |
| MW-03   | 06/27/90 | 633.90           | 636.17        | 618.60        | 609.60        | NP                           | 0.00                          | 17.23                      | 14.96                    | 618.94                 | Yes                                 |                       |
| MW-03   | 07/05/90 | 633.90           | 636.17        | 618.60        | 609.60        | NP                           | 0.00                          | 17.81                      | 15.54                    | 618.36                 | No                                  |                       |
| MW-03   | 07/13/90 | 633.90           | 636.17        | 618.60        | 609.60        | NP                           | 0.00                          | 18.11                      | 15.84                    | 618.06                 | No                                  |                       |
| MW-03   | 07/17/90 | 633.90           | 636.17        | 618.60        | 609.60        | NP                           | 0.00                          | 17.72                      | 15.45                    | 618.45                 | No                                  |                       |
| MW-03   | 07/25/90 | 633.90           | 636.17        | 618.60        | 609.60        | NP                           | 0.00                          | 18.26                      | 15.99                    | 617.91                 | No                                  |                       |
| MW-03   | 08/09/90 | 633.90           | 636.17        | 618.60        | 609.60        | NP                           | 0.00                          | 18.14                      | 15.87                    | 618.03                 | No                                  |                       |
| MW-03   | 08/14/90 | 633.90           | 636.17        | 618.60        | 609.60        | NP                           | 0.00                          | 18.23                      | 15.96                    | 617.94                 | No                                  |                       |
| MW-03   | 08/27/90 | 633.90           | 636.17        | 618.60        | 609.60        | NP                           | 0.00                          | 17.51                      | 15.24                    | 618.66                 | Yes                                 |                       |
| MW-03   | 09/06/90 | 633.90           | 636.17        | 618.60        | 609.60        | NP                           | 0.00                          | 17.02                      | 14.75                    | 619.15                 | Yes                                 |                       |
| MW-03   | 01/04/91 | 633.90           | 636.17        | 618.60        | 609.60        | NP                           | 0.00                          | 17.51                      | 15.24                    | 618.66                 | Yes                                 |                       |
| MW-03   | 01/30/91 | 633.90           | 636.17        | 618.60        | 609.60        | NP                           | 0.00                          | 17.96                      | 15.69                    | 618.21                 | No                                  |                       |
| MW-03   | 04/24/91 | 633.90           | 636.17        | 618.60        | 609.60        | NP                           | 0.00                          | 15.96                      | 13.69                    | 620.21                 | Yes                                 |                       |
| MW-03   | 07/09/91 | 633.90           | 636.17        | 618.60        | 609.60        | NP                           | 0.00                          | 13.77                      | 11.50                    | 622.40                 | Yes                                 |                       |
| MW-03   | 10/08/91 | 633.90           | 636.17        | 618.60        | 609.60        | NP                           | 0.00                          | 13.44                      | 11.17                    | 622.73                 | Yes                                 |                       |
| MW-03   | 01/07/92 | 633.90           | 636.17        | 618.60        | 609.60        | NP                           | 0.00                          | 13.42                      | 11.15                    | 622.75                 | Yes                                 |                       |
| MW-03   | 10/14/92 | 633.90           | 636.17        | 618.60        | 609.60        | NP                           | 0.00                          | 7.53                       | 5.26                     | 628.64                 | Yes                                 |                       |
| MW-03   | 01/29/94 | 633.90           | 636.17        | 618.60        | 609.60        | NP                           | 0.00                          | 15.95                      | 13.68                    | 620.22                 | Yes                                 |                       |
| MW-03   | 04/27/94 | 633.90           | 636.17        | 618.60        | 609.60        | NP                           | 0.00                          | 12.84                      | 10.57                    | 623.33                 | Yes                                 |                       |
| MW-03   | 07/21/94 | 633.90           | 636.17        | 618.60        | 609.60        | NP                           | 0.00                          | 13.99                      | 11.72                    | 622.18                 | Yes                                 |                       |
| MW-03   | 10/25/94 | 633.90           | 636.17        | 618.60        | 609.60        | NP                           | 0.00                          | 6.76                       | 4.49                     | 629.41                 | Yes                                 |                       |
| MW-03   | 10/27/94 | 633.90           | 636.17        | 618.60        | 609.60        | NP                           | 0.00                          | 6.68                       | 4.41                     | 629.49                 | Yes                                 |                       |
| MW-03   | 11/02/94 | 633.90           | 636.17        | 618.60        | 609.60        | 17.50                        | 0.70                          | 18.20                      | 15.39                    | 618.51                 | No                                  |                       |

**Table 3**  
**Groundwater and LNAPL Gauging Data - Terminal**  
Former Amoco Terminal  
Superior, Wisconsin

| Well ID | Date     | Ground Elevation | TOC Elevation | TOS Elevation | BOS Elevation | Depth to Product (feet BTOC) | Free Product Thickness (feet) | Depth to Water (feet BTOC) | Corrected DTW (feet bgs) | Corrected GW Elevation | Screen Submerged Below Water Table? | Comments/Observations |
|---------|----------|------------------|---------------|---------------|---------------|------------------------------|-------------------------------|----------------------------|--------------------------|------------------------|-------------------------------------|-----------------------|
| MW-03   | 02/01/95 | 633.90           | 636.17        | 618.60        | 609.60        | NP                           | 0.00                          | 15.45                      | 13.18                    | 620.72                 | Yes                                 |                       |
| MW-03   | 04/04/95 | 633.90           | 636.17        | 618.60        | 609.60        | NP                           | 0.00                          | 16.94                      | 14.67                    | 619.23                 | Yes                                 |                       |
| MW-03   | 07/12/95 | 633.90           | 636.17        | 618.60        | 609.60        | NP                           | 0.00                          | 15.41                      | 13.14                    | 620.76                 | Yes                                 |                       |
| MW-03   | 11/13/95 | 633.90           | 636.17        | 618.60        | 609.60        | 13.45                        | 0.01                          | 13.46                      | 11.18                    | 622.72                 | Yes                                 |                       |
| MW-03   | 03/13/96 | 633.90           | 636.17        | 618.60        | 609.60        | 16.64                        | 0.01                          | 16.65                      | 14.37                    | 619.53                 | Yes                                 |                       |
| MW-03   | 10/08/96 | 633.90           | 636.17        | 618.60        | 609.60        | NP                           | 0.00                          | 13.32                      | 11.05                    | 622.85                 | Yes                                 |                       |
| MW-03   | 04/29/97 | 633.90           | 636.17        | 618.60        | 609.60        | NP                           | 0.00                          | 10.22                      | 7.95                     | 625.95                 | Yes                                 |                       |
| MW-03   | 11/03/98 | 633.90           | 636.17        | 618.60        | 609.60        | NP                           | 0.00                          | 16.55                      | 14.28                    | 619.62                 | Yes                                 |                       |
| MW-03   | 03/02/99 | 633.90           | 636.17        | 618.60        | 609.60        | NP                           | 0.00                          | 16.94                      | 14.67                    | 619.23                 | Yes                                 |                       |
| MW-03   | 04/26/00 | 633.90           | 636.17        | 618.60        | 609.60        | NP                           | 0.00                          | 6.72                       | 4.45                     | 629.45                 | Yes                                 |                       |
| MW-03   | 08/18/00 | 633.90           | 636.17        | 618.60        | 609.60        | NP                           | 0.00                          | 16.31                      | 14.04                    | 619.86                 | Yes                                 |                       |
| MW-03   | 03/20/02 | 633.90           | 636.17        | 618.60        | 609.60        | NP                           | 0.00                          | 18.14                      | 15.87                    | 618.03                 | No                                  |                       |
| MW-03   | 05/15/02 | 633.90           | 636.17        | 618.60        | 609.60        | NP                           | 0.00                          | 6.84                       | 4.57                     | 629.33                 | Yes                                 | very silty            |
| MW-03   | 08/20/02 | 633.90           | 636.17        | 618.60        | 609.60        | NP                           | 0.00                          | 6.59                       | 4.32                     | 629.58                 | Yes                                 |                       |
| MW-03   | 11/05/02 | 633.90           | 636.17        | 618.60        | 609.60        | NP                           | 0.00                          | 6.52                       | 4.25                     | 629.65                 | Yes                                 |                       |
| MW-03   | 12/23/02 | 633.90           | 636.17        | 618.60        | 609.60        | NP                           | 0.00                          | 17.07                      | 14.80                    | 619.10                 | Yes                                 |                       |
| MW-03   | 01/28/03 | 633.90           | 636.17        | 618.60        | 609.60        | NP                           | 0.00                          | 17.75                      | 15.48                    | 618.42                 | No                                  |                       |
| MW-03   | 02/19/03 | 633.90           | 636.17        | 618.60        | 609.60        | NP                           | 0.00                          | 18.02                      | 15.75                    | 618.15                 | No                                  |                       |
| MW-03   | 04/17/03 | 633.90           | 636.17        | 618.60        | 609.60        | NP                           | 0.00                          | 17.60                      | 15.33                    | 618.57                 | No                                  |                       |
| MW-03   | 06/10/03 | 633.90           | 636.17        | 618.60        | 609.60        | NP                           | 0.00                          | 17.60                      | 15.33                    | 618.57                 | No                                  |                       |
| MW-03   | 10/20/03 | 633.90           | 636.17        | 618.60        | 609.60        | NP                           | 0.00                          | 17.98                      | 15.71                    | 618.19                 | No                                  |                       |
| MW-03   | 12/03/03 | 633.90           | 636.17        | 618.60        | 609.60        | NP                           | 0.00                          | 18.30                      | 16.03                    | 617.87                 | No                                  |                       |
| MW-03   | 04/19/04 | 634.51           | 635.97        | 618.60        | 609.60        | NP                           | 0.00                          | 17.79                      | 16.33                    | 618.18                 | No                                  |                       |
| MW-03   | 07/28/04 | 634.51           | 635.97        | 618.60        | 609.60        | NP                           | 0.00                          | 16.80                      | 15.34                    | 619.17                 | Yes                                 |                       |
| MW-03   | 11/16/04 | 634.51           | 635.97        | 618.60        | 609.60        | NP                           | 0.00                          | 15.69                      | 14.23                    | 620.28                 | Yes                                 |                       |
| MW-03   | 04/18/05 | 634.51           | 635.97        | 618.60        | 609.60        | NP                           | 0.00                          | 15.78                      | 14.32                    | 620.19                 | Yes                                 |                       |
| MW-03   | 10/11/05 | 634.51           | 635.97        | 618.60        | 609.60        | NP                           | 0.00                          | 15.30                      | 13.84                    | 620.67                 | Yes                                 |                       |
| MW-03   | 05/23/06 | 634.51           | 635.97        | 618.60        | 609.60        | NP                           | 0.00                          | 12.72                      | 11.26                    | 623.25                 | Yes                                 |                       |
| MW-03   | 10/16/06 | 634.51           | 635.97        | 618.60        | 609.60        | NP                           | 0.00                          | 16.78                      | 15.32                    | 619.19                 | Yes                                 |                       |
| MW-03   | 04/23/07 | 634.51           | 635.97        | 618.60        | 609.60        | NP                           | 0.00                          | 10.32                      | 8.86                     | 625.65                 | Yes                                 |                       |
| MW-03   | 09/25/07 | 634.51           | 636.63        | 618.60        | 609.60        | NP                           | 0.00                          | 13.97                      | 11.85                    | 622.66                 | Yes                                 |                       |
| MW-03   | 05/01/08 | 634.51           | 636.63        | 618.60        | 609.60        | NP                           | 0.00                          | 12.15                      | 10.03                    | 624.48                 | Yes                                 |                       |
| MW-03   | 10/20/08 | 634.51           | 636.63        | 618.60        | 609.60        | NP                           | 0.00                          | 6.93                       | 4.81                     | 629.70                 | Yes                                 |                       |
| MW-03   | 04/18/09 | 634.51           | 636.63        | 618.60        | 609.60        | NP                           | 0.00                          | 8.48                       | 6.36                     | 628.15                 | Yes                                 |                       |
| MW-03   | 10/11/09 | 634.51           | 636.63        | 618.60        | 609.60        | NP                           | 0.00                          | 16.87                      | 14.75                    | 619.76                 | Yes                                 |                       |
| MW-03   | 04/28/10 | 634.51           | 636.63        | 618.60        | 609.60        | NP                           | 0.00                          | 15.46                      | 13.34                    | 621.17                 | Yes                                 |                       |
| MW-03   | 10/25/10 | 634.51           | 636.63        | 618.60        | 609.60        | NP                           | 0.00                          | 7.57                       | 5.45                     | 629.06                 | Yes                                 |                       |
| MW-03   | 04/25/11 | 634.51           | 636.63        | 618.60        | 609.60        | NP                           | 0.00                          | 7.42                       | 5.30                     | 629.21                 | Yes                                 |                       |

**Table 3**  
**Groundwater and LNAPL Gauging Data - Terminal**  
Former Amoco Terminal  
Superior, Wisconsin

| Well ID | Date     | Ground Elevation | TOC Elevation | TOS Elevation | BOS Elevation | Depth to Product (feet BTOC) | Free Product Thickness (feet) | Depth to Water (feet BTOC) | Corrected DTW (feet bgs) | Corrected GW Elevation | Screen Submerged Below Water Table? | Comments/Observations |
|---------|----------|------------------|---------------|---------------|---------------|------------------------------|-------------------------------|----------------------------|--------------------------|------------------------|-------------------------------------|-----------------------|
| MW-03   | 10/10/11 | 634.51           | 636.63        | 618.60        | 609.60        | NP                           | 0.00                          | 16.11                      | 13.99                    | 620.52                 | Yes                                 |                       |
| MW-03   | 01/04/12 | 634.51           | 636.63        | 618.60        | 609.60        | NP                           | 0.00                          | 17.37                      | 15.25                    | 619.26                 | Yes                                 |                       |
| MW-03   | 04/16/12 | 634.51           | 636.63        | 618.60        | 609.60        | NP                           | 0.00                          | 15.80                      | 13.68                    | 620.83                 | Yes                                 |                       |
| MW-03   | 06/26/12 | 634.51           | 636.63        | 618.60        | 609.60        | NP                           | 0.00                          | 7.02                       | 4.90                     | 629.61                 | Yes                                 |                       |
| MW-03   | 09/30/12 | 634.51           | 636.63        | 618.60        | 609.60        | NP                           | 0.00                          | 17.49                      | 15.37                    | 619.14                 | Yes                                 |                       |
| MW-03   | 12/17/12 | 634.51           | 636.63        | 618.60        | 609.60        | NP                           | 0.00                          | 17.83                      | 15.71                    | 618.80                 | Yes                                 |                       |
| MW-03   | 03/25/13 | 634.51           | 636.63        | 618.60        | 609.60        | NP                           | 0.00                          | 19.01                      | 16.89                    | 617.62                 | No                                  |                       |
| MW-03   | 05/05/13 | 634.51           | 636.63        | 618.60        | 609.60        | NP                           | 0.00                          | 9.33                       | 7.21                     | 627.30                 | Yes                                 |                       |
| MW-03   | 10/01/13 | 634.51           | 636.63        | 618.60        | 609.60        | NP                           | 0.00                          | 17.44                      | 15.32                    | 619.19                 | Yes                                 |                       |
| MW-03   | 05/21/14 | 634.51           | 636.63        | 618.60        | 609.60        | NP                           | 0.00                          | 5.87                       | 3.75                     | 630.76                 | Yes                                 |                       |
| MW-03   | 10/30/14 | 634.51           | 636.63        | 618.60        | 609.60        | NP                           | 0.00                          | 8.74                       | 6.62                     | 627.89                 | Yes                                 |                       |
| MW-03   | 05/06/15 | 634.51           | 636.63        | 618.60        | 609.60        | NP                           | 0.00                          | 15.09                      | 12.97                    | 621.54                 | Yes                                 |                       |
| MW-03   | 10/06/15 | 634.51           | 636.63        | 618.60        | 609.60        | NP                           | 0.00                          | 8.09                       | 5.97                     | 628.54                 | Yes                                 |                       |
| MW-03   | 05/23/16 | 634.51           | 636.63        | 618.60        | 609.60        | NP                           | 0.00                          | 6.92                       | 4.80                     | 629.71                 | Yes                                 |                       |
| MW-03   | 10/03/16 | 634.51           | 636.63        | 618.60        | 609.60        | NP                           | 0.00                          | 6.70                       | 4.58                     | 629.93                 | Yes                                 |                       |
| MW-03   | 06/29/17 | 634.51           | 636.63        | 618.60        | 609.60        | NP                           | 0.00                          | 7.73                       | 5.61                     | 628.90                 | Yes                                 |                       |
| MW-03   | 05/26/20 | 634.51           | 636.63        | 618.60        | 609.60        | NP                           | 0.00                          | 7.34                       | 5.22                     | 629.29                 | Yes                                 |                       |
| MW-03   | 04/29/21 | 634.51           | 636.63        | 618.60        | 609.60        | NP                           | 0.00                          | 5.31                       | 3.19                     | 631.32                 | Yes                                 |                       |
| MW-03   | 05/24/21 | 634.51           | 636.63        | 618.60        | 609.60        | NP                           | 0.00                          | 5.30                       | 3.18                     | 631.33                 | Yes                                 |                       |
| MW-03   | 08/31/21 |                  |               |               |               | well abandoned 8/31          |                               |                            |                          |                        |                                     |                       |
| MW-04S  | 03/23/88 | 634.30           | 636.93        | 620.00        | 610.00        | NP                           | 0.00                          | 19.02                      | 16.39                    | 617.91                 | No                                  |                       |
| MW-04S  | 09/08/88 | 634.30           | 636.93        | 620.00        | 610.00        | NP                           | 0.00                          | 19.00                      | 16.37                    | 617.93                 | No                                  |                       |
| MW-04S  | 09/20/88 | 634.30           | 636.93        | 620.00        | 610.00        | NP                           | 0.00                          | 19.21                      | 16.58                    | 617.72                 | No                                  |                       |
| MW-04S  | 04/27/89 | 634.30           | 636.93        | 620.00        | 610.00        | NP                           | 0.00                          | 17.80                      | 15.17                    | 619.13                 | No                                  |                       |
| MW-04S  | 05/18/89 | 634.30           | 636.93        | 620.00        | 610.00        | NP                           | 0.00                          | 17.05                      | 14.42                    | 619.88                 | No                                  |                       |
| MW-04S  | 06/30/89 | 634.30           | 636.93        | 620.00        | 610.00        | NP                           | 0.00                          | 17.47                      | 14.84                    | 619.46                 | No                                  |                       |
| MW-04S  | 07/12/89 | 634.30           | 636.93        | 620.00        | 610.00        | NP                           | 0.00                          | 18.14                      | 15.51                    | 618.79                 | No                                  |                       |
| MW-04S  | 07/26/89 | 634.30           | 636.93        | 620.00        | 610.00        | NP                           | 0.00                          | 18.44                      | 15.81                    | 618.49                 | No                                  |                       |
| MW-04S  | 07/27/89 | 634.30           | 636.93        | 620.00        | 610.00        | NP                           | 0.00                          | 18.57                      | 15.94                    | 618.36                 | No                                  |                       |
| MW-04S  | 09/03/89 | 634.30           | 636.93        | 620.00        | 610.00        | NP                           | 0.00                          | 18.89                      | 16.26                    | 618.04                 | No                                  |                       |
| MW-04S  | 11/16/89 | 634.30           | 636.93        | 620.00        | 610.00        | NP                           | 0.00                          | 18.83                      | 16.20                    | 618.10                 | No                                  |                       |
| MW-04S  | 11/28/89 | 634.30           | 636.93        | 620.00        | 610.00        | NP                           | 0.00                          | 19.15                      | 16.52                    | 617.78                 | No                                  |                       |
| MW-04S  | 06/01/90 | 634.30           | 636.93        | 620.00        | 610.00        | NP                           | 0.00                          | 18.14                      | 15.51                    | 618.79                 | No                                  |                       |
| MW-04S  | 06/19/90 | 634.30           | 636.93        | 620.00        | 610.00        | NP                           | 0.00                          | 18.16                      | 15.53                    | 618.77                 | No                                  |                       |
| MW-04S  | 06/27/90 | 634.30           | 636.93        | 620.00        | 610.00        | NP                           | 0.00                          | 18.52                      | 15.89                    | 618.41                 | No                                  |                       |
| MW-04S  | 07/05/90 | 634.30           | 636.93        | 620.00        | 610.00        | NP                           | 0.00                          | 19.00                      | 16.37                    | 617.93                 | No                                  |                       |
| MW-04S  | 07/13/90 | 634.30           | 636.93        | 620.00        | 610.00        | NP                           | 0.00                          | 19.21                      | 16.58                    | 617.72                 | No                                  |                       |
| MW-04S  | 07/17/90 | 634.30           | 636.93        | 620.00        | 610.00        | NP                           | 0.00                          | 18.82                      | 16.19                    | 618.11                 | No                                  |                       |

**Table 3**  
**Groundwater and LNAPL Gauging Data - Terminal**  
Former Amoco Terminal  
Superior, Wisconsin

| Well ID | Date     | Ground Elevation | TOC Elevation | TOS Elevation | BOS Elevation | Depth to Product (feet BTOC) | Free Product Thickness (feet) | Depth to Water (feet BTOC) | Corrected DTW (feet bgs) | Corrected GW Elevation | Screen Submerged Below Water Table? | Comments/Observations |
|---------|----------|------------------|---------------|---------------|---------------|------------------------------|-------------------------------|----------------------------|--------------------------|------------------------|-------------------------------------|-----------------------|
| MW-04S  | 07/25/90 | 634.30           | 636.93        | 620.00        | 610.00        | NP                           | 0.00                          | 19.27                      | 16.64                    | 617.66                 | No                                  |                       |
| MW-04S  | 08/09/90 | 634.30           | 636.93        | 620.00        | 610.00        | NP                           | 0.00                          | 19.15                      | 16.52                    | 617.78                 | No                                  |                       |
| MW-04S  | 08/14/90 | 634.30           | 636.93        | 620.00        | 610.00        | NP                           | 0.00                          | 19.21                      | 16.58                    | 617.72                 | No                                  |                       |
| MW-04S  | 08/27/90 | 634.30           | 636.93        | 620.00        | 610.00        | NP                           | 0.00                          | 18.94                      | 16.31                    | 617.99                 | No                                  |                       |
| MW-04S  | 09/06/90 | 634.30           | 636.93        | 620.00        | 610.00        | NP                           | 0.00                          | 18.32                      | 15.69                    | 618.61                 | No                                  |                       |
| MW-04S  | 01/04/91 | 634.30           | 636.93        | 620.00        | 610.00        | NP                           | 0.00                          | 18.46                      | 15.83                    | 618.47                 | No                                  |                       |
| MW-04S  | 01/30/91 | 634.30           | 636.93        | 620.00        | 610.00        | NP                           | 0.00                          | 18.92                      | 16.29                    | 618.01                 | No                                  |                       |
| MW-04S  | 04/24/91 | 634.30           | 636.93        | 620.00        | 610.00        | NP                           | 0.00                          | 18.11                      | 15.48                    | 618.82                 | No                                  |                       |
| MW-04S  | 07/09/91 | 634.30           | 636.93        | 620.00        | 610.00        | NP                           | 0.00                          | 15.60                      | 12.97                    | 621.33                 | Yes                                 |                       |
| MW-04S  | 08/06/91 | 634.30           | 636.93        | 620.00        | 610.00        | NP                           | 0.00                          | 15.30                      | 12.67                    | 621.63                 | Yes                                 |                       |
| MW-04S  | 09/04/91 | 634.30           | 636.93        | 620.00        | 610.00        | NP                           | 0.00                          | 15.75                      | 13.12                    | 621.18                 | Yes                                 |                       |
| MW-04S  | 10/08/91 | 634.30           | 636.93        | 620.00        | 610.00        | NP                           | 0.00                          | 14.77                      | 12.14                    | 622.16                 | Yes                                 |                       |
| MW-04S  | 11/08/91 | 634.30           | 636.93        | 620.00        | 610.00        | NP                           | 0.00                          | 15.25                      | 12.62                    | 621.68                 | Yes                                 |                       |
| MW-04S  | 12/03/91 | 634.30           | 636.93        | 620.00        | 610.00        | NP                           | 0.00                          | 13.34                      | 10.71                    | 623.59                 | Yes                                 |                       |
| MW-04S  | 01/07/92 | 634.30           | 636.93        | 620.00        | 610.00        | NP                           | 0.00                          | 14.95                      | 12.32                    | 621.98                 | Yes                                 |                       |
| MW-04S  | 02/04/92 | 634.30           | 636.93        | 620.00        | 610.00        | NP                           | 0.00                          | 16.07                      | 13.44                    | 620.86                 | Yes                                 |                       |
| MW-04S  | 03/03/92 | 634.30           | 636.93        | 620.00        | 610.00        | NP                           | 0.00                          | 16.77                      | 14.14                    | 620.16                 | Yes                                 |                       |
| MW-04S  | 09/24/92 | 634.30           | 636.93        | 620.00        | 610.00        | NP                           | 0.00                          | 14.87                      | 12.24                    | 622.06                 | Yes                                 |                       |
| MW-04S  | 10/14/92 | 634.30           | 636.93        | 620.00        | 610.00        | NP                           | 0.00                          | 15.51                      | 12.88                    | 621.42                 | Yes                                 |                       |
| MW-04S  | 06/25/93 | 634.30           | 636.93        | 620.00        | 610.00        | NP                           | 0.00                          | 12.88                      | 10.25                    | 624.05                 | Yes                                 |                       |
| MW-04S  | 10/28/93 | 634.30           | 636.93        | 620.00        | 610.00        | NP                           | 0.00                          | 15.84                      | 13.21                    | 621.09                 | Yes                                 |                       |
| MW-04S  | 01/29/94 | 634.30           | 636.93        | 620.00        | 610.00        | NP                           | 0.00                          | 17.04                      | 14.41                    | 619.89                 | No                                  |                       |
| MW-04S  | 04/27/94 | 634.30           | 636.93        | 620.00        | 610.00        | NP                           | 0.00                          | 15.78                      | 13.15                    | 621.15                 | Yes                                 |                       |
| MW-04S  | 06/14/94 | 634.30           | 636.93        | 620.00        | 610.00        | NP                           | 0.00                          | 14.80                      | 12.17                    | 622.13                 | Yes                                 |                       |
| MW-04S  | 07/21/94 | 634.30           | 636.93        | 620.00        | 610.00        | NP                           | 0.00                          | 15.25                      | 12.62                    | 621.68                 | Yes                                 |                       |
| MW-04S  | 08/30/94 | 634.30           | 636.93        | 620.00        | 610.00        | NP                           | 0.00                          | 16.94                      | 14.31                    | 619.99                 | No                                  |                       |
| MW-04S  | 10/25/94 | 634.30           | 636.93        | 620.00        | 610.00        | NP                           | 0.00                          | 15.52                      | 12.89                    | 621.41                 | Yes                                 |                       |
| MW-04S  | 10/27/94 | 634.30           | 636.93        | 620.00        | 610.00        | NP                           | 0.00                          | 15.09                      | 12.46                    | 621.84                 | Yes                                 |                       |
| MW-04S  | 11/02/94 | 634.30           | 636.93        | 620.00        | 610.00        | NP                           | 0.00                          | 18.94                      | 16.31                    | 617.99                 | No                                  |                       |
| MW-04S  | 04/04/95 | 634.30           | 636.93        | 620.00        | 610.00        | NP                           | 0.00                          | 18.20                      | 15.57                    | 618.73                 | No                                  |                       |
| MW-04S  | 07/12/95 | 634.30           | 636.93        | 620.00        | 610.00        | NP                           | 0.00                          | 16.74                      | 14.11                    | 620.19                 | Yes                                 |                       |
| MW-04S  | 11/13/95 | 634.30           | 636.93        | 620.00        | 610.00        | NP                           | 0.00                          | 14.95                      | 12.32                    | 621.98                 | Yes                                 |                       |
| MW-04S  | 03/13/96 | 634.30           | 636.93        | 620.00        | 610.00        | NP                           | 0.00                          | 18.59                      | 15.96                    | 618.34                 | No                                  |                       |
| MW-04S  | 04/22/96 | 634.30           | 636.93        | 620.00        | 610.00        | NP                           | 0.00                          | 15.13                      | 12.50                    | 621.80                 | Yes                                 |                       |
| MW-04S  | 10/08/96 | 634.30           | 636.93        | 620.00        | 610.00        | NP                           | 0.00                          | 14.62                      | 11.99                    | 622.31                 | Yes                                 |                       |
| MW-04S  | 04/29/97 | 634.30           | 636.93        | 620.00        | 610.00        | NP                           | 0.00                          | 12.75                      | 10.12                    | 624.18                 | Yes                                 |                       |
| MW-04S  | 11/03/98 | 634.30           | 636.93        | 620.00        | 610.00        | NP                           | 0.00                          | 17.85                      | 15.22                    | 619.08                 | No                                  |                       |
| MW-04S  | 03/02/99 | 634.30           | 636.93        | 620.00        | 610.00        | NP                           | 0.00                          | 18.14                      | 15.51                    | 618.79                 | No                                  |                       |



**Table 3**  
**Groundwater and LNAPL Gauging Data - Terminal**  
Former Amoco Terminal  
Superior, Wisconsin

| Well ID | Date     | Ground Elevation | TOC Elevation | TOS Elevation | BOS Elevation | Depth to Product (feet BTOC) | Free Product Thickness (feet) | Depth to Water (feet BTOC) | Corrected DTW (feet bgs) | Corrected GW Elevation | Screen Submerged Below Water Table? | Comments/Observations |
|---------|----------|------------------|---------------|---------------|---------------|------------------------------|-------------------------------|----------------------------|--------------------------|------------------------|-------------------------------------|-----------------------|
| MW-04S  | 04/26/00 | 634.30           | 636.93        | 620.00        | 610.00        | NP                           | 0.00                          | 16.71                      | 14.08                    | 620.22                 | Yes                                 |                       |
| MW-04S  | 10/10/00 | 634.30           | 636.93        | 620.00        | 610.00        | NP                           | 0.00                          | 17.90                      | 15.27                    | 619.03                 | No                                  |                       |
| MW-04S  | 04/24/01 | 634.30           | 636.93        | 620.00        | 610.00        | NP                           | 0.00                          | 17.17                      | 14.54                    | 619.76                 | No                                  |                       |
| MW-04S  | 10/23/01 | 634.30           | 636.93        | 620.00        | 610.00        | NP                           | 0.00                          | 17.92                      | 15.29                    | 619.01                 | No                                  |                       |
| MW-04S  | 04/23/02 | 634.30           | 636.93        | 620.00        | 610.00        | NP                           | 0.00                          | 17.94                      | 15.31                    | 618.99                 | No                                  |                       |
| MW-04S  | 11/05/02 | 634.30           | 636.93        | 620.00        | 610.00        | NP                           | 0.00                          | 16.23                      | 13.60                    | 620.70                 | Yes                                 |                       |
| MW-04S  | 04/17/03 | 634.30           | 636.93        | 620.00        | 610.00        | NP                           | 0.00                          | 19.28                      | 16.65                    | 617.65                 | No                                  |                       |
| MW-04S  | 10/20/03 | 634.30           | 636.93        | 620.00        | 610.00        | NP                           | 0.00                          | 19.03                      | 16.40                    | 617.90                 | No                                  |                       |
| MW-04S  | 04/19/04 | 634.97           | 636.67        | 620.00        | 610.00        | NP                           | 0.00                          | 19.49                      | 17.79                    | 617.18                 | No                                  |                       |
| MW-04S  | 11/16/04 | 634.97           | 636.67        | 620.00        | 610.00        | NP                           | 0.00                          | 17.08                      | 15.38                    | 619.59                 | No                                  |                       |
| MW-04S  | 04/18/05 | 634.97           | 636.67        | 620.00        | 610.00        | NP                           | 0.00                          | 17.66                      | 15.96                    | 619.01                 | No                                  |                       |
| MW-04S  | 10/11/05 | 634.97           | 636.67        | 620.00        | 610.00        | NP                           | 0.00                          | 17.12                      | 15.42                    | 619.55                 | No                                  |                       |
| MW-04S  | 05/23/06 | 634.97           | 636.67        | 620.00        | 610.00        | NP                           | 0.00                          | 16.09                      | 14.39                    | 620.58                 | Yes                                 |                       |
| MW-04S  | 10/16/06 | 634.97           | 636.67        | 620.00        | 610.00        | NP                           | 0.00                          | 17.66                      | 15.96                    | 619.01                 | No                                  |                       |
| MW-04S  | 04/23/07 | 634.97           | 636.67        | 620.00        | 610.00        | NP                           | 0.00                          | 18.77                      | 17.07                    | 617.90                 | No                                  |                       |
| MW-04S  | 09/25/07 | 634.97           | 636.67        | 620.00        | 610.00        | NP                           | 0.00                          | 19.07                      | 17.37                    | 617.60                 | No                                  |                       |
| MW-04S  | 05/01/08 | 634.97           | 636.67        | 620.00        | 610.00        | NP                           | 0.00                          | 17.07                      | 15.37                    | 619.60                 | No                                  |                       |
| MW-04S  | 10/20/08 | 634.97           | 636.67        | 620.00        | 610.00        | NP                           | 0.00                          | 15.67                      | 13.97                    | 621.00                 | Yes                                 |                       |
| MW-04S  | 04/18/09 | 634.97           | 636.67        | 620.00        | 610.00        | NP                           | 0.00                          | 17.42                      | 15.72                    | 619.25                 | No                                  |                       |
| MW-04S  | 10/11/09 | 634.97           | 636.67        | 620.00        | 610.00        | NP                           | 0.00                          | 18.36                      | 16.66                    | 618.31                 | No                                  |                       |
| MW-04S  | 04/28/10 | 634.97           | 636.67        | 620.00        | 610.00        | NP                           | 0.00                          | 18.19                      | 16.49                    | 618.48                 | No                                  |                       |
| MW-04S  | 10/25/10 | 634.97           | 636.67        | 620.00        | 610.00        | NP                           | 0.00                          | 16.12                      | 14.42                    | 620.55                 | Yes                                 |                       |
| MW-04S  | 04/25/11 | 634.97           | 636.67        | 620.00        | 610.00        | NP                           | 0.00                          | 17.35                      | 15.65                    | 619.32                 | No                                  |                       |
| MW-04S  | 10/10/11 | 634.97           | 636.67        | 620.00        | 610.00        | NP                           | 0.00                          | 17.32                      | 15.62                    | 619.35                 | No                                  |                       |
| MW-04S  | 01/04/12 | 634.97           | 636.67        | 620.00        | 610.00        | NP                           | 0.00                          | 18.48                      | 16.78                    | 618.19                 | No                                  |                       |
| MW-04S  | 04/16/12 | 634.97           | 636.67        | 620.00        | 610.00        | NP                           | 0.00                          | 18.78                      | 17.08                    | 617.89                 | No                                  |                       |
| MW-04S  | 06/26/12 | 634.97           | 636.67        | 620.00        | 610.00        | NP                           | 0.00                          | 15.52                      | 13.82                    | 621.15                 | Yes                                 |                       |
| MW-04S  | 09/30/12 | 634.97           | 636.67        | 620.00        | 610.00        | NP                           | 0.00                          | 18.55                      | 16.85                    | 618.12                 | No                                  |                       |
| MW-04S  | 12/17/12 | 634.97           | 636.67        | 620.00        | 610.00        | NP                           | 0.00                          | 19.45                      | 17.75                    | 617.22                 | No                                  |                       |
| MW-04S  | 03/25/13 | 634.97           | 636.67        | 620.00        | 610.00        | NP                           | 0.00                          | 19.96                      | 18.26                    | 616.71                 | No                                  |                       |
| MW-04S  | 05/05/13 | 634.97           | 636.67        | 620.00        | 610.00        | NP                           | 0.00                          | 19.19                      | 17.49                    | 617.48                 | No                                  |                       |
| MW-04D  | 06/14/94 | 634.30           | 636.85        | 583.00        | 580.00        | NP                           | 0.00                          | 16.76                      | 14.21                    | 620.09                 | Yes                                 |                       |
| MW-04D  | 07/21/94 | 634.30           | 636.85        | 583.00        | 580.00        | NP                           | 0.00                          | 16.89                      | 14.34                    | 619.96                 | Yes                                 |                       |
| MW-04D  | 08/30/94 | 634.30           | 636.85        | 583.00        | 580.00        | NP                           | 0.00                          | 18.18                      | 15.63                    | 618.67                 | Yes                                 |                       |
| MW-04D  | 10/25/94 | 634.30           | 636.85        | 583.00        | 580.00        | NP                           | 0.00                          | 17.09                      | 14.54                    | 619.76                 | Yes                                 |                       |
| MW-04D  | 10/27/94 | 634.30           | 636.85        | 583.00        | 580.00        | NP                           | 0.00                          | 15.65                      | 13.10                    | 621.20                 | Yes                                 |                       |
| MW-04D  | 02/01/95 | 634.30           | 636.85        | 583.00        | 580.00        | NP                           | 0.00                          | 18.78                      | 16.23                    | 618.07                 | Yes                                 |                       |

**Table 3**  
**Groundwater and LNAPL Gauging Data - Terminal**  
Former Amoco Terminal  
Superior, Wisconsin

| Well ID | Date     | Ground Elevation | TOC Elevation | TOS Elevation | BOS Elevation | Depth to Product (feet BTOC) | Free Product Thickness (feet) | Depth to Water (feet BTOC) | Corrected DTW (feet bgs) | Corrected GW Elevation | Screen Submerged Below Water Table? | Comments/Observations |
|---------|----------|------------------|---------------|---------------|---------------|------------------------------|-------------------------------|----------------------------|--------------------------|------------------------|-------------------------------------|-----------------------|
| MW-04D  | 04/04/95 | 634.30           | 636.85        | 583.00        | 580.00        | NP                           | 0.00                          | 19.41                      | 16.86                    | 617.44                 | Yes                                 |                       |
| MW-04D  | 07/12/95 | 634.30           | 636.85        | 583.00        | 580.00        | NP                           | 0.00                          | 18.33                      | 15.78                    | 618.52                 | Yes                                 |                       |
| MW-04D  | 11/13/95 | 634.30           | 636.85        | 583.00        | 580.00        | NP                           | 0.00                          | 16.90                      | 14.35                    | 619.95                 | Yes                                 |                       |
| MW-04D  | 03/13/96 | 634.30           | 636.85        | 583.00        | 580.00        | 19.08                        | 0.01                          | 19.09                      | 16.53                    | 617.77                 | Yes                                 |                       |
| MW-04D  | 04/22/96 | 634.30           | 636.85        | 583.00        | 580.00        | NP                           | 0.00                          | 17.25                      | 14.70                    | 619.60                 | Yes                                 |                       |
| MW-04D  | 10/08/96 | 634.30           | 636.85        | 583.00        | 580.00        | NP                           | 0.00                          | 16.52                      | 13.97                    | 620.33                 | Yes                                 |                       |
| MW-04D  | 04/29/97 | 634.30           | 636.85        | 583.00        | 580.00        | NP                           | 0.00                          | 15.15                      | 12.60                    | 621.70                 | Yes                                 |                       |
| MW-04D  | 11/03/98 | 634.30           | 636.85        | 583.00        | 580.00        | NP                           | 0.00                          | 19.27                      | 16.72                    | 617.58                 | Yes                                 |                       |
| MW-04D  | 03/02/99 | 634.30           | 636.85        | 583.00        | 580.00        | NP                           | 0.00                          | 19.28                      | 16.73                    | 617.57                 | Yes                                 |                       |
| MW-04D  | 04/26/00 | 634.30           | 636.85        | 583.00        | 580.00        | NP                           | 0.00                          | 18.31                      | 15.76                    | 618.54                 | Yes                                 |                       |
| MW-04D  | 10/10/00 | 634.30           | 636.85        | 583.00        | 580.00        | NP                           | 0.00                          | 19.80                      | 17.25                    | 617.05                 | Yes                                 |                       |
| MW-04D  | 10/23/01 | 634.30           | 636.85        | 583.00        | 580.00        | NP                           | 0.00                          | 19.21                      | 16.66                    | 617.64                 | Yes                                 |                       |
| MW-04D  | 04/23/02 | 634.30           | 636.85        | 583.00        | 580.00        | NP                           | 0.00                          | 19.45                      | 16.90                    | 617.40                 | Yes                                 |                       |
| MW-04D  | 11/05/02 | 634.30           | 636.85        | 583.00        | 580.00        | NP                           | 0.00                          | 17.89                      | 15.34                    | 618.96                 | Yes                                 |                       |
| MW-04D  | 04/17/03 | 634.30           | 636.85        | 583.00        | 580.00        | NP                           | 0.00                          | 20.37                      | 17.82                    | 616.48                 | Yes                                 |                       |
| MW-04D  | 10/20/03 | 634.30           | 636.85        | 583.00        | 580.00        | NP                           | 0.00                          | 20.16                      | 17.61                    | 616.69                 | Yes                                 |                       |
| MW-04D  | 04/19/04 | 634.98           | 636.58        | 583.00        | 580.00        | NP                           | 0.00                          | 20.48                      | 18.88                    | 616.10                 | Yes                                 |                       |
| MW-04D  | 11/16/04 | 634.98           | 636.58        | 583.00        | 580.00        | NP                           | 0.00                          | 18.61                      | 17.01                    | 617.97                 | Yes                                 |                       |
| MW-04D  | 04/18/05 | 634.98           | 636.58        | 583.00        | 580.00        | NP                           | 0.00                          | 19.14                      | 17.54                    | 617.44                 | Yes                                 |                       |
| MW-04D  | 10/11/05 | 634.98           | 636.58        | 583.00        | 580.00        | NP                           | 0.00                          | 18.48                      | 16.88                    | 618.10                 | Yes                                 |                       |
| MW-04D  | 05/23/06 | 634.98           | 636.58        | 583.00        | 580.00        | NP                           | 0.00                          | 17.58                      | 15.98                    | 619.00                 | Yes                                 |                       |
| MW-04D  | 10/16/06 | 634.98           | 636.58        | 583.00        | 580.00        | NP                           | 0.00                          | 19.02                      | 17.42                    | 617.56                 | Yes                                 |                       |
| MW-04D  | 04/23/07 | 634.98           | 636.58        | 583.00        | 580.00        | NP                           | 0.00                          | 18.79                      | 17.19                    | 617.79                 | Yes                                 |                       |
| MW-04D  | 09/25/07 | 634.98           | 636.58        | 583.00        | 580.00        | NP                           | 0.00                          | 19.75                      | 18.15                    | 616.83                 | Yes                                 |                       |
| MW-04D  | 05/01/08 | 634.98           | 636.58        | 583.00        | 580.00        | NP                           | 0.00                          | 18.02                      | 16.42                    | 618.56                 | Yes                                 |                       |
| MW-04D  | 10/20/08 | 634.98           | 636.58        | 583.00        | 580.00        | NP                           | 0.00                          | 16.6                       | 15.00                    | 619.98                 | Yes                                 |                       |
| MW-04D  | 04/18/09 | 634.98           | 636.58        | 583.00        | 580.00        | NP                           | 0.00                          | 18.19                      | 16.59                    | 618.39                 | Yes                                 |                       |
| MW-04D  | 10/11/09 | 634.98           | 636.58        | 583.00        | 580.00        | NP                           | 0.00                          | 18.79                      | 17.19                    | 617.79                 | Yes                                 |                       |
| MW-04D  | 04/28/10 | 634.98           | 636.58        | 583.00        | 580.00        | NP                           | 0.00                          | 18.91                      | 17.31                    | 617.67                 | Yes                                 |                       |
| MW-04D  | 10/25/10 | 634.98           | 636.58        | 583.00        | 580.00        | NP                           | 0.00                          | 16.83                      | 15.23                    | 619.75                 | Yes                                 |                       |
| MW-04D  | 04/25/11 | 634.98           | 636.58        | 583.00        | 580.00        | NP                           | 0.00                          | 18.05                      | 16.45                    | 618.53                 | Yes                                 |                       |
| MW-04D  | 10/10/11 | 634.98           | 636.58        | 583.00        | 580.00        | NP                           | 0.00                          | 17.81                      | 16.21                    | 618.77                 | Yes                                 |                       |
| MW-04D  | 01/04/12 | 634.98           | 636.58        | 583.00        | 580.00        | NP                           | 0.00                          | 18.96                      | 17.36                    | 617.62                 | Yes                                 |                       |
| MW-04D  | 04/16/12 | 634.98           | 636.58        | 583.00        | 580.00        | NP                           | 0.00                          | 19.24                      | 17.64                    | 617.34                 | Yes                                 |                       |
| MW-04D  | 06/26/12 | 634.98           | 636.58        | 583.00        | 580.00        | NP                           | 0.00                          | 16.53                      | 14.93                    | 620.05                 | Yes                                 |                       |
| MW-04D  | 09/30/12 | 634.98           | 636.58        | 583.00        | 580.00        | NP                           | 0.00                          | 18.95                      | 17.35                    | 617.63                 | Yes                                 |                       |
| MW-04D  | 12/17/12 | 634.98           | 636.58        | 583.00        | 580.00        | NP                           | 0.00                          | 18.97                      | 17.37                    | 617.61                 | Yes                                 |                       |
| MW-04D  | 03/25/13 | 634.98           | 636.58        | 583.00        | 580.00        | NP                           | 0.00                          | 19.88                      | 18.28                    | 616.70                 | Yes                                 |                       |

**Table 3**  
**Groundwater and LNAPL Gauging Data - Terminal**  
Former Amoco Terminal  
Superior, Wisconsin

| Well ID | Date     | Ground Elevation | TOC Elevation | TOS Elevation | BOS Elevation | Depth to Product (feet BTOC) | Free Product Thickness (feet) | Depth to Water (feet BTOC) | Corrected DTW (feet bgs) | Corrected GW Elevation | Screen Submerged Below Water Table? | Comments/Observations |
|---------|----------|------------------|---------------|---------------|---------------|------------------------------|-------------------------------|----------------------------|--------------------------|------------------------|-------------------------------------|-----------------------|
| MW-04D  | 05/05/13 | 634.98           | 636.58        | 583.00        | 580.00        | NP                           | 0.00                          | 19.63                      | 18.03                    | 616.95                 | Yes                                 |                       |
| MW-04D  | 10/03/13 | 634.98           | 636.58        | 583.00        | 580.00        | NM                           | NM                            | NM                         | NM                       | NM                     | NM                                  |                       |
| MW-05   | 03/23/88 | 634.40           | 636.94        | 618.50        | 609.50        | NP                           | 0.00                          | 19.45                      | 16.91                    | 617.49                 | No                                  |                       |
| MW-05   | 09/08/88 | 634.40           | 636.94        | 618.50        | 609.50        | NP                           | 0.00                          | 19.50                      | 16.96                    | 617.44                 | No                                  |                       |
| MW-05   | 09/20/88 | 634.40           | 636.94        | 618.50        | 609.50        | NP                           | 0.00                          | 19.50                      | 16.96                    | 617.44                 | No                                  |                       |
| MW-05   | 04/27/89 | 634.40           | 636.94        | 618.50        | 609.50        | NP                           | 0.00                          | 18.81                      | 16.27                    | 618.13                 | No                                  |                       |
| MW-05   | 05/18/89 | 634.40           | 636.94        | 618.50        | 609.50        | NP                           | 0.00                          | 18.06                      | 15.52                    | 618.88                 | Yes                                 |                       |
| MW-05   | 06/30/89 | 634.40           | 636.94        | 618.50        | 609.50        | NP                           | 0.00                          | 18.35                      | 15.81                    | 618.59                 | Yes                                 |                       |
| MW-05   | 07/12/89 | 634.40           | 636.94        | 618.50        | 609.50        | NP                           | 0.00                          | 18.81                      | 16.27                    | 618.13                 | No                                  |                       |
| MW-05   | 07/26/89 | 634.40           | 636.94        | 618.50        | 609.50        | NP                           | 0.00                          | 18.96                      | 16.42                    | 617.98                 | No                                  |                       |
| MW-05   | 07/27/89 | 634.40           | 636.94        | 618.50        | 609.50        | NP                           | 0.00                          | 19.07                      | 16.53                    | 617.87                 | No                                  |                       |
| MW-05   | 09/03/89 | 634.40           | 636.94        | 618.50        | 609.50        | NP                           | 0.00                          | 19.35                      | 16.81                    | 617.59                 | No                                  |                       |
| MW-05   | 11/28/89 | 634.40           | 636.94        | 618.50        | 609.50        | NP                           | 0.00                          | 19.82                      | 17.28                    | 617.12                 | No                                  |                       |
| MW-05   | 06/01/90 | 634.40           | 636.94        | 618.50        | 609.50        | NP                           | 0.00                          | 18.92                      | 16.38                    | 618.02                 | No                                  |                       |
| MW-05   | 06/19/90 | 634.40           | 636.94        | 618.50        | 609.50        | NP                           | 0.00                          | 18.95                      | 16.41                    | 617.99                 | No                                  |                       |
| MW-05   | 06/27/90 | 634.40           | 636.94        | 618.50        | 609.50        | NP                           | 0.00                          | 19.25                      | 16.71                    | 617.69                 | No                                  |                       |
| MW-05   | 07/05/90 | 634.40           | 636.94        | 618.50        | 609.50        | NP                           | 0.00                          | 19.65                      | 17.11                    | 617.29                 | No                                  |                       |
| MW-05   | 07/13/90 | 634.40           | 636.94        | 618.50        | 609.50        | NP                           | 0.00                          | 19.78                      | 17.24                    | 617.16                 | No                                  |                       |
| MW-05   | 07/17/90 | 634.40           | 636.94        | 618.50        | 609.50        | NP                           | 0.00                          | 19.33                      | 16.79                    | 617.61                 | No                                  |                       |
| MW-05   | 07/25/90 | 634.40           | 636.94        | 618.50        | 609.50        | NP                           | 0.00                          | 19.76                      | 17.22                    | 617.18                 | No                                  |                       |
| MW-05   | 08/09/90 | 634.40           | 636.94        | 618.50        | 609.50        | NP                           | 0.00                          | 19.61                      | 17.07                    | 617.33                 | No                                  |                       |
| MW-05   | 08/14/90 | 634.40           | 636.94        | 618.50        | 609.50        | NP                           | 0.00                          | 19.63                      | 17.09                    | 617.31                 | No                                  |                       |
| MW-05   | 08/27/90 | 634.40           | 636.94        | 618.50        | 609.50        | NP                           | 0.00                          | 19.40                      | 16.86                    | 617.54                 | No                                  |                       |
| MW-05   | 09/06/90 | 634.40           | 636.94        | 618.50        | 609.50        | NP                           | 0.00                          | 21.34                      | 18.80                    | 615.60                 | No                                  |                       |
| MW-05   | 01/04/91 | 634.40           | 636.94        | 618.50        | 609.50        | NP                           | 0.00                          | 18.60                      | 16.06                    | 618.34                 | No                                  |                       |
| MW-05   | 01/30/91 | 634.40           | 636.94        | 618.50        | 609.50        | NP                           | 0.00                          | 19.20                      | 16.66                    | 617.74                 | No                                  |                       |
| MW-05   | 04/24/91 | 634.40           | 636.94        | 618.50        | 609.50        | NP                           | 0.00                          | 18.91                      | 16.37                    | 618.03                 | No                                  |                       |
| MW-05   | 07/09/91 | 634.40           | 636.94        | 618.50        | 609.50        | NP                           | 0.00                          | 16.74                      | 14.20                    | 620.20                 | Yes                                 |                       |
| MW-05   | 10/08/91 | 634.40           | 636.94        | 618.50        | 609.50        | NP                           | 0.00                          | 15.61                      | 13.07                    | 621.33                 | Yes                                 |                       |
| MW-05   | 01/07/92 | 634.40           | 636.94        | 618.50        | 609.50        | NP                           | 0.00                          | 15.74                      | 13.20                    | 621.20                 | Yes                                 |                       |
| MW-05   | 10/14/92 | 634.40           | 636.94        | 618.50        | 609.50        | NP                           | 0.00                          | 16.06                      | 13.52                    | 620.88                 | Yes                                 |                       |
| MW-05   | 01/29/94 | 634.40           | 636.94        | 618.50        | 609.50        | NP                           | 0.00                          | 17.38                      | 14.84                    | 619.56                 | Yes                                 |                       |
| MW-05   | 04/27/94 | 634.40           | 636.94        | 618.50        | 609.50        | NP                           | 0.00                          | 16.69                      | 14.15                    | 620.25                 | Yes                                 |                       |
| MW-05   | 07/21/94 | 634.40           | 636.94        | 618.50        | 609.50        | NP                           | 0.00                          | 15.80                      | 13.26                    | 621.14                 | Yes                                 |                       |
| MW-05   | 10/25/94 | 634.40           | 636.94        | 618.50        | 609.50        | NP                           | 0.00                          | 16.23                      | 13.69                    | 620.71                 | Yes                                 |                       |
| MW-05   | 10/27/94 | 634.40           | 636.94        | 618.50        | 609.50        | NP                           | 0.00                          | 15.82                      | 13.28                    | 621.12                 | Yes                                 |                       |
| MW-05   | 11/02/94 | 634.40           | 636.94        | 618.50        | 609.50        | 18.96                        | 1.88                          | 20.84                      | 16.84                    | 617.56                 | No                                  |                       |

**Table 3**  
**Groundwater and LNAPL Gauging Data - Terminal**  
Former Amoco Terminal  
Superior, Wisconsin

| Well ID | Date     | Ground Elevation | TOC Elevation | TOS Elevation | BOS Elevation | Depth to Product (feet BTOC) | Free Product Thickness (feet) | Depth to Water (feet BTOC) | Corrected DTW (feet bgs) | Corrected GW Elevation | Screen Submerged Below Water Table? | Comments/Observations |
|---------|----------|------------------|---------------|---------------|---------------|------------------------------|-------------------------------|----------------------------|--------------------------|------------------------|-------------------------------------|-----------------------|
| MW-05   | 02/01/95 | 634.40           | 636.94        | 618.50        | 609.50        | NP                           | 0.00                          | 18.01                      | 15.47                    | 618.93                 | Yes                                 |                       |
| MW-05   | 04/04/95 | 634.40           | 636.94        | 618.50        | 609.50        | NP                           | 0.00                          | 18.78                      | 16.24                    | 618.16                 | No                                  |                       |
| MW-05   | 07/12/95 | 634.40           | 636.94        | 618.50        | 609.50        | NP                           | 0.00                          | 17.30                      | 14.76                    | 619.64                 | Yes                                 |                       |
| MW-05   | 11/13/95 | 634.40           | 636.94        | 618.50        | 609.50        | NP                           | 0.00                          | 15.88                      | 13.34                    | 621.06                 | Yes                                 |                       |
| MW-05   | 03/13/96 | 634.40           | 636.94        | 618.50        | 609.50        | NP                           | 0.00                          | 17.92                      | 15.38                    | 619.02                 | Yes                                 |                       |
| MW-05   | 10/08/96 | 634.40           | 636.94        | 618.50        | 609.50        | NP                           | 0.00                          | 15.28                      | 12.74                    | 621.66                 | Yes                                 |                       |
| MW-05   | 04/29/97 | 634.40           | 636.94        | 618.50        | 609.50        | NP                           | 0.00                          | 13.82                      | 11.28                    | 623.12                 | Yes                                 |                       |
| MW-05   | 11/03/98 | 634.40           | 636.94        | 618.50        | 609.50        | NP                           | 0.00                          | 14.34                      | 11.80                    | 622.60                 | Yes                                 |                       |
| MW-05   | 03/02/99 | 634.40           | 637.94        | 618.50        | 609.50        | NP                           | 0.00                          | 18.46                      | 14.92                    | 619.48                 | Yes                                 |                       |
| MW-05   | 04/26/00 | 634.40           | 637.94        | 618.50        | 609.50        | NP                           | 0.00                          | 17.39                      | 13.85                    | 620.55                 | Yes                                 |                       |
| MW-05   | 08/18/00 | 634.40           | 637.94        | 618.50        | 609.50        | NP                           | 0.00                          | 17.94                      | 14.40                    | 620.00                 | Yes                                 |                       |
| MW-05   | 10/10/00 | 634.40           | 637.94        | 618.50        | 609.50        | NP                           | 0.00                          | 18.29                      | 14.75                    | 619.65                 | Yes                                 |                       |
| MW-05   | 04/24/01 | 634.40           | 637.94        | 618.50        | 609.50        | NP                           | 0.00                          | 18.17                      | 14.63                    | 619.77                 | Yes                                 |                       |
| MW-05   | 10/23/01 | 634.40           | 637.94        | 618.50        | 609.50        | NP                           | 0.00                          | 19.08                      | 15.54                    | 618.86                 | Yes                                 |                       |
| MW-05   | 04/23/02 | 634.40           | 637.94        | 618.50        | 609.50        | NP                           | 0.00                          | 18.83                      | 15.29                    | 619.11                 | Yes                                 |                       |
| MW-05   | 11/05/02 | 634.40           | 637.94        | 618.50        | 609.50        | NP                           | 0.00                          | 17.23                      | 13.69                    | 620.71                 | Yes                                 |                       |
| MW-05   | 08/28/03 |                  |               |               |               |                              | <b>Abandoned</b>              |                            |                          |                        |                                     |                       |
| MW-06   | 03/23/88 | 635.50           | 637.97        | 620.30        | 611.30        | NP                           | 0.00                          | 21.34                      | 18.87                    | 616.63                 | No                                  |                       |
| MW-06   | 09/08/88 | 635.50           | 637.97        | 620.30        | 611.30        | NP                           | 0.00                          | 21.61                      | 19.14                    | 616.36                 | No                                  |                       |
| MW-06   | 09/20/88 | 635.50           | 637.97        | 620.30        | 611.30        | NP                           | 0.00                          | 21.97                      | 19.50                    | 616.00                 | No                                  |                       |
| MW-06   | 04/27/89 | 635.50           | 637.97        | 620.30        | 611.30        | NP                           | 0.00                          | 21.61                      | 19.14                    | 616.36                 | No                                  |                       |
| MW-06   | 05/18/89 | 635.50           | 637.97        | 620.30        | 611.30        | NP                           | 0.00                          | 21.21                      | 18.74                    | 616.76                 | No                                  |                       |
| MW-06   | 06/30/89 | 635.50           | 637.97        | 620.30        | 611.30        | NP                           | 0.00                          | 20.90                      | 18.43                    | 617.07                 | No                                  |                       |
| MW-06   | 07/12/89 | 635.50           | 637.97        | 620.30        | 611.30        | NP                           | 0.00                          | 21.00                      | 18.53                    | 616.97                 | No                                  |                       |
| MW-06   | 07/26/89 | 635.50           | 637.97        | 620.30        | 611.30        | NP                           | 0.00                          | 20.97                      | 18.50                    | 617.00                 | No                                  |                       |
| MW-06   | 07/27/89 | 635.50           | 637.97        | 620.30        | 611.30        | NP                           | 0.00                          | 21.07                      | 18.60                    | 616.90                 | No                                  |                       |
| MW-06   | 09/03/89 | 635.50           | 637.97        | 620.30        | 611.30        | NP                           | 0.00                          | 21.34                      | 18.87                    | 616.63                 | No                                  |                       |
| MW-06   | 11/16/89 | 635.50           | 637.97        | 620.30        | 611.30        | NP                           | 0.00                          | 21.42                      | 18.95                    | 616.55                 | No                                  |                       |
| MW-06   | 11/28/89 | 635.50           | 637.97        | 620.30        | 611.30        | NP                           | 0.00                          | 21.54                      | 19.07                    | 616.43                 | No                                  |                       |
| MW-06   | 06/01/90 | 635.50           | 637.97        | 620.30        | 611.30        | NP                           | 0.00                          | 21.61                      | 19.14                    | 616.36                 | No                                  |                       |
| MW-06   | 06/19/90 | 635.50           | 637.97        | 620.30        | 611.30        | NP                           | 0.00                          | 21.51                      | 19.04                    | 616.46                 | No                                  |                       |
| MW-06   | 06/27/90 | 635.50           | 637.97        | 620.30        | 611.30        | NP                           | 0.00                          | 21.60                      | 19.13                    | 616.37                 | No                                  |                       |
| MW-06   | 07/05/90 | 635.50           | 637.97        | 620.30        | 611.30        | NP                           | 0.00                          | 21.71                      | 19.24                    | 616.26                 | No                                  |                       |
| MW-06   | 07/13/90 | 635.50           | 637.97        | 620.30        | 611.30        | NP                           | 0.00                          | 21.68                      | 19.21                    | 616.29                 | No                                  |                       |
| MW-06   | 07/17/90 | 635.50           | 637.97        | 620.30        | 611.30        | NP                           | 0.00                          | 21.43                      | 18.96                    | 616.54                 | No                                  |                       |
| MW-06   | 07/25/90 | 635.50           | 637.97        | 620.30        | 611.30        | NP                           | 0.00                          | 21.61                      | 19.14                    | 616.36                 | No                                  |                       |
| MW-06   | 08/09/90 | 635.50           | 637.97        | 620.30        | 611.30        | NP                           | 0.00                          | 21.56                      | 19.09                    | 616.41                 | No                                  |                       |

**Table 3**  
**Groundwater and LNAPL Gauging Data - Terminal**  
Former Amoco Terminal  
Superior, Wisconsin

| Well ID | Date     | Ground Elevation | TOC Elevation | TOS Elevation | BOS Elevation | Depth to Product (feet BTOC) | Free Product Thickness (feet) | Depth to Water (feet BTOC) | Corrected DTW (feet bgs) | Corrected GW Elevation | Screen Submerged Below Water Table? | Comments/Observations |
|---------|----------|------------------|---------------|---------------|---------------|------------------------------|-------------------------------|----------------------------|--------------------------|------------------------|-------------------------------------|-----------------------|
| MW-06   | 08/14/90 | 635.50           | 637.97        | 620.30        | 611.30        | NP                           | 0.00                          | 21.54                      | 19.07                    | 616.43                 | No                                  |                       |
| MW-06   | 08/27/90 | 635.50           | 637.97        | 620.30        | 611.30        | NP                           | 0.00                          | 21.42                      | 18.95                    | 616.55                 | No                                  |                       |
| MW-06   | 09/06/90 | 635.50           | 637.97        | 620.30        | 611.30        | NP                           | 0.00                          | 21.57                      | 19.10                    | 616.40                 | No                                  |                       |
| MW-06   | 01/04/91 | 635.50           | 637.97        | 620.30        | 611.30        | NP                           | 0.00                          | 20.81                      | 18.34                    | 617.16                 | No                                  |                       |
| MW-06   | 01/30/91 | 635.50           | 637.97        | 620.30        | 611.30        | NP                           | 0.00                          | 21.00                      | 18.53                    | 616.97                 | No                                  |                       |
| MW-06   | 04/24/91 | 635.50           | 637.97        | 620.30        | 611.30        | NP                           | 0.00                          | 21.65                      | 19.18                    | 616.32                 | No                                  |                       |
| MW-06   | 07/09/91 | 635.50           | 637.97        | 620.30        | 611.30        | NP                           | 0.00                          | 20.20                      | 17.73                    | 617.77                 | No                                  |                       |
| MW-06   | 10/08/91 | 635.50           | 637.97        | 620.30        | 611.30        | NP                           | 0.00                          | 18.69                      | 16.22                    | 619.28                 | No                                  |                       |
| MW-06   | 01/07/92 | 635.50           | 637.97        | 620.30        | 611.30        | NP                           | 0.00                          | 18.68                      | 16.21                    | 619.29                 | No                                  |                       |
| MW-06   | 10/14/92 | 635.50           | 637.97        | 620.30        | 611.30        | NP                           | 0.00                          | 18.71                      | 16.24                    | 619.26                 | No                                  |                       |
| MW-06   | 06/25/93 | 635.50           | 637.97        | 620.30        | 611.30        | NP                           | 0.00                          | 17.65                      | 15.18                    | 620.32                 | Yes                                 |                       |
| MW-06   | 10/28/93 | 635.50           | 637.97        | 620.30        | 611.30        | NP                           | 0.00                          | 18.57                      | 16.10                    | 619.40                 | No                                  |                       |
| MW-06   | 01/29/94 | 635.50           | 637.97        | 620.30        | 611.30        | NP                           | 0.00                          | 19.52                      | 17.05                    | 618.45                 | No                                  |                       |
| MW-06   | 04/27/94 | 635.50           | 637.97        | 620.30        | 611.30        | NP                           | 0.00                          | 19.92                      | 17.45                    | 618.05                 | No                                  |                       |
| MW-06   | 07/21/94 | 635.50           | 637.97        | 620.30        | 611.30        | NP                           | 0.00                          | 18.56                      | 16.09                    | 619.41                 | No                                  |                       |
| MW-06   | 10/25/94 | 635.50           | 637.97        | 620.30        | 611.30        | NP                           | 0.00                          | 19.13                      | 16.66                    | 618.84                 | No                                  |                       |
| MW-06   | 10/27/94 | 635.50           | 637.97        | 620.30        | 611.30        | NP                           | 0.00                          | 18.44                      | 15.97                    | 619.53                 | No                                  |                       |
| MW-06   | 11/02/94 | 635.50           | 637.97        | 620.30        | 611.30        | 18.42                        | 1.43                          | 19.85                      | 16.27                    | 619.23                 | No                                  |                       |
| MW-06   | 02/01/95 | 635.50           | 637.97        | 620.30        | 611.30        | NP                           | 0.00                          | 19.90                      | 17.43                    | 618.07                 | No                                  |                       |
| MW-06   | 04/04/95 | 635.50           | 637.97        | 620.30        | 611.30        | NP                           | 0.00                          | 20.61                      | 18.14                    | 617.36                 | No                                  |                       |
| MW-06   | 07/12/95 | 635.50           | 637.97        | 620.30        | 611.30        | NP                           | 0.00                          | 19.83                      | 17.36                    | 618.14                 | No                                  |                       |
| MW-06   | 11/13/95 | 635.50           | 637.97        | 620.30        | 611.30        | NP                           | 0.00                          | 19.25                      | 16.78                    | 618.72                 | No                                  |                       |
| MW-06   | 03/13/96 | 635.50           | 637.97        | 620.30        | 611.30        | NP                           | 0.00                          | 20.10                      | 17.63                    | 617.87                 | No                                  |                       |
| MW-06   | 04/22/96 | 635.50           | 637.97        | 620.30        | 611.30        | NP                           | 0.00                          | 19.72                      | 17.25                    | 618.25                 | No                                  |                       |
| MW-06   | 10/08/96 | 635.50           | 637.97        | 620.30        | 611.30        | NP                           | 0.00                          | 18.11                      | 15.64                    | 619.86                 | No                                  |                       |
| MW-06   | 04/29/97 | 635.50           | 637.97        | 620.30        | 611.30        | NP                           | 0.00                          | 17.52                      | 15.05                    | 620.45                 | Yes                                 |                       |
| MW-06   | 11/03/98 | 635.50           | 637.97        | 620.30        | 611.30        | NP                           | 0.00                          | 20.64                      | 18.17                    | 617.33                 | No                                  |                       |
| MW-06   | 03/02/99 | 635.50           | 637.97        | 620.30        | 611.30        | NP                           | 0.00                          | 20.60                      | 18.13                    | 617.37                 | No                                  |                       |
| MW-06   | 04/26/00 | 635.50           | 637.97        | 620.30        | 611.30        | NP                           | 0.00                          | 20.02                      | 17.55                    | 617.95                 | No                                  |                       |
| MW-06   | 10/10/00 | 635.50           | 637.97        | 620.30        | 611.30        | NP                           | 0.00                          | 20.33                      | 17.86                    | 617.64                 | No                                  |                       |
| MW-06   | 04/24/01 | 635.50           | 637.97        | 620.30        | 611.30        | NP                           | 0.00                          | 20.83                      | 18.36                    | 617.14                 | No                                  |                       |
| MW-06   | 10/23/01 | 635.50           | 637.97        | 620.30        | 611.30        | NP                           | 0.00                          | 20.43                      | 17.96                    | 617.54                 | No                                  |                       |
| MW-06   | 04/23/02 | 635.50           | 637.97        | 620.30        | 611.30        | NP                           | 0.00                          | 21.43                      | 18.96                    | 616.54                 | No                                  |                       |
| MW-06   | 11/05/02 | 635.50           | 637.97        | 620.30        | 611.30        | NP                           | 0.00                          | 21.15                      | 18.68                    | 616.82                 | No                                  |                       |
| MW-06   | 04/17/03 | 635.50           | 637.97        | 620.30        | 611.30        | NP                           | 0.00                          | 20.56                      | 18.09                    | 617.41                 | No                                  |                       |
| MW-06   | 10/20/03 | 635.50           | 637.97        | 620.30        | 611.30        | NP                           | 0.00                          | 21.56                      | 19.09                    | 616.41                 | No                                  |                       |
| MW-06   | 04/19/04 | 635.32           | 637.70        | 620.30        | 611.30        | NP                           | 0.00                          | 22.22                      | 19.84                    | 615.48                 | No                                  |                       |
| MW-06   | 11/16/04 | 635.32           | 637.70        | 620.30        | 611.30        | NP                           | 0.00                          | 20.75                      | 18.37                    | 616.95                 | No                                  |                       |

**Table 3**  
**Groundwater and LNAPL Gauging Data - Terminal**  
Former Amoco Terminal  
Superior, Wisconsin

| Well ID | Date     | Ground Elevation | TOC Elevation | TOS Elevation | BOS Elevation | Depth to Product (feet BTOC) | Free Product Thickness (feet) | Depth to Water (feet BTOC) | Corrected DTW (feet bgs) | Corrected GW Elevation | Screen Submerged Below Water Table? | Comments/Observations |
|---------|----------|------------------|---------------|---------------|---------------|------------------------------|-------------------------------|----------------------------|--------------------------|------------------------|-------------------------------------|-----------------------|
| MW-06   | 04/18/05 | 635.32           | 637.70        | 620.30        | 611.30        | NP                           | 0.00                          | 20.95                      | 18.57                    | 616.75                 | No                                  |                       |
| MW-06   | 10/11/05 | 635.32           | 637.70        | 620.30        | 611.30        | NP                           | 0.00                          | 20.52                      | 18.14                    | 617.18                 | No                                  |                       |
| MW-06   | 05/23/06 | 635.32           | 637.70        | 620.30        | 611.30        | NP                           | 0.00                          | 19.95                      | 17.57                    | 617.75                 | No                                  |                       |
| MW-06   | 10/16/06 | 635.32           | 637.70        | 620.30        | 611.30        | NP                           | 0.00                          | 20.43                      | 18.05                    | 617.27                 | No                                  |                       |
| MW-06   | 04/23/07 | 635.32           | 637.70        | 620.30        | 611.30        | NP                           | 0.00                          | 21.11                      | 18.73                    | 616.59                 | No                                  | Well bent             |
| MW-06   | 09/25/07 | 635.32           | 637.70        | 620.30        | 611.30        | NP                           | 0.00                          | 21.08                      | 18.70                    | 616.62                 | No                                  |                       |
| MW-06   | 05/01/08 | 635.32           | 637.70        | 620.30        | 611.30        | NP                           | 0.00                          | 20.08                      | 17.70                    | 617.62                 | No                                  |                       |
| MW-06   | 10/20/08 | 635.32           | 637.70        | 620.30        | 611.30        | NP                           | 0.00                          | 19.05                      | 16.67                    | 618.65                 | No                                  |                       |
| MW-06   | 04/18/09 | 635.32           | 637.70        | 620.30        | 611.30        | NP                           | 0.00                          | 19.67                      | 17.29                    | 618.03                 | No                                  |                       |
| MW-06   | 07/29/09 |                  |               |               |               |                              | <b>Abandoned</b>              |                            |                          |                        |                                     |                       |
| MW-06R  | 07/29/09 | 637.12           | 639.04        | 623.12        | 613.12        |                              |                               |                            |                          |                        |                                     |                       |
| MW-06R  | 10/11/09 | 637.12           | 639.04        | 623.12        | 613.12        | NP                           | 0.00                          | 21.33                      | 19.41                    | 617.71                 | No                                  |                       |
| MW-06R  | 04/28/10 | 637.12           | 639.04        | 623.12        | 613.12        | NP                           | 0.00                          | 21.22                      | 19.30                    | 617.82                 | No                                  |                       |
| MW-06R  | 10/25/10 | 637.12           | 639.04        | 623.12        | 613.12        | NP                           | 0.00                          | 19.43                      | 17.51                    | 619.61                 | No                                  |                       |
| MW-06R  | 04/25/11 | 637.12           | 639.04        | 623.12        | 613.12        | NP                           | 0.00                          | 20.56                      | 18.64                    | 618.48                 | No                                  |                       |
| MW-06R  | 10/10/11 | 637.12           | 639.04        | 623.12        | 613.12        | NP                           | 0.00                          | 19.94                      | 18.02                    | 619.10                 | No                                  |                       |
| MW-06R  | 01/04/12 | 637.12           | 639.04        | 623.12        | 613.12        | NP                           | 0.00                          | 20.94                      | 19.02                    | 618.10                 | No                                  |                       |
| MW-06R  | 04/16/12 | 637.12           | 639.04        | 623.12        | 613.12        | NP                           | 0.00                          | 21.74                      | 19.82                    | 617.30                 | No                                  |                       |
| MW-06R  | 06/26/12 | 637.12           | 639.04        | 623.12        | 613.12        | NP                           | 0.00                          | 20.02                      | 18.10                    | 619.02                 | No                                  |                       |
| MW-06R  | 09/30/12 | 637.12           | 639.04        | 623.12        | 613.12        | NP                           | 0.00                          | 21.03                      | 19.11                    | 618.01                 | No                                  |                       |
| MW-06R  | 12/17/12 | 637.12           | 639.04        | 623.12        | 613.12        | NP                           | 0.00                          | 21.58                      | 19.66                    | 617.46                 | No                                  |                       |
| MW-06R  | 03/25/13 | 637.12           | 639.04        | 623.12        | 613.12        | NP                           | 0.00                          | 22.25                      | 20.33                    | 616.79                 | No                                  |                       |
| MW-06R  | 05/05/13 | 637.12           | 639.04        | 623.12        | 613.12        | NP                           | 0.00                          | 21.99                      | 20.07                    | 617.05                 | No                                  |                       |
| MW-07   | 03/23/88 | 634.40           | 637.04        | 619.00        | 610.00        | NP                           | 0.00                          | 21.28                      | 18.64                    | 615.76                 | No                                  |                       |
| MW-07   | 09/08/88 | 634.40           | 637.04        | 619.00        | 610.00        | NP                           | 0.00                          | 21.54                      | 18.90                    | 615.50                 | No                                  |                       |
| MW-07   | 09/20/88 | 634.40           | 637.04        | 619.00        | 610.00        | NP                           | 0.00                          | 21.70                      | 19.06                    | 615.34                 | No                                  |                       |
| MW-07   | 04/27/89 | 634.40           | 637.04        | 619.00        | 610.00        | NP                           | 0.00                          | 21.61                      | 18.97                    | 615.43                 | No                                  |                       |
| MW-07   | 05/18/89 | 634.40           | 637.04        | 619.00        | 610.00        | NP                           | 0.00                          | 21.36                      | 18.72                    | 615.68                 | No                                  |                       |
| MW-07   | 06/30/89 | 634.40           | 637.04        | 619.00        | 610.00        | NP                           | 0.00                          | 20.98                      | 18.34                    | 616.06                 | No                                  |                       |
| MW-07   | 07/12/89 | 634.40           | 637.04        | 619.00        | 610.00        | NP                           | 0.00                          | 21.03                      | 18.39                    | 616.01                 | No                                  |                       |
| MW-07   | 07/26/89 | 634.40           | 637.04        | 619.00        | 610.00        | NP                           | 0.00                          | 21.00                      | 18.36                    | 616.04                 | No                                  |                       |
| MW-07   | 07/27/89 | 634.40           | 637.04        | 619.00        | 610.00        | NP                           | 0.00                          | 21.08                      | 18.44                    | 615.96                 | No                                  |                       |
| MW-07   | 09/03/89 | 634.40           | 637.04        | 619.00        | 610.00        | NP                           | 0.00                          | 21.17                      | 18.53                    | 615.87                 | No                                  |                       |
| MW-07   | 11/16/89 | 634.40           | 637.04        | 619.00        | 610.00        | NP                           | 0.00                          | 21.27                      | 18.63                    | 615.77                 | No                                  |                       |
| MW-07   | 11/28/89 | 634.40           | 637.04        | 619.00        | 610.00        | NP                           | 0.00                          | 21.31                      | 18.67                    | 615.73                 | No                                  |                       |
| MW-07   | 06/01/90 | 634.40           | 637.04        | 619.00        | 610.00        | NP                           | 0.00                          | 21.68                      | 19.04                    | 615.36                 | No                                  |                       |

**Table 3**  
**Groundwater and LNAPL Gauging Data - Terminal**  
Former Amoco Terminal  
Superior, Wisconsin

| Well ID | Date     | Ground Elevation | TOC Elevation | TOS Elevation | BOS Elevation | Depth to Product (feet BTOC) | Free Product Thickness (feet) | Depth to Water (feet BTOC) | Corrected DTW (feet bgs) | Corrected GW Elevation | Screen Submerged Below Water Table? | Comments/Observations |
|---------|----------|------------------|---------------|---------------|---------------|------------------------------|-------------------------------|----------------------------|--------------------------|------------------------|-------------------------------------|-----------------------|
| MW-07   | 06/19/90 | 634.40           | 637.04        | 619.00        | 610.00        | NP                           | 0.00                          | 21.50                      | 18.86                    | 615.54                 | No                                  |                       |
| MW-07   | 06/27/90 | 634.40           | 637.04        | 619.00        | 610.00        | NP                           | 0.00                          | 21.47                      | 18.83                    | 615.57                 | No                                  |                       |
| MW-07   | 07/05/90 | 634.40           | 637.04        | 619.00        | 610.00        | NP                           | 0.00                          | 21.46                      | 18.82                    | 615.58                 | No                                  |                       |
| MW-07   | 07/13/90 | 634.40           | 637.04        | 619.00        | 610.00        | NP                           | 0.00                          | 21.49                      | 18.85                    | 615.55                 | No                                  |                       |
| MW-07   | 07/17/90 | 634.40           | 637.04        | 619.00        | 610.00        | NP                           | 0.00                          | 21.37                      | 18.73                    | 615.67                 | No                                  |                       |
| MW-07   | 07/25/90 | 634.40           | 637.04        | 619.00        | 610.00        | NP                           | 0.00                          | 21.36                      | 18.72                    | 615.68                 | No                                  |                       |
| MW-07   | 08/09/90 | 634.40           | 637.04        | 619.00        | 610.00        | NP                           | 0.00                          | 21.34                      | 18.70                    | 615.70                 | No                                  |                       |
| MW-07   | 08/14/90 | 634.40           | 637.04        | 619.00        | 610.00        | NP                           | 0.00                          | 21.38                      | 18.74                    | 615.66                 | No                                  |                       |
| MW-07   | 08/27/90 | 634.40           | 637.04        | 619.00        | 610.00        | NP                           | 0.00                          | 21.34                      | 18.70                    | 615.70                 | No                                  |                       |
| MW-07   | 09/06/90 | 634.40           | 637.04        | 619.00        | 610.00        | NP                           | 0.00                          | 21.30                      | 18.66                    | 615.74                 | No                                  |                       |
| MW-07   | 01/04/91 | 634.40           | 637.04        | 619.00        | 610.00        | NP                           | 0.00                          | 20.89                      | 18.25                    | 616.15                 | No                                  |                       |
| MW-07   | 01/30/91 | 634.40           | 637.04        | 619.00        | 610.00        | NP                           | 0.00                          | 20.98                      | 18.34                    | 616.06                 | No                                  |                       |
| MW-07   | 04/24/91 | 634.40           | 637.04        | 619.00        | 610.00        | NP                           | 0.00                          | 21.43                      | 18.79                    | 615.61                 | No                                  |                       |
| MW-07   | 07/09/91 | 634.40           | 637.04        | 619.00        | 610.00        | NP                           | 0.00                          | 20.19                      | 17.55                    | 616.85                 | No                                  |                       |
| MW-07   | 08/06/91 | 634.40           | 637.04        | 619.00        | 610.00        | NP                           | 0.00                          | 19.83                      | 17.19                    | 617.21                 | No                                  |                       |
| MW-07   | 09/04/91 | 634.40           | 637.04        | 619.00        | 610.00        | NP                           | 0.00                          | 19.94                      | 17.30                    | 617.10                 | No                                  |                       |
| MW-07   | 10/08/91 | 634.40           | 637.04        | 619.00        | 610.00        | NP                           | 0.00                          | 19.60                      | 16.96                    | 617.44                 | No                                  |                       |
| MW-07   | 11/08/91 | 634.40           | 637.04        | 619.00        | 610.00        | NP                           | 0.00                          | 19.37                      | 16.73                    | 617.67                 | No                                  |                       |
| MW-07   | 12/03/91 | 634.40           | 637.04        | 619.00        | 610.00        | NP                           | 0.00                          | 19.32                      | 16.68                    | 617.72                 | No                                  |                       |
| MW-07   | 01/07/92 | 634.40           | 637.04        | 619.00        | 610.00        | NP                           | 0.00                          | 19.30                      | 16.66                    | 617.74                 | No                                  |                       |
| MW-07   | 02/04/92 | 634.40           | 637.04        | 619.00        | 610.00        | NP                           | 0.00                          | 19.51                      | 16.87                    | 617.53                 | No                                  |                       |
| MW-07   | 03/03/92 | 634.40           | 637.04        | 619.00        | 610.00        | NP                           | 0.00                          | 19.76                      | 17.12                    | 617.28                 | No                                  |                       |
| MW-07   | 09/24/92 | 634.40           | 637.04        | 619.00        | 610.00        | NP                           | 0.00                          | 16.47                      | 13.83                    | 620.57                 | Yes                                 |                       |
| MW-07   | 10/14/92 | 634.40           | 637.04        | 619.00        | 610.00        | NP                           | 0.00                          | 19.17                      | 16.53                    | 617.87                 | No                                  |                       |
| MW-07   | 06/25/93 | 634.40           | 637.04        | 619.00        | 610.00        | NP                           | 0.00                          | 17.54                      | 14.90                    | 619.50                 | Yes                                 |                       |
| MW-07   | 10/28/93 | 634.40           | 637.04        | 619.00        | 610.00        | NP                           | 0.00                          | 19.16                      | 16.52                    | 617.88                 | No                                  |                       |
| MW-07   | 01/29/94 | 634.40           | 637.04        | 619.00        | 610.00        | NP                           | 0.00                          | 19.77                      | 17.13                    | 617.27                 | No                                  |                       |
| MW-07   | 04/27/94 | 634.40           | 637.04        | 619.00        | 610.00        | NP                           | 0.00                          | 20.43                      | 17.79                    | 616.61                 | No                                  |                       |
| MW-07   | 07/21/94 | 634.40           | 637.04        | 619.00        | 610.00        | NP                           | 0.00                          | 19.36                      | 16.72                    | 617.68                 | No                                  |                       |
| MW-07   | 10/25/94 | 634.40           | 637.04        | 619.00        | 610.00        | NP                           | 0.00                          | 19.68                      | 17.04                    | 617.36                 | No                                  |                       |
| MW-07   | 10/27/94 | 634.40           | 637.04        | 619.00        | 610.00        | NP                           | 0.00                          | 19.16                      | 16.52                    | 617.88                 | No                                  |                       |
| MW-07   | 11/02/94 | 634.40           | 637.04        | 619.00        | 610.00        | NP                           | 0.00                          | 17.10                      | 14.46                    | 619.94                 | Yes                                 |                       |
| MW-07   | 02/01/95 | 634.40           | 637.04        | 619.00        | 610.00        | NP                           | 0.00                          | 20.24                      | 17.60                    | 616.80                 | No                                  |                       |
| MW-07   | 04/04/95 | 634.40           | 637.04        | 619.00        | 610.00        | NP                           | 0.00                          | 20.62                      | 17.98                    | 616.42                 | No                                  |                       |
| MW-07   | 07/12/95 | 634.40           | 637.04        | 619.00        | 610.00        | NP                           | 0.00                          | 20.36                      | 17.72                    | 616.68                 | No                                  |                       |
| MW-07   | 11/13/95 | 634.40           | 637.04        | 619.00        | 610.00        | NP                           | 0.00                          | 20.01                      | 17.37                    | 617.03                 | No                                  |                       |
| MW-07   | 03/13/96 | 634.40           | 637.04        | 619.00        | 610.00        | NP                           | 0.00                          | 20.60                      | 17.96                    | 616.44                 | No                                  |                       |
| MW-07   | 04/22/96 | 634.40           | 637.04        | 619.00        | 610.00        | NP                           | 0.00                          | 20.47                      | 17.83                    | 616.57                 | No                                  |                       |

**Table 3**  
**Groundwater and LNAPL Gauging Data - Terminal**  
Former Amoco Terminal  
Superior, Wisconsin

| Well ID | Date     | Ground Elevation | TOC Elevation | TOS Elevation | BOS Elevation | Depth to Product (feet BTOC) | Free Product Thickness (feet) | Depth to Water (feet BTOC) | Corrected DTW (feet bgs) | Corrected GW Elevation | Screen Submerged Below Water Table? | Comments/Observations |
|---------|----------|------------------|---------------|---------------|---------------|------------------------------|-------------------------------|----------------------------|--------------------------|------------------------|-------------------------------------|-----------------------|
| MW-07   | 10/08/96 | 634.40           | 637.04        | 619.00        | 610.00        | NP                           | 0.00                          | 18.96                      | 16.32                    | 618.08                 | No                                  |                       |
| MW-07   | 04/29/97 | 634.40           | 637.04        | 619.00        | 610.00        | NP                           | 0.00                          | 18.75                      | 16.11                    | 618.29                 | No                                  |                       |
| MW-07   | 11/03/98 | 634.40           | 637.04        | 619.00        | 610.00        | NP                           | 0.00                          | 20.85                      | 18.21                    | 616.19                 | No                                  |                       |
| MW-07   | 03/02/99 | 634.40           | 637.04        | 619.00        | 610.00        | NP                           | 0.00                          | 20.90                      | 18.26                    | 616.14                 | No                                  |                       |
| MW-07   | 04/26/00 | 634.40           | 637.04        | 619.00        | 610.00        | NP                           | 0.00                          | 20.37                      | 17.73                    | 616.67                 | No                                  |                       |
| MW-07   | 10/10/00 | 634.40           | 637.04        | 619.00        | 610.00        | NP                           | 0.00                          | 19.68                      | 17.04                    | 617.36                 | No                                  |                       |
| MW-07   | 04/24/01 | 634.40           | 637.04        | 619.00        | 610.00        | NP                           | 0.00                          | 20.54                      | 17.90                    | 616.50                 | No                                  |                       |
| MW-07   | 10/23/01 | 634.40           | 637.04        | 619.00        | 610.00        | NP                           | 0.00                          | 20.63                      | 17.99                    | 616.41                 | No                                  |                       |
| MW-07   | 04/23/02 | 634.40           | 637.04        | 619.00        | 610.00        | NP                           | 0.00                          | 21.15                      | 18.51                    | 615.89                 | No                                  |                       |
| MW-07   | 11/05/02 | 634.40           | 637.04        | 619.00        | 610.00        | NP                           | 0.00                          | 20.59                      | 17.95                    | 616.45                 | No                                  | Cover Rusted On       |
| MW-07   | 08/28/03 |                  |               |               |               |                              | Abandoned                     |                            |                          |                        |                                     |                       |
| MW-08   | 03/23/88 | 632.50           | 634.78        | 616.60        | 606.60        | NP                           | 0.00                          | 20.97                      | 18.69                    | 613.81                 | No                                  |                       |
| MW-08   | 09/08/88 | 632.50           | 634.78        | 616.60        | 606.60        | NP                           | 0.00                          | 21.52                      | 19.24                    | 613.26                 | No                                  |                       |
| MW-08   | 09/20/88 | 632.50           | 634.78        | 616.60        | 606.60        | NP                           | 0.00                          | 21.62                      | 19.34                    | 613.16                 | No                                  |                       |
| MW-08   | 04/27/89 | 632.50           | 634.78        | 616.60        | 606.60        | NP                           | 0.00                          | 21.30                      | 19.02                    | 613.48                 | No                                  |                       |
| MW-08   | 05/18/89 | 632.50           | 634.78        | 616.60        | 606.60        | NP                           | 0.00                          | 21.04                      | 18.76                    | 613.74                 | No                                  |                       |
| MW-08   | 06/30/89 | 632.50           | 634.78        | 616.60        | 606.60        | NP                           | 0.00                          | 20.85                      | 18.57                    | 613.93                 | No                                  |                       |
| MW-08   | 07/12/89 | 632.50           | 634.78        | 616.60        | 606.60        | NP                           | 0.00                          | 20.87                      | 18.59                    | 613.91                 | No                                  |                       |
| MW-08   | 07/26/89 | 632.50           | 634.78        | 616.60        | 606.60        | NP                           | 0.00                          | 20.90                      | 18.62                    | 613.88                 | No                                  |                       |
| MW-08   | 07/27/89 | 632.50           | 634.78        | 616.60        | 606.60        | NP                           | 0.00                          | 20.96                      | 18.68                    | 613.82                 | No                                  |                       |
| MW-08   | 09/03/89 | 632.50           | 634.78        | 616.60        | 606.60        | NP                           | 0.00                          | 21.13                      | 18.85                    | 613.65                 | No                                  |                       |
| MW-08   | 11/16/89 | 632.50           | 634.78        | 616.60        | 606.60        | NP                           | 0.00                          | 21.21                      | 18.93                    | 613.57                 | No                                  |                       |
| MW-08   | 11/28/89 | 632.50           | 634.78        | 616.60        | 606.60        | NP                           | 0.00                          | 21.25                      | 18.97                    | 613.53                 | No                                  |                       |
| MW-08   | 06/01/90 | 632.50           | 634.78        | 616.60        | 606.60        | NP                           | 0.00                          | 21.92                      | 19.64                    | 612.86                 | No                                  |                       |
| MW-08   | 06/19/90 | 632.50           | 634.78        | 616.60        | 606.60        | NP                           | 0.00                          | 21.59                      | 19.31                    | 613.19                 | No                                  |                       |
| MW-08   | 06/27/90 | 632.50           | 634.78        | 616.60        | 606.60        | NP                           | 0.00                          | 21.57                      | 19.29                    | 613.21                 | No                                  |                       |
| MW-08   | 07/05/90 | 632.50           | 634.78        | 616.60        | 606.60        | NP                           | 0.00                          | 21.56                      | 19.28                    | 613.22                 | No                                  |                       |
| MW-08   | 07/13/90 | 632.50           | 634.78        | 616.60        | 606.60        | NP                           | 0.00                          | 21.60                      | 19.32                    | 613.18                 | No                                  |                       |
| MW-08   | 07/17/90 | 632.50           | 634.78        | 616.60        | 606.60        | NP                           | 0.00                          | 21.47                      | 19.19                    | 613.31                 | No                                  |                       |
| MW-08   | 07/25/90 | 632.50           | 634.78        | 616.60        | 606.60        | NP                           | 0.00                          | 21.50                      | 19.22                    | 613.28                 | No                                  |                       |
| MW-08   | 08/09/90 | 632.50           | 634.78        | 616.60        | 606.60        | NP                           | 0.00                          | 21.51                      | 19.23                    | 613.27                 | No                                  |                       |
| MW-08   | 08/14/90 | 632.50           | 634.78        | 616.60        | 606.60        | NP                           | 0.00                          | 21.55                      | 19.27                    | 613.23                 | No                                  |                       |
| MW-08   | 08/27/90 | 632.50           | 634.78        | 616.60        | 606.60        | NP                           | 0.00                          | 21.53                      | 19.25                    | 613.25                 | No                                  |                       |
| MW-08   | 09/06/90 | 632.50           | 634.78        | 616.60        | 606.60        | NP                           | 0.00                          | 21.47                      | 19.19                    | 613.31                 | No                                  |                       |
| MW-08   | 01/04/91 | 632.50           | 634.78        | 616.60        | 606.60        | NP                           | 0.00                          | 20.80                      | 18.52                    | 613.98                 | No                                  |                       |
| MW-08   | 01/30/91 | 632.50           | 634.78        | 616.60        | 606.60        | NP                           | 0.00                          | 20.97                      | 18.69                    | 613.81                 | No                                  |                       |
| MW-08   | 04/24/91 | 632.50           | 634.78        | 616.60        | 606.60        | NP                           | 0.00                          | 21.44                      | 19.16                    | 613.34                 | No                                  |                       |



**Table 3**  
**Groundwater and LNAPL Gauging Data - Terminal**  
Former Amoco Terminal  
Superior, Wisconsin

| Well ID | Date     | Ground Elevation | TOC Elevation | TOS Elevation | BOS Elevation | Depth to Product (feet BTOC) | Free Product Thickness (feet) | Depth to Water (feet BTOC) | Corrected DTW (feet bgs) | Corrected GW Elevation | Screen Submerged Below Water Table? | Comments/Observations |
|---------|----------|------------------|---------------|---------------|---------------|------------------------------|-------------------------------|----------------------------|--------------------------|------------------------|-------------------------------------|-----------------------|
| MW-08   | 07/09/91 | 632.50           | 634.78        | 616.60        | 606.60        | NP                           | 0.00                          | 20.11                      | 17.83                    | 614.67                 | No                                  |                       |
| MW-08   | 10/08/91 | 632.50           | 634.78        | 616.60        | 606.60        | NP                           | 0.00                          | 18.47                      | 16.19                    | 616.31                 | No                                  |                       |
| MW-08   | 01/07/92 | 632.50           | 634.78        | 616.60        | 606.60        | NP                           | 0.00                          | 17.97                      | 15.69                    | 616.81                 | Yes                                 |                       |
| MW-08   | 10/14/92 | 632.50           | 634.78        | 616.60        | 606.60        | NP                           | 0.00                          | 17.78                      | 15.50                    | 617.00                 | Yes                                 |                       |
| MW-08   | 06/25/93 | 632.50           | 634.78        | 616.60        | 606.60        | NP                           | 0.00                          | 17.54                      | 15.26                    | 617.24                 | Yes                                 |                       |
| MW-08   | 10/28/93 | 632.50           | 634.78        | 616.60        | 606.60        | NP                           | 0.00                          | 17.73                      | 15.45                    | 617.05                 | Yes                                 |                       |
| MW-08   | 01/29/94 | 632.50           | 634.78        | 616.60        | 606.60        | NP                           | 0.00                          | 18.34                      | 16.06                    | 616.44                 | No                                  |                       |
| MW-08   | 04/27/94 | 632.50           | 634.78        | 616.60        | 606.60        | NP                           | 0.00                          | 18.98                      | 16.70                    | 615.80                 | No                                  |                       |
| MW-08   | 07/21/94 | 632.50           | 634.78        | 616.60        | 606.60        | NP                           | 0.00                          | 17.98                      | 15.70                    | 616.80                 | Yes                                 |                       |
| MW-08   | 10/25/94 | 632.50           | 634.78        | 616.60        | 606.60        | NP                           | 0.00                          | 18.29                      | 16.01                    | 616.49                 | No                                  |                       |
| MW-08   | 10/27/94 | 632.50           | 634.78        | 616.60        | 606.60        | NP                           | 0.00                          | 17.98                      | 15.70                    | 616.80                 | Yes                                 |                       |
| MW-08   | 11/02/94 | 632.50           | 634.78        | 616.60        | 606.60        | NP                           | 0.00                          | 17.38                      | 15.10                    | 617.40                 | Yes                                 |                       |
| MW-08   | 02/01/95 | 632.50           | 634.78        | 616.60        | 606.60        | NP                           | 0.00                          | 18.90                      | 16.62                    | 615.88                 | No                                  |                       |
| MW-08   | 04/04/95 | 632.50           | 634.78        | 616.60        | 606.60        | NP                           | 0.00                          | 19.59                      | 17.31                    | 615.19                 | No                                  |                       |
| MW-08   | 07/12/95 | 632.50           | 634.78        | 616.60        | 606.60        | NP                           | 0.00                          | 19.43                      | 17.15                    | 615.35                 | No                                  |                       |
| MW-08   | 11/13/95 | 632.50           | 634.78        | 616.60        | 606.60        | NP                           | 0.00                          | 18.81                      | 16.53                    | 615.97                 | No                                  |                       |
| MW-08   | 03/13/96 | 632.50           | 634.78        | 616.60        | 606.60        | NP                           | 0.00                          | 19.49                      | 17.21                    | 615.29                 | No                                  |                       |
| MW-08   | 04/22/96 | 632.50           | 634.78        | 616.60        | 606.60        | NP                           | 0.00                          | 19.05                      | 16.77                    | 615.73                 | No                                  |                       |
| MW-08   | 10/08/96 | 632.50           | 634.78        | 616.60        | 606.60        | NP                           | 0.00                          | 17.38                      | 15.10                    | 617.40                 | Yes                                 |                       |
| MW-08   | 04/29/97 | 632.50           | 634.78        | 616.60        | 606.60        | NP                           | 0.00                          | 17.16                      | 14.88                    | 617.62                 | Yes                                 |                       |
| MW-08   | 11/03/98 | 632.50           | 634.78        | 616.60        | 606.60        | NP                           | 0.00                          | 19.99                      | 17.71                    | 614.79                 | No                                  |                       |
| MW-08   | 03/02/99 | 632.50           | 634.78        | 616.60        | 606.60        | NP                           | 0.00                          | 20.09                      | 17.81                    | 614.69                 | No                                  |                       |
| MW-08   | 04/26/00 | 632.50           | 634.78        | 616.60        | 606.60        | NP                           | 0.00                          | 19.04                      | 16.76                    | 615.74                 | No                                  |                       |
| MW-08   | 10/10/00 | 632.50           | 634.78        | 616.60        | 606.60        | NP                           | 0.00                          | 19.45                      | 17.17                    | 615.33                 | No                                  |                       |
| MW-08   | 04/24/01 | 632.50           | 634.78        | 616.60        | 606.60        | NP                           | 0.00                          | 20.23                      | 17.95                    | 614.55                 | No                                  |                       |
| MW-08   | 10/23/01 | 632.50           | 634.78        | 616.60        | 606.60        | NP                           | 0.00                          | 19.66                      | 17.38                    | 615.12                 | No                                  |                       |
| MW-08   | 04/23/02 | 632.50           | 634.78        | 616.60        | 606.60        | NP                           | 0.00                          | 20.55                      | 18.27                    | 614.23                 | No                                  |                       |
| MW-08   | 11/05/02 | 632.50           | 634.78        | 616.60        | 606.60        | NP                           | 0.00                          | 19.50                      | 17.22                    | 615.28                 | No                                  |                       |
| MW-08   | 08/18/03 |                  |               |               |               | <b>Abandoned</b>             |                               |                            |                          |                        |                                     |                       |
| MW-09   | 03/23/88 | 629.40           | 631.98        | 613.90        | 604.90        | NP                           | 0.00                          | 16.19                      | 13.61                    | 615.79                 | Yes                                 |                       |
| MW-09   | 09/08/88 | 629.40           | 631.98        | 613.90        | 604.90        | NP                           | 0.00                          | 15.22                      | 12.64                    | 616.76                 | Yes                                 |                       |
| MW-09   | 09/20/88 | 629.40           | 631.98        | 613.90        | 604.90        | NP                           | 0.00                          | 15.27                      | 12.69                    | 616.71                 | Yes                                 |                       |
| MW-09   | 04/27/89 | 629.40           | 631.98        | 613.90        | 604.90        | NP                           | 0.00                          | 15.72                      | 13.14                    | 616.26                 | Yes                                 |                       |
| MW-09   | 05/18/89 | 629.40           | 631.98        | 613.90        | 604.90        | NP                           | 0.00                          | 15.09                      | 12.51                    | 616.89                 | Yes                                 |                       |
| MW-09   | 06/30/89 | 629.40           | 631.98        | 613.90        | 604.90        | NP                           | 0.00                          | 15.00                      | 12.42                    | 616.98                 | Yes                                 |                       |
| MW-09   | 07/12/89 | 629.40           | 631.98        | 613.90        | 604.90        | NP                           | 0.00                          | 15.36                      | 12.78                    | 616.62                 | Yes                                 |                       |
| MW-09   | 07/26/89 | 629.40           | 631.98        | 613.90        | 604.90        | NP                           | 0.00                          | 15.67                      | 13.09                    | 616.31                 | Yes                                 |                       |

**Table 3**  
**Groundwater and LNAPL Gauging Data - Terminal**  
Former Amoco Terminal  
Superior, Wisconsin

| Well ID | Date     | Ground Elevation | TOC Elevation | TOS Elevation | BOS Elevation | Depth to Product (feet BTOC) | Free Product Thickness (feet) | Depth to Water (feet BTOC) | Corrected DTW (feet bgs) | Corrected GW Elevation | Screen Submerged Below Water Table? | Comments/Observations |
|---------|----------|------------------|---------------|---------------|---------------|------------------------------|-------------------------------|----------------------------|--------------------------|------------------------|-------------------------------------|-----------------------|
| MW-09   | 07/27/89 | 629.40           | 631.98        | 613.90        | 604.90        | NP                           | 0.00                          | 15.74                      | 13.16                    | 616.24                 | Yes                                 |                       |
| MW-09   | 09/03/89 | 629.40           | 631.98        | 613.90        | 604.90        | NP                           | 0.00                          | 15.50                      | 12.92                    | 616.48                 | Yes                                 |                       |
| MW-09   | 11/16/89 | 629.40           | 631.98        | 613.90        | 604.90        | NP                           | 0.00                          | 13.77                      | 11.19                    | 618.21                 | Yes                                 |                       |
| MW-09   | 11/28/89 | 629.40           | 631.98        | 613.90        | 604.90        | NP                           | 0.00                          | 14.28                      | 11.70                    | 617.70                 | Yes                                 |                       |
| MW-09   | 06/01/90 | 629.40           | 631.98        | 613.90        | 604.90        | NP                           | 0.00                          | 14.87                      | 12.29                    | 617.11                 | Yes                                 |                       |
| MW-09   | 06/19/90 | 629.40           | 631.98        | 613.90        | 604.90        | NP                           | 0.00                          | 14.54                      | 11.96                    | 617.44                 | Yes                                 |                       |
| MW-09   | 06/27/90 | 629.40           | 631.98        | 613.90        | 604.90        | NP                           | 0.00                          | 14.70                      | 12.12                    | 617.28                 | Yes                                 |                       |
| MW-09   | 07/05/90 | 629.40           | 631.98        | 613.90        | 604.90        | NP                           | 0.00                          | 15.03                      | 12.45                    | 616.95                 | Yes                                 |                       |
| MW-09   | 07/13/90 | 629.40           | 631.98        | 613.90        | 604.90        | NP                           | 0.00                          | 15.28                      | 12.70                    | 616.70                 | Yes                                 |                       |
| MW-09   | 07/17/90 | 629.40           | 631.98        | 613.90        | 604.90        | NP                           | 0.00                          | 15.15                      | 12.57                    | 616.83                 | Yes                                 |                       |
| MW-09   | 07/25/90 | 629.40           | 631.98        | 613.90        | 604.90        | NP                           | 0.00                          | 15.50                      | 12.92                    | 616.48                 | Yes                                 |                       |
| MW-09   | 08/09/90 | 629.40           | 631.98        | 613.90        | 604.90        | NP                           | 0.00                          | 15.56                      | 12.98                    | 616.42                 | Yes                                 |                       |
| MW-09   | 08/14/90 | 629.40           | 631.98        | 613.90        | 604.90        | NP                           | 0.00                          | 15.75                      | 13.17                    | 616.23                 | Yes                                 |                       |
| MW-09   | 08/27/90 | 629.40           | 631.98        | 613.90        | 604.90        | NP                           | 0.00                          | 14.93                      | 12.35                    | 617.05                 | Yes                                 |                       |
| MW-09   | 09/06/90 | 629.40           | 631.98        | 613.90        | 604.90        | NP                           | 0.00                          | 15.09                      | 12.51                    | 616.89                 | Yes                                 |                       |
| MW-09   | 01/04/91 | 629.40           | 631.98        | 613.90        | 604.90        | NP                           | 0.00                          | 14.28                      | 11.70                    | 617.70                 | Yes                                 |                       |
| MW-09   | 01/30/91 | 629.40           | 631.98        | 613.90        | 604.90        | NP                           | 0.00                          | 15.26                      | 12.68                    | 616.72                 | Yes                                 |                       |
| MW-09   | 04/24/91 | 629.40           | 631.98        | 613.90        | 604.90        | NP                           | 0.00                          | 15.47                      | 12.89                    | 616.51                 | Yes                                 |                       |
| MW-09   | 07/09/91 | 629.40           | 631.98        | 613.90        | 604.90        | NP                           | 0.00                          | 12.85                      | 10.27                    | 619.13                 | Yes                                 |                       |
| MW-09   | 10/08/91 | 629.40           | 631.98        | 613.90        | 604.90        | NP                           | 0.00                          | 11.98                      | 9.40                     | 620.00                 | Yes                                 |                       |
| MW-09   | 01/07/92 | 629.40           | 631.98        | 613.90        | 604.90        | NP                           | 0.00                          | 10.20                      | 7.62                     | 621.78                 | Yes                                 |                       |
| MW-09   | 10/14/92 | 629.40           | 631.98        | 613.90        | 604.90        | NP                           | 0.00                          | 9.98                       | 7.40                     | 622.00                 | Yes                                 |                       |
| MW-09   | 01/29/94 | 629.40           | 631.98        | 613.90        | 604.90        | NP                           | 0.00                          | 14.04                      | 11.46                    | 617.94                 | Yes                                 |                       |
| MW-09   | 04/27/94 | 629.40           | 631.98        | 613.90        | 604.90        | NP                           | 0.00                          | 12.84                      | 10.26                    | 619.14                 | Yes                                 |                       |
| MW-09   | 07/21/94 | 629.40           | 631.98        | 613.90        | 604.90        | NP                           | 0.00                          | 12.96                      | 10.38                    | 619.02                 | Yes                                 |                       |
| MW-09   | 10/25/94 | 629.40           | 631.98        | 613.90        | 604.90        | NP                           | 0.00                          | 11.62                      | 9.04                     | 620.36                 | Yes                                 |                       |
| MW-09   | 10/27/94 | 629.40           | 631.98        | 613.90        | 604.90        | NP                           | 0.00                          | 11.18                      | 8.60                     | 620.80                 | Yes                                 |                       |
| MW-09   | 11/02/94 | 629.40           | 631.98        | 613.90        | 604.90        | NP                           | 0.00                          | 9.30                       | 6.72                     | 622.68                 | Yes                                 |                       |
| MW-09   | 02/01/95 | 629.40           | 631.98        | 613.90        | 604.90        | NP                           | 0.00                          | 14.66                      | 12.08                    | 617.32                 | Yes                                 |                       |
| MW-09   | 04/04/95 | 629.40           | 631.98        | 613.90        | 604.90        | NP                           | 0.00                          | 15.61                      | 13.03                    | 616.37                 | Yes                                 |                       |
| MW-09   | 07/12/95 | 629.40           | 631.98        | 613.90        | 604.90        | NP                           | 0.00                          | 13.70                      | 11.12                    | 618.28                 | Yes                                 |                       |
| MW-09   | 11/13/95 | 629.40           | 631.98        | 613.90        | 604.90        | NP                           | 0.00                          | 10.19                      | 7.61                     | 621.79                 | Yes                                 |                       |
| MW-09   | 03/13/96 | 629.40           | 631.98        | 613.90        | 604.90        | NP                           | 0.00                          | 14.97                      | 12.39                    | 617.01                 | Yes                                 |                       |
| MW-09   | 10/08/96 | 629.40           | 631.98        | 613.90        | 604.90        | NP                           | 0.00                          | 10.94                      | 8.36                     | 621.04                 | Yes                                 |                       |
| MW-09   | 04/29/97 | 629.40           | 631.98        | 613.90        | 604.90        | NP                           | 0.00                          | 10.35                      | 7.77                     | 621.63                 | Yes                                 |                       |
| MW-09   | 11/03/98 | 629.40           | 631.98        | 613.90        | 604.90        | NP                           | 0.00                          | 14.24                      | 11.66                    | 617.74                 | Yes                                 |                       |
| MW-09   | 03/02/99 | 629.40           | 631.98        | 613.90        | 604.90        | NP                           | 0.00                          | 14.95                      | 12.37                    | 617.03                 | Yes                                 |                       |
| MW-09   | 04/26/00 | 629.40           | 631.98        | 613.90        | 604.90        | NP                           | 0.00                          | 14.20                      | 11.62                    | 617.78                 | Yes                                 |                       |

**Table 3**  
**Groundwater and LNAPL Gauging Data - Terminal**  
Former Amoco Terminal  
Superior, Wisconsin

| Well ID | Date     | Ground Elevation   | TOC Elevation | TOS Elevation | BOS Elevation | Depth to Product (feet BTOC) | Free Product Thickness (feet) | Depth to Water (feet BTOC) | Corrected DTW (feet bgs) | Corrected GW Elevation | Screen Submerged Below Water Table? | Comments/Observations |
|---------|----------|--|---------------|---------------|---------------|------------------------------|-------------------------------|----------------------------|--------------------------|------------------------|-------------------------------------|-----------------------|
| MW-09   | 08/18/00 | 629.40   | 631.98        | 613.90        | 604.90        | NP                           | 0.00                          | 14.24                      | 11.66                    | 617.74                 | Yes                                 |                       |
| MW-09   | 10/10/00 | 629.40   | 631.98        | 613.90        | 604.90        | NP                           | 0.00                          | 14.66                      | 12.08                    | 617.32                 | Yes                                 |                       |
| MW-09   | 11/05/02 | 629.40   | 631.98        | 613.90        | 604.90        | NP                           | 0.00                          | 15.79                      | 13.21                    | 616.19                 | Yes                                 |                       |
| MW-09   | 10/21/03 | <b>Monitoring Well Replaced Due to Road Construction</b> |               |               |               |                              |                               |                            |                          |                        |                                     |                       |
| MW-09   | 04/19/04 | 631.30   | 634.22        | 613.90        | 604.90        | NP                           | 0.00                          | 20.55                      | 17.63                    | 613.67                 | No                                  |                       |
| MW-09   | 11/16/04 | 631.30   | 634.22        | 613.90        | 604.90        | NP                           | 0.00                          | 18.39                      | 15.47                    | 615.83                 | Yes                                 |                       |
| MW-09   | 04/18/05 | 631.30   | 634.22        | 613.90        | 604.90        | NP                           | 0.00                          | 19.32                      | 16.40                    | 614.90                 | Yes                                 |                       |
| MW-09   | 10/11/05 | 631.30   | 634.22        | 613.90        | 604.90        | NP                           | 0.00                          | 18.50                      | 15.58                    | 615.72                 | Yes                                 |                       |
| MW-09   | 05/23/06 | 631.30   | 634.22        | 613.90        | 604.90        | NP                           | 0.00                          | 17.69                      | 14.77                    | 616.53                 | Yes                                 |                       |
| MW-09   | 10/16/06 | 631.30   | 634.22        | 613.90        | 604.90        | NP                           | 0.00                          | 18.58                      | 15.66                    | 615.64                 | Yes                                 |                       |
| MW-09   | 04/23/07 | 631.30   | 634.22        | 613.90        | 604.90        | NP                           | 0.00                          | 19.31                      | 16.39                    | 614.91                 | Yes                                 |                       |
| MW-09   | 09/25/07 | 631.30   | 634.22        | 613.90        | 604.90        | NP                           | 0.00                          | 19.46                      | 16.54                    | 614.76                 | Yes                                 |                       |
| MW-09   | 05/01/08 | 631.30   | 634.22        | 613.90        | 604.90        | NP                           | 0.00                          | 18.21                      | 15.29                    | 616.01                 | Yes                                 |                       |
| MW-09   | 10/20/08 | 631.30   | 634.22        | 613.90        | 604.90        | NP                           | 0.00                          | 16.83                      | 13.91                    | 617.39                 | Yes                                 |                       |
| MW-09   | 04/18/09 | 631.30   | 634.22        | 613.90        | 604.90        | NP                           | 0.00                          | 17.66                      | 14.74                    | 616.56                 | Yes                                 |                       |
| MW-09   | 10/11/09 | 631.30   | 634.22        | 613.90        | 604.90        | NP                           | 0.00                          | 18.17                      | 15.25                    | 616.05                 | Yes                                 |                       |
| MW-09   | 04/28/10 | 631.30   | 634.22        | 613.90        | 604.90        | NP                           | 0.00                          | 18.12                      | 15.20                    | 616.10                 | Yes                                 |                       |
| MW-09   | 10/25/10 | 631.30   | 634.22        | 613.90        | 604.90        | NP                           | 0.00                          | 16.62                      | 13.70                    | 617.60                 | Yes                                 |                       |
| MW-09   | 04/25/11 | 631.30   | 634.22        | 613.90        | 604.90        | NP                           | 0.00                          | 17.42                      | 14.50                    | 616.80                 | Yes                                 |                       |
| MW-09   | 10/10/11 | 631.30   | 634.22        | 613.90        | 604.90        | NP                           | 0.00                          | 16.93                      | 14.01                    | 617.29                 | Yes                                 |                       |
| MW-09   | 01/04/12 | 631.30   | 634.22        | 613.90        | 604.90        | NP                           | 0.00                          | 18.12                      | 15.20                    | 616.10                 | Yes                                 |                       |
| MW-09   | 04/16/12 | 631.30   | 634.22        | 613.90        | 604.90        | NP                           | 0.00                          | 18.75                      | 15.83                    | 615.47                 | Yes                                 |                       |
| MW-09   | 06/26/12 | 631.30   | 634.22        | 613.90        | 604.90        | NP                           | 0.00                          | 16.50                      | 13.58                    | 617.72                 | Yes                                 |                       |
| MW-09   | 09/30/12 | 631.30   | 634.22        | 613.90        | 604.90        | NP                           | 0.00                          | 17.92                      | 15.00                    | 616.30                 | Yes                                 |                       |
| MW-09   | 12/17/12 | 631.30   | 634.22        | 613.90        | 604.90        | NP                           | 0.00                          | 18.54                      | 15.62                    | 615.68                 | Yes                                 |                       |
| MW-09   | 03/25/13 | 631.30   | 634.22        | 613.90        | 604.90        | NP                           | 0.00                          | 19.38                      | 16.46                    | 614.84                 | Yes                                 |                       |
| MW-09   | 05/05/13 | 631.30   | 634.22        | 613.90        | 604.90        | NP                           | 0.00                          | 19.07                      | 16.15                    | 615.15                 | Yes                                 |                       |
| MW-10   | 03/23/88 | 631.40   | 633.77        | 615.90        | 606.90        | NP                           | 0.00                          | 18.01                      | 15.64                    | 615.76                 | No                                  |                       |
| MW-10   | 09/08/88 | 631.40   | 633.77        | 615.90        | 606.90        | NP                           | 0.00                          | 18.38                      | 16.01                    | 615.39                 | No                                  |                       |
| MW-10   | 09/20/88 | 631.40   | 633.77        | 615.90        | 606.90        | NP                           | 0.00                          | 18.60                      | 16.23                    | 615.17                 | No                                  |                       |
| MW-10   | 04/27/89 | 631.40   | 633.77        | 615.90        | 606.90        | NP                           | 0.00                          | 18.37                      | 16.00                    | 615.40                 | No                                  |                       |
| MW-10   | 05/18/89 | 631.40   | 633.77        | 615.90        | 606.90        | NP                           | 0.00                          | 18.10                      | 15.73                    | 615.67                 | No                                  |                       |
| MW-10   | 06/30/89 | 631.40   | 633.77        | 615.90        | 606.90        | NP                           | 0.00                          | 17.55                      | 15.18                    | 616.22                 | Yes                                 |                       |
| MW-10   | 07/12/89 | 631.40   | 633.77        | 615.90        | 606.90        | NP                           | 0.00                          | 17.66                      | 15.29                    | 616.11                 | Yes                                 |                       |
| MW-10   | 07/26/89 | 631.40   | 633.77        | 615.90        | 606.90        | NP                           | 0.00                          | 17.61                      | 15.24                    | 616.16                 | Yes                                 |                       |
| MW-10   | 07/27/89 | 631.40   | 633.77        | 615.90        | 606.90        | NP                           | 0.00                          | 17.68                      | 15.31                    | 616.09                 | Yes                                 |                       |
| MW-10   | 09/03/89 | 631.40   | 633.77        | 615.90        | 606.90        | NP                           | 0.00                          | 17.73                      | 15.36                    | 616.04                 | Yes                                 |                       |

**Table 3**  
**Groundwater and LNAPL Gauging Data - Terminal**  
Former Amoco Terminal  
Superior, Wisconsin

| Well ID | Date     | Ground Elevation | TOC Elevation | TOS Elevation | BOS Elevation | Depth to Product (feet BTOC) | Free Product Thickness (feet) | Depth to Water (feet BTOC) | Corrected DTW (feet bgs) | Corrected GW Elevation | Screen Submerged Below Water Table? | Comments/Observations |
|---------|----------|------------------|---------------|---------------|---------------|------------------------------|-------------------------------|----------------------------|--------------------------|------------------------|-------------------------------------|-----------------------|
| MW-10   | 11/16/89 | 631.40           | 633.77        | 615.90        | 606.90        | NP                           | 0.00                          | 17.94                      | 15.57                    | 615.83                 | No                                  |                       |
| MW-10   | 11/28/89 | 631.40           | 633.77        | 615.90        | 606.90        | NP                           | 0.00                          | 18.20                      | 15.83                    | 615.57                 | No                                  |                       |
| MW-10   | 06/01/90 | 631.40           | 633.77        | 615.90        | 606.90        | NP                           | 0.00                          | 18.34                      | 15.97                    | 615.43                 | No                                  |                       |
| MW-10   | 06/19/90 | 631.40           | 633.77        | 615.90        | 606.90        | NP                           | 0.00                          | 18.14                      | 15.77                    | 615.63                 | No                                  |                       |
| MW-10   | 06/27/90 | 631.40           | 633.77        | 615.90        | 606.90        | NP                           | 0.00                          | 18.28                      | 15.91                    | 615.49                 | No                                  |                       |
| MW-10   | 07/05/90 | 631.40           | 633.77        | 615.90        | 606.90        | NP                           | 0.00                          | 18.50                      | 16.13                    | 615.27                 | No                                  |                       |
| MW-10   | 07/13/90 | 631.40           | 633.77        | 615.90        | 606.90        | NP                           | 0.00                          | 18.40                      | 16.03                    | 615.37                 | No                                  |                       |
| MW-10   | 07/17/90 | 631.40           | 633.77        | 615.90        | 606.90        | NP                           | 0.00                          | 18.23                      | 15.86                    | 615.54                 | No                                  |                       |
| MW-10   | 07/25/90 | 631.40           | 633.77        | 615.90        | 606.90        | NP                           | 0.00                          | 18.36                      | 15.99                    | 615.41                 | No                                  |                       |
| MW-10   | 08/09/90 | 631.40           | 633.77        | 615.90        | 606.90        | NP                           | 0.00                          | 18.28                      | 15.91                    | 615.49                 | No                                  |                       |
| MW-10   | 08/14/90 | 631.40           | 633.77        | 615.90        | 606.90        | NP                           | 0.00                          | 18.39                      | 16.02                    | 615.38                 | No                                  |                       |
| MW-10   | 08/27/90 | 631.40           | 633.77        | 615.90        | 606.90        | NP                           | 0.00                          | 18.09                      | 15.72                    | 615.68                 | No                                  |                       |
| MW-10   | 09/06/90 | 631.40           | 633.77        | 615.90        | 606.90        | NP                           | 0.00                          | 18.02                      | 15.65                    | 615.75                 | No                                  |                       |
| MW-10   | 01/04/91 | 631.40           | 633.77        | 615.90        | 606.90        | NP                           | 0.00                          | 17.44                      | 15.07                    | 616.33                 | Yes                                 |                       |
| MW-10   | 01/30/91 | 631.40           | 633.77        | 615.90        | 606.90        | NP                           | 0.00                          | 17.57                      | 15.20                    | 616.20                 | Yes                                 |                       |
| MW-10   | 04/24/91 | 631.40           | 633.77        | 615.90        | 606.90        | NP                           | 0.00                          | 18.19                      | 15.82                    | 615.58                 | No                                  |                       |
| MW-10   | 07/09/91 | 631.40           | 633.77        | 615.90        | 606.90        | NP                           | 0.00                          | 16.16                      | 13.79                    | 617.61                 | Yes                                 |                       |
| MW-10   | 10/08/91 | 631.40           | 633.77        | 615.90        | 606.90        | NP                           | 0.00                          | 14.89                      | 12.52                    | 618.88                 | Yes                                 |                       |
| MW-10   | 01/07/92 | 631.40           | 633.77        | 615.90        | 606.90        | NP                           | 0.00                          | 14.88                      | 12.51                    | 618.89                 | Yes                                 |                       |
| MW-10   | 10/14/92 | 631.40           | 633.77        | 615.90        | 606.90        | NP                           | 0.00                          | 14.87                      | 12.50                    | 618.90                 | Yes                                 |                       |
| MW-10   | 01/29/94 | 631.40           | 633.77        | 615.90        | 606.90        | NP                           | 0.00                          | 16.01                      | 13.64                    | 617.76                 | Yes                                 |                       |
| MW-10   | 04/27/94 | 631.40           | 633.77        | 615.90        | 606.90        | NP                           | 0.00                          | 16.13                      | 13.76                    | 617.64                 | Yes                                 |                       |
| MW-10   | 07/21/94 | 631.40           | 633.77        | 615.90        | 606.90        | NP                           | 0.00                          | 14.78                      | 12.41                    | 618.99                 | Yes                                 |                       |
| MW-10   | 10/25/94 | 631.40           | 633.77        | 615.90        | 606.90        | NP                           | 0.00                          | 15.25                      | 12.88                    | 618.52                 | Yes                                 |                       |
| MW-10   | 10/27/94 | 631.40           | 633.77        | 615.90        | 606.90        | NP                           | 0.00                          | 14.70                      | 12.33                    | 619.07                 | Yes                                 |                       |
| MW-10   | 11/02/94 | 631.40           | 633.77        | 615.90        | 606.90        | NP                           | 0.00                          | 17.20                      | 14.83                    | 616.57                 | Yes                                 |                       |
| MW-10   | 02/01/95 | 631.40           | 633.77        | 615.90        | 606.90        | NP                           | 0.00                          | 16.96                      | 14.59                    | 616.81                 | Yes                                 |                       |
| MW-10   | 04/04/95 | 631.40           | 633.77        | 615.90        | 606.90        | NP                           | 0.00                          | 17.12                      | 14.75                    | 616.65                 | Yes                                 |                       |
| MW-10   | 07/12/95 | 631.40           | 633.77        | 615.90        | 606.90        | NP                           | 0.00                          | 16.15                      | 13.78                    | 617.62                 | Yes                                 |                       |
| MW-10   | 11/13/95 | 631.40           | 633.77        | 615.90        | 606.90        | NP                           | 0.00                          | 14.88                      | 12.51                    | 618.89                 | Yes                                 |                       |
| MW-10   | 03/13/96 | 631.40           | 633.77        | 615.90        | 606.90        | 16.67                        | 0.01                          | 16.68                      | 14.30                    | 617.10                 | Yes                                 |                       |
| MW-10   | 10/08/96 | 631.40           | 633.77        | 615.90        | 606.90        | NP                           | 0.00                          | 14.02                      | 11.65                    | 619.75                 | Yes                                 |                       |
| MW-10   | 04/29/97 | 631.40           | 633.77        | 615.90        | 606.90        | NP                           | 0.00                          | 13.30                      | 10.93                    | 620.47                 | Yes                                 |                       |
| MW-10   | 11/03/98 | 631.40           | 633.77        | 615.90        | 606.90        | NP                           | 0.00                          | 17.01                      | 14.64                    | 616.76                 | Yes                                 |                       |
| MW-10   | 03/02/99 | 631.40           | 633.77        | 615.90        | 606.90        | NP                           | 0.00                          | 17.01                      | 14.64                    | 616.76                 | Yes                                 |                       |
| MW-10   | 04/26/00 | 631.40           | 633.77        | 615.90        | 606.90        | NP                           | 0.00                          | 16.18                      | 13.81                    | 617.59                 | Yes                                 |                       |
| MW-10   | 08/18/00 | 631.40           | 633.77        | 615.90        | 606.90        | NP                           | 0.00                          | 16.62                      | 14.25                    | 617.15                 | Yes                                 |                       |
| MW-10   | 10/10/00 | 631.40           | 633.77        | 615.90        | 606.90        | NP                           | 0.00                          | 16.80                      | 14.43                    | 616.97                 | Yes                                 |                       |

**Table 3**  
**Groundwater and LNAPL Gauging Data - Terminal**  
Former Amoco Terminal  
Superior, Wisconsin

| Well ID | Date     | Ground Elevation | TOC Elevation | TOS Elevation | BOS Elevation | Depth to Product (feet BTOC) | Free Product Thickness (feet) | Depth to Water (feet BTOC) | Corrected DTW (feet bgs) | Corrected GW Elevation | Screen Submerged Below Water Table? | Comments/Observations |
|---------|----------|------------------|---------------|---------------|---------------|------------------------------|-------------------------------|----------------------------|--------------------------|------------------------|-------------------------------------|-----------------------|
| MW-10   | 09/30/02 | 631.40           | 633.77        | 615.90        | 606.90        | NP                           | 0.00                          | 17.09                      | 14.72                    | 616.68                 | Yes                                 |                       |
| MW-10   | 11/05/02 | 631.40           | 633.77        | 615.90        | 606.90        | NP                           | 0.00                          | 16.34                      | 13.97                    | 617.43                 | Yes                                 |                       |
| MW-10   | 06/10/03 | 631.40           | 633.77        | 615.90        | 606.90        | NP                           | 0.00                          | 17.85                      | 15.48                    | 615.92                 | Yes                                 |                       |
| MW-10   | 10/20/03 | 631.40           | 633.77        | 615.90        | 606.90        | NP                           | 0.00                          | 17.97                      | 15.60                    | 615.80                 | No                                  |                       |
| MW-10   | 12/03/03 | 631.40           | 633.77        | 615.90        | 606.90        | NP                           | 0.00                          | 18.31                      | 15.94                    | 615.46                 | No                                  |                       |
| MW-10   | 04/19/04 | 634.75           | 633.83        | 615.90        | 606.90        | NP                           | 0.00                          | 18.39                      | 19.31                    | 615.44                 | No                                  |                       |
| MW-10   | 07/28/04 | 634.75           | 633.83        | 615.90        | 606.90        | NP                           | 0.00                          | 17.74                      | 18.66                    | 616.09                 | Yes                                 |                       |
| MW-10   | 11/16/04 | 634.75           | 633.83        | 615.90        | 606.90        | NP                           | 0.00                          | 17.17                      | 18.09                    | 616.66                 | Yes                                 |                       |
| MW-10   | 04/18/05 | 634.75           | 633.83        | 615.90        | 606.90        | NP                           | 0.00                          | 17.39                      | 18.31                    | 616.44                 | Yes                                 |                       |
| MW-10   | 10/11/05 | 634.75           | 633.83        | 615.90        | 606.90        | NP                           | 0.00                          | 16.62                      | 17.54                    | 617.21                 | Yes                                 |                       |
| MW-10   | 05/23/06 | 634.75           | 633.83        | 615.90        | 606.90        | NP                           | 0.00                          | 15.91                      | 16.83                    | 617.92                 | Yes                                 |                       |
| MW-10   | 10/16/06 | 634.75           | 633.83        | 615.90        | 606.90        | NP                           | 0.00                          | 16.81                      | 17.73                    | 617.02                 | Yes                                 |                       |
| MW-10   | 04/23/07 | 634.75           | 633.83        | 615.90        | 606.90        | NP                           | 0.00                          | 17.69                      | 18.61                    | 616.14                 | Yes                                 |                       |
| MW-10   | 09/25/07 | 634.75           | 635.95        | 615.90        | 606.90        | NP                           | 0.00                          | 19.56                      | 18.36                    | 616.39                 | Yes                                 |                       |
| MW-10   | 05/01/08 | 634.75           | 635.95        | 615.90        | 606.90        | NP                           | 0.00                          | 18.35                      | 17.15                    | 617.60                 | Yes                                 |                       |
| MW-10   | 10/20/08 | 634.75           | 635.95        | 615.90        | 606.90        | NP                           | 0.00                          | 17.26                      | 16.06                    | 618.69                 | Yes                                 |                       |
| MW-10   | 04/18/09 | 634.75           | 635.95        | 615.90        | 606.90        | NP                           | 0.00                          | 18.33                      | 17.13                    | 617.62                 | Yes                                 |                       |
| MW-10   | 10/11/09 | 634.75           | 635.95        | 615.90        | 606.90        | NP                           | 0.00                          | 18.79                      | 17.59                    | 617.16                 | Yes                                 |                       |
| MW-10   | 04/28/10 | 634.75           | 635.95        | 615.90        | 606.90        | NP                           | 0.00                          | 18.91                      | 17.71                    | 617.04                 | Yes                                 |                       |
| MW-10   | 10/25/10 | 634.75           | 635.95        | 615.90        | 606.90        | NP                           | 0.00                          | 16.70                      | 15.50                    | 619.25                 | Yes                                 |                       |
| MW-10   | 04/25/11 | 634.75           | 635.95        | 615.90        | 606.90        | NP                           | 0.00                          | 17.92                      | 16.72                    | 618.03                 | Yes                                 |                       |
| MW-10   | 10/10/11 | 634.75           | 635.95        | 615.90        | 606.90        | NP                           | 0.00                          | 17.48                      | 16.28                    | 618.47                 | Yes                                 |                       |
| MW-10   | 01/04/12 | 634.75           | 635.95        | 615.90        | 606.90        | NP                           | 0.00                          | 18.78                      | 17.58                    | 617.17                 | Yes                                 |                       |
| MW-10   | 04/16/12 | 634.75           | 635.95        | 615.90        | 606.90        | NP                           | 0.00                          | 19.57                      | 18.37                    | 616.38                 | Yes                                 |                       |
| MW-10   | 06/26/12 | 634.75           | 635.95        | 615.90        | 606.90        | NP                           | 0.00                          | 17.18                      | 15.98                    | 618.77                 | Yes                                 |                       |
| MW-10   | 09/30/12 | 634.75           | 635.95        | 615.90        | 606.90        | NP                           | 0.00                          | 18.61                      | 17.41                    | 617.34                 | Yes                                 |                       |
| MW-10   | 12/17/12 | 634.75           | 635.95        | 615.90        | 606.90        | NP                           | 0.00                          | 19.21                      | 18.01                    | 616.74                 | Yes                                 |                       |
| MW-10   | 03/25/13 | 634.75           | 635.95        | 615.90        | 606.90        | NP                           | 0.00                          | 19.97                      | 18.77                    | 615.98                 | Yes                                 |                       |
| MW-10   | 05/05/13 | 634.75           | 635.95        | 615.90        | 606.90        | NP                           | 0.00                          | 19.76                      | 18.56                    | 616.19                 | Yes                                 |                       |
| MW-10   | 10/03/13 | 634.75           | 635.95        | 615.90        | 606.90        | NP                           | 0.00                          | 19.31                      | 18.11                    | 616.64                 | Yes                                 |                       |
| MW-10   | 05/21/14 | 634.75           | 635.95        | 615.90        | 606.90        | NP                           | 0.00                          | 17.85                      | 16.65                    | 618.10                 | Yes                                 |                       |
| MW-10   | 10/31/14 | 634.75           | 635.95        | 615.90        | 606.90        | NP                           | 0.00                          | 17.43                      | 16.23                    | 618.52                 | Yes                                 |                       |
| MW-10   | 05/05/15 | 634.75           | 635.95        | 615.90        | 606.90        | NP                           | 0.00                          | 19.14                      | 17.94                    | 616.81                 | Yes                                 |                       |
| MW-10   | 10/05/15 | 634.75           | 635.95        | 615.90        | 606.90        | NP                           | 0.00                          | 17.08                      | 15.88                    | 618.87                 | Yes                                 |                       |
| MW-10   | 05/23/16 | 634.75           | 635.95        | 615.90        | 606.90        | NP                           | 0.00                          | 15.15                      | 13.95                    | 620.80                 | Yes                                 |                       |
| MW-10   | 10/03/16 | 634.75           | 635.95        | 615.90        | 606.90        | NP                           | 0.00                          | 16.22                      | 15.02                    | 619.73                 | Yes                                 |                       |
| MW-10   | 06/29/17 | 634.75           | 635.95        | 615.90        | 606.90        | NP                           | 0.00                          | 15.75                      | 14.55                    | 620.20                 | Yes                                 |                       |
| MW-10   | 05/26/20 | 634.75           | 635.95        | 615.90        | 606.90        | NP                           | 0.00                          | 15.05                      | 13.85                    | 620.90                 | Yes                                 |                       |

**Table 3**  
**Groundwater and LNAPL Gauging Data - Terminal**  
Former Amoco Terminal  
Superior, Wisconsin

| Well ID | Date     | Ground Elevation | TOC Elevation | TOS Elevation | BOS Elevation | Depth to Product (feet BTOC) | Free Product Thickness (feet) | Depth to Water (feet BTOC) | Corrected DTW (feet bgs) | Corrected GW Elevation | Screen Submerged Below Water Table? | Comments/Observations |
|---------|----------|------------------|---------------|---------------|---------------|------------------------------|-------------------------------|----------------------------|--------------------------|------------------------|-------------------------------------|-----------------------|
| MW-10   | 05/24/21 | 634.75           | 635.95        | 615.90        | 606.90        | NP                           | 0.00                          | 16.59                      | 15.39                    | 619.36                 | Yes                                 |                       |
| MW-11   | 03/23/88 | 630.10           | 632.57        | 614.90        | 605.90        | NP                           | 0.00                          | 17.13                      | 14.66                    | 615.44                 | Yes                                 |                       |
| MW-11   | 09/08/88 | 630.10           | 632.57        | 614.90        | 605.90        | NP                           | 0.00                          | 17.50                      | 15.03                    | 615.07                 | Yes                                 |                       |
| MW-11   | 09/20/88 | 630.10           | 632.57        | 614.90        | 605.90        | NP                           | 0.00                          | 17.55                      | 15.08                    | 615.02                 | Yes                                 |                       |
| MW-11   | 04/27/89 | 630.10           | 632.57        | 614.90        | 605.90        | NP                           | 0.00                          | 17.93                      | 15.46                    | 614.64                 | No                                  |                       |
| MW-11   | 05/18/89 | 630.10           | 632.57        | 614.90        | 605.90        | NP                           | 0.00                          | 17.36                      | 14.89                    | 615.21                 | Yes                                 |                       |
| MW-11   | 06/30/89 | 630.10           | 632.57        | 614.90        | 605.90        | NP                           | 0.00                          | 16.88                      | 14.41                    | 615.69                 | Yes                                 |                       |
| MW-11   | 07/12/89 | 630.10           | 632.57        | 614.90        | 605.90        | NP                           | 0.00                          | 16.95                      | 14.48                    | 615.62                 | Yes                                 |                       |
| MW-11   | 07/26/89 | 630.10           | 632.57        | 614.90        | 605.90        | NP                           | 0.00                          | 17.01                      | 14.54                    | 615.56                 | Yes                                 |                       |
| MW-11   | 07/27/89 | 630.10           | 632.57        | 614.90        | 605.90        | NP                           | 0.00                          | 17.04                      | 14.57                    | 615.53                 | Yes                                 |                       |
| MW-11   | 09/03/89 | 630.10           | 632.57        | 614.90        | 605.90        | NP                           | 0.00                          | 17.14                      | 14.67                    | 615.43                 | Yes                                 |                       |
| MW-11   | 11/16/89 | 630.10           | 632.57        | 614.90        | 605.90        | NP                           | 0.00                          | 17.15                      | 14.68                    | 615.42                 | Yes                                 |                       |
| MW-11   | 11/28/89 | 630.10           | 632.57        | 614.90        | 605.90        | NP                           | 0.00                          | 17.25                      | 14.78                    | 615.32                 | Yes                                 |                       |
| MW-11   | 06/01/90 | 630.10           | 632.57        | 614.90        | 605.90        | NP                           | 0.00                          | 17.33                      | 14.86                    | 615.24                 | Yes                                 |                       |
| MW-11   | 06/19/90 | 630.10           | 632.57        | 614.90        | 605.90        | NP                           | 0.00                          | 16.91                      | 14.44                    | 615.66                 | Yes                                 |                       |
| MW-11   | 06/27/90 | 630.10           | 632.57        | 614.90        | 605.90        | NP                           | 0.00                          | 17.12                      | 14.65                    | 615.45                 | Yes                                 |                       |
| MW-11   | 07/05/90 | 630.10           | 632.57        | 614.90        | 605.90        | NP                           | 0.00                          | 17.24                      | 14.77                    | 615.33                 | Yes                                 |                       |
| MW-11   | 07/13/90 | 630.10           | 632.57        | 614.90        | 605.90        | NP                           | 0.00                          | 17.33                      | 14.86                    | 615.24                 | Yes                                 |                       |
| MW-11   | 07/17/90 | 630.10           | 632.57        | 614.90        | 605.90        | NP                           | 0.00                          | 17.19                      | 14.72                    | 615.38                 | Yes                                 |                       |
| MW-11   | 07/25/90 | 630.10           | 632.57        | 614.90        | 605.90        | NP                           | 0.00                          | 17.30                      | 14.83                    | 615.27                 | Yes                                 |                       |
| MW-11   | 08/09/90 | 630.10           | 632.57        | 614.90        | 605.90        | NP                           | 0.00                          | 17.30                      | 14.83                    | 615.27                 | Yes                                 |                       |
| MW-11   | 08/14/90 | 630.10           | 632.57        | 614.90        | 605.90        | NP                           | 0.00                          | 17.39                      | 14.92                    | 615.18                 | Yes                                 |                       |
| MW-11   | 08/27/90 | 630.10           | 632.57        | 614.90        | 605.90        | NP                           | 0.00                          | 17.21                      | 14.74                    | 615.36                 | Yes                                 |                       |
| MW-11   | 09/06/90 | 630.10           | 632.57        | 614.90        | 605.90        | NP                           | 0.00                          | 17.12                      | 14.65                    | 615.45                 | Yes                                 |                       |
| MW-11   | 01/04/91 | 630.10           | 632.57        | 614.90        | 605.90        | NP                           | 0.00                          | 16.80                      | 14.33                    | 615.77                 | Yes                                 |                       |
| MW-11   | 01/30/91 | 630.10           | 632.57        | 614.90        | 605.90        | NP                           | 0.00                          | 16.99                      | 14.52                    | 615.58                 | Yes                                 |                       |
| MW-11   | 04/24/91 | 630.10           | 632.57        | 614.90        | 605.90        | NP                           | 0.00                          | 17.31                      | 14.84                    | 615.26                 | Yes                                 |                       |
| MW-11   | 07/09/91 | 630.10           | 632.57        | 614.90        | 605.90        | NP                           | 0.00                          | 15.56                      | 13.09                    | 617.01                 | Yes                                 |                       |
| MW-11   | 10/08/91 | 630.10           | 632.57        | 614.90        | 605.90        | NP                           | 0.00                          | 14.07                      | 11.60                    | 618.50                 | Yes                                 |                       |
| MW-11   | 01/07/92 | 630.10           | 632.57        | 614.90        | 605.90        | NP                           | 0.00                          | 14.16                      | 11.69                    | 618.41                 | Yes                                 |                       |
| MW-11   | 10/14/92 | 630.10           | 632.57        | 614.90        | 605.90        | NP                           | 0.00                          | 14.06                      | 11.59                    | 618.51                 | Yes                                 |                       |
| MW-11   | 01/29/94 | 630.10           | 632.57        | 614.90        | 605.90        | NP                           | 0.00                          | 15.12                      | 12.65                    | 617.45                 | Yes                                 |                       |
| MW-11   | 04/27/94 | 630.10           | 632.57        | 614.90        | 605.90        | NP                           | 0.00                          | 15.16                      | 12.69                    | 617.41                 | Yes                                 |                       |
| MW-11   | 07/21/94 | 630.10           | 632.57        | 614.90        | 605.90        | NP                           | 0.00                          | 13.95                      | 11.48                    | 618.62                 | Yes                                 |                       |
| MW-11   | 10/25/94 | 630.10           | 632.57        | 614.90        | 605.90        | NP                           | 0.00                          | 13.90                      | 11.43                    | 618.67                 | Yes                                 |                       |
| MW-11   | 10/27/94 | 630.10           | 632.57        | 614.90        | 605.90        | NP                           | 0.00                          | 13.51                      | 11.04                    | 619.06                 | Yes                                 |                       |
| MW-11   | 02/01/95 | 630.10           | 632.57        | 614.90        | 605.90        | NP                           | 0.00                          | 18.05                      | 15.58                    | 614.52                 | No                                  |                       |

**Table 3**  
**Groundwater and LNAPL Gauging Data - Terminal**  
Former Amoco Terminal  
Superior, Wisconsin

| Well ID | Date     | Ground Elevation | TOC Elevation | TOS Elevation | BOS Elevation | Depth to Product (feet BTOC) | Free Product Thickness (feet) | Depth to Water (feet BTOC) | Corrected DTW (feet bgs) | Corrected GW Elevation | Screen Submerged Below Water Table? | Comments/Observations |
|---------|----------|------------------|---------------|---------------|---------------|------------------------------|-------------------------------|----------------------------|--------------------------|------------------------|-------------------------------------|-----------------------|
| MW-11   | 04/04/95 | 630.10           | 632.57        | 614.90        | 605.90        | NP                           | 0.00                          | 16.09                      | 13.62                    | 616.48                 | Yes                                 |                       |
| MW-11   | 07/12/95 | 630.10           | 632.57        | 614.90        | 605.90        | NP                           | 0.00                          | 15.13                      | 12.66                    | 617.44                 | Yes                                 |                       |
| MW-11   | 11/13/95 | 630.10           | 632.57        | 614.90        | 605.90        | NP                           | 0.00                          | 13.85                      | 11.38                    | 618.72                 | Yes                                 |                       |
| MW-11   | 03/13/96 | 630.10           | 632.57        | 614.90        | 605.90        | NP                           | 0.00                          | 15.79                      | 13.32                    | 616.78                 | Yes                                 |                       |
| MW-11   | 10/08/96 | 630.10           | 632.57        | 614.90        | 605.90        | NP                           | 0.00                          | 13.26                      | 10.79                    | 619.31                 | Yes                                 |                       |
| MW-11   | 04/29/97 | 630.10           | 632.57        | 614.90        | 605.90        | NP                           | 0.00                          | 12.85                      | 10.38                    | 619.72                 | Yes                                 |                       |
| MW-11   | 11/03/98 | 630.10           | 632.57        | 614.90        | 605.90        | NP                           | 0.00                          | 15.93                      | 13.46                    | 616.64                 | Yes                                 |                       |
| MW-11   | 03/02/99 | 630.10           | 632.57        | 614.90        | 605.90        | NP                           | 0.00                          | 16.78                      | 14.31                    | 615.79                 | Yes                                 |                       |
| MW-11   | 04/26/00 | 630.10           | 632.57        | 614.90        | 605.90        | NP                           | 0.00                          | 15.39                      | 12.92                    | 617.18                 | Yes                                 |                       |
| MW-11   | 08/18/00 | 630.10           | 632.57        | 614.90        | 605.90        | NP                           | 0.00                          | 15.95                      | 13.48                    | 616.62                 | Yes                                 |                       |
| MW-11   | 10/10/00 | 630.10           | 632.57        | 614.90        | 605.90        | NP                           | 0.00                          | 15.95                      | 13.48                    | 616.62                 | Yes                                 |                       |
| MW-11   | 11/05/02 | 630.10           | 632.57        | 614.90        | 605.90        | NP                           | 0.00                          | 15.95                      | 13.48                    | 616.62                 | Yes                                 | Cover Rusted On       |
| MW-11   | 08/18/03 |                  |               |               |               |                              | <b>Abandoned</b>              |                            |                          |                        |                                     |                       |
| MW-12   | 03/23/88 | 630.60           | 633.72        | 617.10        | 608.10        | 16.95                        | 0.73                          | 17.68                      | 13.99                    | 616.61                 | No                                  |                       |
| MW-12   | 09/08/88 | 630.60           | 633.72        | 617.10        | 608.10        | 17.14                        | 1.31                          | 18.45                      | 14.32                    | 616.28                 | No                                  |                       |
| MW-12   | 09/20/88 | 630.60           | 633.72        | 617.10        | 608.10        | 17.18                        | 1.72                          | 18.90                      | 14.45                    | 616.15                 | No                                  |                       |
| MW-12   | 04/27/89 | 630.60           | 633.72        | 617.10        | 608.10        | 17.36                        | 2.45                          | 19.81                      | 14.79                    | 615.81                 | No                                  |                       |
| MW-12   | 05/18/89 | 630.60           | 633.72        | 617.10        | 608.10        | 17.04                        | 1.77                          | 18.81                      | 14.32                    | 616.28                 | No                                  |                       |
| MW-12   | 06/30/89 | 630.60           | 633.72        | 617.10        | 608.10        | 16.7                         | 0.63                          | 17.33                      | 13.72                    | 616.88                 | No                                  |                       |
| MW-12   | 07/12/89 | 630.60           | 633.72        | 617.10        | 608.10        | 16.76                        | 1.07                          | 17.83                      | 13.88                    | 616.72                 | No                                  |                       |
| MW-12   | 07/26/89 | 630.60           | 633.72        | 617.10        | 608.10        | 16.73                        | 0.88                          | 17.61                      | 13.81                    | 616.79                 | No                                  |                       |
| MW-12   | 07/27/89 | 630.60           | 633.72        | 617.10        | 608.10        | 16.74                        | 1.49                          | 18.23                      | 13.96                    | 616.64                 | No                                  |                       |
| MW-12   | 09/03/89 | 630.60           | 633.72        | 617.10        | 608.10        | 16.81                        | 2.01                          | 18.82                      | 14.14                    | 616.46                 | No                                  |                       |
| MW-12   | 11/16/89 | 630.60           | 633.72        | 617.10        | 608.10        | 16.17                        | 2.51                          | 18.68                      | 13.62                    | 616.98                 | No                                  |                       |
| MW-12   | 11/29/89 | 630.60           | 633.72        | 617.10        | 608.10        | 16.76                        | 1.59                          | 18.35                      | 14.00                    | 616.60                 | No                                  |                       |
| MW-12   | 12/01/89 | 630.60           | 633.72        | 617.10        | 608.10        | 16.86                        | 1.11                          | 17.97                      | 13.99                    | 616.61                 | No                                  |                       |
| MW-12   | 12/02/89 | 630.60           | 633.72        | 617.10        | 608.10        | 17.00                        | 2.42                          | 19.42                      | 14.43                    | 616.17                 | No                                  |                       |
| MW-12   | 05/04/90 | 630.60           | 633.72        | 617.10        | 608.10        | 17.11                        | 1.84                          | 18.95                      | 14.41                    | 616.19                 | No                                  |                       |
| MW-12   | 06/19/90 | 630.60           | 633.72        | 617.10        | 608.10        | 16.95                        | 1.35                          | 18.30                      | 14.13                    | 616.47                 | No                                  |                       |
| MW-12   | 06/27/90 | 630.60           | 633.72        | 617.10        | 608.10        | 17.05                        | 1.53                          | 18.58                      | 14.28                    | 616.32                 | No                                  |                       |
| MW-12   | 07/05/90 | 630.60           | 633.72        | 617.10        | 608.10        | 17.05                        | 2.33                          | 19.38                      | 14.46                    | 616.14                 | No                                  |                       |
| MW-12   | 07/13/90 | 630.60           | 633.72        | 617.10        | 608.10        | 17.00                        | 1.80                          | 18.80                      | 14.29                    | 616.31                 | No                                  |                       |
| MW-12   | 07/17/90 | 630.60           | 633.72        | 617.10        | 608.10        | 16.97                        | 1.73                          | 18.70                      | 14.24                    | 616.36                 | No                                  |                       |
| MW-12   | 07/25/90 | 630.60           | 633.72        | 617.10        | 608.10        | 17.05                        | 2.27                          | 19.32                      | 14.44                    | 616.16                 | No                                  |                       |
| MW-12   | 08/09/90 | 630.60           | 633.72        | 617.10        | 608.10        | 17.13                        | 2.34                          | 19.47                      | 14.54                    | 616.06                 | No                                  |                       |
| MW-12   | 01/04/91 | 630.60           | 633.72        | 617.10        | 608.10        | 16.68                        | 1.23                          | 17.91                      | 13.84                    | 616.76                 | No                                  |                       |
| MW-12   | 01/30/91 | 630.60           | 633.72        | 617.10        | 608.10        | 16.72                        | 1.95                          | 18.67                      | 14.04                    | 616.56                 | No                                  |                       |

**Table 3**  
**Groundwater and LNAPL Gauging Data - Terminal**  
Former Amoco Terminal  
Superior, Wisconsin

| Well ID | Date     | Ground Elevation | TOC Elevation | TOS Elevation | BOS Elevation | Depth to Product (feet BTOC) | Free Product Thickness (feet) | Depth to Water (feet BTOC) | Corrected DTW (feet bgs) | Corrected GW Elevation | Screen Submerged Below Water Table? | Comments/Observations |
|---------|----------|------------------|---------------|---------------|---------------|------------------------------|-------------------------------|----------------------------|--------------------------|------------------------|-------------------------------------|-----------------------|
| MW-12   | 04/24/91 | 630.60           | 633.72        | 617.10        | 608.10        | 16.83                        | <b>2.34</b>                   | 19.17                      | 14.24                    | 616.36                 | No                                  |                       |
| MW-12   | 07/09/91 | 630.60           | 633.72        | 617.10        | 608.10        | 15.70                        | <b>1.18</b>                   | 16.88                      | 12.85                    | 617.75                 | Yes                                 |                       |
| MW-12   | 10/08/91 | 630.60           | 633.72        | 617.10        | 608.10        | 14.22                        | <b>2.70</b>                   | 16.92                      | 11.71                    | 618.89                 | Yes                                 |                       |
| MW-12   | 01/07/92 | 630.60           | 633.72        | 617.10        | 608.10        | 14.21                        | <b>2.86</b>                   | 17.07                      | 11.74                    | 618.86                 | Yes                                 |                       |
| MW-12   | 10/14/92 | 630.60           | 633.72        | 617.10        | 608.10        | 13.93                        | <b>3.65</b>                   | 17.58                      | 11.63                    | 618.97                 | Yes                                 |                       |
| MW-12   | 06/25/93 | 630.60           | 633.72        | 617.10        | 608.10        | 12.73                        | <b>4.78</b>                   | 17.51                      | 10.69                    | 619.91                 | Yes                                 |                       |
| MW-12   | 10/28/93 | 630.60           | 633.72        | 617.10        | 608.10        | 14.80                        | <b>2.20</b>                   | 17.00                      | 12.18                    | 618.42                 | Yes                                 |                       |
| MW-12   | 01/29/94 | 630.60           | 633.72        | 617.10        | 608.10        | 15.56                        | <b>1.13</b>                   | 16.69                      | 12.70                    | 617.90                 | Yes                                 |                       |
| MW-12   | 04/27/94 | 630.60           | 633.72        | 617.10        | 608.10        | 15.88                        | <b>0.57</b>                   | 16.45                      | 12.89                    | 617.71                 | Yes                                 |                       |
| MW-12   | 07/21/94 | 630.60           | 633.72        | 617.10        | 608.10        | 14.78                        | <b>0.54</b>                   | 15.32                      | 11.78                    | 618.82                 | Yes                                 |                       |
| MW-12   | 08/30/94 | 630.60           | 633.72        | 617.10        | 608.10        | 15.58                        | <b>0.41</b>                   | 15.99                      | 12.55                    | 618.05                 | Yes                                 |                       |
| MW-12   | 10/25/94 | 630.60           | 633.72        | 617.10        | 608.10        | 15.09                        | <b>0.44</b>                   | 15.53                      | 12.07                    | 618.53                 | Yes                                 |                       |
| MW-12   | 07/12/95 | 630.60           | 633.72        | 617.10        | 608.10        | 15.99                        | <b>0.85</b>                   | 16.84                      | 13.06                    | 617.54                 | Yes                                 |                       |
| MW-12   | 11/13/95 | 630.60           | 633.72        | 617.10        | 608.10        | 14.95                        | <b>1.60</b>                   | 16.55                      | 12.19                    | 618.41                 | Yes                                 |                       |
| MW-12   | 03/13/96 | 630.60           | 633.72        | 617.10        | 608.10        | 16.47                        | <b>0.73</b>                   | 17.20                      | 13.51                    | 617.09                 | No                                  |                       |
| MW-12   | 10/08/96 | 630.60           | 633.72        | 617.10        | 608.10        | 14.10                        | <b>2.90</b>                   | 17.00                      | 11.64                    | 618.96                 | Yes                                 |                       |
| MW-12   | 04/29/97 | 630.60           | 633.72        | 617.10        | 608.10        | 13.70                        | <b>3.50</b>                   | 17.20                      | 11.37                    | 619.23                 | Yes                                 |                       |
| MW-12   | 06/10/97 | 630.60           | 633.72        | 617.10        | 608.10        | 14.47                        | <b>2.43</b>                   | 16.90                      | 11.90                    | 618.70                 | Yes                                 | FP bailed 5/22/97     |
| MW-12   | 11/03/98 | 630.60           | 633.72        | 617.10        | 608.10        | 16.71                        | <b>1.66</b>                   | 18.37                      | 13.96                    | 616.64                 | No                                  |                       |
| MW-12   | 03/02/99 | 630.60           | 633.72        | 617.10        | 608.10        | 16.75                        | <b>2.34</b>                   | 19.09                      | 14.16                    | 616.44                 | No                                  |                       |
| MW-12   | 10/07/99 | 630.60           | 633.72        | 617.10        | 608.10        | 14.28                        | <b>3.28</b>                   | 17.56                      | 11.90                    | 618.70                 | Yes                                 |                       |
| MW-12   | 11/09/99 | 630.60           | 633.72        | 617.10        | 608.10        | 14.26                        | <b>3.11</b>                   | 17.37                      | 11.84                    | 618.76                 | Yes                                 | bailed .5 gal. FP     |
| MW-12   | 12/21/99 | 630.60           | 633.72        | 617.10        | 608.10        | 17.21                        | <b>0.15</b>                   | 17.36                      | 14.12                    | 616.48                 | No                                  | bailed <0.1 gal. FP   |
| MW-12   | 01/27/00 | 630.60           | 633.72        | 617.10        | 608.10        | 16.00                        | <b>1.30</b>                   | 17.30                      | 13.17                    | 617.43                 | Yes                                 | bailed 0.2 gal. FP    |
| MW-12   | 02/24/00 | 630.60           | 633.72        | 617.10        | 608.10        | 16.31                        | <b>0.98</b>                   | 17.29                      | 13.41                    | 617.19                 | Yes                                 | bailed 0.2 gal. FP    |
| MW-12   | 03/31/00 | 630.60           | 633.72        | 617.10        | 608.10        | 16.37                        | <b>0.87</b>                   | 17.24                      | 13.45                    | 617.15                 | Yes                                 | bailed 0.25 gal. FP   |
| MW-12   | 04/20/00 | 630.60           | 633.72        | 617.10        | 608.10        | 16.12                        | <b>2.11</b>                   | 18.23                      | 13.48                    | 617.12                 | Yes                                 | bailed .5 gal. FP     |
| MW-12   | 04/26/00 | 630.60           | 633.72        | 617.10        | 608.10        | 16.40                        | <b>0.83</b>                   | 17.23                      | 13.47                    | 617.13                 | Yes                                 | bailed .5 gal. FP     |
| MW-12   | 05/31/00 | 630.60           | 633.72        | 617.10        | 608.10        | 16.49                        | <b>0.56</b>                   | 17.05                      | 13.50                    | 617.10                 | Yes                                 | bailed .125 gal. FP   |
| MW-12   | 06/29/00 | 630.60           | 633.72        | 617.10        | 608.10        | 16.27                        | <b>0.77</b>                   | 17.04                      | 13.32                    | 617.28                 | Yes                                 | bailed 0.25 gal. FP   |
| MW-12   | 07/26/00 | 630.60           | 633.72        | 617.10        | 608.10        | 16.40                        | <b>0.69</b>                   | 17.09                      | 13.44                    | 617.16                 | Yes                                 | bailed <0.1 gal. FP   |
| MW-12   | 08/18/00 | 630.60           | 633.72        | 617.10        | 608.10        | 16.62                        | <b>0.57</b>                   | 17.19                      | 13.63                    | 616.97                 | No                                  | bailed 0.25 gal. FP   |
| MW-12   | 09/27/00 | 630.60           | 633.72        | 617.10        | 608.10        | 16.83                        | <b>0.43</b>                   | 17.26                      | 13.81                    | 616.79                 | No                                  | bailed 0.125 gal. FP  |
| MW-12   | 10/11/00 | 630.60           | 633.72        | 617.10        | 608.10        | 16.74                        | <b>0.36</b>                   | 17.10                      | 13.70                    | 616.90                 | No                                  | bailed 0.15 gal. FP   |
| MW-12   | 11/17/00 | 630.60           | 633.72        | 617.10        | 608.10        | 16.89                        | <b>0.46</b>                   | 17.35                      | 13.87                    | 616.73                 | No                                  | bailed 0.25 gal. FP   |
| MW-12   | 12/12/00 | 630.60           | 633.72        | 617.10        | 608.10        | 16.84                        | <b>0.37</b>                   | 17.21                      | 13.80                    | 616.80                 | No                                  | bailed 0.25 gal. FP   |
| MW-12   | 01/18/01 | 630.60           | 633.72        | 617.10        | 608.10        | 17.10                        | <b>0.26</b>                   | 17.36                      | 14.04                    | 616.56                 | No                                  | bailed 0.25 gal. FP   |
| MW-12   | 05/23/01 | 630.60           | 633.72        | 617.10        | 608.10        | 16.30                        | <b>0.48</b>                   | 16.78                      | 13.29                    | 617.31                 | Yes                                 | no product bailed     |



**Table 3**  
**Groundwater and LNAPL Gauging Data - Terminal**  
Former Amoco Terminal  
Superior, Wisconsin

| Well ID | Date     | Ground Elevation | TOC Elevation | TOS Elevation | BOS Elevation | Depth to Product (feet BTOC) | Free Product Thickness (feet) | Depth to Water (feet BTOC) | Corrected DTW (feet bgs) | Corrected GW Elevation | Screen Submerged Below Water Table? | Comments/Observations |
|---------|----------|------------------|---------------|---------------|---------------|------------------------------|-------------------------------|----------------------------|--------------------------|------------------------|-------------------------------------|-----------------------|
| MW-12   | 06/19/01 | 630.60           | 633.72        | 617.10        | 608.10        | 16.24                        | <b>0.58</b>                   | 16.82                      | 13.25                    | 617.35                 | Yes                                 |                       |
| MW-12   | 07/26/01 | 630.60           | 633.72        | 617.10        | 608.10        | 16.49                        | <b>0.56</b>                   | 17.05                      | 13.50                    | 617.10                 | Yes                                 |                       |
| MW-12   | 08/31/01 | 630.60           | 633.72        | 617.10        | 608.10        | 16.90                        | <b>0.39</b>                   | 17.29                      | 13.87                    | 616.73                 | No                                  |                       |
| MW-12   | 09/26/01 | 630.60           | 633.72        | 617.10        | 608.10        | 16.92                        | <b>0.36</b>                   | 17.28                      | 13.88                    | 616.72                 | No                                  |                       |
| MW-12   | 10/24/01 | 630.60           | 633.72        | 617.10        | 608.10        | 17.00                        | <b>0.30</b>                   | 17.30                      | 13.95                    | 616.65                 | No                                  |                       |
| MW-12   | 12/20/01 | 630.60           | 633.72        | 617.10        | 608.10        | 17.51                        | <b>0.21</b>                   | 17.72                      | 14.44                    | 616.16                 | No                                  |                       |
| MW-12   | 01/22/02 | 630.60           | 633.72        | 617.10        | 608.10        | 17.49                        | <b>0.08</b>                   | 17.57                      | 14.39                    | 616.21                 | No                                  |                       |
| MW-12   | 02/26/02 | 630.60           | 633.72        | 617.10        | 608.10        | 17.73                        | <b>0.22</b>                   | 17.95                      | 14.66                    | 615.94                 | No                                  |                       |
| MW-12   | 03/20/02 | 630.60           | 633.72        | 617.10        | 608.10        | 17.81                        | <b>0.60</b>                   | 18.41                      | 14.83                    | 615.77                 | No                                  |                       |
| MW-12   | 04/24/02 | 630.60           | 633.72        | 617.10        | 608.10        | 16.71                        | <b>0.19</b>                   | 16.90                      | 13.63                    | 616.97                 | No                                  |                       |
| MW-12   | 05/15/02 | 630.60           | 633.72        | 617.10        | 608.10        | 17.41                        | <b>0.09</b>                   | 17.50                      | 14.31                    | 616.29                 | No                                  |                       |
| MW-12   | 06/27/02 | 630.60           | 633.72        | 617.10        | 608.10        | 17.58                        | <b>0.14</b>                   | 17.72                      | 14.49                    | 616.11                 | No                                  |                       |
| MW-12   | 07/25/02 | 630.60           | 633.72        | 617.10        | 608.10        | 17.45                        | <b>0.17</b>                   | 17.62                      | 14.37                    | 616.23                 | No                                  |                       |
| MW-12   | 08/20/02 | 630.60           | 633.72        | 617.10        | 608.10        | 17.49                        | <b>0.19</b>                   | 17.68                      | 14.41                    | 616.19                 | No                                  |                       |
| MW-12   | 09/30/02 | 630.60           | 633.72        | 617.10        | 608.10        | 17.07                        | <b>0.29</b>                   | 17.36                      | 14.02                    | 616.58                 | No                                  |                       |
| MW-12   | 11/05/02 | 630.60           | 633.72        | 617.10        | 608.10        | 16.98                        | <b>0.36</b>                   | 17.34                      | 13.94                    | 616.66                 | No                                  |                       |
| MW-12   | 12/23/02 | 630.60           | 633.72        | 617.10        | 608.10        | 17.19                        | <b>0.31</b>                   | 17.50                      | 14.14                    | 616.46                 | No                                  |                       |
| MW-12   | 01/28/03 | 630.60           | 633.72        | 617.10        | 608.10        | 17.60                        | <b>0.28</b>                   | 17.88                      | 14.54                    | 616.06                 | No                                  |                       |
| MW-12   | 02/19/03 | 630.60           | 633.72        | 617.10        | 608.10        | 17.72                        | <b>0.20</b>                   | 17.92                      | 14.65                    | 615.95                 | No                                  |                       |
| MW-12   | 04/17/03 | 630.60           | 633.72        | 617.10        | 608.10        | 17.91                        | <b>1.12</b>                   | 19.03                      | 15.04                    | 615.56                 | No                                  |                       |
| MW-12   | 10/23/03 | 630.60           | 633.72        | 617.10        | 608.10        | 18.03                        | <b>1.50</b>                   | 19.53                      | 15.25                    | 615.35                 | No                                  |                       |
| MW-12   | 12/03/03 | 630.60           | 633.72        | 617.10        | 608.10        | 18.12                        | <b>1.83</b>                   | 19.95                      | 15.41                    | 615.19                 | No                                  |                       |
| MW-12   | 04/19/04 | 632.36           | 633.91        | 617.10        | 608.10        | 18.62                        | <b>2.43</b>                   | 21.05                      | 17.62                    | 614.74                 | No                                  |                       |
| MW-12   | 07/28/04 | 632.36           | 633.91        | 617.10        | 608.10        | 18.08                        | <b>0.82</b>                   | 18.90                      | 16.72                    | 615.64                 | No                                  |                       |
| MW-12   | 11/15/04 | 632.36           | 633.91        | 617.10        | 608.10        | 17.55                        | <b>0.15</b>                   | 17.70                      | 16.03                    | 616.33                 | No                                  |                       |
| MW-12   | 04/18/05 | 632.36           | 633.91        | 617.10        | 608.10        | 17.42                        | <b>0.16</b>                   | 17.58                      | 15.91                    | 616.45                 | No                                  |                       |
| MW-12   | 10/11/05 | 632.36           | 633.91        | 617.10        | 608.10        | 17.09                        | <b>0.62</b>                   | 17.71                      | 15.68                    | 616.68                 | No                                  |                       |
| MW-12   | 05/23/06 | 632.36           | 633.91        | 617.10        | 608.10        | 16.35                        | <b>1.55</b>                   | 17.90                      | 15.15                    | 617.21                 | Yes                                 |                       |
| MW-12   | 10/16/06 | 632.36           | 633.91        | 617.10        | 608.10        | 17.18                        | <b>1.01</b>                   | 18.19                      | 15.86                    | 616.50                 | No                                  |                       |
| MW-12   | 04/23/07 | 632.36           | 633.91        | 617.10        | 608.10        | 17.68                        | <b>1.92</b>                   | 19.60                      | 16.56                    | 615.80                 | No                                  |                       |
| MW-12   | 09/25/07 | 632.36           | 633.91        | 617.10        | 608.10        | 17.71                        | <b>1.93</b>                   | 19.64                      | 16.60                    | 615.76                 | No                                  |                       |
| MW-12   | 05/01/08 | 632.36           | 633.91        | 617.10        | 608.10        | 16.62                        | <b>1.70</b>                   | 18.32                      | 15.45                    | 616.91                 | No                                  |                       |
| MW-12   | 10/20/08 | 632.36           | 633.91        | 617.10        | 608.10        | 15.59                        | <b>2.49</b>                   | 18.08                      | 14.60                    | 617.76                 | Yes                                 |                       |
| MW-12   | 04/18/09 | 632.36           | 633.91        | 617.10        | 608.10        | 16.44                        | <b>1.99</b>                   | 18.43                      | 15.34                    | 617.02                 | No                                  |                       |
| MW-12   | 10/11/09 | 632.36           | 633.91        | 617.10        | 608.10        | 17.07                        | <b>1.85</b>                   | 18.92                      | 15.94                    | 616.42                 | No                                  |                       |
| MW-12   | 04/28/10 | 632.36           | 633.91        | 617.10        | 608.10        | 16.96                        | <b>1.72</b>                   | 18.68                      | 15.80                    | 616.56                 | No                                  |                       |
| MW-12   | 10/25/10 | 632.36           | 633.91        | 617.10        | 608.10        | 15.30                        | <b>2.92</b>                   | 18.22                      | 14.41                    | 617.95                 | Yes                                 |                       |
| MW-12   | 04/25/11 | 632.36           | 633.91        | 617.10        | 608.10        | 16.50                        | <b>2.37</b>                   | 18.87                      | 15.49                    | 616.87                 | No                                  |                       |

**Table 3**  
**Groundwater and LNAPL Gauging Data - Terminal**  
Former Amoco Terminal  
Superior, Wisconsin

| Well ID | Date     | Ground Elevation | TOC Elevation | TOS Elevation | BOS Elevation | Depth to Product (feet BTOC) | Free Product Thickness (feet) | Depth to Water (feet BTOC) | Corrected DTW (feet bgs) | Corrected GW Elevation | Screen Submerged Below Water Table? | Comments/Observations      |
|---------|----------|------------------|---------------|---------------|---------------|------------------------------|-------------------------------|----------------------------|--------------------------|------------------------|-------------------------------------|----------------------------|
| MW-12   | 10/10/11 | 632.36           | 633.91        | 617.10        | 608.10        | 16.12                        | <b>2.57</b>                   | 18.69                      | 15.15                    | 617.21                 | Yes                                 |                            |
| MW-12   | 01/04/12 | 632.36           | 633.91        | 617.10        | 608.10        | 17.05                        | <b>2.24</b>                   | 19.29                      | 16.01                    | 616.35                 | No                                  |                            |
| MW-12   | 04/16/12 | 632.36           | 633.91        | 617.10        | 608.10        | 17.61                        | <b>1.34</b>                   | 18.95                      | 16.36                    | 616.00                 | No                                  |                            |
| MW-12   | 06/26/12 | 632.36           | 633.91        | 617.10        | 608.10        | 15.35                        | <b>3.07</b>                   | 18.42                      | 14.49                    | 617.87                 | Yes                                 |                            |
| MW-12   | 07/12/12 | 632.36           | 633.91        | 617.10        | 608.10        | 15.95                        | <b>2.64</b>                   | 18.59                      | 15.00                    | 617.36                 | Yes                                 | Spill Buddy Before Reading |
| MW-12   | 07/12/12 | 632.36           | 633.91        | 617.10        | 608.10        | 16.62                        | <b>0.36</b>                   | 16.98                      | 15.15                    | 617.21                 | Yes                                 | Spill Buddy After Reading  |
| MW-12   | 07/26/12 | 632.36           | 633.91        | 617.10        | 608.10        | 16.28                        | <b>2.52</b>                   | 18.80                      | 15.30                    | 617.06                 | No                                  | Spill Buddy Before Reading |
| MW-12   | 07/26/12 | 632.36           | 633.91        | 617.10        | 608.10        | 16.69                        | <b>0.58</b>                   | 17.27                      | 15.27                    | 617.09                 | No                                  | Spill Buddy After Reading  |
| MW-12   | 08/09/12 | 632.36           | 633.91        | 617.10        | 608.10        | 16.67                        | <b>1.72</b>                   | 18.39                      | 15.51                    | 616.85                 | No                                  | Spill Buddy Before Reading |
| MW-12   | 08/09/12 | 632.36           | 633.91        | 617.10        | 608.10        | 17.00                        | <b>0.40</b>                   | 17.40                      | 15.54                    | 616.82                 | No                                  | Spill Buddy After Reading  |
| MW-12   | 09/29/12 | 632.36           | 633.91        | 617.10        | 608.10        | 17.40                        | <b>1.09</b>                   | 18.49                      | 16.10                    | 616.26                 | No                                  | Spill Buddy Before Reading |
| MW-12   | 09/29/12 | 632.36           | 633.91        | 617.10        | 608.10        | 17.65                        | <b>0.27</b>                   | 17.92                      | 16.16                    | 616.20                 | No                                  | Spill Buddy After Reading  |
| MW-12   | 09/30/12 | 632.36           | 633.91        | 617.10        | 608.10        | 17.38                        | <b>0.98</b>                   | 18.36                      | 16.05                    | 616.31                 | No                                  |                            |
| MW-12   | 11/21/12 | 632.36           | 633.91        | 617.10        | 608.10        | 17.78                        | <b>0.82</b>                   | 18.60                      | 16.42                    | 615.94                 | No                                  |                            |
| MW-12   | 12/17/12 | 632.36           | 633.91        | 617.10        | 608.10        | 17.96                        | <b>0.67</b>                   | 18.63                      | 16.56                    | 615.80                 | No                                  |                            |
| MW-12   | 05/05/13 | 632.36           | 633.91        | 617.10        | 608.10        | 18.23                        | <b>0.59</b>                   | 18.82                      | 16.81                    | 615.55                 | No                                  |                            |
| MW-12   | 10/03/13 | 632.36           | 633.91        | 617.10        | 608.10        | 18.02                        | <b>0.74</b>                   | 18.76                      | 16.64                    | 615.72                 | No                                  |                            |
| MW-13   | 03/23/88 | 634.40           | 636.48        | 618.80        | 609.80        | NP                           | <b>0.00</b>                   | 19.86                      | 17.78                    | 616.62                 | No                                  |                            |
| MW-13   | 09/08/88 | 634.40           | 636.48        | 618.80        | 609.80        | NP                           | <b>0.00</b>                   | 20.07                      | 17.99                    | 616.41                 | No                                  |                            |
| MW-13   | 09/20/88 | 634.40           | 636.48        | 618.80        | 609.80        | NP                           | <b>0.00</b>                   | 20.30                      | 18.22                    | 616.18                 | No                                  |                            |
| MW-13   | 04/27/89 | 634.40           | 636.48        | 618.80        | 609.80        | NP                           | <b>0.00</b>                   | 20.19                      | 18.11                    | 616.29                 | No                                  |                            |
| MW-13   | 05/18/89 | 634.40           | 636.48        | 618.80        | 609.80        | NP                           | <b>0.00</b>                   | 19.82                      | 17.74                    | 616.66                 | No                                  |                            |
| MW-13   | 06/30/89 | 634.40           | 636.48        | 618.80        | 609.80        | NP                           | <b>0.00</b>                   | 18.57                      | 16.49                    | 617.91                 | No                                  |                            |
| MW-13   | 07/12/89 | 634.40           | 636.48        | 618.80        | 609.80        | NP                           | <b>0.00</b>                   | 19.74                      | 17.66                    | 616.74                 | No                                  |                            |
| MW-13   | 07/26/89 | 634.40           | 636.48        | 618.80        | 609.80        | NP                           | <b>0.00</b>                   | 19.67                      | 17.59                    | 616.81                 | No                                  |                            |
| MW-13   | 07/27/89 | 634.40           | 636.48        | 618.80        | 609.80        | NP                           | <b>0.00</b>                   | 19.77                      | 17.69                    | 616.71                 | No                                  |                            |
| MW-13   | 09/03/89 | 634.40           | 636.48        | 618.80        | 609.80        | NP                           | <b>0.00</b>                   | 19.93                      | 17.85                    | 616.55                 | No                                  |                            |
| MW-13   | 11/16/89 | 634.40           | 636.48        | 618.80        | 609.80        | NP                           | <b>0.00</b>                   | 20.05                      | 17.97                    | 616.43                 | No                                  |                            |
| MW-13   | 11/28/89 | 634.40           | 636.48        | 618.80        | 609.80        | NP                           | <b>0.00</b>                   | 20.27                      | 18.19                    | 616.21                 | No                                  |                            |
| MW-13   | 06/01/90 | 634.40           | 636.48        | 618.80        | 609.80        | NP                           | <b>0.00</b>                   | 20.00                      | 17.92                    | 616.48                 | No                                  |                            |
| MW-13   | 06/19/90 | 634.40           | 636.48        | 618.80        | 609.80        | NP                           | <b>0.00</b>                   | 19.95                      | 17.87                    | 616.53                 | No                                  |                            |
| MW-13   | 06/27/90 | 634.40           | 636.48        | 618.80        | 609.80        | NP                           | <b>0.00</b>                   | 21.11                      | 19.03                    | 615.37                 | No                                  |                            |
| MW-13   | 07/05/90 | 634.40           | 636.48        | 618.80        | 609.80        | NP                           | <b>0.00</b>                   | 20.38                      | 18.30                    | 616.10                 | No                                  |                            |
| MW-13   | 07/13/90 | 634.40           | 636.48        | 618.80        | 609.80        | NP                           | <b>0.00</b>                   | 20.33                      | 18.25                    | 616.15                 | No                                  |                            |
| MW-13   | 07/17/90 | 634.40           | 636.48        | 618.80        | 609.80        | NP                           | <b>0.00</b>                   | 20.75                      | 18.67                    | 615.73                 | No                                  |                            |
| MW-13   | 07/25/90 | 634.40           | 636.48        | 618.80        | 609.80        | NP                           | <b>0.00</b>                   | 20.28                      | 18.20                    | 616.20                 | No                                  |                            |
| MW-13   | 08/09/90 | 634.40           | 636.48        | 618.80        | 609.80        | NP                           | <b>0.00</b>                   | 20.13                      | 18.05                    | 616.35                 | No                                  |                            |

**Table 3**  
**Groundwater and LNAPL Gauging Data - Terminal**  
Former Amoco Terminal  
Superior, Wisconsin

| Well ID | Date     | Ground Elevation | TOC Elevation | TOS Elevation | BOS Elevation | Depth to Product (feet BTOC) | Free Product Thickness (feet) | Depth to Water (feet BTOC) | Corrected DTW (feet bgs) | Corrected GW Elevation | Screen Submerged Below Water Table? | Comments/Observations |
|---------|----------|------------------|---------------|---------------|---------------|------------------------------|-------------------------------|----------------------------|--------------------------|------------------------|-------------------------------------|-----------------------|
| MW-13   | 08/14/90 | 634.40           | 636.48        | 618.80        | 609.80        | NP                           | 0.00                          | 20.15                      | 18.07                    | 616.33                 | No                                  |                       |
| MW-13   | 08/27/90 | 634.40           | 636.48        | 618.80        | 609.80        | NP                           | 0.00                          | 19.90                      | 17.82                    | 616.58                 | No                                  |                       |
| MW-13   | 09/06/90 | 634.40           | 636.48        | 618.80        | 609.80        | NP                           | 0.00                          | 19.69                      | 17.61                    | 616.79                 | No                                  |                       |
| MW-13   | 01/04/91 | 634.40           | 636.48        | 618.80        | 609.80        | NP                           | 0.00                          | 19.45                      | 17.37                    | 617.03                 | No                                  |                       |
| MW-13   | 01/30/91 | 634.40           | 636.48        | 618.80        | 609.80        | NP                           | 0.00                          | 19.58                      | 17.50                    | 616.90                 | No                                  |                       |
| MW-13   | 04/24/91 | 634.40           | 636.48        | 618.80        | 609.80        | NP                           | 0.00                          | 20.11                      | 18.03                    | 616.37                 | No                                  |                       |
| MW-13   | 07/09/91 | 634.40           | 636.48        | 618.80        | 609.80        | NP                           | 0.00                          | 18.41                      | 16.33                    | 618.07                 | No                                  |                       |
| MW-13   | 10/08/91 | 634.40           | 636.48        | 618.80        | 609.80        | NP                           | 0.00                          | 17.07                      | 14.99                    | 619.41                 | Yes                                 |                       |
| MW-13   | 01/07/92 | 634.40           | 636.48        | 618.80        | 609.80        | NP                           | 0.00                          | 17.20                      | 15.12                    | 619.28                 | Yes                                 |                       |
| MW-13   | 10/14/92 | 634.40           | 636.48        | 618.80        | 609.80        | NP                           | 0.00                          | 16.88                      | 14.80                    | 619.60                 | Yes                                 |                       |
| MW-13   | 01/29/94 | 634.40           | 636.48        | 618.80        | 609.80        | NP                           | 0.00                          | 18.08                      | 16.00                    | 618.40                 | No                                  |                       |
| MW-13   | 04/27/94 | 634.40           | 636.48        | 618.80        | 609.80        | NP                           | 0.00                          | 18.19                      | 16.11                    | 618.29                 | No                                  |                       |
| MW-13   | 07/21/94 | 634.40           | 636.48        | 618.80        | 609.80        | NP                           | 0.00                          | 17.99                      | 15.91                    | 618.49                 | No                                  |                       |
| MW-13   | 10/25/94 | 634.40           | 636.48        | 618.80        | 609.80        | NP                           | 0.00                          | 17.33                      | 15.25                    | 619.15                 | Yes                                 |                       |
| MW-13   | 10/27/94 | 634.40           | 636.48        | 618.80        | 609.80        | NP                           | 0.00                          | 16.82                      | 14.74                    | 619.66                 | Yes                                 |                       |
| MW-13   | 02/01/95 | 634.40           | 636.48        | 618.80        | 609.80        | NP                           | 0.00                          | 18.51                      | 16.43                    | 617.97                 | No                                  |                       |
| MW-13   | 04/04/95 | 634.40           | 636.48        | 618.80        | 609.80        | NP                           | 0.00                          | 19.34                      | 17.26                    | 617.14                 | No                                  |                       |
| MW-13   | 07/12/95 | 634.40           | 636.48        | 618.80        | 609.80        | NP                           | 0.00                          | 18.21                      | 16.13                    | 618.27                 | No                                  |                       |
| MW-13   | 11/13/95 | 634.40           | 636.48        | 618.80        | 609.80        | NP                           | 0.00                          | 17.22                      | 15.14                    | 619.26                 | Yes                                 |                       |
| MW-13   | 03/13/96 | 634.40           | 636.48        | 618.80        | 609.80        | NP                           | 0.00                          | 18.68                      | 16.60                    | 617.80                 | No                                  |                       |
| MW-13   | 10/08/96 | 634.40           | 636.48        | 618.80        | 609.80        | NP                           | 0.00                          | 16.41                      | 14.33                    | 620.07                 | Yes                                 |                       |
| MW-13   | 04/29/97 | 634.40           | 636.48        | 618.80        | 609.80        | NP                           | 0.00                          | 15.85                      | 13.77                    | 620.63                 | Yes                                 |                       |
| MW-13   | 11/03/98 | 634.40           | 636.48        | 618.80        | 609.80        | NP                           | 0.00                          | 19.03                      | 16.95                    | 617.45                 | No                                  |                       |
| MW-13   | 03/02/99 | 634.40           | 636.48        | 618.80        | 609.80        | NP                           | 0.00                          | 19.02                      | 16.94                    | 617.46                 | No                                  |                       |
| MW-13   | 04/26/00 | 634.40           | 636.48        | 618.80        | 609.80        | NP                           | 0.00                          | 18.36                      | 16.28                    | 618.12                 | No                                  |                       |
| MW-13   | 08/18/00 | 634.40           | 636.48        | 618.80        | 609.80        | NP                           | 0.00                          | 18.35                      | 16.27                    | 618.13                 | No                                  |                       |
| MW-13   | 11/05/02 | 634.40           | 636.48        | 618.80        | 609.80        | NP                           | 0.00                          | 18.44                      | 16.36                    | 618.04                 | No                                  |                       |
| MW-13   | 08/18/03 |                  |               |               |               | <b>Abandoned</b>             |                               |                            |                          |                        |                                     |                       |
| MW-14   | 09/08/88 | 634.90           | 636.47        | 617.90        | 607.90        | 20.75                        | 4.35                          | 25.10                      | 20.16                    | 614.74                 | No                                  |                       |
| MW-14   | 09/20/88 | 634.90           | 636.47        | 617.90        | 607.90        | 20.67                        | 6.23                          | 26.90                      | 20.51                    | 614.39                 | No                                  |                       |
| MW-14   | 04/27/89 | 634.90           | 636.47        | 617.90        | 607.90        | 20.68                        | 6.75                          | 27.43                      | 20.63                    | 614.27                 | No                                  |                       |
| MW-14   | 05/18/89 | 634.90           | 636.47        | 617.90        | 607.90        | 20.21                        | 5.14                          | 25.35                      | 19.80                    | 615.10                 | No                                  |                       |
| MW-14   | 06/30/89 | 634.90           | 636.47        | 617.90        | 607.90        | 19.5                         | 5.28                          | 24.78                      | 19.12                    | 615.78                 | No                                  |                       |
| MW-14   | 07/12/89 | 634.90           | 636.47        | 617.90        | 607.90        | 19.93                        | 5.30                          | 25.23                      | 19.56                    | 615.34                 | No                                  |                       |
| MW-14   | 07/26/89 | 634.90           | 636.47        | 617.90        | 607.90        | 19.9                         | 4.78                          | 24.68                      | 19.41                    | 615.49                 | No                                  |                       |
| MW-14   | 07/27/89 | 634.90           | 636.47        | 617.90        | 607.90        | 20.25                        | 7.58                          | 27.83                      | 20.39                    | 614.51                 | No                                  |                       |
| MW-14   | 09/03/89 | 634.90           | 636.47        | 617.90        | 607.90        | 20.65                        | 7.03                          | 27.68                      | 20.67                    | 614.23                 | No                                  |                       |

**Table 3**  
**Groundwater and LNAPL Gauging Data - Terminal**  
Former Amoco Terminal  
Superior, Wisconsin

| Well ID | Date     | Ground Elevation | TOC Elevation | TOS Elevation | BOS Elevation | Depth to Product (feet BTOC) | Free Product Thickness (feet) | Depth to Water (feet BTOC) | Corrected DTW (feet bgs) | Corrected GW Elevation | Screen Submerged Below Water Table? | Comments/Observations |
|---------|----------|------------------|---------------|---------------|---------------|------------------------------|-------------------------------|----------------------------|--------------------------|------------------------|-------------------------------------|-----------------------|
| MW-14   | 11/16/89 | 634.90           | 636.47        | 617.90        | 607.90        | 20.59                        | <b>6.79</b>                   | 27.38                      | 20.55                    | 614.35                 | No                                  |                       |
| MW-14   | 11/29/89 | 634.90           | 636.47        | 617.90        | 607.90        | 20.4                         | <b>4.90</b>                   | 25.30                      | 19.94                    | 614.96                 | No                                  |                       |
| MW-14   | 12/01/89 | 634.90           | 636.47        | 617.90        | 607.90        | 20.6                         | <b>4.24</b>                   | 24.84                      | 19.99                    | 614.91                 | No                                  |                       |
| MW-14   | 12/02/89 | 634.90           | 636.47        | 617.90        | 607.90        | 20.67                        | <b>3.85</b>                   | 24.52                      | 19.97                    | 614.93                 | No                                  |                       |
| MW-14   | 05/04/90 | 634.90           | 636.47        | 617.90        | 607.90        | 21.17                        | <b>5.25</b>                   | 26.42                      | 20.79                    | 614.11                 | No                                  |                       |
| MW-14   | 06/01/90 | 634.90           | 636.47        | 617.90        | 607.90        | 20.9                         | <b>5.00</b>                   | 25.90                      | 20.46                    | 614.44                 | No                                  |                       |
| MW-14   | 06/19/90 | 634.90           | 636.47        | 617.90        | 607.90        | 20.78                        | <b>4.42</b>                   | 25.20                      | 20.21                    | 614.69                 | No                                  |                       |
| MW-14   | 06/27/90 | 634.90           | 636.47        | 617.90        | 607.90        | 20.88                        | <b>5.53</b>                   | 26.41                      | 20.56                    | 614.34                 | No                                  |                       |
| MW-14   | 07/05/90 | 634.90           | 636.47        | 617.90        | 607.90        | 21.17                        | <b>4.99</b>                   | 26.16                      | 20.73                    | 614.17                 | No                                  |                       |
| MW-14   | 07/13/90 | 634.90           | 636.47        | 617.90        | 607.90        | 20.88                        | <b>5.62</b>                   | 26.50                      | 20.58                    | 614.32                 | No                                  |                       |
| MW-14   | 07/17/90 | 634.90           | 636.47        | 617.90        | 607.90        | 20.75                        | <b>5.90</b>                   | 26.65                      | 20.51                    | 614.39                 | No                                  |                       |
| MW-14   | 07/25/90 | 634.90           | 636.47        | 617.90        | 607.90        | 20.87                        | <b>6.91</b>                   | 27.78                      | 20.86                    | 614.04                 | No                                  |                       |
| MW-14   | 08/09/90 | 634.90           | 636.47        | 617.90        | 607.90        | 20.83                        | <b>6.27</b>                   | 27.10                      | 20.68                    | 614.22                 | No                                  |                       |
| MW-14   | 08/27/90 | 634.90           | 636.47        | 617.90        | 607.90        | 20.82                        | <b>5.83</b>                   | 26.65                      | 20.57                    | 614.33                 | No                                  |                       |
| MW-14   | 09/06/90 | 634.90           | 636.47        | 617.90        | 607.90        | 20.68                        | <b>4.47</b>                   | 25.15                      | 20.12                    | 614.78                 | No                                  |                       |
| MW-14   | 01/04/91 | 634.90           | 636.47        | 617.90        | 607.90        | 20.11                        | <b>4.76</b>                   | 24.87                      | 19.62                    | 615.28                 | No                                  |                       |
| MW-14   | 01/30/91 | 634.90           | 636.47        | 617.90        | 607.90        | 20.25                        | <b>5.52</b>                   | 25.77                      | 19.93                    | 614.97                 | No                                  |                       |
| MW-14   | 04/24/91 | 634.90           | 636.47        | 617.90        | 607.90        | 20.78                        | <b>3.27</b>                   | 24.05                      | 19.95                    | 614.95                 | No                                  |                       |
| MW-14   | 06/06/91 | 634.90           | 636.47        | 617.90        | 607.90        | 19.82                        | <b>1.70</b>                   | 21.52                      | 18.63                    | 616.27                 | No                                  |                       |
| MW-14   | 07/09/91 | 634.90           | 636.47        | 617.90        | 607.90        | 18.91                        | <b>1.37</b>                   | 20.28                      | 17.65                    | 617.25                 | No                                  |                       |
| MW-14   | 08/06/91 | 634.90           | 636.47        | 617.90        | 607.90        | 18.02                        | <b>1.22</b>                   | 19.24                      | 16.73                    | 618.17                 | Yes                                 |                       |
| MW-14   | 09/04/91 | 634.90           | 636.47        | 617.90        | 607.90        | 18.00                        | <b>1.34</b>                   | 19.34                      | 16.73                    | 618.17                 | Yes                                 |                       |
| MW-14   | 10/08/91 | 634.90           | 636.47        | 617.90        | 607.90        | 17.12                        | <b>1.30</b>                   | 18.42                      | 15.84                    | 619.06                 | Yes                                 |                       |
| MW-14   | 11/08/91 | 634.90           | 636.47        | 617.90        | 607.90        | 17.79                        | <b>1.35</b>                   | 19.14                      | 16.52                    | 618.38                 | Yes                                 |                       |
| MW-14   | 12/03/91 | 634.90           | 636.47        | 617.90        | 607.90        | 16.05                        | <b>1.25</b>                   | 17.30                      | 14.76                    | 620.14                 | Yes                                 |                       |
| MW-14   | 01/07/92 | 634.90           | 636.47        | 617.90        | 607.90        | 17.57                        | <b>1.27</b>                   | 18.84                      | 16.29                    | 618.61                 | Yes                                 |                       |
| MW-14   | 02/04/92 | 634.90           | 636.47        | 617.90        | 607.90        | 18.30                        | <b>1.20</b>                   | 19.50                      | 17.00                    | 617.90                 | No                                  |                       |
| MW-14   | 03/03/92 | 634.90           | 636.47        | 617.90        | 607.90        | 18.70                        | <b>1.38</b>                   | 20.08                      | 17.44                    | 617.46                 | No                                  |                       |
| MW-14   | 09/24/92 | 634.90           | 636.47        | 617.90        | 607.90        | 16.89                        | <b>1.20</b>                   | 18.09                      | 15.59                    | 619.31                 | Yes                                 |                       |
| MW-14   | 10/14/92 | 634.90           | 636.47        | 617.90        | 607.90        | 17.83                        | <b>1.31</b>                   | 19.14                      | 16.56                    | 618.34                 | Yes                                 |                       |
| MW-14   | 06/25/93 | 634.90           | 636.47        | 617.90        | 607.90        | 14.65                        | <b>1.82</b>                   | 16.47                      | 13.49                    | 621.41                 | Yes                                 |                       |
| MW-14   | 10/28/93 | 634.90           | 636.47        | 617.90        | 607.90        | 18.20                        | <b>1.82</b>                   | 20.02                      | 17.04                    | 617.86                 | No                                  |                       |
| MW-14   | 01/29/94 | 634.90           | 636.47        | 617.90        | 607.90        | 18.89                        | <b>1.80</b>                   | 20.69                      | 17.73                    | 617.17                 | No                                  |                       |
| MW-14   | 04/27/94 | 634.90           | 636.47        | 617.90        | 607.90        | 18.60                        | <b>5.07</b>                   | 23.67                      | 18.18                    | 616.72                 | No                                  |                       |
| MW-14   | 07/21/94 | 634.90           | 636.47        | 617.90        | 607.90        | 17.20                        | <b>2.18</b>                   | 19.38                      | 16.12                    | 618.78                 | Yes                                 |                       |
| MW-14   | 10/25/94 | 634.90           | 636.47        | 617.90        | 607.90        | 17.91                        | <b>2.10</b>                   | 20.01                      | 16.81                    | 618.09                 | Yes                                 |                       |
| MW-14   | 11/02/94 | 634.90           | 636.47        | 617.90        | 607.90        | 15.58                        | <b>3.02</b>                   | 18.60                      | 14.69                    | 620.21                 | Yes                                 |                       |
| MW-14   | 02/01/95 | 634.90           | 636.47        | 617.90        | 607.90        | 19.79                        | <b>1.71</b>                   | 21.50                      | 18.61                    | 616.29                 | No                                  |                       |

**Table 3**  
**Groundwater and LNAPL Gauging Data - Terminal**  
Former Amoco Terminal  
Superior, Wisconsin

| Well ID | Date     | Ground Elevation | TOC Elevation | TOS Elevation | BOS Elevation | Depth to Product (feet BTOC) | Free Product Thickness (feet) | Depth to Water (feet BTOC) | Corrected DTW (feet bgs) | Corrected GW Elevation | Screen Submerged Below Water Table? | Comments/Observations         |
|---------|----------|------------------|---------------|---------------|---------------|------------------------------|-------------------------------|----------------------------|--------------------------|------------------------|-------------------------------------|-------------------------------|
| MW-14   | 04/04/95 | 634.90           | 636.47        | 617.90        | 607.90        | 19.98                        | <b>2.52</b>                   | 22.50                      | 18.98                    | 615.92                 | No                                  |                               |
| MW-14   | 07/12/95 | 634.90           | 636.47        | 617.90        | 607.90        | 19.01                        | <b>1.23</b>                   | 20.24                      | 17.72                    | 617.18                 | No                                  |                               |
| MW-14   | 11/14/95 | 634.90           | 636.47        | 617.90        | 607.90        | 17.59                        | <b>0.66</b>                   | 18.25                      | 16.17                    | 618.73                 | Yes                                 |                               |
| MW-14   | 03/13/96 | 634.90           | 636.47        | 617.90        | 607.90        | 19.70                        | <b>1.70</b>                   | 21.40                      | 18.51                    | 616.39                 | No                                  |                               |
| MW-14   | 10/08/96 | 634.90           | 636.47        | 617.90        | 607.90        | 16.50                        | <b>1.43</b>                   | 17.93                      | 15.25                    | 619.65                 | Yes                                 |                               |
| MW-14   | 04/29/97 | 634.90           | 636.47        | 617.90        | 607.90        | 15.45                        | <b>1.40</b>                   | 16.85                      | 14.20                    | 620.70                 | Yes                                 |                               |
| MW-14   | 06/10/97 | 634.90           | 636.47        | 617.90        | 607.90        | 17.18                        | <b>0.27</b>                   | 17.45                      | 15.67                    | 619.23                 | Yes                                 | FP bailed 5/22/97             |
| MW-14   | 11/03/98 | 634.90           | 636.47        | 617.90        | 607.90        | 19.60                        | <b>3.34</b>                   | 22.94                      | 18.78                    | 616.12                 | No                                  |                               |
| MW-14   | 03/02/99 | 634.90           | 636.47        | 617.90        | 607.90        | 19.74                        | <b>3.44</b>                   | 23.18                      | 18.95                    | 615.95                 | No                                  |                               |
| MW-14   | 10/07/99 | 634.90           | 636.47        | 617.90        | 607.90        | 16.49                        | <b>0.16</b>                   | 16.65                      | 14.96                    | 619.94                 | Yes                                 |                               |
| MW-14   | 11/09/99 | 634.90           | 636.47        | 617.90        | 607.90        | 16.30                        | <b>0.41</b>                   | 16.71                      | 14.82                    | 620.08                 | Yes                                 | bailed <0.1 gal. FP           |
| MW-14   | 12/21/99 | 634.90           | 636.47        | 617.90        | 607.90        | 18.25                        | <b>0.05</b>                   | 18.30                      | 16.69                    | 618.21                 | Yes                                 |                               |
| MW-14   | 01/27/00 | 634.90           | 636.47        | 617.90        | 607.90        | 19.10                        | <b>0.01</b>                   | 19.11                      | 17.53                    | 617.37                 | No                                  |                               |
| MW-14   | 02/24/00 | 634.90           | 636.47        | 617.90        | 607.90        | 17.70                        | <b>2.31</b>                   | 20.01                      | 16.65                    | 618.25                 | Yes                                 | bailed <0.1 gal. FP           |
| MW-14   | 03/31/00 | 634.90           | 636.47        | 617.90        | 607.90        | 19.17                        | <b>1.53</b>                   | 20.70                      | 17.95                    | 616.95                 | No                                  | bailed 0.25 gal. FP           |
| MW-14   | 04/20/00 | 634.90           | 636.47        | 617.90        | 607.90        | 19.00                        | <b>1.38</b>                   | 20.38                      | 17.74                    | 617.16                 | No                                  | bailed 0.25 gal. FP           |
| MW-14   | 04/26/00 | 634.90           | 636.47        | 617.90        | 607.90        | 18.93                        | <b>1.10</b>                   | 20.03                      | 17.61                    | 617.29                 | No                                  | bailed 1 gal. FP              |
| MW-14   | 05/31/00 | 634.90           | 636.47        | 617.90        | 607.90        | 19.07                        | <b>0.13</b>                   | 19.20                      | 17.53                    | 617.37                 | No                                  | bailed 0.125 gal. FP          |
| MW-14   | 06/29/00 | 634.90           | 636.47        | 617.90        | 607.90        | 19.03                        | <b>0.11</b>                   | 19.14                      | 17.48                    | 617.42                 | No                                  | bailed 0.1 gal. FP            |
| MW-14   | 07/26/00 | 634.90           | 636.47        | 617.90        | 607.90        | 19.19                        | <b>0.05</b>                   | 19.24                      | 17.63                    | 617.27                 | No                                  |                               |
| MW-14   | 08/18/00 | 634.90           | 636.47        | 617.90        | 607.90        | 19.56                        | <b>0.07</b>                   | 19.63                      | 18.01                    | 616.89                 | No                                  | bailed 0.125 gal. FP          |
| MW-14   | 09/27/00 | 634.90           | 636.47        | 617.90        | 607.90        | 19.76                        | <b>1.00</b>                   | 20.76                      | 18.42                    | 616.48                 | No                                  | bailed 0.125 gal. FP          |
| MW-14   | 10/11/00 | 634.90           | 636.47        | 617.90        | 607.90        | 19.97                        | <b>1.16</b>                   | 21.13                      | 18.66                    | 616.24                 | No                                  | bailed 0.75 gal. FP           |
| MW-14   | 11/17/00 | 634.90           | 636.47        | 617.90        | 607.90        | 19.53                        | <b>2.33</b>                   | 21.86                      | 18.49                    | 616.41                 | No                                  | bailed 1.75 gal. FP           |
| MW-14   | 12/12/00 | 634.90           | 636.47        | 617.90        | 607.90        | 19.50                        | <b>0.97</b>                   | 20.47                      | 18.15                    | 616.75                 | No                                  | bailed 1.25 gal. FP           |
| MW-14   | 01/18/01 | 634.90           | 636.47        | 617.90        | 607.90        | 19.76                        | <b>0.99</b>                   | 20.75                      | 18.41                    | 616.49                 | No                                  | bailed 2 gal. FP              |
| MW-14   | 04/24/01 | 634.90           | 636.47        | 617.90        | 607.90        | 19.58                        | <b>2.32</b>                   | 21.90                      | 18.53                    | 616.37                 | No                                  | product abated using vactruck |
| MW-14   | 05/23/01 | 634.90           | 636.47        | 617.90        | 607.90        | 18.66                        | <b>0.92</b>                   | 19.58                      | 17.30                    | 617.60                 | No                                  | no product bailed             |
| MW-14   | 06/19/01 | 634.90           | 636.47        | 617.90        | 607.90        | 18.49                        | <b>0.88</b>                   | 19.37                      | 17.12                    | 617.78                 | No                                  |                               |
| MW-14   | 07/26/01 | 634.90           | 636.47        | 617.90        | 607.90        | 19.13                        | <b>0.90</b>                   | 20.03                      | 17.76                    | 617.14                 | No                                  |                               |
| MW-14   | 08/31/01 | 634.90           | 636.47        | 617.90        | 607.90        | 19.51                        | <b>0.89</b>                   | 20.40                      | 18.14                    | 616.76                 | No                                  |                               |
| MW-14   | 09/26/01 | 634.90           | 636.47        | 617.90        | 607.90        | 19.71                        | <b>1.08</b>                   | 20.79                      | 18.38                    | 616.52                 | No                                  |                               |
| MW-14   | 10/24/01 | 634.90           | 636.47        | 617.90        | 607.90        | 19.69                        | <b>1.46</b>                   | 21.15                      | 18.45                    | 616.45                 | No                                  |                               |
| MW-14   | 12/20/01 | 634.90           | 636.47        | 617.90        | 607.90        | 19.90                        | <b>2.74</b>                   | 22.64                      | 18.95                    | 615.95                 | No                                  |                               |
| MW-14   | 01/22/02 | 634.90           | 636.47        | 617.90        | 607.90        | 20.39                        | <b>2.84</b>                   | 23.23                      | 19.46                    | 615.44                 | No                                  |                               |
| MW-14   | 02/26/02 | 634.90           | 636.47        | 617.90        | 607.90        | 20.27                        | <b>3.74</b>                   | 24.01                      | 19.54                    | 615.36                 | No                                  |                               |
| MW-14   | 03/20/02 | 634.90           | 636.47        | 617.90        | 607.90        | 20.50                        | <b>3.52</b>                   | 24.02                      | 19.73                    | 615.17                 | No                                  |                               |
| MW-14   | 04/24/02 | 634.90           | 636.47        | 617.90        | 607.90        | 19.78                        | <b>2.88</b>                   | 22.66                      | 18.86                    | 616.04                 | No                                  |                               |

**Table 3**  
**Groundwater and LNAPL Gauging Data - Terminal**  
Former Amoco Terminal  
Superior, Wisconsin

| Well ID | Date     | Ground Elevation | TOC Elevation | TOS Elevation | BOS Elevation | Depth to Product (feet BTOC) | Free Product Thickness (feet) | Depth to Water (feet BTOC) | Corrected DTW (feet bgs) | Corrected GW Elevation | Screen Submerged Below Water Table? | Comments/Observations |
|---------|----------|------------------|---------------|---------------|---------------|------------------------------|-------------------------------|----------------------------|--------------------------|------------------------|-------------------------------------|-----------------------|
| MW-14   | 05/15/02 | 634.90           | 636.47        | 617.90        | 607.90        | 19.48                        | <b>2.42</b>                   | 21.90                      | 18.46                    | 616.44                 | No                                  |                       |
| MW-14   | 06/27/02 | 634.90           | 636.47        | 617.90        | 607.90        | 19.63                        | <b>1.64</b>                   | 21.27                      | 18.43                    | 616.47                 | No                                  |                       |
| MW-14   | 07/25/02 | 634.90           | 636.47        | 617.90        | 607.90        | 19.69                        | <b>0.76</b>                   | 20.45                      | 18.29                    | 616.61                 | No                                  |                       |
| MW-14   | 08/20/02 | 634.90           | 636.47        | 617.90        | 607.90        | 19.43                        | <b>0.85</b>                   | 20.28                      | 18.05                    | 616.85                 | No                                  |                       |
| MW-14   | 09/30/02 | 634.90           | 636.47        | 617.90        | 607.90        | 19.00                        | <b>0.68</b>                   | 19.68                      | 17.58                    | 617.32                 | No                                  |                       |
| MW-14   | 11/05/02 | 634.90           | 636.47        | 617.90        | 607.90        | 18.71                        | <b>0.67</b>                   | 19.38                      | 17.29                    | 617.61                 | No                                  |                       |
| MW-14   | 12/23/02 | 634.90           | 636.47        | 617.90        | 607.90        | 19.72                        | <b>0.68</b>                   | 20.40                      | 18.30                    | 616.60                 | No                                  |                       |
| MW-14   | 01/28/03 | 634.90           | 636.47        | 617.90        | 607.90        | 20.40                        | <b>0.53</b>                   | 20.93                      | 18.95                    | 615.95                 | No                                  |                       |
| MW-14   | 02/19/03 | 634.90           | 636.47        | 617.90        | 607.90        | 20.38                        | <b>2.17</b>                   | 22.55                      | 19.30                    | 615.60                 | No                                  |                       |
| MW-14   | 04/17/03 | 634.90           | 636.47        | 617.90        | 607.90        | 20.63                        | <b>3.57</b>                   | 24.20                      | 19.87                    | 615.03                 | No                                  |                       |
| MW-14   | 05/15/03 | 634.90           | 636.47        | 617.90        | 607.90        | 20.69                        | <b>3.17</b>                   | 23.86                      | 19.84                    | 615.06                 | No                                  |                       |
| MW-14   | 06/10/03 | 634.90           | 636.47        | 617.90        | 607.90        | 20.51                        | <b>2.03</b>                   | 22.54                      | 19.40                    | 615.50                 | No                                  |                       |
| MW-14   | 10/23/03 | 634.90           | 636.47        | 617.90        | 607.90        | 20.85                        | <b>2.43</b>                   | 23.28                      | 19.83                    | 615.07                 | No                                  |                       |
| MW-14   | 12/03/03 | 634.90           | 636.47        | 617.90        | 607.90        | 20.92                        | <b>2.88</b>                   | 23.80                      | 20.00                    | 614.90                 | No                                  |                       |
| MW-14   | 04/19/04 | 635.05           | 636.38        | 617.90        | 607.90        | 21.35                        | <b>3.73</b>                   | 25.08                      | 20.86                    | 614.19                 | No                                  |                       |
| MW-14   | 07/28/04 | 635.05           | 636.38        | 617.90        | 607.90        | 20.63                        | <b>0.94</b>                   | 21.57                      | 19.51                    | 615.54                 | No                                  |                       |
| MW-14   | 11/15/04 | 635.05           | 636.38        | 617.90        | 607.90        | 19.63                        | <b>0.30</b>                   | 19.93                      | 18.37                    | 616.68                 | No                                  |                       |
| MW-14   | 04/18/05 | 635.05           | 636.38        | 617.90        | 607.90        | 20.37                        | <b>1.05</b>                   | 21.42                      | 19.28                    | 615.77                 | No                                  |                       |
| MW-14   | 09/09/05 | 635.05           | 636.38        | 617.90        | 607.90        | 19.83                        | <b>0.91</b>                   | 20.74                      | 18.71                    | 616.34                 | No                                  |                       |
| MW-14   | 10/11/05 | 635.05           | 636.38        | 617.90        | 607.90        | 19.51                        | <b>0.88</b>                   | 20.39                      | 18.38                    | 616.67                 | No                                  |                       |
| MW-14   | 05/23/06 | 635.05           | 636.38        | 617.90        | 607.90        | 18.54                        | <b>1.28</b>                   | 19.82                      | 17.50                    | 617.55                 | No                                  |                       |
| MW-14   | 10/16/06 | 635.05           | 636.38        | 617.90        | 607.90        | 19.88                        | <b>2.33</b>                   | 22.21                      | 19.08                    | 615.97                 | No                                  |                       |
| MW-14   | 04/23/07 | 635.05           | 636.38        | 617.90        | 607.90        | 20.59                        | <b>3.39</b>                   | 23.98                      | 20.03                    | 615.02                 | No                                  |                       |
| MW-14   | 09/25/07 | 635.05           | 636.38        | 617.90        | 607.90        | 20.48                        | <b>3.84</b>                   | 24.32                      | 20.02                    | 615.03                 | No                                  |                       |
| MW-14   | 05/01/08 | 635.05           | 636.38        | 617.90        | 607.90        | 19.63                        | <b>1.01</b>                   | 20.64                      | 18.53                    | 616.52                 | No                                  |                       |
| MW-14   | 10/20/08 | 635.05           | 636.38        | 617.90        | 607.90        | 18.02                        | <b>1.05</b>                   | 19.07                      | 16.93                    | 618.12                 | Yes                                 |                       |
| MW-14   | 04/18/09 | 635.05           | 636.38        | 617.90        | 607.90        | 19.11                        | <b>1.05</b>                   | 20.16                      | 18.02                    | 617.03                 | No                                  |                       |
| MW-14   | 08/04/09 | 635.05           | 636.38        | 617.90        | 607.90        | 19.73                        | <b>1.05</b>                   | 20.78                      | 18.64                    | 616.41                 | No                                  |                       |
| MW-14   | 08/05/09 | 635.05           | 636.38        | 617.90        | 607.90        | 20.48                        | <b>0.20</b>                   | 20.68                      | 19.20                    | 615.85                 | No                                  |                       |
| MW-14   | 08/13/09 | 635.05           | 636.38        | 617.90        | 607.90        | 19.98                        | <b>0.13</b>                   | 20.11                      | 18.68                    | 616.37                 | No                                  |                       |
| MW-14   | 08/18/09 | 635.05           | 636.38        | 617.90        | 607.90        | 19.91                        | <b>0.10</b>                   | 20.01                      | 18.60                    | 616.45                 | No                                  |                       |
| MW-14   | 08/26/09 | 635.05           | 636.38        | 617.90        | 607.90        | 19.51                        | <b>0.09</b>                   | 19.60                      | 18.20                    | 616.85                 | No                                  |                       |
| MW-14   | 09/03/09 | 635.05           | 636.38        | 617.90        | 607.90        | 19.30                        | <b>0.10</b>                   | 19.40                      | 17.99                    | 617.06                 | No                                  |                       |
| MW-14   | 09/08/09 | 635.05           | 636.38        | 617.90        | 607.90        | 19.38                        | <b>0.09</b>                   | 19.47                      | 18.07                    | 616.98                 | No                                  |                       |
| MW-14   | 09/14/09 | 635.05           | 636.38        | 617.90        | 607.90        | 19.44                        | <b>0.08</b>                   | 19.52                      | 18.13                    | 616.92                 | No                                  |                       |
| MW-14   | 10/11/09 | 635.05           | 636.38        | 617.90        | 607.90        | 20.06                        | <b>0.15</b>                   | 20.21                      | 18.76                    | 616.29                 | No                                  |                       |
| MW-14   | 10/15/09 | 635.05           | 636.38        | 617.90        | 607.90        | 20.06                        | <b>0.15</b>                   | 20.21                      | 18.76                    | 616.29                 | No                                  |                       |
| MW-14   | 04/28/10 | 635.05           | 636.38        | 617.90        | 607.90        | 19.92                        | <b>1.13</b>                   | 21.05                      | 18.85                    | 616.20                 | No                                  |                       |

**Table 3**  
**Groundwater and LNAPL Gauging Data - Terminal**  
Former Amoco Terminal  
Superior, Wisconsin

| Well ID | Date     | Ground Elevation | TOC Elevation | TOS Elevation | BOS Elevation | Depth to Product (feet BTOC) | Free Product Thickness (feet) | Depth to Water (feet BTOC) | Corrected DTW (feet bgs) | Corrected GW Elevation | Screen Submerged Below Water Table? | Comments/Observations      |
|---------|----------|------------------|---------------|---------------|---------------|------------------------------|-------------------------------|----------------------------|--------------------------|------------------------|-------------------------------------|----------------------------|
| MW-14   | 10/25/10 | 635.05           | 636.38        | 617.90        | 607.90        | 17.67                        | 1.05                          | 18.72                      | 16.58                    | 618.47                 | Yes                                 |                            |
| MW-14   | 04/25/11 | 635.05           | 636.38        | 617.90        | 607.90        | 18.89                        | 1.07                          | 19.96                      | 17.80                    | 617.25                 | No                                  |                            |
| MW-14   | 08/04/11 | 635.05           | 636.38        | 617.90        | 607.90        | 17.19                        | 1.03                          | 18.22                      | 16.09                    | 618.96                 | Yes                                 |                            |
| MW-14   | 09/14/11 | 635.05           | 636.38        | 617.90        | 607.90        | 18.45                        | 0.14                          | 18.59                      | 17.15                    | 617.90                 | No                                  |                            |
| MW-14   | 09/23/11 | 635.05           | 636.38        | 617.90        | 607.90        | 18.56                        | 0.15                          | 18.71                      | 17.26                    | 617.79                 | No                                  |                            |
| MW-14   | 09/29/11 | 635.05           | 636.38        | 617.90        | 607.90        | 18.50                        | 0.22                          | 18.72                      | 17.22                    | 617.83                 | No                                  |                            |
| MW-14   | 10/07/11 | 635.05           | 636.38        | 617.90        | 607.90        | 18.58                        | 0.14                          | 18.72                      | 17.28                    | 617.77                 | No                                  |                            |
| MW-14   | 10/10/11 | 635.05           | 636.38        | 617.90        | 607.90        | 18.79                        | 0.10                          | 18.89                      | 17.48                    | 617.57                 | No                                  |                            |
| MW-14   | 10/21/11 | 635.05           | 636.38        | 617.90        | 607.90        | 18.99                        | 0.14                          | 19.13                      | 17.69                    | 617.36                 | No                                  |                            |
| MW-14   | 10/27/11 | 635.05           | 636.38        | 617.90        | 607.90        | 19.13                        | 0.16                          | 19.29                      | 17.84                    | 617.21                 | No                                  |                            |
| MW-14   | 11/04/11 | 635.05           | 636.38        | 617.90        | 607.90        | 19.34                        | 0.15                          | 19.49                      | 18.04                    | 617.01                 | No                                  |                            |
| MW-14   | 11/09/11 | 635.05           | 636.38        | 617.90        | 607.90        | 19.23                        | 0.15                          | 19.38                      | 17.93                    | 617.12                 | No                                  |                            |
| MW-14   | 11/18/11 | 635.05           | 636.38        | 617.90        | 607.90        | 19.40                        | 0.15                          | 19.55                      | 18.10                    | 616.95                 | No                                  |                            |
| MW-14   | 11/22/11 | 635.05           | 636.38        | 617.90        | 607.90        | 19.52                        | 0.17                          | 19.69                      | 18.23                    | 616.82                 | No                                  |                            |
| MW-14   | 12/01/11 | 635.05           | 636.38        | 617.90        | 607.90        | 19.91                        | 0.17                          | 20.08                      | 18.62                    | 616.43                 | No                                  |                            |
| MW-14   | 01/04/12 | 635.05           | 636.38        | 617.90        | 607.90        | 20.04                        | 1.08                          | 21.12                      | 18.95                    | 616.10                 | No                                  |                            |
| MW-14   | 02/16/12 | 635.05           | 636.38        | 617.90        | 607.90        | 20.35                        | 2.70                          | 23.05                      | 19.63                    | 615.42                 | No                                  |                            |
| MW-14   | 03/13/12 | 635.05           | 636.38        | 617.90        | 607.90        | 20.32                        | 3.42                          | 23.74                      | 19.76                    | 615.29                 | No                                  |                            |
| MW-14   | 04/03/12 | 635.05           | 636.38        | 617.90        | 607.90        | 20.41                        | 4.01                          | 24.42                      | 19.99                    | 615.06                 | No                                  | Spill Buddy Before Reading |
| MW-14   | 04/03/12 | 635.05           | 636.38        | 617.90        | 607.90        | 21.90                        | 1.40                          | 23.30                      | 20.89                    | 614.16                 | No                                  | Spill Buddy After Reading  |
| MW-14   | 04/16/12 | 635.05           | 636.38        | 617.90        | 607.90        | 20.58                        | 3.38                          | 23.96                      | 20.01                    | 615.04                 | No                                  |                            |
| MW-14   | 06/18/12 | 635.05           | 636.38        | 617.90        | 607.90        | 19.06                        | 0.86                          | 19.92                      | 17.92                    | 617.13                 | No                                  |                            |
| MW-14   | 06/26/12 | 635.05           | 636.38        | 617.90        | 607.90        | 18.31                        | 0.96                          | 19.27                      | 17.20                    | 617.85                 | No                                  |                            |
| MW-14   | 07/12/12 | 635.05           | 636.38        | 617.90        | 607.90        | 18.49                        | 0.97                          | 19.46                      | 17.38                    | 617.67                 | No                                  |                            |
| MW-14   | 07/24/12 | 635.05           | 636.38        | 617.90        | 607.90        | 18.84                        | 0.99                          | 19.83                      | 17.73                    | 617.32                 | No                                  |                            |
| MW-14   | 08/09/12 | 635.05           | 636.38        | 617.90        | 607.90        | 18.99                        | 1.01                          | 20.00                      | 17.89                    | 617.16                 | No                                  | Spill Buddy Before Reading |
| MW-14   | 08/09/12 | 635.05           | 636.38        | 617.90        | 607.90        | ND                           | 0.00                          | 19.30                      | 17.97                    | 617.08                 | No                                  | Spill Buddy After Reading  |
| MW-14   | 08/17/12 | 635.05           | 636.38        | 617.90        | 607.90        | 19.33                        | 0.09                          | 19.42                      | 18.02                    | 617.03                 | No                                  |                            |
| MW-14   | 09/17/12 | 635.05           | 636.38        | 617.90        | 607.90        | 19.78                        | 0.06                          | 19.84                      | 18.46                    | 616.59                 | No                                  |                            |
| MW-14   | 09/20/12 | 635.05           | 636.38        | 617.90        | 607.90        | 19.85                        | 0.07                          | 19.92                      | 18.54                    | 616.51                 | No                                  |                            |
| MW-14   | 09/30/12 | 635.05           | 636.38        | 617.90        | 607.90        | 19.97                        | 0.06                          | 20.03                      | 18.65                    | 616.40                 | No                                  |                            |
| MW-14   | 10/22/12 | 635.05           | 636.38        | 617.90        | 607.90        | 20.16                        | 1.48                          | 21.64                      | 19.16                    | 615.89                 | No                                  |                            |
| MW-14   | 11/21/12 | 635.05           | 636.38        | 617.90        | 607.90        | 20.05                        | 2.83                          | 22.88                      | 19.36                    | 615.69                 | No                                  |                            |
| MW-14   | 12/17/12 | 635.05           | 636.38        | 617.90        | 607.90        | 20.21                        | 3.51                          | 23.72                      | 19.67                    | 615.38                 | No                                  |                            |
| MW-14   | 03/25/13 | 635.05           | 636.38        | 617.90        | 607.90        | 20.90                        | 4.24                          | 25.14                      | 20.53                    | 614.52                 | No                                  |                            |
| MW-14   | 05/05/13 | 635.05           | 636.38        | 617.90        | 607.90        | 20.75                        | 3.97                          | 24.72                      | 20.32                    | 614.73                 | No                                  |                            |
| MW-14   | 10/03/13 | 635.05           | 636.38        | 617.90        | 607.90        | 20.32                        | 2.21                          | 22.53                      | 19.49                    | 615.56                 | No                                  |                            |
| MW-14   | 05/22/14 | 635.05           | 636.38        | 617.90        | 607.90        | 18.96                        | 0.37                          | 19.33                      | 17.71                    | 617.34                 | No                                  |                            |

**Table 3**  
**Groundwater and LNAPL Gauging Data - Terminal**  
Former Amoco Terminal  
Superior, Wisconsin

| Well ID | Date     | Ground Elevation | TOC Elevation | TOS Elevation | BOS Elevation | Depth to Product (feet BTOC) | Free Product Thickness (feet) | Depth to Water (feet BTOC) | Corrected DTW (feet bgs) | Corrected GW Elevation | Screen Submerged Below Water Table? | Comments/Observations |
|---------|----------|------------------|---------------|---------------|---------------|------------------------------|-------------------------------|----------------------------|--------------------------|------------------------|-------------------------------------|-----------------------|
| MW-14   | 10/31/14 | 635.05           | 636.38        | 617.90        | 607.90        | 18.63                        | <b>0.34</b>                   | 18.97                      | 17.38                    | 617.67                 | No                                  |                       |
| MW-14   | 05/06/15 | 635.05           | 636.38        | 617.90        | 607.90        | 20.06                        | <b>2.41</b>                   | 22.47                      | 19.27                    | 615.78                 | No                                  |                       |
| MW-14   | 07/10/15 | 635.05           | 636.38        | 617.90        | 607.90        | 19.27                        | <b>0.68</b>                   | 19.95                      | 18.09                    | 616.96                 | No                                  |                       |
| MW-14   | 10/05/15 | 635.05           | 636.38        | 617.90        | 607.90        | 18.43                        | <b>0.03</b>                   | 18.46                      | 17.11                    | 617.94                 | Yes                                 |                       |
| MW-14   | 05/23/16 | 635.05           | 636.38        | 617.90        | 607.90        | 16.03                        | <b>0.37</b>                   | 16.40                      | 14.78                    | 620.27                 | Yes                                 |                       |
| MW-14   | 10/03/16 | 635.05           | 636.38        | 617.90        | 607.90        | 17.54                        | <b>0.01</b>                   | 17.55                      | 16.21                    | 618.84                 | Yes                                 |                       |
| MW-14   | 06/14/17 | 635.05           | 636.38        | 617.90        | 607.90        | NP                           | <b>0.00</b>                   | 16.22                      | 14.89                    | 620.16                 | Yes                                 |                       |
| MW-14   | 06/21/17 | 635.05           | 636.38        | 617.90        | 607.90        | NP                           | <b>0.00</b>                   | 16.73                      | 15.40                    | 619.65                 | Yes                                 |                       |
| MW-14   | 06/22/17 | 635.05           | 636.38        | 617.90        | 607.90        | NP                           | <b>0.00</b>                   | 16.55                      | 15.22                    | 619.83                 | Yes                                 |                       |
| MW-14   | 06/23/17 | 635.05           | 636.38        | 617.90        | 607.90        | 16.65                        | <b>0.01</b>                   | 16.66                      | 15.32                    | 619.73                 | Yes                                 |                       |
| MW-14   | 05/23/18 | 635.05           | 636.38        | 617.90        | 607.90        | NP                           | <b>0.00</b>                   | 19.44                      | 18.11                    | 616.94                 | No                                  |                       |
| MW-14   | 05/02/19 | 635.05           | 636.38        | 617.90        | 607.90        | NP                           | <b>0.00</b>                   | 17.66                      | 16.33                    | 618.72                 | Yes                                 |                       |
| MW-14   | 05/26/20 | 635.05           | 636.38        | 617.90        | 607.90        | NP                           | <b>0.00</b>                   | 16.35                      | 15.02                    | 620.03                 | Yes                                 |                       |
| MW-14   | 05/24/21 | 635.05           | 636.38        | 617.90        | 607.90        | 18.01                        | <b>1.06</b>                   | 19.07                      | 16.92                    | 618.13                 | Yes                                 |                       |
| MW-15S  | 09/08/88 | 630.10           | 632.73        | 615.10        | 605.10        | NP                           | <b>0.00</b>                   | 19.92                      | 17.29                    | 612.81                 | No                                  |                       |
| MW-15S  | 09/20/88 | 630.10           | 632.73        | 615.10        | 605.10        | NP                           | <b>0.00</b>                   | 20.25                      | 17.62                    | 612.48                 | No                                  |                       |
| MW-15S  | 04/27/89 | 630.10           | 632.73        | 615.10        | 605.10        | NP                           | <b>0.00</b>                   | 19.84                      | 17.21                    | 612.89                 | No                                  |                       |
| MW-15S  | 05/18/89 | 630.10           | 632.73        | 615.10        | 605.10        | NP                           | <b>0.00</b>                   | 19.61                      | 16.98                    | 613.12                 | No                                  |                       |
| MW-15S  | 06/30/89 | 630.10           | 632.73        | 615.10        | 605.10        | NP                           | <b>0.00</b>                   | 19.34                      | 16.71                    | 613.39                 | No                                  |                       |
| MW-15S  | 07/12/89 | 630.10           | 632.73        | 615.10        | 605.10        | NP                           | <b>0.00</b>                   | 19.45                      | 16.82                    | 613.28                 | No                                  |                       |
| MW-15S  | 07/26/89 | 630.10           | 632.73        | 615.10        | 605.10        | NP                           | <b>0.00</b>                   | 19.52                      | 16.89                    | 613.21                 | No                                  |                       |
| MW-15S  | 07/27/89 | 630.10           | 632.73        | 615.10        | 605.10        | NP                           | <b>0.00</b>                   | 19.66                      | 17.03                    | 613.07                 | No                                  |                       |
| MW-15S  | 09/03/89 | 630.10           | 632.73        | 615.10        | 605.10        | NP                           | <b>0.00</b>                   | 19.76                      | 17.13                    | 612.97                 | No                                  |                       |
| MW-15S  | 11/16/89 | 630.10           | 632.73        | 615.10        | 605.10        | NP                           | <b>0.00</b>                   | 19.92                      | 17.29                    | 612.81                 | No                                  |                       |
| MW-15S  | 11/28/89 | 630.10           | 632.73        | 615.10        | 605.10        | NP                           | <b>0.00</b>                   | 20.09                      | 17.46                    | 612.64                 | No                                  |                       |
| MW-15S  | 06/01/90 | 630.10           | 632.73        | 615.10        | 605.10        | NP                           | <b>0.00</b>                   | 20.09                      | 17.46                    | 612.64                 | No                                  |                       |
| MW-15S  | 06/19/90 | 630.10           | 632.73        | 615.10        | 605.10        | NP                           | <b>0.00</b>                   | 19.91                      | 17.28                    | 612.82                 | No                                  |                       |
| MW-15S  | 06/27/90 | 630.10           | 632.73        | 615.10        | 605.10        | NP                           | <b>0.00</b>                   | 19.94                      | 17.31                    | 612.79                 | No                                  |                       |
| MW-15S  | 07/05/90 | 630.10           | 632.73        | 615.10        | 605.10        | NP                           | <b>0.00</b>                   | 20.05                      | 17.42                    | 612.68                 | No                                  |                       |
| MW-15S  | 07/13/90 | 630.10           | 632.73        | 615.10        | 605.10        | NP                           | <b>0.00</b>                   | 20.14                      | 17.51                    | 612.59                 | No                                  |                       |
| MW-15S  | 07/17/90 | 630.10           | 632.73        | 615.10        | 605.10        | NP                           | <b>0.00</b>                   | 19.98                      | 17.35                    | 612.75                 | No                                  |                       |
| MW-15S  | 07/25/90 | 630.10           | 632.73        | 615.10        | 605.10        | NP                           | <b>0.00</b>                   | 20.09                      | 17.46                    | 612.64                 | No                                  |                       |
| MW-15S  | 08/09/90 | 630.10           | 632.73        | 615.10        | 605.10        | NP                           | <b>0.00</b>                   | 20.50                      | 17.87                    | 612.23                 | No                                  |                       |
| MW-15S  | 08/14/90 | 630.10           | 632.73        | 615.10        | 605.10        | NP                           | <b>0.00</b>                   | 20.18                      | 17.55                    | 612.55                 | No                                  |                       |
| MW-15S  | 01/04/91 | 630.10           | 632.73        | 615.10        | 605.10        | NP                           | <b>0.00</b>                   | 19.57                      | 16.94                    | 613.16                 | No                                  |                       |
| MW-15S  | 01/30/91 | 630.10           | 632.73        | 615.10        | 605.10        | NP                           | <b>0.00</b>                   | 19.80                      | 17.17                    | 612.93                 | No                                  |                       |
| MW-15S  | 04/24/91 | 630.10           | 632.73        | 615.10        | 605.10        | NP                           | <b>0.00</b>                   | 19.96                      | 17.33                    | 612.77                 | No                                  |                       |



**Table 3**  
**Groundwater and LNAPL Gauging Data - Terminal**  
Former Amoco Terminal  
Superior, Wisconsin

| Well ID | Date     | Ground Elevation | TOC Elevation | TOS Elevation | BOS Elevation | Depth to Product (feet BTOC) | Free Product Thickness (feet) | Depth to Water (feet BTOC) | Corrected DTW (feet bgs) | Corrected GW Elevation | Screen Submerged Below Water Table? | Comments/Observations |
|---------|----------|------------------|---------------|---------------|---------------|------------------------------|-------------------------------|----------------------------|--------------------------|------------------------|-------------------------------------|-----------------------|
| MW-15S  | 07/09/91 | 630.10           | 632.73        | 615.10        | 605.10        | NP                           | 0.00                          | 18.13                      | 15.50                    | 614.60                 | No                                  |                       |
| MW-15S  | 10/08/91 | 630.10           | 632.73        | 615.10        | 605.10        | NP                           | 0.00                          | 17.10                      | 14.47                    | 615.63                 | Yes                                 |                       |
| MW-15S  | 01/07/92 | 630.10           | 632.73        | 615.10        | 605.10        | NP                           | 0.00                          | 17.03                      | 14.40                    | 615.70                 | Yes                                 |                       |
| MW-15S  | 10/14/92 | 630.10           | 632.73        | 615.10        | 605.10        | NP                           | 0.00                          | 16.89                      | 14.26                    | 615.84                 | Yes                                 |                       |
| MW-15S  | 06/25/93 | 630.10           | 632.73        | 615.10        | 605.10        | NP                           | 0.00                          | 15.74                      | 13.11                    | 616.99                 | Yes                                 |                       |
| MW-15S  | 10/28/93 | 630.10           | 632.73        | 615.10        | 605.10        | NP                           | 0.00                          | 17.00                      | 14.37                    | 615.73                 | Yes                                 |                       |
| MW-15S  | 01/29/94 | 630.10           | 632.73        | 615.10        | 605.10        | NP                           | 0.00                          | 17.34                      | 14.71                    | 615.39                 | Yes                                 |                       |
| MW-15S  | 04/27/94 | 630.10           | 632.73        | 615.10        | 605.10        | NP                           | 0.00                          | 17.70                      | 15.07                    | 615.03                 | No                                  |                       |
| MW-15S  | 06/14/94 | 630.10           | 632.73        | 615.10        | 605.10        | NP                           | 0.00                          | 17.01                      | 14.38                    | 615.72                 | Yes                                 |                       |
| MW-15S  | 07/21/94 | 630.10           | 632.73        | 615.10        | 605.10        | NP                           | 0.00                          | 16.92                      | 14.29                    | 615.81                 | Yes                                 |                       |
| MW-15S  | 08/30/94 | 630.10           | 632.73        | 615.10        | 605.10        | NP                           | 0.00                          | 17.65                      | 15.02                    | 615.08                 | No                                  |                       |
| MW-15S  | 10/25/94 | 630.10           | 632.73        | 615.10        | 605.10        | NP                           | 0.00                          | 17.16                      | 14.53                    | 615.57                 | Yes                                 |                       |
| MW-15S  | 10/27/94 | 630.10           | 632.73        | 615.10        | 605.10        | NP                           | 0.00                          | 16.98                      | 14.35                    | 615.75                 | Yes                                 |                       |
| MW-15S  | 02/01/95 | 630.10           | 632.73        | 615.10        | 605.10        | NP                           | 0.00                          | 18.42                      | 15.79                    | 614.31                 | No                                  |                       |
| MW-15S  | 04/04/95 | 630.10           | 632.73        | 615.10        | 605.10        | NP                           | 0.00                          | 18.75                      | 16.12                    | 613.98                 | No                                  |                       |
| MW-15S  | 07/12/95 | 630.10           | 632.73        | 615.10        | 605.10        | NP                           | 0.00                          | 18.09                      | 15.46                    | 614.64                 | No                                  |                       |
| MW-15S  | 11/13/95 | 630.10           | 632.73        | 615.10        | 605.10        | NP                           | 0.00                          | 17.19                      | 14.56                    | 615.54                 | Yes                                 |                       |
| MW-15S  | 03/13/96 | 630.10           | 632.73        | 615.10        | 605.10        | NP                           | 0.00                          | 18.61                      | 15.98                    | 614.12                 | No                                  |                       |
| MW-15S  | 04/22/96 | 630.10           | 632.73        | 615.10        | 605.10        | NP                           | 0.00                          | 17.39                      | 14.76                    | 615.34                 | Yes                                 |                       |
| MW-15S  | 10/08/96 | 630.10           | 632.73        | 615.10        | 605.10        | NP                           | 0.00                          | 16.43                      | 13.80                    | 616.30                 | Yes                                 |                       |
| MW-15S  | 04/29/97 | 630.10           | 632.73        | 615.10        | 605.10        | NP                           | 0.00                          | 15.85                      | 13.22                    | 616.88                 | Yes                                 |                       |
| MW-15S  | 11/03/98 | 630.10           | 632.73        | 615.10        | 605.10        | NP                           | 0.00                          | 18.74                      | 16.11                    | 613.99                 | No                                  |                       |
| MW-15S  | 03/02/99 | 630.10           | 632.73        | 615.10        | 605.10        | NP                           | 0.00                          | 18.93                      | 16.30                    | 613.80                 | No                                  |                       |
| MW-15S  | 04/26/00 | 630.10           | 632.73        | 615.10        | 605.10        | NP                           | 0.00                          | 18.14                      | 15.51                    | 614.59                 | No                                  |                       |
| MW-15S  | 10/10/00 | 630.10           | 632.73        | 615.10        | 605.10        | NP                           | 0.00                          | 18.60                      | 15.97                    | 614.13                 | No                                  |                       |
| MW-15S  | 10/23/01 | 630.10           | 632.73        | 615.10        | 605.10        | NP                           | 0.00                          | 18.57                      | 15.94                    | 614.16                 | No                                  |                       |
| MW-15S  | 04/23/02 | 630.10           | 632.73        | 615.10        | 605.10        | NP                           | 0.00                          | 19.06                      | 16.43                    | 613.67                 | No                                  |                       |
| MW-15S  | 11/05/02 | 630.10           | 632.73        | 615.10        | 605.10        | NP                           | 0.00                          | 17.86                      | 15.23                    | 614.87                 | No                                  |                       |
| MW-15S  | 04/17/03 | 630.10           | 632.73        | 615.10        | 605.10        | NP                           | 0.00                          | 19.72                      | 17.09                    | 613.01                 | No                                  |                       |
| MW-15S  | 10/20/03 | 630.10           | 632.73        | 615.10        | 605.10        | NP                           | 0.00                          | 19.54                      | 16.91                    | 613.19                 | No                                  |                       |
| MW-15S  | 04/19/04 | 632.01           | 632.44        | 615.10        | 605.10        | NP                           | 0.00                          | 20.02                      | 19.59                    | 612.42                 | No                                  |                       |
| MW-15S  | 11/16/04 | 632.01           | 632.44        | 615.10        | 605.10        | NP                           | 0.00                          | 18.33                      | 17.90                    | 614.11                 | No                                  |                       |
| MW-15S  | 04/18/05 | 632.01           | 632.44        | 615.10        | 605.10        | NP                           | 0.00                          | 18.70                      | 18.27                    | 613.74                 | No                                  |                       |
| MW-15S  | 10/11/05 | 632.01           | 632.44        | 615.10        | 605.10        | NP                           | 0.00                          | 17.94                      | 17.51                    | 614.50                 | No                                  |                       |
| MW-15S  | 05/23/06 | 632.01           | 632.44        | 615.10        | 605.10        | NP                           | 0.00                          | 17.43                      | 17.00                    | 615.01                 | No                                  |                       |
| MW-15S  | 10/16/06 | 632.01           | 632.44        | 615.10        | 605.10        | NP                           | 0.00                          | 18.37                      | 17.94                    | 614.07                 | No                                  |                       |
| MW-15S  | 04/23/07 | 632.01           | 632.44        | 615.10        | 605.10        | NP                           | 0.00                          | 19.03                      | 18.60                    | 613.41                 | No                                  |                       |
| MW-15S  | 09/25/07 | 632.01           | 634.52        | 615.10        | 605.10        | NP                           | 0.00                          | 20.96                      | 18.45                    | 613.56                 | No                                  |                       |

**Table 3**  
**Groundwater and LNAPL Gauging Data - Terminal**  
Former Amoco Terminal  
Superior, Wisconsin

| Well ID | Date     | Ground Elevation | TOC Elevation | TOS Elevation | BOS Elevation | Depth to Product (feet BTOC) | Free Product Thickness (feet) | Depth to Water (feet BTOC) | Corrected DTW (feet bgs) | Corrected GW Elevation | Screen Submerged Below Water Table? | Comments/Observations |
|---------|----------|------------------|---------------|---------------|---------------|------------------------------|-------------------------------|----------------------------|--------------------------|------------------------|-------------------------------------|-----------------------|
| MW-15S  | 05/01/08 | 632.01           | 634.52        | 615.10        | 605.10        | NP                           | 0.00                          | 19.59                      | 17.08                    | 614.93                 | No                                  |                       |
| MW-15S  | 10/20/08 | 632.01           | 634.52        | 615.10        | 605.10        | NP                           | 0.00                          | 18.41                      | 15.90                    | 616.11                 | Yes                                 |                       |
| MW-15S  | 04/18/09 | 632.01           | 634.52        | 615.10        | 605.10        | NP                           | 0.00                          | 19.40                      | 16.89                    | 615.12                 | Yes                                 |                       |
| MW-15S  | 10/11/09 | 632.01           | 634.52        | 615.10        | 605.10        | NP                           | 0.00                          | 19.86                      | 17.35                    | 614.66                 | No                                  |                       |
| MW-15S  | 04/28/10 | 632.01           | 634.52        | 615.10        | 605.10        | NP                           | 0.00                          | 20.31                      | 17.80                    | 614.21                 | No                                  |                       |
| MW-15S  | 10/25/10 | 632.01           | 634.52        | 615.10        | 605.10        | NP                           | 0.00                          | 18.58                      | 16.07                    | 615.94                 | Yes                                 |                       |
| MW-15S  | 04/25/11 | 632.01           | 634.52        | 615.10        | 605.10        | NP                           | 0.00                          | 19.43                      | 16.92                    | 615.09                 | No                                  |                       |
| MW-15S  | 10/10/11 | 632.01           | 634.52        | 615.10        | 605.10        | NP                           | 0.00                          | 18.85                      | 16.34                    | 615.67                 | Yes                                 |                       |
| MW-15S  | 01/04/12 | 632.01           | 634.52        | 615.10        | 605.10        | NP                           | 0.00                          | 20.09                      | 17.58                    | 614.43                 | No                                  |                       |
| MW-15S  | 04/16/12 | 632.01           | 634.52        | 615.10        | 605.10        | NP                           | 0.00                          | 20.78                      | 18.27                    | 613.74                 | No                                  |                       |
| MW-15S  | 06/26/12 | 632.01           | 634.52        | 615.10        | 605.10        | NP                           | 0.00                          | 18.46                      | 15.95                    | 616.06                 | Yes                                 |                       |
| MW-15S  | 09/30/12 | 632.01           | 634.52        | 615.10        | 605.10        | NP                           | 0.00                          | 19.87                      | 17.36                    | 614.65                 | No                                  |                       |
| MW-15S  | 12/17/12 | 632.01           | 634.52        | 615.10        | 605.10        | NP                           | 0.00                          | 20.56                      | 18.05                    | 613.96                 | No                                  |                       |
| MW-15S  | 03/25/13 | 632.01           | 634.52        | 615.10        | 605.10        | NP                           | 0.00                          | 21.48                      | 18.97                    | 613.04                 | No                                  |                       |
| MW-15S  | 05/05/13 | 632.01           | 634.52        | 615.10        | 605.10        | NP                           | 0.00                          | 20.84                      | 18.33                    | 613.68                 | No                                  |                       |
| MW-15S  | 10/03/13 | 632.01           | 634.52        | 615.10        | 605.10        | NP                           | 0.00                          | 20.31                      | 17.80                    | 614.21                 | No                                  |                       |
| MW-15D  | 06/14/94 | 630.00           | 632.81        | 577.81        | 574.81        | NP                           | 0.00                          | 17.17                      | 14.36                    | 615.64                 | Yes                                 |                       |
| MW-15D  | 07/21/94 | 630.00           | 632.81        | 577.81        | 574.81        | NP                           | 0.00                          | 17.13                      | 14.32                    | 615.68                 | Yes                                 |                       |
| MW-15D  | 08/30/94 | 630.00           | 632.81        | 577.81        | 574.81        | NP                           | 0.00                          | 17.83                      | 15.02                    | 614.98                 | Yes                                 |                       |
| MW-15D  | 10/25/94 | 630.00           | 632.81        | 577.81        | 574.81        | NP                           | 0.00                          | 17.39                      | 14.58                    | 615.42                 | Yes                                 |                       |
| MW-15D  | 10/27/94 | 630.00           | 632.81        | 577.81        | 574.81        | NP                           | 0.00                          | 17.22                      | 14.41                    | 615.59                 | Yes                                 |                       |
| MW-15D  | 02/01/95 | 630.00           | 632.81        | 577.81        | 574.81        | NP                           | 0.00                          | 18.52                      | 15.71                    | 614.29                 | Yes                                 |                       |
| MW-15D  | 04/04/95 | 630.00           | 632.81        | 577.81        | 574.81        | NP                           | 0.00                          | 18.96                      | 16.15                    | 613.85                 | Yes                                 |                       |
| MW-15D  | 07/12/95 | 630.00           | 632.81        | 577.81        | 574.81        | NP                           | 0.00                          | 18.33                      | 15.52                    | 614.48                 | Yes                                 |                       |
| MW-15D  | 11/13/95 | 630.00           | 632.81        | 577.81        | 574.81        | NP                           | 0.00                          | 17.35                      | 14.54                    | 615.46                 | Yes                                 |                       |
| MW-15D  | 03/13/96 | 630.00           | 632.81        | 577.81        | 574.81        | NP                           | 0.00                          | 18.85                      | 16.04                    | 613.96                 | Yes                                 |                       |
| MW-15D  | 04/22/96 | 630.00           | 632.81        | 577.81        | 574.81        | NP                           | 0.00                          | 17.46                      | 14.65                    | 615.35                 | Yes                                 |                       |
| MW-15D  | 10/08/96 | 630.00           | 632.81        | 577.81        | 574.81        | NP                           | 0.00                          | 16.17                      | 13.36                    | 616.64                 | Yes                                 |                       |
| MW-15D  | 04/29/97 | 630.00           | 632.81        | 577.81        | 574.81        | NP                           | 0.00                          | 15.98                      | 13.17                    | 616.83                 | Yes                                 |                       |
| MW-15D  | 11/03/98 | 630.00           | 632.81        | 577.81        | 574.81        | NP                           | 0.00                          | 18.92                      | 16.11                    | 613.89                 | Yes                                 |                       |
| MW-15D  | 03/02/99 | 630.00           | 632.81        | 577.81        | 574.81        | NP                           | 0.00                          | 19.08                      | 16.27                    | 613.73                 | Yes                                 |                       |
| MW-15D  | 04/26/00 | 630.00           | 632.81        | 577.81        | 574.81        | NP                           | 0.00                          | 18.21                      | 15.40                    | 614.60                 | Yes                                 |                       |
| MW-15D  | 10/10/00 | 630.00           | 632.81        | 577.81        | 574.81        | NP                           | 0.00                          | 18.79                      | 15.98                    | 614.02                 | Yes                                 |                       |
| MW-15D  | 10/23/01 | 630.00           | 632.81        | 577.81        | 574.81        | NP                           | 0.00                          | 18.76                      | 15.95                    | 614.05                 | Yes                                 |                       |
| MW-15D  | 04/23/02 | 630.00           | 632.81        | 577.81        | 574.81        | NP                           | 0.00                          | 19.20                      | 16.39                    | 613.61                 | Yes                                 |                       |
| MW-15D  | 11/05/02 | 630.00           | 632.81        | 577.81        | 574.81        | NP                           | 0.00                          | 17.99                      | 15.18                    | 614.82                 | Yes                                 |                       |
| MW-15D  | 04/17/03 | 630.00           | 632.81        | 577.81        | 574.81        | NP                           | 0.00                          | 19.87                      | 17.06                    | 612.94                 | Yes                                 |                       |

**Table 3**  
**Groundwater and LNAPL Gauging Data - Terminal**  
Former Amoco Terminal  
Superior, Wisconsin

| Well ID | Date     | Ground Elevation | TOC Elevation | TOS Elevation | BOS Elevation | Depth to Product (feet BTOC) | Free Product Thickness (feet) | Depth to Water (feet BTOC) | Corrected DTW (feet bgs) | Corrected GW Elevation | Screen Submerged Below Water Table? | Comments/Observations |
|---------|----------|------------------|---------------|---------------|---------------|------------------------------|-------------------------------|----------------------------|--------------------------|------------------------|-------------------------------------|-----------------------|
| MW-15D  | 10/20/03 | 630.00           | 632.81        | 577.81        | 574.81        | NP                           | 0.00                          | 19.68                      | 16.87                    | 613.13                 | Yes                                 |                       |
| MW-15D  | 04/19/04 | 632.28           | 632.55        | 577.81        | 574.81        | NP                           | 0.00                          | 20.13                      | 19.86                    | 612.42                 | Yes                                 |                       |
| MW-15D  | 11/16/04 | 632.28           | 632.55        | 577.81        | 574.81        | NP                           | 0.00                          | 18.46                      | 18.19                    | 614.09                 | Yes                                 |                       |
| MW-15D  | 04/18/05 | 632.28           | 632.55        | 577.81        | 574.81        | NP                           | 0.00                          | 18.83                      | 18.56                    | 613.72                 | Yes                                 |                       |
| MW-15D  | 10/11/05 | 632.28           | 632.55        | 577.81        | 574.81        | NP                           | 0.00                          | 18.09                      | 17.82                    | 614.46                 | Yes                                 |                       |
| MW-15D  | 05/23/06 | 632.28           | 632.55        | 577.81        | 574.81        | NP                           | 0.00                          | 17.57                      | 17.30                    | 614.98                 | Yes                                 |                       |
| MW-15D  | 10/16/06 | 632.28           | 632.55        | 577.81        | 574.81        | NP                           | 0.00                          | 18.57                      | 18.30                    | 613.98                 | Yes                                 |                       |
| MW-15D  | 04/23/07 | 632.28           | 632.55        | 577.81        | 574.81        | NP                           | 0.00                          | 19.23                      | 18.96                    | 613.32                 | Yes                                 |                       |
| MW-15D  | 09/25/07 | 632.28           | 634.55        | 577.81        | 574.81        | NP                           | 0.00                          | 20.95                      | 18.68                    | 613.60                 | Yes                                 |                       |
| MW-15D  | 05/01/08 | 632.28           | 634.55        | 577.81        | 574.81        | NP                           | 0.00                          | 19.64                      | 17.37                    | 614.91                 | Yes                                 |                       |
| MW-15D  | 10/20/08 | 632.28           | 634.55        | 577.81        | 574.81        | NP                           | 0.00                          | 18.49                      | 16.22                    | 616.06                 | Yes                                 |                       |
| MW-15D  | 04/18/09 | 632.28           | 634.55        | 577.81        | 574.81        | NP                           | 0.00                          | 19.52                      | 17.25                    | 615.03                 | Yes                                 |                       |
| MW-15D  | 10/11/09 | 632.28           | 634.55        | 577.81        | 574.81        | NP                           | 0.00                          | 19.97                      | 17.70                    | 614.58                 | Yes                                 |                       |
| MW-15D  | 04/28/10 | 632.28           | 634.55        | 577.81        | 574.81        | NP                           | 0.00                          | 20.37                      | 18.10                    | 614.18                 | Yes                                 |                       |
| MW-15D  | 10/25/10 | 632.28           | 634.55        | 577.81        | 574.81        | NP                           | 0.00                          | 18.73                      | 16.46                    | 615.82                 | Yes                                 |                       |
| MW-15D  | 04/25/11 | 632.28           | 634.55        | 577.81        | 574.81        | NP                           | 0.00                          | 19.51                      | 17.24                    | 615.04                 | Yes                                 |                       |
| MW-15D  | 10/10/11 | 632.28           | 634.55        | 577.81        | 574.81        | NP                           | 0.00                          | 19.02                      | 16.75                    | 615.53                 | Yes                                 |                       |
| MW-15D  | 01/04/12 | 632.28           | 634.55        | 577.81        | 574.81        | NP                           | 0.00                          | 20.2                       | 17.93                    | 614.35                 | Yes                                 |                       |
| MW-15D  | 04/16/12 | 632.28           | 634.55        | 577.81        | 574.81        | NP                           | 0.00                          | 20.74                      | 18.47                    | 613.81                 | Yes                                 |                       |
| MW-15D  | 06/26/12 | 632.28           | 634.55        | 577.81        | 574.81        | NP                           | 0.00                          | 18.48                      | 16.21                    | 616.07                 | Yes                                 |                       |
| MW-15D  | 09/30/12 | 632.28           | 634.55        | 577.81        | 574.81        | NP                           | 0.00                          | 20.02                      | 17.75                    | 614.53                 | Yes                                 |                       |
| MW-15D  | 12/17/12 | 632.28           | 634.55        | 577.81        | 574.81        | NP                           | 0.00                          | 20.64                      | 18.37                    | 613.91                 | Yes                                 |                       |
| MW-15D  | 03/25/13 | 632.28           | 634.55        | 577.81        | 574.81        | NP                           | 0.00                          | 21.58                      | 19.31                    | 612.97                 | Yes                                 |                       |
| MW-15D  | 05/05/13 | 632.28           | 634.55        | 577.81        | 574.81        | NP                           | 0.00                          | 20.88                      | 18.61                    | 613.67                 | Yes                                 |                       |
| MW-15D  | 10/03/13 | 632.28           | 634.55        | 577.81        | 574.81        | NP                           | 0.00                          | 20.38                      | 18.11                    | 614.17                 | Yes                                 |                       |
| MW-16   | 09/08/88 | 634.30           | 636.37        | 619.30        | 604.30        | NP                           | 0.00                          | 22.60                      | 20.53                    | 613.77                 | No                                  |                       |
| MW-16   | 09/20/88 | 634.30           | 636.37        | 619.30        | 604.30        | NP                           | 0.00                          | 22.76                      | 20.69                    | 613.61                 | No                                  |                       |
| MW-16   | 04/27/89 | 634.30           | 636.37        | 619.30        | 604.30        | NP                           | 0.00                          | 22.44                      | 20.37                    | 613.93                 | No                                  |                       |
| MW-16   | 05/18/89 | 634.30           | 636.37        | 619.30        | 604.30        | NP                           | 0.00                          | 22.19                      | 20.12                    | 614.18                 | No                                  |                       |
| MW-16   | 06/30/89 | 634.30           | 636.37        | 619.30        | 604.30        | NP                           | 0.00                          | 21.91                      | 19.84                    | 614.46                 | No                                  |                       |
| MW-16   | 07/12/89 | 634.30           | 636.37        | 619.30        | 604.30        | NP                           | 0.00                          | 22.12                      | 20.05                    | 614.25                 | No                                  |                       |
| MW-16   | 07/26/89 | 634.30           | 636.37        | 619.30        | 604.30        | NP                           | 0.00                          | 22.38                      | 20.31                    | 613.99                 | No                                  |                       |
| MW-16   | 07/27/89 | 634.30           | 636.37        | 619.30        | 604.30        | NP                           | 0.00                          | 22.45                      | 20.38                    | 613.92                 | No                                  |                       |
| MW-16   | 09/03/89 | 634.30           | 636.37        | 619.30        | 604.30        | NP                           | 0.00                          | 22.59                      | 20.52                    | 613.78                 | No                                  |                       |
| MW-16   | 11/16/89 | 634.30           | 636.37        | 619.30        | 604.30        | NP                           | 0.00                          | 22.76                      | 20.69                    | 613.61                 | No                                  |                       |
| MW-16   | 11/28/89 | 634.30           | 636.37        | 619.30        | 604.30        | NP                           | 0.00                          | 22.81                      | 20.74                    | 613.56                 | No                                  |                       |
| MW-16   | 06/01/90 | 634.30           | 636.37        | 619.30        | 604.30        | NP                           | 0.00                          | 22.75                      | 20.68                    | 613.62                 | No                                  |                       |

**Table 3**  
**Groundwater and LNAPL Gauging Data - Terminal**  
Former Amoco Terminal  
Superior, Wisconsin

| Well ID | Date     | Ground Elevation | TOC Elevation | TOS Elevation | BOS Elevation | Depth to Product (feet BTOC) | Free Product Thickness (feet) | Depth to Water (feet BTOC) | Corrected DTW (feet bgs) | Corrected GW Elevation | Screen Submerged Below Water Table? | Comments/Observations  |
|---------|----------|------------------|---------------|---------------|---------------|------------------------------|-------------------------------|----------------------------|--------------------------|------------------------|-------------------------------------|------------------------|
| MW-16   | 06/19/90 | 634.30           | 636.37        | 619.30        | 604.30        | NP                           | 0.00                          | 22.57                      | 20.50                    | 613.80                 | No                                  |                        |
| MW-16   | 06/27/90 | 634.30           | 636.37        | 619.30        | 604.30        | NP                           | 0.00                          | 22.68                      | 20.61                    | 613.69                 | No                                  |                        |
| MW-16   | 07/05/90 | 634.30           | 636.37        | 619.30        | 604.30        | NP                           | 0.00                          | 22.83                      | 20.76                    | 613.54                 | No                                  |                        |
| MW-16   | 07/13/90 | 634.30           | 636.37        | 619.30        | 604.30        | NP                           | 0.00                          | 22.80                      | 20.73                    | 613.57                 | No                                  |                        |
| MW-16   | 07/17/90 | 634.30           | 636.37        | 619.30        | 604.30        | NP                           | 0.00                          | 22.80                      | 20.73                    | 613.57                 | No                                  |                        |
| MW-16   | 07/25/90 | 634.30           | 636.37        | 619.30        | 604.30        | NP                           | 0.00                          | 22.93                      | 20.86                    | 613.44                 | No                                  |                        |
| MW-16   | 08/09/90 | 634.30           | 636.37        | 619.30        | 604.30        | NP                           | 0.00                          | 22.90                      | 20.83                    | 613.47                 | No                                  | product beads on probe |
| MW-16   | 08/14/90 | 634.30           | 636.37        | 619.30        | 604.30        | NP                           | 0.00                          | 22.99                      | 20.92                    | 613.38                 | No                                  |                        |
| MW-16   | 08/27/90 | 634.30           | 636.37        | 619.30        | 604.30        | NP                           | 0.00                          | 22.68                      | 20.61                    | 613.69                 | No                                  |                        |
| MW-16   | 09/06/90 | 634.30           | 636.37        | 619.30        | 604.30        | NP                           | 0.00                          | 22.52                      | 20.45                    | 613.85                 | No                                  |                        |
| MW-16   | 01/04/91 | 634.30           | 636.37        | 619.30        | 604.30        | NP                           | 0.00                          | 22.33                      | 20.26                    | 614.04                 | No                                  |                        |
| MW-16   | 01/30/91 | 634.30           | 636.37        | 619.30        | 604.30        | NP                           | 0.00                          | 22.57                      | 20.50                    | 613.80                 | No                                  |                        |
| MW-16   | 04/24/91 | 634.30           | 636.37        | 619.30        | 604.30        | NP                           | 0.00                          | 22.46                      | 20.39                    | 613.91                 | No                                  |                        |
| MW-16   | 06/06/91 | 634.30           | 636.37        | 619.30        | 604.30        | NP                           | 0.00                          | 21.10                      | 19.03                    | 615.27                 | No                                  |                        |
| MW-16   | 07/09/91 | 634.30           | 636.37        | 619.30        | 604.30        | 20.31                        | 0.01                          | 20.32                      | 18.24                    | 616.06                 | No                                  |                        |
| MW-16   | 08/06/91 | 634.30           | 636.37        | 619.30        | 604.30        | 19.41                        | 1.45                          | 20.86                      | 17.67                    | 616.63                 | No                                  |                        |
| MW-16   | 09/04/91 | 634.30           | 636.37        | 619.30        | 604.30        | 18.30                        | 6.55                          | 24.85                      | 17.71                    | 616.59                 | No                                  |                        |
| MW-16   | 10/08/91 | 634.30           | 636.37        | 619.30        | 604.30        | 17.70                        | 7.15                          | 24.85                      | 17.24                    | 617.06                 | No                                  |                        |
| MW-16   | 11/08/91 | 634.30           | 636.37        | 619.30        | 604.30        | 18.13                        | 6.93                          | 25.06                      | 17.63                    | 616.67                 | No                                  |                        |
| MW-16   | 12/03/91 | 634.30           | 636.37        | 619.30        | 604.30        | 16.25                        | 9.40                          | 25.65                      | 16.30                    | 618.00                 | No                                  |                        |
| MW-16   | 01/07/92 | 634.30           | 636.37        | 619.30        | 604.30        | 17.78                        | 7.96                          | 25.74                      | 17.51                    | 616.79                 | No                                  |                        |
| MW-16   | 02/04/92 | 634.30           | 636.37        | 619.30        | 604.30        | 18.40                        | 8.25                          | 26.65                      | 18.19                    | 616.11                 | No                                  |                        |
| MW-16   | 03/03/92 | 634.30           | 636.37        | 619.30        | 604.30        | 18.80                        | 8.30                          | 27.10                      | 18.60                    | 615.70                 | No                                  |                        |
| MW-16   | 09/24/92 | 634.30           | 636.37        | 619.30        | 604.30        | 16.92                        | 10.28                         | 27.20                      | 17.17                    | 617.13                 | No                                  |                        |
| MW-16   | 10/14/92 | 634.30           | 636.37        | 619.30        | 604.30        | 17.88                        | 8.52                          | 26.40                      | 17.73                    | 616.57                 | No                                  |                        |
| MW-16   | 06/25/93 | 634.30           | 636.37        | 619.30        | 604.30        | 14.56                        | 12.99                         | 27.55                      | 15.42                    | 618.88                 | No                                  |                        |
| MW-16   | 10/28/93 | 634.30           | 636.37        | 619.30        | 604.30        | 18.27                        | 8.80                          | 27.07                      | 18.19                    | 616.11                 | No                                  |                        |
| MW-16   | 01/29/94 | 634.30           | 636.37        | 619.30        | 604.30        | 19.70                        | 5.51                          | 25.21                      | 18.87                    | 615.43                 | No                                  |                        |
| MW-16   | 04/27/94 | 634.30           | 636.37        | 619.30        | 604.30        | 18.97                        | 5.72                          | 24.69                      | 18.19                    | 616.11                 | No                                  |                        |
| MW-16   | 07/21/94 | 634.30           | 636.37        | 619.30        | 604.30        | 17.80                        | 8.80                          | 26.60                      | 17.72                    | 616.58                 | No                                  |                        |
| MW-16   | 08/30/94 | 634.30           | 636.37        | 619.30        | 604.30        | 18.84                        | 8.58                          | 27.42                      | 18.71                    | 615.59                 | No                                  |                        |
| MW-16   | 10/25/94 | 634.30           | 636.37        | 619.30        | 604.30        | 18.26                        | 8.04                          | 26.30                      | 18.01                    | 616.29                 | No                                  |                        |
| MW-16   | 11/02/94 | 634.30           | 636.37        | 619.30        | 604.30        | 18.49                        | 6.71                          | 25.20                      | 17.94                    | 616.36                 | No                                  |                        |
| MW-16   | 02/01/95 | 634.30           | 636.37        | 619.30        | 604.30        | 22.12                        | 0.09                          | 22.21                      | 20.07                    | 614.23                 | No                                  |                        |
| MW-16   | 04/04/95 | 634.30           | 636.37        | 619.30        | 604.30        | 21.78                        | 0.15                          | 21.93                      | 19.74                    | 614.56                 | No                                  |                        |
| MW-16   | 07/12/95 | 634.30           | 636.37        | 619.30        | 604.30        | 20.65                        | 0.55                          | 21.20                      | 18.70                    | 615.60                 | No                                  |                        |
| MW-16   | 11/14/95 | 634.30           | 636.37        | 619.30        | 604.30        | 18.05                        | 6.80                          | 24.85                      | 17.52                    | 616.78                 | No                                  |                        |
| MW-16   | 03/13/96 | 634.30           | 636.37        | 619.30        | 604.30        | 19.85                        | 7.35                          | 27.20                      | 19.44                    | 614.86                 | No                                  |                        |

**Table 3**  
**Groundwater and LNAPL Gauging Data - Terminal**  
Former Amoco Terminal  
Superior, Wisconsin

| Well ID | Date     | Ground Elevation | TOC Elevation | TOS Elevation | BOS Elevation | Depth to Product (feet BTOC) | Free Product Thickness (feet) | Depth to Water (feet BTOC) | Corrected DTW (feet bgs) | Corrected GW Elevation | Screen Submerged Below Water Table? | Comments/Observations         |
|---------|----------|------------------|---------------|---------------|---------------|------------------------------|-------------------------------|----------------------------|--------------------------|------------------------|-------------------------------------|-------------------------------|
| MW-16   | 10/08/96 | 634.30           | 636.37        | 619.30        | 604.30        | 19.43                        | 0.08                          | 19.51                      | 17.38                    | 616.92                 | No                                  |                               |
| MW-16   | 04/29/97 | 634.30           | 636.37        | 619.30        | 604.30        | 16.32                        | 9.58                          | 25.90                      | 16.41                    | 617.89                 | No                                  |                               |
| MW-16   | 06/10/97 | 634.30           | 636.37        | 619.30        | 604.30        | 18.02                        | 6.41                          | 24.43                      | 17.40                    | 616.90                 | No                                  | FP bailed 5/22/97             |
| MW-16   | 11/03/98 | 634.30           | 636.37        | 619.30        | 604.30        | 19.70                        | 9.25                          | 28.95                      | 19.72                    | 614.58                 | No                                  |                               |
| MW-16   | 09/27/00 | 634.30           | 634.92        | 619.30        | 604.30        | 19.35                        | 8.84                          | 28.19                      | 20.73                    | 613.57                 | No                                  | bailed 2.5 gal. FP            |
| MW-16   | 10/11/00 | 634.30           | 634.92        | 619.30        | 604.30        | 17.70                        | 10.20                         | 27.90                      | 19.38                    | 614.92                 | No                                  | bailed 2.6 gal. FP            |
| MW-16   | 11/17/00 | 634.30           | 634.92        | 619.30        | 604.30        | 17.84                        | 7.42                          | 25.26                      | 18.90                    | 615.40                 | No                                  | bailed 2.5 gal. FP            |
| MW-16   | 12/12/00 | 634.30           | 634.92        | 619.30        | 604.30        | 17.98                        | 5.93                          | 23.91                      | 18.70                    | 615.60                 | No                                  | bailed 2.5 gal. FP            |
| MW-16   | 01/18/01 | 634.30           | 634.92        | 619.30        | 604.30        | 17.85                        | 5.76                          | 23.61                      | 18.53                    | 615.77                 | No                                  | bailed 2 gal. FP              |
| MW-16   | 04/24/01 | 634.30           | 634.92        | 619.30        | 604.30        | 17.95                        | 5.89                          | 23.84                      | 18.66                    | 615.64                 | No                                  | product abated using vactruck |
| MW-16   | 05/23/01 | 634.30           | 634.92        | 619.30        | 604.30        | 17.25                        | 4.37                          | 21.62                      | 17.62                    | 616.68                 | No                                  | no product bailed             |
| MW-16   | 06/19/01 | 635.30           | 634.92        | 619.30        | 604.30        | 17.02                        | 5.64                          | 22.66                      | 18.67                    | 616.63                 | No                                  |                               |
| MW-16   | 07/26/01 | 634.30           | 634.92        | 619.30        | 604.30        | 17.49                        | 7.56                          | 25.05                      | 18.58                    | 615.72                 | No                                  |                               |
| MW-16   | 08/31/01 | 635.30           | 634.92        | 619.30        | 604.30        | 17.81                        | 7.84                          | 25.65                      | 19.96                    | 615.34                 | No                                  |                               |
| MW-16   | 09/26/01 | 636.30           | 634.92        | 619.30        | 604.30        | 17.64                        | 9.99                          | 27.63                      | 21.28                    | 615.02                 | No                                  |                               |
| MW-16   | 10/24/01 | 635.30           | 634.92        | 619.30        | 604.30        | 17.77                        | 9.51                          | 27.28                      | 20.30                    | 615.00                 | No                                  |                               |
| MW-16   | 12/20/01 | 635.30           | 634.92        | 619.30        | 604.30        | 18.09                        | 8.23                          | 26.32                      | 20.33                    | 614.97                 | No                                  |                               |
| MW-16   | 01/22/02 | 635.30           | 634.92        | 619.30        | 604.30        | 18.16                        | 9.78                          | 27.94                      | 20.75                    | 614.55                 | No                                  |                               |
| MW-16   | 02/26/02 | 635.30           | 634.92        | 619.30        | 604.30        | 18.43                        | 9.97                          | 28.40                      | 21.06                    | 614.24                 | No                                  |                               |
| MW-16   | 03/20/02 | 635.30           | 634.92        | 619.30        | 604.30        | 18.57                        | 9.97                          | 28.54                      | 21.20                    | 614.10                 | No                                  |                               |
| MW-16   | 04/24/02 | 635.30           | 634.92        | 619.30        | 604.30        | 18.16                        | 8.77                          | 26.93                      | 20.52                    | 614.78                 | No                                  |                               |
| MW-16   | 05/15/02 | 635.30           | 634.92        | 619.30        | 604.30        | 17.86                        | 7.09                          | 24.95                      | 19.84                    | 615.46                 | No                                  |                               |
| MW-16   | 06/27/02 | 635.30           | 634.92        | 619.30        | 604.30        | 17.95                        | 6.86                          | 24.81                      | 19.88                    | 615.42                 | No                                  |                               |
| MW-16   | 07/25/02 | 635.30           | 634.92        | 619.30        | 604.30        | 18.00                        | 6.87                          | 24.87                      | 19.93                    | 615.37                 | No                                  |                               |
| MW-16   | 08/20/02 | 635.30           | 634.92        | 619.30        | 604.30        | 17.84                        | 6.75                          | 24.59                      | 19.74                    | 615.56                 | No                                  |                               |
| MW-16   | 09/30/02 | 635.30           | 634.92        | 619.30        | 604.30        | 17.60                        | 6.57                          | 24.17                      | 19.46                    | 615.84                 | No                                  |                               |
| MW-16   | 11/05/02 | 635.30           | 634.92        | 619.30        | 604.30        | 17.33                        | 5.86                          | 23.19                      | 19.03                    | 616.27                 | No                                  |                               |
| MW-16   | 12/23/02 | 635.30           | 634.92        | 619.30        | 604.30        | 17.78                        | 8.28                          | 26.06                      | 20.03                    | 615.27                 | No                                  |                               |
| MW-16   | 01/28/03 | 635.30           | 634.92        | 619.30        | 604.30        | 18.03                        | 9.62                          | 27.65                      | 20.58                    | 614.72                 | No                                  |                               |
| MW-16   | 02/19/03 | 635.30           | 634.92        | 619.30        | 604.30        | 18.22                        | 10.15                         | 28.37                      | 20.89                    | 614.41                 | No                                  |                               |
| MW-16   | 04/17/03 | 635.30           | 634.92        | 619.30        | 604.30        | 18.64                        | 10.26                         | 28.90                      | 21.34                    | 613.96                 | No                                  |                               |
| MW-16   | 05/15/03 | 635.30           | 634.92        | 619.30        | 604.30        | 18.74                        | 8.61                          | 27.35                      | 21.06                    | 614.24                 | No                                  |                               |
| MW-16   | 06/10/03 | 635.30           | 634.92        | 619.30        | 604.30        | 18.50                        | 7.91                          | 26.41                      | 20.67                    | 614.63                 | No                                  |                               |
| MW-16   | 10/23/03 | 635.30           | 634.92        | 619.30        | 604.30        | 18.78                        | 9.46                          | 28.24                      | 21.30                    | 614.00                 | No                                  |                               |
| MW-16   | 12/03/03 | 635.30           | 634.92        | 619.30        | 604.30        | 18.91                        | 9.46                          | 28.37                      | 21.43                    | 613.87                 | No                                  |                               |
| MW-16   | 04/19/04 | 633.67           | 634.42        | 619.30        | 604.30        | 19.60                        | 6.26                          | 25.86                      | 20.26                    | 613.41                 | No                                  |                               |
| MW-16   | 07/28/04 | 633.67           | 634.42        | 619.30        | 604.30        | 18.77                        | 5.84                          | 24.61                      | 19.34                    | 614.33                 | No                                  |                               |
| MW-16   | 11/15/04 | 633.67           | 634.42        | 619.30        | 604.30        | 18.11                        | 4.59                          | 22.70                      | 18.40                    | 615.27                 | No                                  |                               |

**Table 3**  
**Groundwater and LNAPL Gauging Data - Terminal**  
Former Amoco Terminal  
Superior, Wisconsin

| Well ID | Date     | Ground Elevation | TOC Elevation | TOS Elevation | BOS Elevation | Depth to Product (feet BTOC) | Free Product Thickness (feet) | Depth to Water (feet BTOC) | Corrected DTW (feet bgs) | Corrected GW Elevation | Screen Submerged Below Water Table? | Comments/Observations |
|---------|----------|------------------|---------------|---------------|---------------|------------------------------|-------------------------------|----------------------------|--------------------------|------------------------|-------------------------------------|-----------------------|
| MW-16   | 04/18/05 | 633.67           | 634.42        | 619.30        | 604.30        | 18.25                        | <b>6.23</b>                   | 24.48                      | 18.91                    | 614.76                 | No                                  |                       |
| MW-16   | 09/09/05 | 633.67           | 634.42        | 619.30        | 604.30        | 20.98                        | <b>6.73</b>                   | 27.71                      | 21.75                    | 611.92                 | No                                  |                       |
| MW-16   | 10/11/05 | 633.67           | 634.42        | 619.30        | 604.30        | 20.43                        | <b>6.30</b>                   | 26.73                      | 21.10                    | 612.57                 | No                                  |                       |
| MW-16   | 05/23/06 | 633.67           | 634.42        | 619.30        | 604.30        | 20.35                        | <b>4.00</b>                   | 24.35                      | 20.50                    | 613.17                 | No                                  |                       |
| MW-16   | 10/16/06 | 633.67           | 634.42        | 619.30        | 604.30        | 21.02                        | <b>7.14</b>                   | 28.16                      | 21.88                    | 611.79                 | No                                  |                       |
| MW-16   | 04/23/07 | 633.67           | 634.42        | 619.30        | 604.30        | 21.53                        | <b>7.35</b>                   | 28.88                      | 22.44                    | 611.23                 | No                                  |                       |
| MW-16   | 09/25/07 | 633.67           | 637.46        | 619.30        | 604.30        | 22.37                        | <b>6.88</b>                   | 29.25                      | 20.13                    | 613.54                 | No                                  |                       |
| MW-16   | 05/01/08 | 633.67           | 637.46        | 619.30        | 604.30        | 20.81                        | <b>3.78</b>                   | 24.59                      | 17.87                    | 615.80                 | No                                  |                       |
| MW-16   | 10/20/08 | 633.67           | 637.46        | 619.30        | 604.30        | 19.57                        | <b>3.68</b>                   | 23.25                      | 16.61                    | 617.06                 | No                                  |                       |
| MW-16   | 04/18/09 | 633.67           | 637.46        | 619.30        | 604.30        | 20.26                        | <b>5.04</b>                   | 25.30                      | 17.61                    | 616.06                 | No                                  |                       |
| MW-16   | 08/04/09 | 633.67           | 637.46        | 619.30        | 604.30        | 20.57                        | <b>6.30</b>                   | 26.87                      | 18.20                    | 615.47                 | No                                  |                       |
| MW-16   | 08/05/09 | 633.67           | 637.46        | 619.30        | 604.30        | 20.79                        | <b>6.04</b>                   | 26.83                      | 18.36                    | 615.31                 | No                                  |                       |
| MW-16   | 08/13/09 | 633.67           | 637.46        | 619.30        | 604.30        | 20.53                        | <b>6.23</b>                   | 26.76                      | 18.15                    | 615.52                 | No                                  |                       |
| MW-16   | 08/18/09 | 633.67           | 637.46        | 619.30        | 604.30        | 20.65                        | <b>6.16</b>                   | 26.81                      | 18.25                    | 615.42                 | No                                  |                       |
| MW-16   | 08/26/09 | 633.67           | 637.46        | 619.30        | 604.30        | 20.51                        | <b>5.42</b>                   | 25.93                      | 17.94                    | 615.73                 | No                                  |                       |
| MW-16   | 09/03/09 | 633.67           | 637.46        | 619.30        | 604.30        | 20.31                        | <b>5.79</b>                   | 26.10                      | 17.83                    | 615.84                 | No                                  |                       |
| MW-16   | 09/08/09 | 633.67           | 637.46        | 619.30        | 604.30        | 20.29                        | <b>5.79</b>                   | 26.08                      | 17.81                    | 615.86                 | No                                  |                       |
| MW-16   | 09/14/09 | 633.67           | 637.46        | 619.30        | 604.30        | 20.31                        | <b>6.29</b>                   | 26.60                      | 17.94                    | 615.73                 | No                                  |                       |
| MW-16   | 10/11/09 | 633.67           | 637.46        | 619.30        | 604.30        | 20.69                        | <b>6.59</b>                   | 27.28                      | 18.39                    | 615.28                 | No                                  |                       |
| MW-16   | 10/15/09 | 633.67           | 637.46        | 619.30        | 604.30        | 20.69                        | <b>6.59</b>                   | 27.28                      | 18.39                    | 615.28                 | No                                  |                       |
| MW-16   | 04/28/10 | 633.67           | 637.46        | 619.30        | 604.30        | 20.73                        | <b>7.26</b>                   | 27.99                      | 18.58                    | 615.09                 | No                                  |                       |
| MW-16   | 10/25/10 | 633.67           | 637.46        | 619.30        | 604.30        | 18.94                        | <b>7.01</b>                   | 25.95                      | 16.73                    | 616.94                 | No                                  |                       |
| MW-16   | 04/25/11 | 633.67           | 637.46        | 619.30        | 604.30        | 20.01                        | <b>6.04</b>                   | 26.05                      | 17.58                    | 616.09                 | No                                  |                       |
| MW-16   | 08/04/11 | 633.67           | 637.46        | 619.30        | 604.30        | 18.31                        | <b>6.08</b>                   | 24.39                      | 15.89                    | 617.78                 | No                                  |                       |
| MW-16   | 09/14/11 | 633.67           | 637.46        | 619.30        | 604.30        | 19.32                        | <b>6.16</b>                   | 25.48                      | 16.92                    | 616.75                 | No                                  |                       |
| MW-16   | 09/23/11 | 633.67           | 637.46        | 619.30        | 604.30        | 19.52                        | <b>6.18</b>                   | 25.70                      | 17.13                    | 616.54                 | No                                  |                       |
| MW-16   | 09/29/11 | 633.67           | 637.46        | 619.30        | 604.30        | 19.53                        | <b>6.37</b>                   | 25.90                      | 17.18                    | 616.49                 | No                                  |                       |
| MW-16   | 10/07/11 | 633.67           | 637.46        | 619.30        | 604.30        | 19.71                        | <b>6.32</b>                   | 26.03                      | 17.35                    | 616.32                 | No                                  |                       |
| MW-16   | 10/10/11 | 633.67           | 637.46        | 619.30        | 604.30        | 19.82                        | <b>6.30</b>                   | 26.12                      | 17.45                    | 616.22                 | No                                  |                       |
| MW-16   | 10/21/11 | 633.67           | 637.46        | 619.30        | 604.30        | 20.05                        | <b>6.27</b>                   | 26.32                      | 17.68                    | 615.99                 | No                                  |                       |
| MW-16   | 10/27/11 | 633.67           | 637.46        | 619.30        | 604.30        | 20.15                        | <b>6.25</b>                   | 26.40                      | 17.77                    | 615.90                 | No                                  |                       |
| MW-16   | 11/04/11 | 633.67           | 637.46        | 619.30        | 604.30        | 20.29                        | <b>6.25</b>                   | 26.54                      | 17.91                    | 615.76                 | No                                  |                       |
| MW-16   | 11/09/11 | 633.67           | 637.46        | 619.30        | 604.30        | 20.31                        | <b>6.27</b>                   | 26.58                      | 17.94                    | 615.73                 | No                                  |                       |
| MW-16   | 11/18/11 | 633.67           | 637.46        | 619.30        | 604.30        | 20.46                        | <b>6.22</b>                   | 26.68                      | 18.07                    | 615.60                 | No                                  |                       |
| MW-16   | 11/22/11 | 633.67           | 637.46        | 619.30        | 604.30        | 20.59                        | <b>6.18</b>                   | 26.77                      | 18.20                    | 615.47                 | No                                  |                       |
| MW-16   | 12/01/11 | 633.67           | 637.46        | 619.30        | 604.30        | 20.83                        | <b>6.13</b>                   | 26.96                      | 18.42                    | 615.25                 | No                                  |                       |
| MW-16   | 01/04/12 | 633.67           | 637.46        | 619.30        | 604.30        | 21.17                        | <b>6.28</b>                   | 27.45                      | 18.80                    | 614.87                 | No                                  |                       |
| MW-16   | 02/16/12 | 633.67           | 637.46        | 619.30        | 604.30        | 21.64                        | <b>6.88</b>                   | 28.52                      | 19.40                    | 614.27                 | No                                  |                       |

**Table 3**  
**Groundwater and LNAPL Gauging Data - Terminal**  
Former Amoco Terminal  
Superior, Wisconsin

| Well ID | Date     | Ground Elevation | TOC Elevation | TOS Elevation | BOS Elevation | Depth to Product (feet BTOC) | Free Product Thickness (feet) | Depth to Water (feet BTOC) | Corrected DTW (feet bgs) | Corrected GW Elevation | Screen Submerged Below Water Table? | Comments/Observations  |
|---------|----------|------------------|---------------|---------------|---------------|------------------------------|-------------------------------|----------------------------|--------------------------|------------------------|-------------------------------------|--|
| MW-16   | 03/13/12 | 633.67           | 637.46        | 619.30        | 604.30        | 21.64                        | <b>8.08</b>                   | 29.72                      | 19.68                    | 613.99                 | No                                  |  |
| MW-16   | 04/03/12 | 633.67           | 637.46        | 619.30        | 604.30        | 21.34                        | <b>8.29</b>                   | 29.63                      | 19.42                    | 614.25                 | No                                  | Spill Buddy Probe could not go past approximately 12-15 feet in well, could not recover with Spill Buddy |
| MW-16   | 04/16/12 | 633.67           | 637.46        | 619.30        | 604.30        | 21.15                        | <b>7.80</b>                   | 28.95                      | 19.12                    | 614.55                 | No                                  |  |
| MW-16   | 06/26/12 | 633.67           | 637.46        | 619.30        | 604.30        | 19.89                        | <b>1.94</b>                   | 21.83                      | 16.54                    | 617.13                 | No                                  |  |
| MW-16   | 07/12/12 | 633.67           | 637.46        | 619.30        | 604.30        | 19.95                        | <b>3.91</b>                   | 23.86                      | 17.04                    | 616.63                 | No                                  | Gauge before hand bail   |
| MW-16   | 07/12/12 | 633.67           | 637.46        | 619.30        | 604.30        | 21.81                        | <b>0.14</b>                   | 21.95                      | 18.05                    | 615.62                 | No                                  | Gauge after hand bail  |
| MW-16   | 07/24/12 | 633.67           | 637.46        | 619.30        | 604.30        | 19.90                        | <b>5.04</b>                   | 24.94                      | 17.25                    | 616.42                 | No                                  |  |
| MW-16   | 08/17/12 | 633.67           | 637.46        | 619.30        | 604.30        | 20.14                        | <b>5.53</b>                   | 25.67                      | 17.60                    | 616.07                 | No                                  |  |
| MW-16   | 09/17/12 | 633.67           | 637.46        | 619.30        | 604.30        | 20.45                        | <b>7.09</b>                   | 27.54                      | 18.26                    | 615.41                 | No                                  |  |
| MW-16   | 09/20/12 | 633.67           | 637.46        | 619.30        | 604.30        | 20.44                        | <b>7.15</b>                   | 27.59                      | 18.26                    | 615.41                 | No                                  |  |
| MW-16   | 09/30/12 | 633.67           | 637.46        | 619.30        | 604.30        | 21.67                        | <b>6.28</b>                   | 27.95                      | 19.30                    | 614.37                 | No                                  |  |
| MW-16   | 10/22/12 | 633.67           | 637.46        | 619.30        | 604.30        | 21.03                        | <b>7.13</b>                   | 28.16                      | 18.85                    | 614.82                 | No                                  |  |
| MW-16   | 11/21/12 | 633.67           | 637.46        | 619.30        | 604.30        | 21.15                        | <b>6.94</b>                   | 28.09                      | 18.93                    | 614.74                 | No                                  |  |
| MW-16   | 12/17/12 | 633.67           | 637.46        | 619.30        | 604.30        | 21.37                        | <b>6.92</b>                   | 28.29                      | 19.14                    | 614.53                 | No                                  |  |
| MW-16   | 03/25/13 | 633.67           | 637.46        | 619.30        | 604.30        | 21.71                        | <b>9.54</b>                   | 31.25                      | 20.07                    | 613.60                 | No                                  |  |
| MW-16   | 04/03/13 | 633.67           | 637.46        | 619.30        | 604.30        | 21.37                        | <b>9.72</b>                   | 31.09                      | 19.78                    | 613.89                 | No                                  | Spill Buddy Before Reading   |
| MW-16   | 04/03/13 | 633.67           | 637.46        | 619.30        | 604.30        | 24.29                        | <b>0.58</b>                   | 24.87                      | 20.63                    | 613.04                 | No                                  | Spill Buddy After Reading  |
| MW-16   | 05/05/13 | 633.67           | 637.46        | 619.30        | 604.30        | 21.65                        | <b>6.45</b>                   | 28.10                      | 19.32                    | 614.35                 | No                                  |  |
| MW-16   | 10/03/13 | 633.67           | 637.46        | 619.30        | 604.30        | 21.24                        | <b>5.87</b>                   | 27.11                      | 18.78                    | 614.89                 | No                                  |  |
| MW-16   | 05/22/14 | 633.67           | 637.46        | 619.30        | 604.30        | 20.30                        | <b>2.09</b>                   | 22.39                      | 16.98                    | 616.69                 | No                                  |  |
| MW-16   | 10/31/14 | 633.67           | 637.46        | 619.30        | 604.30        | 19.49                        | <b>5.64</b>                   | 25.13                      | 16.97                    | 616.70                 | No                                  |  |
| MW-16   | 05/06/15 | 633.67           | 637.46        | 619.30        | 604.30        | 20.89                        | <b>6.75</b>                   | 27.64                      | 18.62                    | 615.05                 | No                                  |  |
| MW-16   | 07/10/15 | 633.67           | 637.46        | 619.30        | 604.30        | 20.26                        | <b>4.21</b>                   | 24.47                      | 17.42                    | 616.25                 | No                                  |  |
| MW-16   | 10/05/15 | 633.67           | 637.46        | 619.30        | 604.30        | 19.50                        | <b>4.12</b>                   | 23.62                      | 16.64                    | 617.03                 | No                                  |  |
| MW-16   | 05/23/16 | 633.67           | 637.46        | 619.30        | 604.30        | 16.49                        | <b>11.46</b>                  | 27.95                      | 15.29                    | 618.38                 | No                                  |  |
| MW-16   | 10/03/16 | 633.67           | 637.46        | 619.30        | 604.30        | 18.27                        | <b>7.27</b>                   | 25.54                      | 16.12                    | 617.55                 | No                                  |  |
| MW-16   | 06/14/17 | 633.67           | 637.46        | 619.30        | 604.30        | 16.96                        | <b>10.44</b>                  | 27.40                      | 15.53                    | 618.14                 | No                                  |  |
| MW-16   | 06/21/17 | 633.67           | 637.46        | 619.30        | 604.30        | 17.08                        | <b>10.17</b>                  | 27.25                      | 15.59                    | 618.08                 | No                                  |  |
| MW-16   | 06/22/17 | 633.67           | 637.46        | 619.30        | 604.30        | 18.75                        | <b>1.48</b>                   | 20.23                      | 15.29                    | 618.38                 | No                                  |  |
| MW-16   | 06/23/17 | 633.67           | 637.46        | 619.30        | 604.30        | 18.87                        | <b>1.33</b>                   | 20.20                      | 15.38                    | 618.29                 | No                                  |  |
| MW-16   | 10/26/17 | 633.67           | 637.46        | 619.30        | 604.30        | 14.68                        | <b>14.77</b>                  | 29.45                      | 14.23                    | 619.44                 | Yes                                 |  |
| MW-16   | 05/15/18 | 633.67           | 637.46        | 619.30        | 604.30        | 20.23                        | <b>5.53</b>                   | 25.76                      | 17.69                    | 615.98                 | No                                  |  |
| MW-16   | 05/23/18 | 633.67           | 637.46        | 619.30        | 604.30        | 20.13                        | <b>5.65</b>                   | 25.78                      | 17.62                    | 616.05                 | No                                  |  |
| MW-16   | 05/02/19 | 633.67           | 637.46        | 619.30        | 604.30        | 19.76                        | <b>5.54</b>                   | 25.30                      | 17.22                    | 616.45                 | No                                  |  |
| MW-16   | 07/25/19 | 633.67           | 637.46        | 619.30        | 604.30        | 18.53                        | <b>7.74</b>                   | 26.27                      | 16.49                    | 617.18                 | No                                  |  |
| MW-16   | 05/26/20 | 633.67           | 637.46        | 619.30        | 604.30        | 16.52                        | <b>12.99</b>                  | 29.51                      | 15.66                    | 618.01                 | No                                  |  |
| MW-16   | 05/24/21 | 633.67           | 637.46        | 619.30        | 604.30        | 19.22                        | <b>6.34</b>                   | 25.56                      | 16.86                    | 616.81                 | No                                  |  |

**Table 3**  
**Groundwater and LNAPL Gauging Data - Terminal**  
Former Amoco Terminal  
Superior, Wisconsin

| Well ID | Date     | Ground Elevation | TOC Elevation | TOS Elevation | BOS Elevation | Depth to Product (feet BTOC) | Free Product Thickness (feet) | Depth to Water (feet BTOC) | Corrected DTW (feet bgs) | Corrected GW Elevation | Screen Submerged Below Water Table? | Comments/Observations |
|---------|----------|------------------|---------------|---------------|---------------|------------------------------|-------------------------------|----------------------------|--------------------------|------------------------|-------------------------------------|-----------------------|
| MW-18   | 09/08/88 | 634.60           | 636.91        | 619.60        | 609.60        | NP                           | 0.00                          | 20.90                      | 18.59                    | 616.01                 | No                                  |                       |
| MW-18   | 09/20/88 | 634.60           | 636.91        | 619.60        | 609.60        | NP                           | 0.00                          | 21.20                      | 18.89                    | 615.71                 | No                                  |                       |
| MW-18   | 04/27/89 | 634.60           | 636.91        | 619.60        | 609.60        | NP                           | 0.00                          | 20.93                      | 18.62                    | 615.98                 | No                                  |                       |
| MW-18   | 05/18/89 | 634.60           | 636.91        | 619.60        | 609.60        | NP                           | 0.00                          | 20.56                      | 18.25                    | 616.35                 | No                                  |                       |
| MW-18   | 06/30/89 | 634.60           | 636.91        | 619.60        | 609.60        | NP                           | 0.00                          | 20.27                      | 17.96                    | 616.64                 | No                                  |                       |
| MW-18   | 07/12/89 | 634.60           | 636.91        | 619.60        | 609.60        | NP                           | 0.00                          | 20.43                      | 18.12                    | 616.48                 | No                                  |                       |
| MW-18   | 07/26/89 | 634.60           | 636.91        | 619.60        | 609.60        | NP                           | 0.00                          | 20.32                      | 18.01                    | 616.59                 | No                                  |                       |
| MW-18   | 07/27/89 | 634.60           | 636.91        | 619.60        | 609.60        | NP                           | 0.00                          | 20.48                      | 18.17                    | 616.43                 | No                                  |                       |
| MW-18   | 09/03/89 | 634.60           | 636.91        | 619.60        | 609.60        | NP                           | 0.00                          | 20.64                      | 18.33                    | 616.27                 | No                                  |                       |
| MW-18   | 11/16/89 | 634.60           | 636.91        | 619.60        | 609.60        | NP                           | 0.00                          | 20.57                      | 18.26                    | 616.34                 | No                                  |                       |
| MW-18   | 11/28/89 | 634.60           | 636.91        | 619.60        | 609.60        | NP                           | 0.00                          | 20.81                      | 18.50                    | 616.10                 | No                                  |                       |
| MW-18   | 06/01/90 | 634.60           | 636.91        | 619.60        | 609.60        | NP                           | 0.00                          | 20.75                      | 18.44                    | 616.16                 | No                                  |                       |
| MW-18   | 06/19/90 | 634.60           | 636.91        | 619.60        | 609.60        | NP                           | 0.00                          | 20.70                      | 18.39                    | 616.21                 | No                                  |                       |
| MW-18   | 06/27/90 | 634.60           | 636.91        | 619.60        | 609.60        | NP                           | 0.00                          | 20.89                      | 18.58                    | 616.02                 | No                                  |                       |
| MW-18   | 07/05/90 | 634.60           | 636.91        | 619.60        | 609.60        | NP                           | 0.00                          | 21.11                      | 18.80                    | 615.80                 | No                                  |                       |
| MW-18   | 07/13/90 | 634.60           | 636.91        | 619.60        | 609.60        | NP                           | 0.00                          | 20.98                      | 18.67                    | 615.93                 | No                                  |                       |
| MW-18   | 07/17/90 | 634.60           | 636.91        | 619.60        | 609.60        | NP                           | 0.00                          | 20.71                      | 18.40                    | 616.20                 | No                                  |                       |
| MW-18   | 07/25/90 | 634.60           | 636.91        | 619.60        | 609.60        | NP                           | 0.00                          | 20.95                      | 18.64                    | 615.96                 | No                                  |                       |
| MW-18   | 08/09/90 | 634.60           | 636.91        | 619.60        | 609.60        | NP                           | 0.00                          | 20.96                      | 18.65                    | 615.95                 | No                                  |                       |
| MW-18   | 08/14/90 | 634.60           | 636.91        | 619.60        | 609.60        | NP                           | 0.00                          | 20.90                      | 18.59                    | 616.01                 | No                                  |                       |
| MW-18   | 08/27/90 | 634.60           | 636.91        | 619.60        | 609.60        | NP                           | 0.00                          | 20.75                      | 18.44                    | 616.16                 | No                                  |                       |
| MW-18   | 01/04/91 | 634.60           | 636.91        | 619.60        | 609.60        | NP                           | 0.00                          | 20.16                      | 17.85                    | 616.75                 | No                                  |                       |
| MW-18   | 01/30/91 | 634.60           | 636.91        | 619.60        | 609.60        | NP                           | 0.00                          | 20.25                      | 17.94                    | 616.66                 | No                                  |                       |
| MW-18   | 04/24/91 | 634.60           | 636.91        | 619.60        | 609.60        | NP                           | 0.00                          | 20.82                      | 18.51                    | 616.09                 | No                                  |                       |
| MW-18   | 07/09/91 | 634.60           | 636.91        | 619.60        | 609.60        | NP                           | 0.00                          | 19.05                      | 16.74                    | 617.86                 | No                                  |                       |
| MW-18   | 10/08/91 | 634.60           | 636.91        | 619.60        | 609.60        | NP                           | 0.00                          | 17.57                      | 15.26                    | 619.34                 | No                                  |                       |
| MW-18   | 01/07/92 | 634.60           | 636.91        | 619.60        | 609.60        | NP                           | 0.00                          | 17.76                      | 15.45                    | 619.15                 | No                                  |                       |
| MW-18   | 10/14/92 | 634.60           | 636.91        | 619.60        | 609.60        | NP                           | 0.00                          | 17.60                      | 15.29                    | 619.31                 | No                                  |                       |
| MW-18   | 01/29/94 | 634.60           | 636.91        | 619.60        | 609.60        | NP                           | 0.00                          | 18.76                      | 16.45                    | 618.15                 | No                                  |                       |
| MW-18   | 04/27/94 | 634.60           | 636.91        | 619.60        | 609.60        | NP                           | 0.00                          | 18.90                      | 16.59                    | 618.01                 | No                                  |                       |
| MW-18   | 07/21/94 | 634.60           | 636.91        | 619.60        | 609.60        | NP                           | 0.00                          | 17.52                      | 15.21                    | 619.39                 | No                                  |                       |
| MW-18   | 10/25/94 | 634.60           | 636.91        | 619.60        | 609.60        | NP                           | 0.00                          | 18.00                      | 15.69                    | 618.91                 | No                                  |                       |
| MW-18   | 10/27/94 | 634.60           | 636.91        | 619.60        | 609.60        | NP                           | 0.00                          | 17.44                      | 15.13                    | 619.47                 | No                                  |                       |
| MW-18   | 02/01/95 | 634.60           | 636.91        | 619.60        | 609.60        | NP                           | 0.00                          | 19.22                      | 16.91                    | 617.69                 | No                                  |                       |
| MW-18   | 04/04/95 | 634.60           | 636.91        | 619.60        | 609.60        | NP                           | 0.00                          | 19.94                      | 17.63                    | 616.97                 | No                                  |                       |
| MW-18   | 07/12/95 | 634.60           | 636.91        | 619.60        | 609.60        | NP                           | 0.00                          | 18.90                      | 16.59                    | 618.01                 | No                                  |                       |
| MW-18   | 11/13/95 | 634.60           | 636.91        | 619.60        | 609.60        | NP                           | 0.00                          | 17.71                      | 15.40                    | 619.20                 | No                                  |                       |



**Table 3**  
**Groundwater and LNAPL Gauging Data - Terminal**  
Former Amoco Terminal  
Superior, Wisconsin

| Well ID | Date     | Ground Elevation | TOC Elevation | TOS Elevation | BOS Elevation | Depth to Product (feet BTOC) | Free Product Thickness (feet) | Depth to Water (feet BTOC) | Corrected DTW (feet bgs) | Corrected GW Elevation | Screen Submerged Below Water Table? | Comments/Observations |
|---------|----------|------------------|---------------|---------------|---------------|------------------------------|-------------------------------|----------------------------|--------------------------|------------------------|-------------------------------------|-----------------------|
| MW-18   | 03/13/96 | 634.60           | 636.91        | 619.60        | 609.60        | NP                           | 0.00                          | 19.33                      | 17.02                    | 617.58                 | No                                  |                       |
| MW-18   | 10/08/96 | 634.60           | 636.91        | 619.60        | 609.60        | NP                           | 0.00                          | 16.89                      | 14.58                    | 620.02                 | Yes                                 |                       |
| MW-18   | 04/29/97 | 634.60           | 636.91        | 619.60        | 609.60        | NP                           | 0.00                          | 16.25                      | 13.94                    | 620.66                 | Yes                                 |                       |
| MW-18   | 11/03/98 | 634.60           | 636.91        | 619.60        | 609.60        | NP                           | 0.00                          | 19.75                      | 17.44                    | 617.16                 | No                                  |                       |
| MW-18   | 03/02/99 | 634.60           | 636.91        | 619.60        | 609.60        | NP                           | 0.00                          | 19.76                      | 17.45                    | 617.15                 | No                                  |                       |
| MW-18   | 04/26/00 | 634.60           | 636.91        | 619.60        | 609.60        | NP                           | 0.00                          | 18.92                      | 16.61                    | 617.99                 | No                                  |                       |
| MW-18   | 08/18/00 | 634.60           | 636.91        | 619.60        | 609.60        | NP                           | 0.00                          | 19.40                      | 17.09                    | 617.51                 | No                                  |                       |
| MW-18   | 11/05/02 | 634.60           | 636.91        | 619.60        | 609.60        | NP                           | 0.00                          | 19.01                      | 16.70                    | 617.90                 | No                                  |                       |
| MW-18   | 08/18/03 |                  |               |               |               |                              | <b>Abandoned</b>              |                            |                          |                        |                                     |                       |
| MW-19   | 06/30/89 | 632.80           | 635.42        | 611.10        | 601.10        | NP                           | 0.00                          | 20.95                      | 18.33                    | 614.47                 | Yes                                 |                       |
| MW-19   | 07/12/89 | 632.80           | 635.42        | 611.10        | 601.10        | NP                           | 0.00                          | 22.86                      | 20.24                    | 612.56                 | Yes                                 |                       |
| MW-19   | 07/26/89 | 632.80           | 635.42        | 611.10        | 601.10        | NP                           | 0.00                          | 23.09                      | 20.47                    | 612.33                 | Yes                                 |                       |
| MW-19   | 07/27/89 | 632.80           | 635.42        | 611.10        | 601.10        | NP                           | 0.00                          | 23.17                      | 20.55                    | 612.25                 | Yes                                 |                       |
| MW-19   | 09/03/89 | 632.80           | 635.42        | 611.10        | 601.10        | NP                           | 0.00                          | 23.13                      | 20.51                    | 612.29                 | Yes                                 |                       |
| MW-19   | 11/16/89 | 632.80           | 635.42        | 611.10        | 601.10        | NP                           | 0.00                          | 23.42                      | 20.80                    | 612.00                 | Yes                                 |                       |
| MW-19   | 11/28/89 | 632.80           | 635.42        | 611.10        | 601.10        | NP                           | 0.00                          | 23.72                      | 21.10                    | 611.70                 | Yes                                 |                       |
| MW-19   | 06/19/90 | 632.80           | 635.42        | 611.10        | 601.10        | NP                           | 0.00                          | 23.20                      | 20.58                    | 612.22                 | Yes                                 |                       |
| MW-19   | 06/27/90 | 632.80           | 635.42        | 611.10        | 601.10        | NP                           | 0.00                          | 23.61                      | 20.99                    | 611.81                 | Yes                                 |                       |
| MW-19   | 07/05/90 | 632.80           | 635.42        | 611.10        | 601.10        | NP                           | 0.00                          | 23.86                      | 21.24                    | 611.56                 | Yes                                 |                       |
| MW-19   | 07/13/90 | 632.80           | 635.42        | 611.10        | 601.10        | NP                           | 0.00                          | 23.88                      | 21.26                    | 611.54                 | Yes                                 |                       |
| MW-19   | 07/17/90 | 632.80           | 635.42        | 611.10        | 601.10        | NP                           | 0.00                          | 23.72                      | 21.10                    | 611.70                 | Yes                                 |                       |
| MW-19   | 07/25/90 | 632.80           | 635.42        | 611.10        | 601.10        | NP                           | 0.00                          | 23.38                      | 20.76                    | 612.04                 | Yes                                 |                       |
| MW-19   | 08/09/90 | 632.80           | 635.42        | 611.10        | 601.10        | NP                           | 0.00                          | 23.85                      | 21.23                    | 611.57                 | Yes                                 |                       |
| MW-19   | 08/14/90 | 632.80           | 635.42        | 611.10        | 601.10        | NP                           | 0.00                          | 23.93                      | 21.31                    | 611.49                 | Yes                                 |                       |
| MW-19   | 08/27/90 | 632.80           | 635.42        | 611.10        | 601.10        | NP                           | 0.00                          | 23.70                      | 21.08                    | 611.72                 | Yes                                 |                       |
| MW-19   | 09/06/90 | 632.80           | 635.42        | 611.10        | 601.10        | NP                           | 0.00                          | 23.34                      | 20.72                    | 612.08                 | Yes                                 |                       |
| MW-19   | 01/04/91 | 632.80           | 635.42        | 611.10        | 601.10        | NP                           | 0.00                          | 23.42                      | 20.80                    | 612.00                 | Yes                                 |                       |
| MW-19   | 01/30/91 | 632.80           | 635.42        | 611.10        | 601.10        | NP                           | 0.00                          | 23.64                      | 21.02                    | 611.78                 | Yes                                 |                       |
| MW-19   | 04/24/91 | 632.80           | 635.42        | 611.10        | 601.10        | NP                           | 0.00                          | 23.47                      | 20.85                    | 611.95                 | Yes                                 |                       |
| MW-19   | 07/09/91 | 632.80           | 635.42        | 611.10        | 601.10        | NP                           | 0.00                          | 21.72                      | 19.10                    | 613.70                 | Yes                                 |                       |
| MW-19   | 10/08/91 | 632.80           | 635.42        | 611.10        | 601.10        | NP                           | 0.00                          | 20.84                      | 18.22                    | 614.58                 | Yes                                 |                       |
| MW-19   | 01/07/92 | 632.80           | 635.42        | 611.10        | 601.10        | NP                           | 0.00                          | 20.99                      | 18.37                    | 614.43                 | Yes                                 |                       |
| MW-19   | 10/14/92 | 632.80           | 635.42        | 611.10        | 601.10        | NP                           | 0.00                          | 20.98                      | 18.36                    | 614.44                 | Yes                                 |                       |
| MW-19   | 06/25/93 | 632.80           | 635.42        | 611.10        | 601.10        | NP                           | 0.00                          | 19.56                      | 16.94                    | 615.86                 | Yes                                 |                       |
| MW-19   | 10/28/93 | 632.80           | 635.42        | 611.10        | 601.10        | NP                           | 0.00                          | 21.12                      | 18.50                    | 614.30                 | Yes                                 |                       |
| MW-19   | 01/29/94 | 632.80           | 635.42        | 611.10        | 601.10        | NP                           | 0.00                          | 21.82                      | 19.20                    | 613.60                 | Yes                                 |                       |
| MW-19   | 04/27/94 | 632.80           | 635.42        | 611.10        | 601.10        | NP                           | 0.00                          | 21.56                      | 18.94                    | 613.86                 | Yes                                 |                       |

**Table 3**  
**Groundwater and LNAPL Gauging Data - Terminal**  
Former Amoco Terminal  
Superior, Wisconsin

| Well ID | Date     | Ground Elevation  | TOC Elevation | TOS Elevation   | BOS Elevation | Depth to Product (feet BTOC) | Free Product Thickness (feet) | Depth to Water (feet BTOC) | Corrected DTW (feet bgs) | Corrected GW Elevation | Screen Submerged Below Water Table? | Comments/Observations |
|---------|----------|---|---------------|-----------------|---------------|------------------------------|-------------------------------|----------------------------|--------------------------|------------------------|-------------------------------------|-----------------------|
| MW-19   | 07/21/94 | 632.80  | 635.42        | 611.10          | 601.10        | NP                           | 0.00                          | 20.61                      | 17.99                    | 614.81                 | Yes                                 |                       |
| MW-19   | 10/25/94 | 632.80  | 635.42        | 611.10          | 601.10        | NP                           | 0.00                          | 20.91                      | 18.29                    | 614.51                 | Yes                                 |                       |
| MW-19   | 10/28/94 | 632.80  | 635.42        | 611.10          | 601.10        | NP                           | 0.00                          | 20.58                      | 17.96                    | 614.84                 | Yes                                 |                       |
| MW-19   | 02/01/95 | 632.80  | 635.42        | 611.10          | 601.10        | NP                           | 0.00                          | 22.23                      | 19.61                    | 613.19                 | Yes                                 |                       |
| MW-19   | 04/04/95 | 632.80  | 635.42        | 611.10          | 601.10        | NP                           | 0.00                          | 22.40                      | 19.78                    | 613.02                 | Yes                                 |                       |
| MW-19   | 07/12/95 | 632.80  | 635.42        | 611.10          | 601.10        | NP                           | 0.00                          | 29.61                      | 26.99                    | 605.81                 | No                                  |                       |
| MW-19   | 11/13/95 | 632.80  | 635.42        | 611.10          | 601.10        | NP                           | 0.00                          | 20.72                      | 18.10                    | 614.70                 | Yes                                 |                       |
| MW-19   | 03/13/96 | 632.80  | 635.42        | 611.10          | 601.10        | NP                           | 0.00                          | 23.25                      | 20.63                    | 612.17                 | Yes                                 |                       |
| MW-19   | 04/22/96 | 632.80  | 635.42        | 611.10          | 601.10        | NP                           | 0.00                          | 20.85                      | 18.23                    | 614.57                 | Yes                                 |                       |
| MW-19   | 10/08/96 | 632.80  | 635.42        | 611.10          | 601.10        | NP                           | 0.00                          | 20.02                      | 17.40                    | 615.40                 | Yes                                 |                       |
| MW-19   | 04/29/97 | 632.80  | 635.42        | 611.10          | 601.10        | NP                           | 0.00                          | 19.40                      | 16.78                    | 616.02                 | Yes                                 |                       |
| MW-19   | 11/03/98 | 632.80  | 635.42        | 611.10          | 601.10        | NP                           | 0.00                          | 22.31                      | 19.69                    | 613.11                 | Yes                                 |                       |
| MW-19   | 03/02/99 | 632.80  | 635.42        | 611.10          | 601.10        | NP                           | 0.00                          | 22.67                      | 20.05                    | 612.75                 | Yes                                 |                       |
| MW-19   | 03/02/99 | 632.80  | 635.42        | 611.10          | 601.10        | NP                           | 0.00                          | 21.68                      | 19.06                    | 613.74                 | Yes                                 |                       |
| MW-19   | 10/10/00 | 632.80  | 635.42        | 611.10          | 601.10        | NP                           | 0.00                          | 22.27                      | 19.65                    | 613.15                 | Yes                                 |                       |
| MW-19   | 04/24/01 | 632.80  | 635.42        | 611.10          | 601.10        | NP                           | 0.00                          | 21.64                      | 19.02                    | 613.78                 | Yes                                 |                       |
| MW-19   | 10/23/01 | 632.80  | 635.42        | 611.10          | 601.10        | NP                           | 0.00                          | 22.26                      | 19.64                    | 613.16                 | Yes                                 |                       |
| MW-19   | 04/23/02 | 632.80  | 635.42        | 611.10          | 601.10        | NP                           | 0.00                          | 22.54                      | 19.92                    | 612.88                 | Yes                                 |                       |
| MW-19   | 11/05/02 | 632.80  | 635.42        | 611.10          | 601.10        | NP                           | 0.00                          | 21.27                      | 18.65                    | 614.15                 | Yes                                 |                       |
| MW-19   | 04/17/03 | 632.80  | 635.42        | 611.10          | 601.10        | NP                           | 0.00                          | 23.33                      | 20.71                    | 612.09                 | Yes                                 |                       |
| MW-19   | 05/15/03 | 632.80  | 635.42        | 611.10          | 601.10        | NM                           | NM                            | NM                         | NM                       | NM                     |                                     |                       |
| MW-19   | 10/21/03 | <b>MW-19 abandoned and replaced as MW-19 due to city road construction</b>                                  |               |                 |               |                              |                               |                            |                          |                        |                                     |                       |
| MW-19   | 04/19/04 | 633.62  | 636.61        |                 |               | NP                           | 0.00                          | 24.61                      | 21.62                    | 612.00                 | NA                                  |                       |
| MW-19   | 11/18/04 | 633.62  | 636.61        |                 |               | NP                           | 0.00                          | 22.95                      | 19.96                    | 613.66                 | NA                                  |                       |
| MW-19   | 04/18/05 | 633.62  | 636.61        |                 |               | NP                           | 0.00                          | 23.12                      | 20.13                    | 613.49                 | NA                                  |                       |
| MW-19   | 09/07/05 | <b>MW-19 again abandoned and replaced as MW-19R due to reconstruction of nearby retention basin by city</b> |               |                 |               |                              |                               |                            |                          |                        |                                     |                       |
| MW-19R  | 10/11/05 | 630.50  | 633.05        | 11 bgs          | 26 bgs        | NP                           | 0.00                          | 18.47                      | 15.92                    | 614.58                 | NA                                  |                       |
| MW-19R  | 05/23/06 | 630.50  | 633.05        | need new survey |               | 17.70                        | 1.72                          | 19.42                      | 15.54                    | 614.96                 | NA                                  |                       |
| MW-19R  | 10/16/06 | 630.50  | 633.05        | need new survey |               | 19.19                        | 2.07                          | 21.26                      | 17.11                    | 613.39                 | NA                                  |                       |
| MW-19R  | 04/23/07 | 630.50  | 633.05        | need new survey |               | 19.53                        | 1.12                          | 20.65                      | 17.23                    | 613.27                 | NA                                  |                       |
| MW-19R  | 09/25/07 | 630.50  | 633.05        | need new survey |               | 19.60                        | 2.53                          | 22.13                      | 17.62                    | 612.88                 | NA                                  |                       |
| MW-19R  | 05/01/08 | 630.50  | 633.05        | need new survey |               | 18.02                        | 0.50                          | 18.52                      | 15.58                    | 614.92                 | NA                                  |                       |
| MW-19R  | 10/20/08 | 630.50  | 633.05        | need new survey |               | 17.21                        | 0.68                          | 17.89                      | 14.81                    | 615.69                 | NA                                  |                       |
| MW-19R  | 04/18/09 | 630.50  | 633.05        | need new survey |               | 18.12                        | 0.49                          | 18.61                      | 15.68                    | 614.82                 | NA                                  |                       |
| MW-19R  | 10/11/09 | 630.50  | 633.05        | need new survey |               | 18.57                        | 1.67                          | 20.24                      | 16.40                    | 614.10                 | NA                                  |                       |
| MW-19R  | 04/28/10 | 630.50  | 633.05        | need new survey |               | 18.86                        | 1.30                          | 20.16                      | 16.60                    | 613.90                 | NA                                  |                       |
| MW-19R  | 10/25/10 | 630.50  | 633.05        | need new survey |               | 17.41                        | 1.46                          | 18.87                      | 15.19                    | 615.31                 | NA                                  |                       |
| MW-19R  | 04/25/11 | 630.50  | 633.05        | need new survey |               | 18.18                        | 0.89                          | 19.07                      | 15.83                    | 614.67                 | NA                                  |                       |

**Table 3**  
**Groundwater and LNAPL Gauging Data - Terminal**  
Former Amoco Terminal  
Superior, Wisconsin

| Well ID | Date     | Ground Elevation | TOC Elevation | TOS Elevation   | BOS Elevation | Depth to Product (feet BTOC) | Free Product Thickness (feet) | Depth to Water (feet BTOC) | Corrected DTW (feet bgs) | Corrected GW Elevation | Screen Submerged Below Water Table? | Comments/Observations      |
|---------|----------|------------------|---------------|-----------------|---------------|------------------------------|-------------------------------|----------------------------|--------------------------|------------------------|-------------------------------------|----------------------------|
| MW-19R  | 10/10/11 | 630.50           | 633.05        | need new survey |               | 17.86                        | 2.11                          | 19.97                      | 15.79                    | 614.71                 | NA                                  |                            |
| MW-19R  | 01/04/12 | 630.50           | 633.05        | need new survey |               | 19.14                        | 2.25                          | 21.39                      | 17.10                    | 613.40                 | NA                                  |                            |
| MW-19R  | 04/05/12 | 630.50           | 633.05        | need new survey |               | 19.57                        | 2.62                          | 22.19                      | 17.61                    | 612.89                 | NA                                  | Spill Buddy Before Reading |
| MW-19R  | 04/05/12 | 630.50           | 633.05        | need new survey |               | 20.67                        | 0.14                          | 20.81                      | 18.15                    | 612.35                 | NA                                  | Spill Buddy After Reading  |
| MW-19R  | 04/16/12 | 630.50           | 633.05        | need new survey |               | 19.75                        | 1.07                          | 20.82                      | 17.44                    | 613.06                 | NA                                  |                            |
| MW-19R  | 06/26/12 | 630.50           | 633.05        | need new survey |               | 17.14                        | 0.01                          | 17.15                      | 14.59                    | 615.91                 | NA                                  |                            |
| MW-19R  | 07/26/12 | 630.50           | 633.05        | need new survey |               | 17.65                        | 1.03                          | 18.68                      | 15.33                    | 615.17                 | NA                                  | Spill Buddy Before Reading |
| MW-19R  | 07/26/12 | 630.50           | 633.05        | need new survey |               | 18.26                        | 0.03                          | 18.29                      | 15.72                    | 614.78                 | NA                                  | Spill Buddy After Reading  |
| MW-19R  | 08/09/12 | 630.50           | 633.05        | need new survey |               | 17.79                        | 1.26                          | 19.05                      | 15.52                    | 614.98                 | NA                                  | Spill Buddy Before Reading |
| MW-19R  | 08/09/12 | 630.50           | 633.05        | need new survey |               | 18.38                        | 0.07                          | 18.45                      | 15.85                    | 614.65                 | NA                                  | Spill Buddy After Reading  |
| MW-19R  | 09/29/12 | 630.50           | 633.05        | need new survey |               | 18.84                        | 1.75                          | 20.59                      | 16.69                    | 613.81                 | NA                                  | Spill Buddy Before Reading |
| MW-19R  | 09/29/12 | 630.50           | 633.05        | need new survey |               | 19.50                        | 0.09                          | 19.59                      | 16.97                    | 613.53                 | NA                                  | Spill Buddy After Reading  |
| MW-19R  | 09/30/12 | 630.50           | 633.05        | need new survey |               | 18.94                        | 0.68                          | 19.62                      | 16.54                    | 613.96                 | NA                                  |                            |
| MW-19R  | 11/21/12 | 630.50           | 633.05        | need new survey |               | 19.35                        | 0.79                          | 20.14                      | 16.98                    | 613.52                 | NA                                  |                            |
| MW-19R  | 12/17/12 | 630.50           | 633.05        | need new survey |               | 19.60                        | 0.85                          | 20.45                      | 17.24                    | 613.26                 | NA                                  |                            |
| MW-19R  | 03/25/13 | 630.50           | 633.05        | need new survey |               | 21.39                        | -0.97                         | 20.42                      | 18.62                    | 612.63                 | NA                                  |                            |
| MW-19R  | 05/05/13 | 630.50           | 633.05        | need new survey |               | 19.52                        | 1.11                          | 20.63                      | 17.22                    | 613.28                 | NA                                  |                            |
| MW-19R  | 10/03/13 | 630.50           | 633.05        | need new survey |               | 18.91                        | 2.08                          | 20.99                      | 16.83                    | 613.67                 | NA                                  |                            |
| MW-20   | 06/30/89 | 633.80           | 636.47        | 619.00          | 609.00        | NP                           | 0.00                          | 19.86                      | 17.19                    | 616.61                 | No                                  |                            |
| MW-20   | 07/12/89 | 633.80           | 636.47        | 619.00          | 609.00        | NP                           | 0.00                          | 19.98                      | 17.31                    | 616.49                 | No                                  |                            |
| MW-20   | 07/26/89 | 633.80           | 636.47        | 619.00          | 609.00        | NP                           | 0.00                          | 19.92                      | 17.25                    | 616.55                 | No                                  |                            |
| MW-20   | 07/27/89 | 633.80           | 636.47        | 619.00          | 609.00        | NP                           | 0.00                          | 20.05                      | 17.38                    | 616.42                 | No                                  |                            |
| MW-20   | 09/03/89 | 633.80           | 636.47        | 619.00          | 609.00        | NP                           | 0.00                          | 20.16                      | 17.49                    | 616.31                 | No                                  |                            |
| MW-20   | 11/16/89 | 633.80           | 636.47        | 619.00          | 609.00        | NP                           | 0.00                          | 20.17                      | 17.50                    | 616.30                 | No                                  |                            |
| MW-20   | 11/28/89 | 633.80           | 636.47        | 619.00          | 609.00        | NP                           | 0.00                          | 20.33                      | 17.66                    | 616.14                 | No                                  |                            |
| MW-20   | 06/01/90 | 633.80           | 636.47        | 619.00          | 609.00        | NP                           | 0.00                          | 20.33                      | 17.66                    | 616.14                 | No                                  |                            |
| MW-20   | 06/19/90 | 633.80           | 636.47        | 619.00          | 609.00        | NP                           | 0.00                          | 20.20                      | 17.53                    | 616.27                 | No                                  |                            |
| MW-20   | 06/27/90 | 633.80           | 636.47        | 619.00          | 609.00        | NP                           | 0.00                          | 20.27                      | 17.60                    | 616.20                 | No                                  |                            |
| MW-20   | 07/05/90 | 633.80           | 636.47        | 619.00          | 609.00        | NP                           | 0.00                          | 20.47                      | 17.80                    | 616.00                 | No                                  |                            |
| MW-20   | 07/13/90 | 633.80           | 636.47        | 619.00          | 609.00        | NP                           | 0.00                          | 20.46                      | 17.79                    | 616.01                 | No                                  |                            |
| MW-20   | 07/17/90 | 633.80           | 636.47        | 619.00          | 609.00        | NP                           | 0.00                          | 20.24                      | 17.57                    | 616.23                 | No                                  |                            |
| MW-20   | 07/25/90 | 633.80           | 636.47        | 619.00          | 609.00        | NP                           | 0.00                          | 20.43                      | 17.76                    | 616.04                 | No                                  |                            |
| MW-20   | 08/09/90 | 633.80           | 636.47        | 619.00          | 609.00        | NP                           | 0.00                          | 20.35                      | 17.68                    | 616.12                 | No                                  |                            |
| MW-20   | 08/14/90 | 633.80           | 636.47        | 619.00          | 609.00        | NP                           | 0.00                          | 20.41                      | 17.74                    | 616.06                 | No                                  |                            |
| MW-20   | 08/27/90 | 633.80           | 636.47        | 619.00          | 609.00        | NP                           | 0.00                          | 20.24                      | 17.57                    | 616.23                 | No                                  |                            |
| MW-20   | 09/06/90 | 633.80           | 636.47        | 619.00          | 609.00        | NP                           | 0.00                          | 19.98                      | 17.31                    | 616.49                 | No                                  |                            |
| MW-20   | 01/04/91 | 633.80           | 636.47        | 619.00          | 609.00        | NP                           | 0.00                          | 19.76                      | 17.09                    | 616.71                 | No                                  |                            |

**Table 3**  
**Groundwater and LNAPL Gauging Data - Terminal**  
Former Amoco Terminal  
Superior, Wisconsin

| Well ID | Date     | Ground Elevation | TOC Elevation | TOS Elevation | BOS Elevation | Depth to Product (feet BTOC) | Free Product Thickness (feet) | Depth to Water (feet BTOC) | Corrected DTW (feet bgs) | Corrected GW Elevation | Screen Submerged Below Water Table? | Comments/Observations |
|---------|----------|------------------|---------------|---------------|---------------|------------------------------|-------------------------------|----------------------------|--------------------------|------------------------|-------------------------------------|-----------------------|
| MW-20   | 01/30/91 | 633.80           | 636.47        | 619.00        | 609.00        | NP                           | 0.00                          | 19.86                      | 17.19                    | 616.61                 | No                                  |                       |
| MW-20   | 04/24/91 | 633.80           | 636.47        | 619.00        | 609.00        | NP                           | 0.00                          | 20.26                      | 17.59                    | 616.21                 | No                                  |                       |
| MW-20   | 07/09/91 | 633.80           | 636.47        | 619.00        | 609.00        | NP                           | 0.00                          | 18.83                      | 16.16                    | 617.64                 | No                                  |                       |
| MW-20   | 10/08/91 | 633.80           | 636.47        | 619.00        | 609.00        | NP                           | 0.00                          | 17.33                      | 14.66                    | 619.14                 | Yes                                 |                       |
| MW-20   | 01/07/92 | 633.80           | 636.47        | 619.00        | 609.00        | NP                           | 0.00                          | 17.49                      | 14.82                    | 618.98                 | No                                  |                       |
| MW-20   | 10/14/92 | 633.80           | 636.47        | 619.00        | 609.00        | NP                           | 0.00                          | 17.23                      | 14.56                    | 619.24                 | Yes                                 |                       |
| MW-20   | 06/25/93 | 633.80           | 636.47        | 619.00        | 609.00        | NP                           | 0.00                          | 15.86                      | 13.19                    | 620.61                 | Yes                                 |                       |
| MW-20   | 10/28/93 | 633.80           | 636.47        | 619.00        | 609.00        | NP                           | 0.00                          | 17.43                      | 14.76                    | 619.04                 | Yes                                 |                       |
| MW-20   | 01/29/94 | 633.80           | 636.47        | 619.00        | 609.00        | NP                           | 0.00                          | 18.41                      | 15.74                    | 618.06                 | No                                  |                       |
| MW-20   | 04/27/94 | 633.80           | 636.47        | 619.00        | 609.00        | NP                           | 0.00                          | 18.52                      | 15.85                    | 617.95                 | No                                  |                       |
| MW-20   | 07/21/94 | 633.80           | 636.47        | 619.00        | 609.00        | NP                           | 0.00                          | 17.30                      | 14.63                    | 619.17                 | Yes                                 |                       |
| MW-20   | 10/25/94 | 633.80           | 636.47        | 619.00        | 609.00        | NP                           | 0.00                          | 17.67                      | 15.00                    | 618.80                 | No                                  |                       |
| MW-20   | 10/27/94 | 633.80           | 636.47        | 619.00        | 609.00        | NP                           | 0.00                          | 16.93                      | 14.26                    | 619.54                 | Yes                                 |                       |
| MW-20   | 02/01/95 | 633.80           | 636.47        | 619.00        | 609.00        | NP                           | 0.00                          | 18.71                      | 16.04                    | 617.76                 | No                                  |                       |
| MW-20   | 04/04/95 | 633.80           | 636.47        | 619.00        | 609.00        | NP                           | 0.00                          | 19.35                      | 16.68                    | 617.12                 | No                                  |                       |
| MW-20   | 11/13/95 | 633.80           | 636.47        | 619.00        | 609.00        | NP                           | 0.00                          | 17.54                      | 14.87                    | 618.93                 | No                                  |                       |
| MW-20   | 03/13/96 | 633.80           | 636.47        | 619.00        | 609.00        | NP                           | 0.00                          | 19.01                      | 16.34                    | 617.46                 | No                                  |                       |
| MW-20   | 04/22/96 | 633.80           | 636.47        | 619.00        | 609.00        | NP                           | 0.00                          | 18.35                      | 15.68                    | 618.12                 | No                                  |                       |
| MW-20   | 10/08/96 | 633.80           | 636.47        | 619.00        | 609.00        | NP                           | 0.00                          | 16.83                      | 14.16                    | 619.64                 | Yes                                 |                       |
| MW-20   | 04/29/97 | 633.80           | 636.47        | 619.00        | 609.00        | NP                           | 0.00                          | 16.30                      | 13.63                    | 620.17                 | Yes                                 |                       |
| MW-20   | 11/03/98 | 633.80           | 636.47        | 619.00        | 609.00        | NP                           | 0.00                          | 19.39                      | 16.72                    | 617.08                 | No                                  |                       |
| MW-20   | 03/02/99 | 633.80           | 636.47        | 619.00        | 609.00        | NP                           | 0.00                          | 19.39                      | 16.72                    | 617.08                 | No                                  |                       |
| MW-20   | 04/26/00 | 633.80           | 636.47        | 619.00        | 609.00        | NP                           | 0.00                          | 18.71                      | 16.04                    | 617.76                 | No                                  |                       |
| MW-20   | 10/10/00 | 633.80           | 636.47        | 619.00        | 609.00        | NP                           | 0.00                          | 18.95                      | 16.28                    | 617.52                 | No                                  |                       |
| MW-20   | 11/05/02 | 633.80           | 636.47        | 619.00        | 609.00        | NP                           | 0.00                          | 18.88                      | 16.21                    | 617.59                 | No                                  |                       |
| MW-20   | 04/17/03 | 633.80           | 636.47        | 619.00        | 609.00        | NM                           | NM                            | NM                         | NM                       | NM                     | NM                                  |                       |
| MW-20   | 05/15/03 | 633.80           | 636.47        | 619.00        | 609.00        | NM                           | NM                            | NM                         | NM                       | NM                     | NM                                  |                       |
| MW-20   | 08/18/03 |                  |               |               |               |                              | <b>Abandoned</b>              |                            |                          |                        |                                     |                       |
| MW-21   | 06/30/89 | 635.10           | 637.26        | 618.50        | 608.50        | NP                           | 0.00                          | 20.53                      | 18.37                    | 616.73                 | No                                  |                       |
| MW-21   | 07/12/89 | 635.10           | 637.26        | 618.50        | 608.50        | NP                           | 0.00                          | 20.68                      | 18.52                    | 616.58                 | No                                  |                       |
| MW-21   | 07/26/89 | 635.10           | 637.26        | 618.50        | 608.50        | NP                           | 0.00                          | 20.53                      | 18.37                    | 616.73                 | No                                  |                       |
| MW-21   | 07/27/89 | 635.10           | 637.26        | 618.50        | 608.50        | NP                           | 0.00                          | 20.69                      | 18.53                    | 616.57                 | No                                  |                       |
| MW-21   | 09/03/89 | 635.10           | 637.26        | 618.50        | 608.50        | NP                           | 0.00                          | 20.89                      | 18.73                    | 616.37                 | No                                  |                       |
| MW-21   | 11/16/89 | 635.10           | 637.26        | 618.50        | 608.50        | NP                           | 0.00                          | 20.80                      | 18.64                    | 616.46                 | No                                  |                       |
| MW-21   | 11/28/89 | 635.10           | 637.26        | 618.50        | 608.50        | NP                           | 0.00                          | 21.03                      | 18.87                    | 616.23                 | No                                  |                       |
| MW-21   | 06/01/90 | 635.10           | 637.26        | 618.50        | 608.50        | NP                           | 0.00                          | 21.05                      | 18.89                    | 616.21                 | No                                  |                       |
| MW-21   | 06/19/90 | 635.10           | 637.26        | 618.50        | 608.50        | NP                           | 0.00                          | 21.06                      | 18.90                    | 616.20                 | No                                  |                       |

**Table 3**  
**Groundwater and LNAPL Gauging Data - Terminal**  
Former Amoco Terminal  
Superior, Wisconsin

| Well ID | Date     | Ground Elevation | TOC Elevation | TOS Elevation | BOS Elevation | Depth to Product (feet BTOC) | Free Product Thickness (feet) | Depth to Water (feet BTOC) | Corrected DTW (feet bgs) | Corrected GW Elevation | Screen Submerged Below Water Table? | Comments/Observations |
|---------|----------|------------------|---------------|---------------|---------------|------------------------------|-------------------------------|----------------------------|--------------------------|------------------------|-------------------------------------|-----------------------|
| MW-21   | 06/27/90 | 635.10           | 637.26        | 618.50        | 608.50        | NP                           | 0.00                          | 21.25                      | 19.09                    | 616.01                 | No                                  |                       |
| MW-21   | 07/05/90 | 635.10           | 637.26        | 618.50        | 608.50        | NP                           | 0.00                          | 21.50                      | 19.34                    | 615.76                 | No                                  |                       |
| MW-21   | 07/13/90 | 635.10           | 637.26        | 618.50        | 608.50        | NP                           | 0.00                          | 21.37                      | 19.21                    | 615.89                 | No                                  |                       |
| MW-21   | 07/17/90 | 635.10           | 637.26        | 618.50        | 608.50        | NP                           | 0.00                          | 21.06                      | 18.90                    | 616.20                 | No                                  |                       |
| MW-21   | 07/25/90 | 635.10           | 637.26        | 618.50        | 608.50        | NP                           | 0.00                          | 21.30                      | 19.14                    | 615.96                 | No                                  |                       |
| MW-21   | 08/09/90 | 635.10           | 637.26        | 618.50        | 608.50        | NP                           | 0.00                          | 21.17                      | 19.01                    | 616.09                 | No                                  |                       |
| MW-21   | 08/14/90 | 635.10           | 637.26        | 618.50        | 608.50        | NP                           | 0.00                          | 21.33                      | 19.17                    | 615.93                 | No                                  |                       |
| MW-21   | 08/27/90 | 635.10           | 637.26        | 618.50        | 608.50        | NP                           | 0.00                          | 21.24                      | 19.08                    | 616.02                 | No                                  |                       |
| MW-21   | 09/06/90 | 635.10           | 637.26        | 618.50        | 608.50        | NP                           | 0.00                          | 21.02                      | 18.86                    | 616.24                 | No                                  |                       |
| MW-21   | 01/04/91 | 635.10           | 637.26        | 618.50        | 608.50        | NP                           | 0.00                          | 20.41                      | 18.25                    | 616.85                 | No                                  |                       |
| MW-21   | 01/30/91 | 635.10           | 637.26        | 618.50        | 608.50        | NP                           | 0.00                          | 20.52                      | 18.36                    | 616.74                 | No                                  |                       |
| MW-21   | 04/24/91 | 635.10           | 637.26        | 618.50        | 608.50        | NP                           | 0.00                          | 21.04                      | 18.88                    | 616.22                 | No                                  |                       |
| MW-21   | 06/06/91 | 635.10           | 637.26        | 618.50        | 608.50        | NP                           | 0.00                          | 20.06                      | 17.90                    | 617.20                 | No                                  |                       |
| MW-21   | 07/09/91 | 635.10           | 637.26        | 618.50        | 608.50        | NP                           | 0.00                          | 19.18                      | 17.02                    | 618.08                 | No                                  |                       |
| MW-21   | 08/06/91 | 635.10           | 637.26        | 618.50        | 608.50        | NP                           | 0.00                          | 18.49                      | 16.33                    | 618.77                 | Yes                                 |                       |
| MW-21   | 09/04/91 | 635.10           | 637.26        | 618.50        | 608.50        | NP                           | 0.00                          | 18.37                      | 16.21                    | 618.89                 | Yes                                 |                       |
| MW-21   | 10/08/91 | 635.10           | 637.26        | 618.50        | 608.50        | NP                           | 0.00                          | 17.59                      | 15.43                    | 619.67                 | Yes                                 |                       |
| MW-21   | 11/08/91 | 635.10           | 637.26        | 618.50        | 608.50        | NP                           | 0.00                          | 18.28                      | 16.12                    | 618.98                 | Yes                                 |                       |
| MW-21   | 12/03/91 | 635.10           | 637.26        | 618.50        | 608.50        | NP                           | 0.00                          | 16.53                      | 14.37                    | 620.73                 | Yes                                 |                       |
| MW-21   | 01/07/92 | 635.10           | 637.26        | 618.50        | 608.50        | NP                           | 0.00                          | 17.83                      | 15.67                    | 619.43                 | Yes                                 |                       |
| MW-21   | 02/04/92 | 635.10           | 637.26        | 618.50        | 608.50        | NP                           | 0.00                          | 18.53                      | 16.37                    | 618.73                 | Yes                                 |                       |
| MW-21   | 03/03/92 | 635.10           | 637.26        | 618.50        | 608.50        | NP                           | 0.00                          | 18.95                      | 16.79                    | 618.31                 | No                                  |                       |
| MW-21   | 09/24/92 | 635.10           | 637.26        | 618.50        | 608.50        | NP                           | 0.00                          | 17.08                      | 14.92                    | 620.18                 | Yes                                 |                       |
| MW-21   | 10/14/92 | 635.10           | 637.26        | 618.50        | 608.50        | NP                           | 0.00                          | 17.84                      | 15.68                    | 619.42                 | Yes                                 |                       |
| MW-21   | 06/25/93 | 635.10           | 637.26        | 618.50        | 608.50        | NP                           | 0.00                          | 15.67                      | 13.51                    | 621.59                 | Yes                                 |                       |
| MW-21   | 10/28/93 | 635.10           | 637.26        | 618.50        | 608.50        | NP                           | 0.00                          | 18.26                      | 16.10                    | 619.00                 | Yes                                 |                       |
| MW-21   | 04/27/94 | 635.10           | 637.26        | 618.50        | 608.50        | NP                           | 0.00                          | 19.03                      | 16.87                    | 618.23                 | No                                  |                       |
| MW-21   | 07/21/94 | 635.10           | 637.26        | 618.50        | 608.50        | NP                           | 0.00                          | 17.59                      | 15.43                    | 619.67                 | Yes                                 |                       |
| MW-21   | 04/04/95 | 635.10           | 637.26        | 618.50        | 608.50        | NP                           | 0.00                          | 20.21                      | 18.05                    | 617.05                 | No                                  |                       |
| MW-21   | 07/12/95 | 635.10           | 637.26        | 618.50        | 608.50        | NP                           | 0.00                          | 19.04                      | 16.88                    | 618.22                 | No                                  |                       |
| MW-21   | 11/13/95 | 635.10           | 637.26        | 618.50        | 608.50        | 17.78                        | 0.01                          | 17.79                      | 15.62                    | 619.48                 | Yes                                 |                       |
| MW-21   | 10/08/96 | 635.10           | 637.26        | 618.50        | 608.50        | NP                           | 0.00                          | 16.93                      | 14.77                    | 620.33                 | Yes                                 |                       |
| MW-21   | 04/29/97 | 635.10           | 637.26        | 618.50        | 608.50        | NP                           | 0.00                          | 16.10                      | 13.94                    | 621.16                 | Yes                                 |                       |
| MW-21   | 03/02/99 | 635.10           | 637.26        | 618.50        | 608.50        | NP                           | 0.00                          | 19.99                      | 17.83                    | 617.27                 | No                                  |                       |
| MW-21   | 10/07/99 | 635.10           | 637.26        | 618.50        | 608.50        | NP                           | 0.00                          | 16.89                      | 14.73                    | 620.37                 | Yes                                 |                       |
| MW-21   | 11/09/99 | 635.10           | 637.26        | 618.50        | 608.50        | NP                           | 0.00                          | 16.60                      | 14.44                    | 620.66                 | Yes                                 |                       |
| MW-21   | 01/27/00 | 635.10           | 637.26        | 618.50        | 608.50        | NP                           | 0.00                          | 19.18                      | 17.02                    | 618.08                 | No                                  |                       |
| MW-21   | 04/20/00 | 635.10           | 637.26        | 618.50        | 608.50        | NP                           | 0.00                          | 19.11                      | 16.95                    | 618.15                 | No                                  |                       |

**Table 3**  
**Groundwater and LNAPL Gauging Data - Terminal**  
Former Amoco Terminal  
Superior, Wisconsin

| Well ID | Date     | Ground Elevation | TOC Elevation | TOS Elevation | BOS Elevation | Depth to Product (feet BTOC) | Free Product Thickness (feet) | Depth to Water (feet BTOC) | Corrected DTW (feet bgs) | Corrected GW Elevation | Screen Submerged Below Water Table? | Comments/Observations |
|---------|----------|------------------|---------------|---------------|---------------|------------------------------|-------------------------------|----------------------------|--------------------------|------------------------|-------------------------------------|-----------------------|
| MW-21   | 04/26/00 | 635.10           | 637.26        | 618.50        | 608.50        | NP                           | 0.00                          | 19.12                      | 16.96                    | 618.14                 | No                                  |                       |
| MW-21   | 08/18/00 | 635.10           | 637.26        | 618.50        | 608.50        | NP                           | 0.00                          | 19.62                      | 17.46                    | 617.64                 | No                                  |                       |
| MW-21   | 11/05/02 | 635.10           | 637.26        | 618.50        | 608.50        | NP                           | 0.00                          | 19.01                      | 16.85                    | 618.25                 | No                                  |                       |
| MW-21   | 10/23/03 | 635.10           | 637.26        | 618.50        | 608.50        | NP                           | 0.00                          | 21.01                      | 18.85                    | 616.25                 | No                                  |                       |
| MW-21   | 04/19/04 | 635.88           | 637.31        | 618.50        | 608.50        | NP                           | 0.00                          | 21.87                      | 20.44                    | 615.44                 | No                                  |                       |
| MW-21   | 11/16/04 | 635.88           | 637.31        | 618.50        | 608.50        | NP                           | 0.00                          | 20.14                      | 18.71                    | 617.17                 | No                                  |                       |
| MW-21   | 04/18/05 | 635.88           | 637.31        | 618.50        | 608.50        | NP                           | 0.00                          | 20.36                      | 18.93                    | 616.95                 | No                                  |                       |
| MW-21   | 10/11/05 | 635.88           | 637.31        | 618.50        | 608.50        | NP                           | 0.00                          | 19.83                      | 18.40                    | 617.48                 | No                                  |                       |
| MW-21   | 05/23/06 | 635.88           | 637.31        | 618.50        | 608.50        | NP                           | 0.00                          | 19.08                      | 17.65                    | 618.23                 | No                                  |                       |
| MW-21   | 10/16/06 | 635.88           | 637.31        | 618.50        | 608.50        | NP                           | 0.00                          | 19.87                      | 18.44                    | 617.44                 | No                                  |                       |
| MW-21   | 04/23/07 | 635.88           | 637.31        | 618.50        | 608.50        | NP                           | 0.00                          | 20.82                      | 19.39                    | 616.49                 | No                                  | Well bent             |
| MW-21   | 06/26/07 |                  |               |               |               |                              | <b>Abandoned</b>              |                            |                          |                        |                                     |                       |
| MW-22   | 06/30/89 | 636.30           | 638.97        | 618.60        | 608.60        | 22.21                        | 1.50                          | 23.71                      | 19.88                    | 616.42                 | No                                  |                       |
| MW-22   | 07/12/89 | 636.30           | 638.97        | 618.60        | 608.60        | 22.10                        | 2.50                          | 24.60                      | 19.99                    | 616.31                 | No                                  |                       |
| MW-22   | 07/26/89 | 636.30           | 638.97        | 618.60        | 608.60        | 22.01                        | 2.71                          | 24.72                      | 19.95                    | 616.35                 | No                                  |                       |
| MW-22   | 07/27/89 | 636.30           | 638.97        | 618.60        | 608.60        | 22.06                        | 2.78                          | 24.84                      | 20.02                    | 616.28                 | No                                  |                       |
| MW-22   | 09/03/89 | 636.30           | 638.97        | 618.60        | 608.60        | 22.25                        | 2.64                          | 24.89                      | 20.18                    | 616.12                 | No                                  |                       |
| MW-22   | 11/16/89 | 636.30           | 638.97        | 618.60        | 608.60        | 22.08                        | 2.61                          | 24.69                      | 20.00                    | 616.30                 | No                                  |                       |
| MW-22   | 11/29/89 | 636.30           | 638.97        | 618.60        | 608.60        | 22.02                        | 2.62                          | 24.64                      | 19.94                    | 616.36                 | No                                  |                       |
| MW-22   | 12/01/89 | 636.30           | 638.97        | 618.60        | 608.60        | 22.35                        | 2.45                          | 24.80                      | 20.23                    | 616.07                 | No                                  |                       |
| MW-22   | 12/02/89 | 636.30           | 638.97        | 618.60        | 608.60        | 22.55                        | 2.05                          | 24.60                      | 20.34                    | 615.96                 | No                                  |                       |
| MW-22   | 05/04/90 | 636.30           | 638.97        | 618.60        | 608.60        | 22.78                        | 3.56                          | 26.34                      | 20.91                    | 615.39                 | No                                  |                       |
| MW-22   | 06/01/90 | 636.30           | 638.97        | 618.60        | 608.60        | 22.52                        | 3.53                          | 26.05                      | 20.65                    | 615.65                 | No                                  |                       |
| MW-22   | 06/19/90 | 636.30           | 638.97        | 618.60        | 608.60        | 22.52                        | 3.24                          | 25.76                      | 20.58                    | 615.72                 | No                                  |                       |
| MW-22   | 06/27/90 | 636.30           | 638.97        | 618.60        | 608.60        | 22.69                        | 3.07                          | 25.76                      | 20.71                    | 615.59                 | No                                  |                       |
| MW-22   | 07/05/90 | 636.30           | 638.97        | 618.60        | 608.60        | 22.85                        | 3.22                          | 26.07                      | 20.91                    | 615.39                 | No                                  |                       |
| MW-22   | 07/13/90 | 636.30           | 638.97        | 618.60        | 608.60        | 22.65                        | 3.11                          | 25.76                      | 20.68                    | 615.62                 | No                                  |                       |
| MW-22   | 07/17/90 | 636.30           | 638.97        | 618.60        | 608.60        | 22.46                        | 3.11                          | 25.57                      | 20.49                    | 615.81                 | No                                  |                       |
| MW-22   | 07/25/90 | 636.30           | 638.97        | 618.60        | 608.60        | 22.65                        | 3.15                          | 25.80                      | 20.69                    | 615.61                 | No                                  |                       |
| MW-22   | 08/27/90 | 636.30           | 638.97        | 618.60        | 608.60        | 22.60                        | 3.08                          | 25.68                      | 20.63                    | 615.67                 | No                                  |                       |
| MW-22   | 09/06/90 | 636.30           | 638.97        | 618.60        | 608.60        | 22.50                        | 2.94                          | 25.44                      | 20.49                    | 615.81                 | No                                  |                       |
| MW-22   | 01/04/91 | 636.30           | 638.97        | 618.60        | 608.60        | 22.02                        | 1.99                          | 24.01                      | 19.80                    | 616.50                 | No                                  |                       |
| MW-22   | 01/30/91 | 636.30           | 638.97        | 618.60        | 608.60        | 22.10                        | 2.29                          | 24.39                      | 19.95                    | 616.35                 | No                                  |                       |
| MW-22   | 04/24/91 | 636.30           | 638.97        | 618.60        | 608.60        | 22.42                        | 3.02                          | 25.44                      | 20.43                    | 615.87                 | No                                  |                       |
| MW-22   | 07/09/91 | 636.30           | 638.97        | 618.60        | 608.60        | 21.41                        | 0.50                          | 21.91                      | 18.85                    | 617.45                 | No                                  |                       |
| MW-22   | 10/08/91 | 636.30           | 638.97        | 618.60        | 608.60        | 18.94                        | 3.40                          | 22.34                      | 17.04                    | 619.26                 | Yes                                 |                       |
| MW-22   | 01/07/92 | 636.30           | 638.97        | 618.60        | 608.60        | 19.20                        | 2.74                          | 21.94                      | 17.15                    | 619.15                 | Yes                                 |                       |

**Table 3**  
**Groundwater and LNAPL Gauging Data - Terminal**  
Former Amoco Terminal  
Superior, Wisconsin

| Well ID | Date     | Ground Elevation | TOC Elevation | TOS Elevation | BOS Elevation | Depth to Product (feet BTOC) | Free Product Thickness (feet) | Depth to Water (feet BTOC) | Corrected DTW (feet bgs) | Corrected GW Elevation | Screen Submerged Below Water Table? | Comments/Observations         |
|---------|----------|------------------|---------------|---------------|---------------|------------------------------|-------------------------------|----------------------------|--------------------------|------------------------|-------------------------------------|-------------------------------|
| MW-22   | 10/14/92 | 636.30           | 638.97        | 618.60        | 608.60        | 19.32                        | 2.74                          | 22.06                      | 17.27                    | 619.03                 | Yes                                 |                               |
| MW-22   | 06/25/93 | 636.30           | 638.97        | 618.60        | 608.60        | 16.97                        | 4.22                          | 21.19                      | 15.25                    | 621.05                 | Yes                                 |                               |
| MW-22   | 10/28/93 | 636.30           | 638.97        | 618.60        | 608.60        | 16.79                        | 5.13                          | 21.92                      | 15.28                    | 621.02                 | Yes                                 |                               |
| MW-22   | 01/29/94 | 636.30           | 638.97        | 618.60        | 608.60        | 20.64                        | 1.40                          | 22.04                      | 18.29                    | 618.01                 | No                                  |                               |
| MW-22   | 04/27/94 | 636.30           | 638.97        | 618.60        | 608.60        | 20.74                        | 1.58                          | 22.32                      | 18.43                    | 617.87                 | No                                  |                               |
| MW-22   | 07/21/94 | 636.30           | 638.97        | 618.60        | 608.60        | 18.96                        | 3.00                          | 21.96                      | 16.97                    | 619.33                 | Yes                                 |                               |
| MW-22   | 10/25/94 | 636.30           | 638.97        | 618.60        | 608.60        | 19.77                        | 2.08                          | 21.85                      | 17.57                    | 618.73                 | Yes                                 |                               |
| MW-22   | 02/01/95 | 636.30           | 638.97        | 618.60        | 608.60        | 21.15                        | 1.17                          | 22.32                      | 18.74                    | 617.56                 | No                                  |                               |
| MW-22   | 04/04/95 | 636.30           | 638.97        | 618.60        | 608.60        | 21.80                        | 1.18                          | 22.98                      | 19.40                    | 616.90                 | No                                  |                               |
| MW-22   | 07/12/95 | 636.30           | 638.97        | 618.60        | 608.60        | 20.90                        | 0.78                          | 21.68                      | 18.41                    | 617.89                 | No                                  |                               |
| MW-22   | 11/14/95 | 636.30           | 638.97        | 618.60        | 608.60        | 19.55                        | 1.00                          | 20.55                      | 17.11                    | 619.19                 | Yes                                 |                               |
| MW-22   | 03/13/96 | 636.30           | 638.97        | 618.60        | 608.60        | 21.34                        | 1.44                          | 22.78                      | 19.00                    | 617.30                 | No                                  |                               |
| MW-22   | 10/08/96 | 636.30           | 638.97        | 618.60        | 608.60        | 18.30                        | 2.42                          | 20.72                      | 16.18                    | 620.12                 | Yes                                 |                               |
| MW-22   | 04/29/97 | 636.30           | 638.97        | 618.60        | 608.60        | 17.60                        | 2.00                          | 19.60                      | 15.38                    | 620.92                 | Yes                                 |                               |
| MW-22   | 06/10/97 | 636.30           | 638.97        | 618.60        | 608.60        | 18.75                        | 2.40                          | 21.15                      | 16.62                    | 619.68                 | Yes                                 |                               |
| MW-22   | 11/03/98 | 636.30           | 638.97        | 618.60        | 608.60        | 21.79                        | 0.64                          | 22.43                      | 19.26                    | 617.04                 | No                                  |                               |
| MW-22   | 03/02/99 | 636.30           | 638.97        | 618.60        | 608.60        | 21.85                        | 1.45                          | 23.30                      | 19.51                    | 616.79                 | No                                  |                               |
| MW-22   | 10/07/99 | 636.30           | 638.97        | 618.60        | 608.60        | 18.62                        | 0.20                          | 18.82                      | 16.00                    | 620.30                 | Yes                                 |                               |
| MW-22   | 11/09/99 | 636.30           | 638.97        | 618.60        | 608.60        | 18.52                        | 0.05                          | 18.57                      | 15.86                    | 620.44                 | Yes                                 | bailed <0.1 gal. FP           |
| MW-22   | 12/21/99 | 636.30           | 638.97        | 618.60        | 608.60        | 18.36                        | 0.06                          | 18.42                      | 15.70                    | 620.60                 | Yes                                 |                               |
| MW-22   | 01/27/00 | 636.30           | 638.97        | 618.60        | 608.60        | 20.60                        | 1.34                          | 21.94                      | 18.23                    | 618.07                 | No                                  | bailed 0.3 gal. FP            |
| MW-22   | 02/24/00 | 636.30           | 638.97        | 618.60        | 608.60        | 21.10                        | 0.83                          | 21.93                      | 18.62                    | 617.68                 | No                                  | bailed 0.2 gal. FP            |
| MW-22   | 03/31/00 | 636.30           | 638.97        | 618.60        | 608.60        | 21.34                        | 0.32                          | 21.66                      | 18.74                    | 617.56                 | No                                  | bailed 0.12 gal. FP           |
| MW-22   | 04/20/00 | 636.30           | 638.97        | 618.60        | 608.60        | 21.08                        | 1.06                          | 22.14                      | 18.65                    | 617.65                 | No                                  | bailed 0.5 gal. FP            |
| MW-22   | 04/26/00 | 636.30           | 638.97        | 618.60        | 608.60        | 20.97                        | 0.43                          | 21.40                      | 18.40                    | 617.90                 | No                                  | bailed 0.25 gal. FP           |
| MW-22   | 05/31/00 | 636.30           | 638.97        | 618.60        | 608.60        | 21.07                        | 0.29                          | 21.36                      | 18.47                    | 617.83                 | No                                  | bailed 0.125 gal. FP          |
| MW-22   | 06/29/00 | 636.30           | 638.97        | 618.60        | 608.60        | 20.88                        | 0.26                          | 21.14                      | 18.27                    | 618.03                 | No                                  | bailed 0.1 gal. FP            |
| MW-22   | 07/26/00 | 636.30           | 638.97        | 618.60        | 608.60        | 20.95                        | 0.25                          | 21.20                      | 18.34                    | 617.96                 | No                                  | bailed <0.1 gal. FP           |
| MW-22   | 08/18/00 | 636.30           | 638.97        | 618.60        | 608.60        | 21.06                        | 0.23                          | 21.29                      | 18.44                    | 617.86                 | No                                  | bailed 0.125 gal. FP          |
| MW-22   | 09/27/00 | 636.30           | 638.97        | 618.60        | 608.60        | 21.69                        | 0.36                          | 22.05                      | 19.10                    | 617.20                 | No                                  | bailed <0.05 gal. FP          |
| MW-22   | 10/11/00 | 636.30           | 638.97        | 618.60        | 608.60        | 21.57                        | 0.03                          | 21.60                      | 18.91                    | 617.39                 | No                                  |                               |
| MW-22   | 11/17/00 | 636.30           | 638.97        | 618.60        | 608.60        | 21.62                        | 0.86                          | 22.48                      | 19.14                    | 617.16                 | No                                  | bailed 0.5 gal. FP            |
| MW-22   | 12/12/00 | 636.30           | 638.97        | 618.60        | 608.60        | 21.30                        | 0.51                          | 21.81                      | 18.75                    | 617.55                 | No                                  | bailed 0.25 gal. FP           |
| MW-22   | 01/18/01 | 636.30           | 638.97        | 618.60        | 608.60        | 21.71                        | 0.57                          | 22.28                      | 19.17                    | 617.13                 | No                                  | bailed 0.25 gal. FP           |
| MW-22   | 04/24/01 | 636.30           | 638.97        | 618.60        | 608.60        | 21.80                        | 1.59                          | 23.39                      | 19.49                    | 616.81                 | No                                  | product abated using vactruck |
| MW-22   | 05/23/01 | 636.30           | 638.97        | 618.60        | 608.60        | 20.78                        | 1.26                          | 22.04                      | 18.39                    | 617.91                 | No                                  | no product bailed             |
| MW-22   | 06/19/01 | 636.30           | 638.97        | 618.60        | 608.60        | 20.56                        | 1.17                          | 21.73                      | 18.15                    | 618.15                 | No                                  |                               |
| MW-22   | 07/26/01 | 636.30           | 638.97        | 618.60        | 608.60        | 21.04                        | 0.98                          | 22.02                      | 18.59                    | 617.71                 | No                                  |                               |

**Table 3**  
**Groundwater and LNAPL Gauging Data - Terminal**  
Former Amoco Terminal  
Superior, Wisconsin

| Well ID | Date     | Ground Elevation | TOC Elevation | TOS Elevation | BOS Elevation | Depth to Product (feet BTOC) | Free Product Thickness (feet) | Depth to Water (feet BTOC) | Corrected DTW (feet bgs) | Corrected GW Elevation | Screen Submerged Below Water Table? | Comments/Observations |
|---------|----------|------------------|---------------|---------------|---------------|------------------------------|-------------------------------|----------------------------|--------------------------|------------------------|-------------------------------------|-----------------------|
| MW-22   | 08/31/01 | 636.30           | 638.97        | 618.60        | 608.60        | 21.37                        | <b>0.67</b>                   | 22.04                      | 18.85                    | 617.45                 | No                                  |                       |
| MW-22   | 09/26/01 | 636.30           | 638.97        | 618.60        | 608.60        | 21.44                        | <b>0.46</b>                   | 21.90                      | 18.87                    | 617.43                 | No                                  |                       |
| MW-22   | 10/24/01 | 636.30           | 638.97        | 618.60        | 608.60        | 21.50                        | <b>0.40</b>                   | 21.90                      | 18.92                    | 617.38                 | No                                  |                       |
| MW-22   | 12/20/01 | 636.30           | 638.97        | 618.60        | 608.60        | 21.95                        | <b>1.39</b>                   | 23.34                      | 19.59                    | 616.71                 | No                                  |                       |
| MW-22   | 01/22/02 | 636.30           | 638.97        | 618.60        | 608.60        | 21.64                        | <b>2.08</b>                   | 23.72                      | 19.44                    | 616.86                 | No                                  |                       |
| MW-22   | 02/26/02 | 636.30           | 638.97        | 618.60        | 608.60        | 22.05                        | <b>2.34</b>                   | 24.39                      | 19.91                    | 616.39                 | No                                  |                       |
| MW-22   | 03/20/02 | 636.30           | 638.97        | 618.60        | 608.60        | 22.20                        | <b>2.56</b>                   | 24.76                      | 20.11                    | 616.19                 | No                                  |                       |
| MW-22   | 04/24/02 | 636.30           | 638.97        | 618.60        | 608.60        | 21.51                        | <b>3.78</b>                   | 25.29                      | 19.69                    | 616.61                 | No                                  |                       |
| MW-22   | 05/15/02 | 636.30           | 638.97        | 618.60        | 608.60        | 21.32                        | <b>3.00</b>                   | 24.32                      | 19.33                    | 616.97                 | No                                  |                       |
| MW-22   | 06/27/02 | 636.30           | 638.97        | 618.60        | 608.60        | 21.70                        | <b>2.15</b>                   | 23.85                      | 19.52                    | 616.78                 | No                                  |                       |
| MW-22   | 07/25/02 | 636.30           | 638.97        | 618.60        | 608.60        | 21.46                        | <b>2.08</b>                   | 23.54                      | 19.26                    | 617.04                 | No                                  |                       |
| MW-22   | 08/20/02 | 636.30           | 638.97        | 618.60        | 608.60        | 21.59                        | <b>1.73</b>                   | 23.32                      | 19.31                    | 616.99                 | No                                  |                       |
| MW-22   | 09/30/02 | 636.30           | 638.97        | 618.60        | 608.60        | 21.07                        | <b>1.37</b>                   | 22.44                      | 18.71                    | 617.59                 | No                                  |                       |
| MW-22   | 11/05/02 | 636.30           | 638.97        | 618.60        | 608.60        | 21.09                        | <b>0.89</b>                   | 21.98                      | 18.62                    | 617.68                 | No                                  |                       |
| MW-22   | 12/23/02 | 636.30           | 638.97        | 618.60        | 608.60        | 21.71                        | <b>0.26</b>                   | 21.97                      | 19.10                    | 617.20                 | No                                  |                       |
| MW-22   | 01/28/03 | 636.30           | 638.97        | 618.60        | 608.60        | 21.99                        | <b>1.34</b>                   | 23.33                      | 19.62                    | 616.68                 | No                                  |                       |
| MW-22   | 02/19/03 | 636.30           | 638.97        | 618.60        | 608.60        | 22.04                        | <b>1.64</b>                   | 23.68                      | 19.74                    | 616.56                 | No                                  |                       |
| MW-22   | 04/17/03 | 636.30           | 638.97        | 618.60        | 608.60        | 22.35                        | <b>2.70</b>                   | 25.05                      | 20.29                    | 616.01                 | No                                  |                       |
| MW-22   | 05/15/03 | 636.30           | 638.97        | 618.60        | 608.60        | 22.71                        | <b>2.56</b>                   | 25.27                      | 20.62                    | 615.68                 | No                                  |                       |
| MW-22   | 06/10/03 | 636.30           | 638.97        | 618.60        | 608.60        | 22.36                        | <b>2.31</b>                   | 24.67                      | 20.21                    | 616.09                 | No                                  |                       |
| MW-22   | 10/23/03 | 636.30           | 638.97        | 618.60        | 608.60        | 22.44                        | <b>2.53</b>                   | 24.97                      | 20.34                    | 615.96                 | No                                  |                       |
| MW-22   | 12/03/03 | 636.30           | 638.97        | 618.60        | 608.60        | 22.53                        | <b>2.81</b>                   | 25.34                      | 20.49                    | 615.81                 | No                                  |                       |
| MW-22   | 04/19/04 | 636.32           | 639.10        | 618.60        | 608.60        | 23.09                        | <b>3.81</b>                   | 26.90                      | 21.17                    | 615.15                 | No                                  |                       |
| MW-22   | 07/28/04 | 636.32           | 639.10        | 618.60        | 608.60        | 22.49                        | <b>1.92</b>                   | 24.41                      | 20.14                    | 616.18                 | No                                  |                       |
| MW-22   | 11/15/04 | 636.32           | 639.10        | 618.60        | 608.60        | 21.87                        | <b>1.25</b>                   | 23.12                      | 19.37                    | 616.95                 | No                                  |                       |
| MW-22   | 04/18/05 | 636.32           | 639.10        | 618.60        | 608.60        | 22.13                        | <b>1.97</b>                   | 24.10                      | 19.79                    | 616.53                 | No                                  |                       |
| MW-22   | 09/09/05 | 636.32           | 639.10        | 618.60        | 608.60        | 21.69                        | <b>0.68</b>                   | 22.37                      | 19.06                    | 617.26                 | No                                  |                       |
| MW-22   | 05/23/06 | 636.32           | 639.10        | 618.60        | 608.60        | 20.88                        | <b>1.11</b>                   | 21.99                      | 18.35                    | 617.97                 | No                                  |                       |
| MW-22   | 10/16/06 | 636.32           | 639.10        | 618.60        | 608.60        | 21.72                        | <b>1.11</b>                   | 22.83                      | 19.19                    | 617.13                 | No                                  |                       |
| MW-22   | 04/23/07 | 636.32           | 639.10        | 618.60        | 608.60        | 22.54                        | <b>2.49</b>                   | 25.03                      | 20.32                    | 616.00                 | No                                  |                       |
| MW-22   | 09/25/07 | 636.32           | 639.10        | 618.60        | 608.60        | 22.37                        | <b>2.28</b>                   | 24.65                      | 20.10                    | 616.22                 | No                                  |                       |
| MW-22   | 05/01/08 | 636.32           | 639.10        | 618.60        | 608.60        | 21.52                        | <b>1.26</b>                   | 22.78                      | 19.02                    | 617.30                 | No                                  |                       |
| MW-22   | 10/20/08 | 636.32           | 639.10        | 618.60        | 608.60        | 20.26                        | <b>0.36</b>                   | 20.62                      | 17.56                    | 618.76                 | Yes                                 |                       |
| MW-22   | 04/18/09 | 636.32           | 639.10        | 618.60        | 608.60        | 21.11                        | <b>0.43</b>                   | 21.54                      | 18.43                    | 617.89                 | No                                  |                       |
| MW-22   | 10/11/09 | 636.32           | 639.10        | 618.60        | 608.60        | 21.64                        | <b>0.48</b>                   | 22.12                      | 18.97                    | 617.35                 | No                                  |                       |
| MW-22   | 04/28/10 | 636.32           | 639.10        | 618.60        | 608.60        | 21.58                        | <b>0.98</b>                   | 22.56                      | 19.02                    | 617.30                 | No                                  |                       |
| MW-22   | 10/25/10 | 636.32           | 639.10        | 618.60        | 608.60        | 19.32                        | <b>1.13</b>                   | 20.45                      | 16.80                    | 619.52                 | Yes                                 |                       |
| MW-22   | 04/25/11 | 636.32           | 639.10        | 618.60        | 608.60        | 20.64                        | <b>0.98</b>                   | 21.62                      | 18.08                    | 618.24                 | No                                  |                       |



**Table 3**  
**Groundwater and LNAPL Gauging Data - Terminal**  
Former Amoco Terminal  
Superior, Wisconsin

| Well ID | Date     | Ground Elevation | TOC Elevation | TOS Elevation | BOS Elevation | Depth to Product (feet BTOC) | Free Product Thickness (feet) | Depth to Water (feet BTOC) | Corrected DTW (feet bgs) | Corrected GW Elevation | Screen Submerged Below Water Table? | Comments/Observations      |
|---------|----------|------------------|---------------|---------------|---------------|------------------------------|-------------------------------|----------------------------|--------------------------|------------------------|-------------------------------------|----------------------------|
| MW-22   | 08/03/11 | 636.32           | 639.10        | 618.60        | 608.60        | 19.17                        | <b>0.96</b>                   | 20.13                      | 16.61                    | 619.71                 | Yes                                 |                            |
| MW-22   | 10/10/11 | 636.32           | 639.10        | 618.60        | 608.60        | 20.22                        | <b>0.17</b>                   | 20.39                      | 17.48                    | 618.84                 | Yes                                 |                            |
| MW-22   | 01/04/12 | 636.32           | 639.10        | 618.60        | 608.60        | 21.51                        | <b>0.49</b>                   | 22.00                      | 18.84                    | 617.48                 | No                                  |                            |
| MW-22   | 04/05/12 | 636.32           | 639.10        | 618.60        | 608.60        | 22.26                        | <b>1.15</b>                   | 23.41                      | 19.74                    | 616.58                 | No                                  | Spill Buddy Before Reading |
| MW-22   | 04/05/12 | 636.32           | 639.10        | 618.60        | 608.60        | 22.48                        | <b>0.32</b>                   | 22.80                      | 19.77                    | 616.55                 | No                                  | Spill Buddy After Reading  |
| MW-22   | 04/16/12 | 636.32           | 639.10        | 618.60        | 608.60        | 22.44                        | <b>1.24</b>                   | 23.68                      | 19.94                    | 616.38                 | No                                  |                            |
| MW-22   | 06/18/12 | 636.32           | 639.10        | 618.60        | 608.60        | 20.85                        | <b>0.77</b>                   | 21.62                      | 18.24                    | 618.08                 | No                                  |                            |
| MW-22   | 06/26/12 | 636.32           | 639.10        | 618.60        | 608.60        | 20.44                        | <b>0.66</b>                   | 21.10                      | 17.81                    | 618.51                 | No                                  |                            |
| MW-22   | 09/30/12 | 636.32           | 639.10        | 618.60        | 608.60        | 21.32                        | <b>0.73</b>                   | 22.05                      | 18.70                    | 617.62                 | No                                  |                            |
| MW-22   | 11/21/12 | 636.32           | 639.10        | 618.60        | 608.60        | 21.88                        | <b>0.07</b>                   | 21.95                      | 19.12                    | 617.20                 | No                                  |                            |
| MW-22   | 12/17/12 | 636.32           | 639.10        | 618.60        | 608.60        | 22.12                        | <b>0.18</b>                   | 22.30                      | 19.38                    | 616.94                 | No                                  |                            |
| MW-22   | 03/25/13 | 636.32           | 639.10        | 618.60        | 608.60        | 22.28                        | <b>2.47</b>                   | 24.75                      | 20.06                    | 616.26                 | No                                  |                            |
| MW-22   | 05/05/13 | 636.32           | 639.10        | 618.60        | 608.60        | 22.32                        | <b>2.78</b>                   | 25.10                      | 20.17                    | 616.15                 | No                                  |                            |
| MW-22   | 10/03/13 | 636.32           | 639.10        | 618.60        | 608.60        | 22.08                        | <b>1.02</b>                   | 23.10                      | 19.53                    | 616.79                 | No                                  |                            |
| MW-22   | 05/22/14 | 636.32           | 639.10        | 618.60        | 608.60        | 20.34                        | <b>1.77</b>                   | 22.11                      | 17.96                    | 618.36                 | No                                  |                            |
| MW-22   | 10/31/14 | 636.32           | 639.10        | 618.60        | 608.60        | 20.16                        | <b>0.77</b>                   | 20.93                      | 17.55                    | 618.77                 | Yes                                 |                            |
| MW-22   | 05/06/15 | 636.32           | 639.10        | 618.60        | 608.60        | 21.99                        | <b>0.04</b>                   | 22.03                      | 19.22                    | 617.10                 | No                                  |                            |
| MW-22   | 10/05/15 | 636.32           | 639.10        | 618.60        | 608.60        | 20.35                        | <b>0.09</b>                   | 20.44                      | 17.59                    | 618.73                 | Yes                                 |                            |
| MW-22   | 05/23/16 | 636.32           | 639.10        | 618.60        | 608.60        | 17.82                        | <b>0.07</b>                   | 17.89                      | 15.06                    | 621.26                 | Yes                                 |                            |
| MW-22   | 10/03/16 | 636.32           | 639.10        | 618.60        | 608.60        | 18.92                        | <b>0.10</b>                   | 19.02                      | 16.16                    | 620.16                 | Yes                                 |                            |
| MW-22   | 06/14/17 | 636.32           | 639.10        | 618.60        | 608.60        | 18.00                        | <b>0.10</b>                   | 18.10                      | 15.24                    | 621.08                 | Yes                                 |                            |
| MW-22   | 06/21/17 | 636.32           | 639.10        | 618.60        | 608.60        | 18.36                        | <b>0.13</b>                   | 18.49                      | 15.61                    | 620.71                 | Yes                                 |                            |
| MW-22   | 06/22/17 | 636.32           | 639.10        | 618.60        | 608.60        | 18.23                        | <b>0.10</b>                   | 18.33                      | 15.47                    | 620.85                 | Yes                                 |                            |
| MW-22   | 06/23/17 | 636.32           | 639.10        | 618.60        | 608.60        | 18.32                        | <b>0.11</b>                   | 18.43                      | 15.56                    | 620.76                 | Yes                                 |                            |
| MW-22   | 05/26/20 | 636.32           | 639.10        | 618.60        | 608.60        | 19.42                        | <b>0.26</b>                   | 19.68                      | 16.70                    | 619.62                 | Yes                                 |                            |
| MW-22   | 05/24/21 | 636.32           | 639.10        | 618.60        | 608.60        | 19.75                        | <b>0.31</b>                   | 20.06                      | 17.04                    | 619.28                 | Yes                                 |                            |
| MW-23   | 06/30/89 | 633.90           | 636.81        | 624.70        | 609.70        | 17.07                        | <b>3.20</b>                   | 20.27                      | 14.88                    | 619.02                 | No                                  |                            |
| MW-23   | 07/12/89 | 633.90           | 636.81        | 624.70        | 609.70        | 15.08                        | <b>2.50</b>                   | 17.58                      | 12.73                    | 621.17                 | No                                  |                            |
| MW-23   | 07/26/89 | 633.90           | 636.81        | 624.70        | 609.70        | 17.81                        | <b>2.73</b>                   | 20.54                      | 15.52                    | 618.38                 | No                                  |                            |
| MW-23   | 07/27/89 | 633.90           | 636.81        | 624.70        | 609.70        | 17.83                        | <b>2.77</b>                   | 20.60                      | 15.55                    | 618.35                 | No                                  |                            |
| MW-23   | 09/03/89 | 633.90           | 636.81        | 624.70        | 609.70        | 17.95                        | <b>3.72</b>                   | 21.67                      | 15.88                    | 618.02                 | No                                  |                            |
| MW-23   | 11/16/89 | 633.90           | 636.81        | 624.70        | 609.70        | 17.20                        | <b>5.15</b>                   | 22.35                      | 15.45                    | 618.45                 | No                                  |                            |
| MW-23   | 11/29/89 | 633.90           | 636.81        | 624.70        | 609.70        | 17.55                        | <b>3.98</b>                   | 21.53                      | 15.54                    | 618.36                 | No                                  |                            |
| MW-23   | 12/01/89 | 633.90           | 636.81        | 624.70        | 609.70        | 18.20                        | <b>2.27</b>                   | 20.47                      | 15.80                    | 618.10                 | No                                  |                            |
| MW-23   | 12/02/89 | 633.90           | 636.81        | 624.70        | 609.70        | 18.41                        | <b>1.41</b>                   | 19.82                      | 15.82                    | 618.08                 | No                                  |                            |
| MW-23   | 05/04/90 | 633.90           | 636.81        | 624.70        | 609.70        | 18.03                        | <b>4.26</b>                   | 22.29                      | 16.08                    | 617.82                 | No                                  |                            |
| MW-23   | 06/01/90 | 633.90           | 636.81        | 624.70        | 609.70        | 17.35                        | <b>3.65</b>                   | 21.00                      | 15.26                    | 618.64                 | No                                  |                            |

**Table 3**  
**Groundwater and LNAPL Gauging Data - Terminal**  
Former Amoco Terminal  
Superior, Wisconsin

| Well ID | Date     | Ground Elevation | TOC Elevation | TOS Elevation | BOS Elevation | Depth to Product (feet BTOC) | Free Product Thickness (feet) | Depth to Water (feet BTOC) | Corrected DTW (feet bgs) | Corrected GW Elevation | Screen Submerged Below Water Table? | Comments/Observations |
|---------|----------|------------------|---------------|---------------|---------------|------------------------------|-------------------------------|----------------------------|--------------------------|------------------------|-------------------------------------|-----------------------|
| MW-23   | 06/19/90 | 633.90           | 636.81        | 624.70        | 609.70        | 17.49                        | <b>3.37</b>                   | 20.86                      | 15.34                    | 618.56                 | No                                  |                       |
| MW-23   | 06/27/90 | 633.90           | 636.81        | 624.70        | 609.70        | 17.78                        | <b>3.28</b>                   | 21.06                      | 15.61                    | 618.29                 | No                                  |                       |
| MW-23   | 07/05/90 | 633.90           | 636.81        | 624.70        | 609.70        | 18.10                        | <b>3.43</b>                   | 21.53                      | 15.96                    | 617.94                 | No                                  |                       |
| MW-23   | 07/13/90 | 633.90           | 636.81        | 624.70        | 609.70        | 18.02                        | <b>3.65</b>                   | 21.67                      | 15.93                    | 617.97                 | No                                  |                       |
| MW-23   | 07/17/90 | 633.90           | 636.81        | 624.70        | 609.70        | 17.78                        | <b>3.57</b>                   | 21.35                      | 15.68                    | 618.22                 | No                                  |                       |
| MW-23   | 07/25/90 | 633.90           | 636.81        | 624.70        | 609.70        | 18.10                        | <b>3.79</b>                   | 21.89                      | 16.05                    | 617.85                 | No                                  |                       |
| MW-23   | 08/09/90 | 633.90           | 636.81        | 624.70        | 609.70        | 20.68                        | <b>2.65</b>                   | 23.33                      | 18.37                    | 615.53                 | No                                  |                       |
| MW-23   | 08/27/90 | 633.90           | 636.81        | 624.70        | 609.70        | 18.29                        | <b>3.71</b>                   | 22.00                      | 16.22                    | 617.68                 | No                                  |                       |
| MW-23   | 09/06/90 | 633.90           | 636.81        | 624.70        | 609.70        | 17.75                        | <b>3.07</b>                   | 20.82                      | 15.53                    | 618.37                 | No                                  |                       |
| MW-23   | 01/04/91 | 633.90           | 636.81        | 624.70        | 609.70        | 17.84                        | <b>2.56</b>                   | 20.40                      | 15.51                    | 618.39                 | No                                  |                       |
| MW-23   | 01/30/91 | 633.90           | 636.81        | 624.70        | 609.70        | 18.05                        | <b>3.18</b>                   | 21.23                      | 15.86                    | 618.04                 | No                                  |                       |
| MW-23   | 04/24/91 | 633.90           | 636.81        | 624.70        | 609.70        | 17.18                        | <b>3.78</b>                   | 20.96                      | 15.12                    | 618.78                 | No                                  |                       |
| MW-23   | 06/06/91 | 633.90           | 636.81        | 624.70        | 609.70        | 15.11                        | <b>4.67</b>                   | 19.78                      | 13.25                    | 620.65                 | No                                  |                       |
| MW-23   | 07/09/91 | 633.90           | 636.81        | 624.70        | 609.70        | 13.76                        | <b>5.93</b>                   | 19.69                      | 12.19                    | 621.71                 | No                                  |                       |
| MW-23   | 08/06/91 | 633.90           | 636.81        | 624.70        | 609.70        | 12.87                        | <b>7.10</b>                   | 19.97                      | 11.56                    | 622.34                 | No                                  |                       |
| MW-23   | 09/04/91 | 633.90           | 636.81        | 624.70        | 609.70        | 13.93                        | <b>6.02</b>                   | 19.95                      | 12.38                    | 621.52                 | No                                  |                       |
| MW-23   | 10/08/91 | 633.90           | 636.81        | 624.70        | 609.70        | 13.10                        | <b>6.60</b>                   | 19.70                      | 11.68                    | 622.22                 | No                                  |                       |
| MW-23   | 11/08/91 | 633.90           | 636.81        | 624.70        | 609.70        | 14.32                        | <b>5.15</b>                   | 19.47                      | 12.57                    | 621.33                 | No                                  |                       |
| MW-23   | 12/03/91 | 633.90           | 636.81        | 624.70        | 609.70        | 10.40                        | <b>10.15</b>                  | 20.55                      | 9.78                     | 624.12                 | No                                  |                       |
| MW-23   | 01/07/92 | 633.90           | 636.81        | 624.70        | 609.70        | 13.27                        | <b>7.60</b>                   | 20.87                      | 12.08                    | 621.82                 | No                                  |                       |
| MW-23   | 02/04/92 | 633.90           | 636.81        | 624.70        | 609.70        | 15.40                        | <b>4.54</b>                   | 19.94                      | 13.52                    | 620.38                 | No                                  |                       |
| MW-23   | 03/03/92 | 633.90           | 636.81        | 624.70        | 609.70        | 15.45                        | <b>5.75</b>                   | 21.20                      | 13.84                    | 620.06                 | No                                  |                       |
| MW-23   | 09/24/92 | 633.90           | 636.81        | 624.70        | 609.70        | 13.02                        | <b>6.61</b>                   | 19.63                      | 11.60                    | 622.30                 | No                                  |                       |
| MW-23   | 10/14/92 | 633.90           | 636.81        | 624.70        | 609.70        | 14.23                        | <b>5.64</b>                   | 19.87                      | 12.59                    | 621.31                 | No                                  |                       |
| MW-23   | 06/25/93 | 633.90           | 636.81        | 624.70        | 609.70        | 9.77                         | <b>9.74</b>                   | 19.51                      | 9.06                     | 624.84                 | Yes                                 |                       |
| MW-23   | 10/28/93 | 633.90           | 636.81        | 624.70        | 609.70        | 15.31                        | <b>4.55</b>                   | 19.86                      | 13.43                    | 620.47                 | No                                  |                       |
| MW-23   | 01/29/94 | 633.90           | 636.81        | 624.70        | 609.70        | 16.32                        | <b>3.70</b>                   | 20.02                      | 14.25                    | 619.65                 | No                                  |                       |
| MW-23   | 04/27/94 | 633.90           | 636.81        | 624.70        | 609.70        | 13.99                        | <b>6.34</b>                   | 20.33                      | 12.51                    | 621.39                 | No                                  |                       |
| MW-23   | 07/21/94 | 633.90           | 636.81        | 624.70        | 609.70        | 13.72                        | <b>5.86</b>                   | 19.58                      | 12.13                    | 621.77                 | No                                  |                       |
| MW-23   | 10/25/94 | 633.90           | 636.81        | 624.70        | 609.70        | 13.84                        | <b>6.49</b>                   | 20.33                      | 12.40                    | 621.50                 | No                                  |                       |
| MW-23   | 02/01/95 | 633.90           | 636.81        | 624.70        | 609.70        | 17.28                        | <b>2.53</b>                   | 19.81                      | 14.94                    | 618.96                 | No                                  |                       |
| MW-23   | 04/04/95 | 633.90           | 636.81        | 624.70        | 609.70        | 17.60                        | <b>2.65</b>                   | 20.25                      | 15.29                    | 618.61                 | No                                  |                       |
| MW-23   | 11/13/95 | 633.90           | 636.81        | 624.70        | 609.70        | 13.05                        | <b>6.90</b>                   | 19.95                      | 11.70                    | 622.20                 | No                                  |                       |
| MW-23   | 10/08/96 | 633.90           | 636.81        | 624.70        | 609.70        | 12.78                        | <b>6.47</b>                   | 19.25                      | 11.33                    | 622.57                 | No                                  |                       |
| MW-23   | 04/29/97 | 633.90           | 636.81        | 624.70        | 609.70        | 10.25                        | <b>9.20</b>                   | 19.45                      | 9.42                     | 624.48                 | No                                  |                       |
| MW-23   | 06/10/97 | 633.90           | 636.81        | 624.70        | 609.70        | 13.45                        | <b>5.40</b>                   | 18.85                      | 11.76                    | 622.14                 | No                                  | FP bailed 5/22/97     |
| MW-23   | 11/03/98 | 633.90           | 636.81        | 624.70        | 609.70        | 16.05                        | <b>5.16</b>                   | 21.21                      | 14.31                    | 619.59                 | No                                  |                       |
| MW-23   | 03/02/99 | 633.90           | 636.81        | 624.70        | 609.70        | 16.91                        | <b>4.04</b>                   | 20.95                      | 14.91                    | 618.99                 | No                                  |                       |

**Table 3**  
**Groundwater and LNAPL Gauging Data - Terminal**  
Former Amoco Terminal  
Superior, Wisconsin

| Well ID | Date     | Ground Elevation | TOC Elevation | TOS Elevation | BOS Elevation | Depth to Product (feet BTOC) | Free Product Thickness (feet) | Depth to Water (feet BTOC) | Corrected DTW (feet bgs) | Corrected GW Elevation | Screen Submerged Below Water Table? | Comments/Observations         |
|---------|----------|------------------|---------------|---------------|---------------|------------------------------|-------------------------------|----------------------------|--------------------------|------------------------|-------------------------------------|-------------------------------|
| MW-23   | 10/07/99 | 633.90           | 636.81        | 624.70        | 609.70        | 12.44                        | <b>5.61</b>                   | 18.05                      | 10.80                    | 623.10                 | No                                  |                               |
| MW-23   | 11/09/99 | 633.90           | 636.81        | 624.70        | 609.70        | 11.95                        | <b>6.75</b>                   | 18.70                      | 10.56                    | 623.34                 | No                                  | bailed 3 gal. FP              |
| MW-23   | 12/21/99 | 633.90           | 636.81        | 624.70        | 609.70        | 14.55                        | <b>4.45</b>                   | 19.00                      | 12.65                    | 621.25                 | No                                  | bailed 8 gal. FP              |
| MW-23   | 01/27/00 | 633.90           | 636.81        | 624.70        | 609.70        | 17.32                        | <b>1.58</b>                   | 18.90                      | 14.77                    | 619.13                 | No                                  | bailed 0.4 gal. FP            |
| MW-23   | 02/24/00 | 633.90           | 636.81        | 624.70        | 609.70        | 17.64                        | <b>1.32</b>                   | 18.96                      | 15.03                    | 618.87                 | No                                  | bailed 0.25 gal. FP           |
| MW-23   | 03/31/00 | 633.90           | 636.81        | 624.70        | 609.70        | 15.70                        | <b>4.07</b>                   | 19.77                      | 13.71                    | 620.19                 | No                                  | bailed 2 gal. FP              |
| MW-23   | 04/20/00 | 633.90           | 636.81        | 624.70        | 609.70        | 13.18                        | <b>7.37</b>                   | 20.55                      | 11.93                    | 621.97                 | No                                  | bailed 6 gal. FP              |
| MW-23   | 04/26/00 | 633.90           | 636.81        | 624.70        | 609.70        | 15.82                        | <b>3.18</b>                   | 19.00                      | 13.63                    | 620.27                 | No                                  | bailed 2 gal. FP              |
| MW-23   | 05/31/00 | 633.90           | 636.81        | 624.70        | 609.70        | 16.20                        | <b>2.58</b>                   | 18.78                      | 13.87                    | 620.03                 | No                                  | bailed 3 gal. FP              |
| MW-23   | 06/29/00 | 633.90           | 636.81        | 624.70        | 609.70        | 15.15                        | <b>3.60</b>                   | 18.75                      | 13.05                    | 620.85                 | No                                  | bailed 1 gal. FP              |
| MW-23   | 07/26/00 | 633.90           | 636.81        | 624.70        | 609.70        | 16.02                        | <b>2.84</b>                   | 18.86                      | 13.75                    | 620.15                 | No                                  | bailed 1 gal. FP              |
| MW-23   | 08/18/00 | 633.90           | 636.81        | 624.70        | 609.70        | 16.55                        | <b>2.50</b>                   | 19.05                      | 14.20                    | 619.70                 | No                                  | bailed 1 gal. FP              |
| MW-23   | 09/27/00 | 633.90           | 636.81        | 624.70        | 609.70        | 17.41                        | <b>2.12</b>                   | 19.53                      | 14.98                    | 618.92                 | No                                  | bailed 1.25 gal. FP           |
| MW-23   | 10/11/00 | 633.90           | 636.81        | 624.70        | 609.70        | 17.60                        | <b>1.75</b>                   | 19.35                      | 15.09                    | 618.81                 | No                                  | bailed .25 gal. FP            |
| MW-23   | 11/17/00 | 633.90           | 636.81        | 624.70        | 609.70        | 14.98                        | <b>5.33</b>                   | 20.31                      | 13.27                    | 620.63                 | No                                  | bailed 4.25 gal. FP           |
| MW-23   | 12/12/00 | 633.90           | 636.81        | 624.70        | 609.70        | 15.11                        | <b>4.98</b>                   | 20.09                      | 13.32                    | 620.58                 | No                                  | bailed 2.5 gal. FP            |
| MW-23   | 01/18/01 | 633.90           | 636.81        | 624.70        | 609.70        | 15.51                        | <b>4.92</b>                   | 20.43                      | 13.71                    | 620.19                 | No                                  | bailed 2.75 gal. FP           |
| MW-23   | 04/24/01 | 633.90           | 636.81        | 624.70        | 609.70        | 16.16                        | <b>3.46</b>                   | 19.62                      | 14.03                    | 619.87                 | No                                  | product abated using vactruck |
| MW-23   | 05/23/01 | 633.90           | 636.81        | 624.70        | 609.70        | 13.73                        | <b>5.82</b>                   | 19.55                      | 12.13                    | 621.77                 | No                                  | no product bailed             |
| MW-23   | 06/19/01 | 633.90           | 636.81        | 624.70        | 609.70        | 14.77                        | <b>4.47</b>                   | 19.24                      | 12.87                    | 621.03                 | No                                  |                               |
| MW-23   | 07/26/01 | 633.90           | 636.81        | 624.70        | 609.70        | 16.99                        | <b>2.36</b>                   | 19.35                      | 14.61                    | 619.29                 | No                                  |                               |
| MW-23   | 08/31/01 | 633.90           | 636.81        | 624.70        | 609.70        | 16.99                        | <b>2.69</b>                   | 19.68                      | 14.69                    | 619.21                 | No                                  |                               |
| MW-23   | 09/26/01 | 633.90           | 636.81        | 624.70        | 609.70        | 17.59                        | <b>2.01</b>                   | 19.60                      | 15.13                    | 618.77                 | No                                  |                               |
| MW-23   | 10/24/01 | 633.90           | 636.81        | 624.70        | 609.70        | 17.16                        | <b>2.70</b>                   | 19.86                      | 14.86                    | 619.04                 | No                                  |                               |
| MW-23   | 12/20/01 | 633.90           | 636.81        | 624.70        | 609.70        | 17.90                        | <b>2.43</b>                   | 20.33                      | 15.54                    | 618.36                 | No                                  |                               |
| MW-23   | 01/22/02 | 633.90           | 636.81        | 624.70        | 609.70        | 17.89                        | <b>2.01</b>                   | 19.90                      | 15.43                    | 618.47                 | No                                  |                               |
| MW-23   | 02/26/02 | 633.90           | 636.81        | 624.70        | 609.70        | 18.32                        | <b>2.89</b>                   | 21.21                      | 16.06                    | 617.84                 | No                                  |                               |
| MW-23   | 03/20/02 | 633.90           | 636.81        | 624.70        | 609.70        | 18.45                        | <b>3.10</b>                   | 21.55                      | 16.24                    | 617.66                 | No                                  |                               |
| MW-23   | 04/24/02 | 633.90           | 636.81        | 624.70        | 609.70        | 17.33                        | <b>2.73</b>                   | 20.06                      | 15.04                    | 618.86                 | No                                  |                               |
| MW-23   | 05/15/02 | 633.90           | 636.81        | 624.70        | 609.70        | 16.47                        | <b>2.99</b>                   | 19.46                      | 14.24                    | 619.66                 | No                                  |                               |
| MW-23   | 06/27/02 | 633.90           | 636.81        | 624.70        | 609.70        | 16.97                        | <b>2.52</b>                   | 19.49                      | 14.63                    | 619.27                 | No                                  |                               |
| MW-23   | 07/25/02 | 633.90           | 636.81        | 624.70        | 609.70        | 17.23                        | <b>1.94</b>                   | 19.17                      | 14.76                    | 619.14                 | No                                  |                               |
| MW-23   | 08/20/02 | 633.90           | 636.81        | 624.70        | 609.70        | 17.44                        | <b>1.95</b>                   | 19.39                      | 14.97                    | 618.93                 | No                                  |                               |
| MW-23   | 09/30/02 | 633.90           | 636.81        | 624.70        | 609.70        | 16.65                        | <b>2.05</b>                   | 18.70                      | 14.20                    | 619.70                 | No                                  |                               |
| MW-23   | 11/05/02 | 633.90           | 636.81        | 624.70        | 609.70        | 15.29                        | <b>4.37</b>                   | 19.66                      | 13.37                    | 620.53                 | No                                  |                               |
| MW-23   | 12/23/02 | 633.90           | 636.81        | 624.70        | 609.70        | 17.69                        | <b>1.78</b>                   | 19.47                      | 15.18                    | 618.72                 | No                                  |                               |
| MW-23   | 01/28/03 | 633.90           | 636.81        | 624.70        | 609.70        | 18.18                        | <b>1.94</b>                   | 20.12                      | 15.71                    | 618.19                 | No                                  |                               |
| MW-23   | 02/19/03 | 633.90           | 636.81        | 624.70        | 609.70        | 18.31                        | <b>2.64</b>                   | 20.95                      | 16.00                    | 617.90                 | No                                  |                               |

**Table 3**  
**Groundwater and LNAPL Gauging Data - Terminal**  
Former Amoco Terminal  
Superior, Wisconsin

| Well ID | Date     | Ground Elevation | TOC Elevation | TOS Elevation | BOS Elevation | Depth to Product (feet BTOC) | Free Product Thickness (feet) | Depth to Water (feet BTOC) | Corrected DTW (feet bgs) | Corrected GW Elevation | Screen Submerged Below Water Table? | Comments/Observations      |
|---------|----------|------------------|---------------|---------------|---------------|------------------------------|-------------------------------|----------------------------|--------------------------|------------------------|-------------------------------------|----------------------------|
| MW-23   | 04/17/03 | 633.90           | 636.81        | 624.70        | 609.70        | 18.63                        | <b>3.61</b>                   | 22.24                      | 16.54                    | 617.36                 | No                                  |                            |
| MW-23   | 05/15/03 | 633.90           | 636.81        | 624.70        | 609.70        | 18.42                        | <b>3.58</b>                   | 22.00                      | 16.32                    | 617.58                 | No                                  |                            |
| MW-23   | 06/10/03 | 633.90           | 636.81        | 624.70        | 609.70        | 18.10                        | <b>2.32</b>                   | 20.42                      | 15.71                    | 618.19                 | No                                  |                            |
| MW-23   | 10/23/03 | 633.90           | 636.81        | 624.70        | 609.70        | 18.46                        | <b>3.32</b>                   | 21.78                      | 16.30                    | 617.60                 | No                                  |                            |
| MW-23   | 12/03/03 | 633.90           | 636.81        | 624.70        | 609.70        | 18.58                        | <b>3.58</b>                   | 22.16                      | 16.48                    | 617.42                 | No                                  |                            |
| MW-23   | 04/19/04 | 635.07           | 636.91        | 624.70        | 609.70        | 18.89                        | <b>3.75</b>                   | 22.64                      | 17.90                    | 617.17                 | No                                  |                            |
| MW-23   | 07/28/04 | 635.07           | 636.91        | 624.70        | 609.70        | 17.95                        | <b>2.15</b>                   | 20.10                      | 16.60                    | 618.47                 | No                                  |                            |
| MW-23   | 11/15/04 | 635.07           | 636.91        | 624.70        | 609.70        | 16.31                        | <b>3.23</b>                   | 19.54                      | 15.20                    | 619.87                 | No                                  |                            |
| MW-23   | 04/18/05 | 635.07           | 636.91        | 624.70        | 609.70        | 16.59                        | <b>3.89</b>                   | 20.48                      | 15.63                    | 619.44                 | No                                  |                            |
| MW-23   | 09/09/05 | 635.07           | 636.91        | 624.70        | 609.70        | 17.85                        | <b>1.40</b>                   | 19.25                      | 16.33                    | 618.74                 | No                                  |                            |
| MW-23   | 10/11/05 | 635.07           | 636.91        | 624.70        | 609.70        | 16.07                        | <b>4.22</b>                   | 20.29                      | 15.18                    | 619.89                 | No                                  |                            |
| MW-23   | 05/23/06 | 635.07           | 636.91        | 624.70        | 609.70        | 15.63                        | <b>2.66</b>                   | 18.29                      | 14.39                    | 620.68                 | No                                  |                            |
| MW-23   | 10/16/06 | 635.07           | 636.91        | 624.70        | 609.70        | 17.59                        | <b>1.53</b>                   | 19.12                      | 16.10                    | 618.97                 | No                                  |                            |
| MW-23   | 04/23/07 | 635.07           | 636.91        | 624.70        | 609.70        | 18.25                        | <b>3.31</b>                   | 21.56                      | 17.16                    | 617.91                 | No                                  |                            |
| MW-23   | 09/25/07 | 635.07           | 636.91        | 624.70        | 609.70        | 17.93                        | <b>3.27</b>                   | 21.20                      | 16.83                    | 618.24                 | No                                  |                            |
| MW-23   | 05/01/08 | 635.07           | 636.91        | 624.70        | 609.70        | 15.32                        | <b>3.84</b>                   | 19.16                      | 14.35                    | 620.72                 | No                                  |                            |
| MW-23   | 10/20/08 | 635.07           | 636.91        | 624.70        | 609.70        | 12.98                        | <b>6.13</b>                   | 19.11                      | 12.52                    | 622.55                 | No                                  |                            |
| MW-23   | 04/18/09 | 635.07           | 636.91        | 624.70        | 609.70        | 15.02                        | <b>4.13</b>                   | 19.15                      | 14.11                    | 620.96                 | No                                  |                            |
| MW-23   | 10/11/09 | 635.07           | 636.91        | 624.70        | 609.70        | 17.82                        | <b>0.52</b>                   | 18.34                      | 16.10                    | 618.97                 | No                                  |                            |
| MW-23   | 04/28/10 | 635.07           | 636.91        | 624.70        | 609.70        | 17.22                        | <b>1.04</b>                   | 18.26                      | 15.61                    | 619.46                 | No                                  |                            |
| MW-23   | 10/25/10 | 635.07           | 636.91        | 624.70        | 609.70        | 14.84                        | <b>2.69</b>                   | 17.53                      | 13.61                    | 621.46                 | No                                  |                            |
| MW-23   | 04/25/11 | 635.07           | 636.91        | 624.70        | 609.70        | 15.62                        | <b>2.62</b>                   | 18.24                      | 14.37                    | 620.70                 | No                                  |                            |
| MW-23   | 08/03/11 | 635.07           | 636.91        | 624.70        | 609.70        | 14.29                        | <b>3.38</b>                   | 17.67                      | 13.21                    | 621.86                 | No                                  |                            |
| MW-23   | 10/10/11 | 635.07           | 636.91        | 624.70        | 609.70        | 16.41                        | <b>1.13</b>                   | 17.54                      | 14.83                    | 620.24                 | No                                  |                            |
| MW-23   | 01/04/12 | 635.07           | 636.91        | 624.70        | 609.70        | 17.95                        | <b>0.51</b>                   | 18.46                      | 16.23                    | 618.84                 | No                                  |                            |
| MW-23   | 04/05/12 | 635.07           | 636.91        | 624.70        | 609.70        | 18.21                        | <b>2.08</b>                   | 20.29                      | 16.84                    | 618.23                 | No                                  | Spill Buddy Before Reading |
| MW-23   | 04/05/12 | 635.07           | 636.91        | 624.70        | 609.70        | 19.55                        | <b>0.05</b>                   | 19.60                      | 17.72                    | 617.35                 | No                                  | Spill Buddy After Reading  |
| MW-23   | 04/16/12 | 635.07           | 636.91        | 624.70        | 609.70        | 17.88                        | <b>1.73</b>                   | 19.61                      | 16.43                    | 618.64                 | No                                  |                            |
| MW-23   | 06/26/12 | 635.07           | 636.91        | 624.70        | 609.70        | 14.11                        | <b>3.82</b>                   | 17.93                      | 13.13                    | 621.94                 | No                                  |                            |
| MW-23   | 07/11/12 | 635.07           | 636.91        | 624.70        | 609.70        | 13.95                        | <b>3.90</b>                   | 17.85                      | 12.99                    | 622.08                 | No                                  | Spill Buddy Before Reading |
| MW-23   | 07/11/12 | 635.07           | 636.91        | 624.70        | 609.70        | 17.00                        | <b>0.23</b>                   | 17.23                      | 15.21                    | 619.86                 | No                                  | Spill Buddy After Reading  |
| MW-23   | 08/09/12 | 635.07           | 636.91        | 624.70        | 609.70        | 16.72                        | <b>0.98</b>                   | 17.70                      | 15.10                    | 619.97                 | No                                  | Spill Buddy Before Reading |
| MW-23   | 08/09/12 | 635.07           | 636.91        | 624.70        | 609.70        | 17.40                        | <b>0.15</b>                   | 17.55                      | 15.59                    | 619.48                 | No                                  | Spill Buddy After Reading  |
| MW-23   | 09/29/12 | 635.07           | 636.91        | 624.70        | 609.70        | 17.95                        | <b>0.50</b>                   | 18.45                      | 16.22                    | 618.85                 | No                                  | Spill buddy not working    |
| MW-23   | 09/30/12 | 635.07           | 636.91        | 624.70        | 609.70        | 17.88                        | <b>0.50</b>                   | 18.38                      | 16.15                    | 618.92                 | No                                  |                            |
| MW-23   | 11/17/12 | 635.07           | 636.91        | 624.70        | 609.70        | 18.18                        | <b>1.35</b>                   | 19.53                      | 16.64                    | 618.43                 | No                                  |                            |
| MW-23   | 03/25/13 | 635.07           | 636.91        | 624.70        | 609.70        | 18.68                        | <b>3.09</b>                   | 21.77                      | 17.54                    | 617.53                 | No                                  |                            |
| MW-23   | 05/05/13 | 635.07           | 636.91        | 624.70        | 609.70        | 18.23                        | <b>2.33</b>                   | 20.56                      | 16.92                    | 618.15                 | No                                  |                            |

**Table 3**  
**Groundwater and LNAPL Gauging Data - Terminal**  
Former Amoco Terminal  
Superior, Wisconsin

| Well ID | Date     | Ground Elevation | TOC Elevation | TOS Elevation | BOS Elevation | Depth to Product (feet BTOC) | Free Product Thickness (feet) | Depth to Water (feet BTOC) | Corrected DTW (feet bgs) | Corrected GW Elevation | Screen Submerged Below Water Table? | Comments/Observations |
|---------|----------|------------------|---------------|---------------|---------------|------------------------------|-------------------------------|----------------------------|--------------------------|------------------------|-------------------------------------|-----------------------|
| MW-23   | 10/03/13 | 635.07           | 636.91        | 624.70        | 609.70        | 18.13                        | 1.48                          | 19.61                      | 16.62                    | 618.45                 | No                                  |                       |
| MW-23   | 05/22/14 | 635.07           | 636.91        | 624.70        | 609.70        | 14.01                        | 2.18                          | 16.19                      | 12.66                    | 622.41                 | No                                  |                       |
| MW-23   | 10/31/14 | 635.07           | 636.91        | 624.70        | 609.70        | 15.17                        | 3.74                          | 18.91                      | 14.17                    | 620.90                 | No                                  |                       |
| MW-23   | 05/06/15 | 635.07           | 636.91        | 624.70        | 609.70        | 17.86                        | 1.04                          | 18.90                      | 16.25                    | 618.82                 | No                                  |                       |
| MW-23   | 10/05/15 | 635.07           | 636.91        | 624.70        | 609.70        | 13.50                        | 5.10                          | 18.60                      | 12.81                    | 622.26                 | No                                  |                       |
| MW-23   | 05/23/16 | 635.07           | 636.91        | 624.70        | 609.70        | 11.52                        | 6.40                          | 17.92                      | 11.13                    | 623.94                 | No                                  |                       |
| MW-23   | 10/03/16 | 635.07           | 636.91        | 624.70        | 609.70        | 13.55                        | 4.30                          | 17.85                      | 12.68                    | 622.39                 | No                                  |                       |
| MW-23   | 06/14/17 | 635.07           | 636.91        | 624.70        | 609.70        | 11.45                        | 6.51                          | 17.96                      | 11.08                    | 623.99                 | No                                  |                       |
| MW-23   | 06/21/17 | 635.07           | 636.91        | 624.70        | 609.70        | 12.22                        | 5.72                          | 17.94                      | 11.67                    | 623.40                 | No                                  |                       |
| MW-23   | 06/22/17 | 635.07           | 636.91        | 624.70        | 609.70        | 12.10                        | 5.80                          | 17.90                      | 11.57                    | 623.50                 | No                                  |                       |
| MW-23   | 06/23/17 | 635.07           | 636.91        | 624.70        | 609.70        | 13.06                        | 2.19                          | 15.25                      | 11.71                    | 623.36                 | No                                  |                       |
| MW-23   | 10/26/17 | 635.07           | 636.91        | 624.70        | 609.70        | 9.42                         | 8.29                          | 17.71                      | 9.45                     | 625.62                 | Yes                                 |                       |
| MW-23   | 05/26/20 | 635.07           | 636.91        | 624.70        | 609.70        | 11.41                        | 8.18                          | 19.59                      | 11.42                    | 623.65                 | No                                  |                       |
| MW-23   | 04/29/21 | 635.07           | 636.91        | 624.70        | 609.70        | 12.86                        | 2.40                          | 15.26                      | 11.56                    | 623.51                 | No                                  | Bailed 1.5 gallons    |
| MW-23   | 05/06/21 | 635.07           | 636.91        | 624.70        | 609.70        | 13.53                        | 0.99                          | 14.52                      | 11.91                    | 623.16                 | No                                  | Bailed 0.5 gallons    |
| MW-23   | 05/13/21 | 635.07           | 636.91        | 624.70        | 609.70        | 14.00                        | 0.55                          | 14.55                      | 12.28                    | 622.79                 | No                                  | Bailed 0.1 gallons    |
| MW-23   | 05/19/21 | 635.07           | 636.91        | 624.70        | 609.70        | 14.25                        | 0.67                          | 14.92                      | 12.56                    | 622.51                 | No                                  | Bailed 0.2 gallons    |
| MW-23   | 05/24/21 | 635.07           | 636.91        | 624.70        | 609.70        | 14.11                        | 0.50                          | 14.61                      | 12.38                    | 622.69                 | No                                  |                       |
| MW-23   | 05/28/21 | 635.07           | 636.91        | 624.70        | 609.70        | 13.97                        | 0.64                          | 14.61                      | 12.27                    | 622.80                 | No                                  | Bailed 0.1 gallons    |
| MW-23   | 06/08/21 | 635.07           | 636.91        | 624.70        | 609.70        | 14.20                        | 0.63                          | 14.83                      | 12.50                    | 622.57                 | No                                  | Bailed 0.1 gallons    |
| MW-23   | 08/31/21 | 635.07           | 636.91        | 624.70        | 609.70        | 17.05                        | 0.19                          | 17.24                      | 15.25                    | 619.82                 | No                                  |                       |
| MW-23   | 08/31/21 |                  |               |               |               | well abandoned 8/31          |                               |                            |                          |                        |                                     |                       |
| MW-24   | 06/30/89 | 636.10           | 638.42        | 625.37        | 610.37        | 19.80                        | 5.40                          | 25.20                      | 18.70                    | 617.40                 | No                                  |                       |
| MW-24   | 07/12/89 | 636.10           | 638.42        | 625.37        | 610.37        | 20.39                        | 4.97                          | 25.36                      | 19.19                    | 616.91                 | No                                  |                       |
| MW-24   | 07/26/89 | 636.10           | 638.42        | 625.37        | 610.37        | 20.40                        | 4.83                          | 25.23                      | 19.17                    | 616.93                 | No                                  |                       |
| MW-24   | 07/27/89 | 636.10           | 638.42        | 625.37        | 610.37        | 20.58                        | 4.69                          | 25.27                      | 19.32                    | 616.78                 | No                                  |                       |
| MW-24   | 09/03/89 | 636.10           | 638.42        | 625.37        | 610.37        | 20.81                        | 4.42                          | 25.23                      | 19.49                    | 616.61                 | No                                  |                       |
| MW-24   | 11/16/89 | 636.10           | 638.42        | 625.37        | 610.37        | 20.83                        | 4.52                          | 25.35                      | 19.53                    | 616.57                 | No                                  |                       |
| MW-24   | 11/29/89 | 636.10           | 638.42        | 625.37        | 610.37        | 20.73                        | 4.60                          | 25.33                      | 19.45                    | 616.65                 | No                                  |                       |
| MW-24   | 12/01/89 | 636.10           | 638.42        | 625.37        | 610.37        | 21.18                        | 4.11                          | 25.29                      | 19.79                    | 616.31                 | No                                  |                       |
| MW-24   | 12/02/89 | 636.10           | 638.42        | 625.37        | 610.37        | 21.27                        | 4.05                          | 25.32                      | 19.86                    | 616.24                 | No                                  |                       |
| MW-24   | 05/04/90 | 636.10           | 638.42        | 625.37        | 610.37        | 21.81                        | 3.43                          | 25.24                      | 20.26                    | 615.84                 | No                                  |                       |
| MW-24   | 06/01/90 | 636.10           | 638.42        | 625.37        | 610.37        | 21.05                        | 4.20                          | 25.25                      | 19.68                    | 616.42                 | No                                  |                       |
| MW-24   | 06/19/90 | 636.10           | 638.42        | 625.37        | 610.37        | 20.98                        | 4.22                          | 25.20                      | 19.61                    | 616.49                 | No                                  |                       |
| MW-24   | 06/27/90 | 636.10           | 638.42        | 625.37        | 610.37        | 21.36                        | 3.78                          | 25.14                      | 19.89                    | 616.21                 | No                                  |                       |
| MW-24   | 07/05/90 | 636.10           | 638.42        | 625.37        | 610.37        | 21.80                        | 3.43                          | 25.23                      | 20.25                    | 615.85                 | No                                  |                       |
| MW-24   | 07/13/90 | 636.10           | 638.42        | 625.37        | 610.37        | 21.55                        | 3.63                          | 25.18                      | 20.05                    | 616.05                 | No                                  |                       |
| MW-24   | 07/17/90 | 636.10           | 638.42        | 625.37        | 610.37        | 21.22                        | 3.93                          | 25.15                      | 19.79                    | 616.31                 | No                                  |                       |

**Table 3**  
**Groundwater and LNAPL Gauging Data - Terminal**  
Former Amoco Terminal  
Superior, Wisconsin

| Well ID | Date     | Ground Elevation | TOC Elevation | TOS Elevation | BOS Elevation | Depth to Product (feet BTOC) | Free Product Thickness (feet) | Depth to Water (feet BTOC) | Corrected DTW (feet bgs) | Corrected GW Elevation | Screen Submerged Below Water Table? | Comments/Observations |
|---------|----------|------------------|---------------|---------------|---------------|------------------------------|-------------------------------|----------------------------|--------------------------|------------------------|-------------------------------------|-----------------------|
| MW-24   | 07/25/90 | 636.10           | 638.42        | 625.37        | 610.37        | 21.70                        | 3.48                          | 25.18                      | 20.17                    | 615.93                 | No                                  |                       |
| MW-24   | 08/09/90 | 636.10           | 638.42        | 625.37        | 610.37        | 21.46                        | 3.74                          | 25.20                      | 19.98                    | 616.12                 | No                                  |                       |
| MW-24   | 08/27/90 | 636.10           | 638.42        | 625.37        | 610.37        | 21.39                        | 3.78                          | 25.17                      | 19.92                    | 616.18                 | No                                  |                       |
| MW-24   | 09/06/90 | 636.10           | 638.42        | 625.37        | 610.37        | 20.86                        | 4.26                          | 25.12                      | 19.50                    | 616.60                 | No                                  |                       |
| MW-24   | 01/04/91 | 636.10           | 638.42        | 625.37        | 610.37        | 20.47                        | 4.80                          | 25.27                      | 19.23                    | 616.87                 | No                                  |                       |
| MW-24   | 01/30/91 | 636.10           | 638.42        | 625.37        | 610.37        | 20.78                        | 4.47                          | 25.25                      | 19.47                    | 616.63                 | No                                  |                       |
| MW-24   | 04/24/91 | 636.10           | 638.42        | 625.37        | 610.37        | 20.72                        | 4.43                          | 25.15                      | 19.40                    | 616.70                 | No                                  |                       |
| MW-24   | 07/09/91 | 636.10           | 638.42        | 625.37        | 610.37        | 17.27                        | 7.66                          | 24.93                      | 16.68                    | 619.42                 | No                                  |                       |
| MW-24   | 10/08/91 | 636.10           | 638.42        | 625.37        | 610.37        | 15.44                        | 9.60                          | 25.04                      | 15.29                    | 620.81                 | No                                  |                       |
| MW-24   | 12/03/91 | 636.10           | 638.42        | 625.37        | 610.37        | 13.80                        | 11.25                         | 25.05                      | 14.02                    | 622.08                 | No                                  |                       |
| MW-24   | 01/07/92 | 636.10           | 638.42        | 625.37        | 610.37        | 16.58                        | 8.48                          | 25.06                      | 16.18                    | 619.92                 | No                                  |                       |
| MW-24   | 10/14/92 | 636.10           | 638.42        | 625.37        | 610.37        | 16.36                        | 8.78                          | 25.14                      | 16.02                    | 620.08                 | No                                  |                       |
| MW-24   | 06/25/93 | 636.10           | 638.42        | 625.37        | 610.37        | 12.73                        | 12.16                         | 24.89                      | 13.16                    | 622.94                 | No                                  |                       |
| MW-24   | 10/28/93 | 636.10           | 638.42        | 625.37        | 610.37        | 17.58                        | 7.64                          | 25.22                      | 16.99                    | 619.11                 | No                                  |                       |
| MW-24   | 01/29/94 | 636.10           | 638.42        | 625.37        | 610.37        | 18.88                        | 6.36                          | 25.24                      | 18.00                    | 618.10                 | No                                  |                       |
| MW-24   | 04/27/94 | 636.10           | 638.42        | 625.37        | 610.37        | 17.99                        | 7.01                          | 25.00                      | 17.25                    | 618.85                 | No                                  |                       |
| MW-24   | 07/21/94 | 636.10           | 638.42        | 625.37        | 610.37        | 16.35                        | 8.70                          | 25.05                      | 16.00                    | 620.10                 | No                                  |                       |
| MW-24   | 10/25/94 | 636.10           | 638.42        | 625.37        | 610.37        | 16.96                        | 8.13                          | 25.09                      | 16.48                    | 619.62                 | No                                  |                       |
| MW-24   | 02/01/95 | 636.10           | 638.42        | 625.37        | 610.37        | 19.33                        | 5.77                          | 25.10                      | 18.31                    | 617.79                 | No                                  |                       |
| MW-24   | 04/04/95 | 636.10           | 638.42        | 625.37        | 610.37        | 20.32                        | 4.73                          | 25.05                      | 19.07                    | 617.03                 | No                                  |                       |
| MW-24   | 07/12/95 | 636.10           | 638.42        | 625.37        | 610.37        | 18.84                        | 6.11                          | 24.95                      | 17.90                    | 618.20                 | No                                  |                       |
| MW-24   | 10/08/96 | 636.10           | 638.42        | 625.37        | 610.37        | 15.34                        | 9.64                          | 24.98                      | 15.20                    | 620.90                 | No                                  |                       |
| MW-24   | 03/13/97 | 636.10           | 638.42        | 625.37        | 610.37        | 19.60                        | 5.45                          | 25.05                      | 18.51                    | 617.59                 | No                                  |                       |
| MW-24   | 04/29/97 | 636.10           | 638.42        | 625.37        | 610.37        | 13.65                        | 11.17                         | 24.82                      | 13.85                    | 622.25                 | No                                  |                       |
| MW-24   | 06/10/97 | 636.10           | 638.42        | 625.37        | 610.37        | 15.85                        | 8.90                          | 24.75                      | 15.54                    | 620.56                 | No                                  | FP bailed 5/22/97     |
| MW-24   | 11/03/98 | 636.10           | 638.42        | 625.37        | 610.37        | 19.74                        | 5.30                          | 25.04                      | 18.62                    | 617.48                 | No                                  |                       |
| MW-24   | 03/02/99 | 636.10           | 638.42        | 625.37        | 610.37        | 20.24                        | 4.86                          | 25.10                      | 19.02                    | 617.08                 | No                                  |                       |
| MW-24   | 10/07/99 | 636.10           | 638.42        | 625.37        | 610.37        | 15.32                        | 9.35                          | 24.67                      | 15.11                    | 620.99                 | No                                  |                       |
| MW-24   | 11/09/99 | 636.10           | 638.42        | 625.37        | 610.37        | 14.97                        | 9.66                          | 24.63                      | 14.83                    | 621.27                 | No                                  | bailed 6 gal. FP      |
| MW-24   | 12/21/99 | 636.10           | 638.42        | 625.37        | 610.37        | 17.30                        | 7.45                          | 24.75                      | 16.66                    | 619.44                 | No                                  | bailed 10 gal. FP     |
| MW-24   | 01/27/00 | 636.10           | 638.42        | 625.37        | 610.37        | 19.20                        | 5.43                          | 24.63                      | 18.11                    | 617.99                 | No                                  | bailed 1 gal. FP      |
| MW-24   | 02/24/00 | 636.10           | 638.42        | 625.37        | 610.37        | 19.71                        | 4.91                          | 24.62                      | 18.50                    | 617.60                 | No                                  | bailed 5 gal. FP      |
| MW-24   | 03/31/00 | 636.10           | 638.42        | 625.37        | 610.37        | 19.36                        | 4.99                          | 24.35                      | 18.17                    | 617.93                 | No                                  | bailed 4 gal. FP      |
| MW-24   | 04/20/00 | 636.10           | 638.42        | 625.37        | 610.37        | 18.02                        | 9.84                          | 27.86                      | 17.92                    | 618.18                 | No                                  | bailed 6.75 gal. FP   |
| MW-24   | 04/26/00 | 636.10           | 638.42        | 625.37        | 610.37        | 18.77                        | 5.55                          | 24.32                      | 17.70                    | 618.40                 | No                                  | bailed 4 gal. FP      |
| MW-24   | 05/31/00 | 636.10           | 638.42        | 625.37        | 610.37        | 18.90                        | 5.42                          | 24.32                      | 17.80                    | 618.30                 | No                                  | bailed 6 gal. FP      |
| MW-24   | 06/29/00 | 636.10           | 638.42        | 625.37        | 610.37        | 18.55                        | 5.40                          | 23.95                      | 17.45                    | 618.65                 | No                                  | bailed 2.5 gal. FP    |
| MW-24   | 07/26/00 | 636.10           | 638.42        | 625.37        | 610.37        | 18.98                        | 5.13                          | 24.11                      | 17.82                    | 618.28                 | No                                  | bailed 3 gal. FP      |

**Table 3**  
**Groundwater and LNAPL Gauging Data - Terminal**  
Former Amoco Terminal  
Superior, Wisconsin

| Well ID | Date     | Ground Elevation | TOC Elevation | TOS Elevation | BOS Elevation | Depth to Product (feet BTOC) | Free Product Thickness (feet) | Depth to Water (feet BTOC) | Corrected DTW (feet bgs) | Corrected GW Elevation | Screen Submerged Below Water Table? | Comments/Observations         |
|---------|----------|------------------|---------------|---------------|---------------|------------------------------|-------------------------------|----------------------------|--------------------------|------------------------|-------------------------------------|-------------------------------|
| MW-24   | 08/18/00 | 636.10           | 638.42        | 625.37        | 610.37        | 19.21                        | <b>5.16</b>                   | 24.37                      | 18.06                    | 618.04                 | No                                  | bailed 4 gal. FP              |
| MW-24   | 09/27/00 | 636.10           | 638.42        | 625.37        | 610.37        | 20.08                        | <b>4.50</b>                   | 24.58                      | 18.78                    | 617.32                 | No                                  | bailed 4 gal. FP              |
| MW-24   | 10/11/00 | 636.10           | 638.42        | 625.37        | 610.37        | 20.37                        | <b>3.07</b>                   | 23.44                      | 18.74                    | 617.36                 | No                                  | bailed 2.5 gal. FP            |
| MW-24   | 11/17/00 | 636.10           | 638.42        | 625.37        | 610.37        | 19.86                        | <b>3.55</b>                   | 23.41                      | 18.34                    | 617.76                 | No                                  | bailed 4 gal. FP              |
| MW-24   | 12/12/00 | 636.10           | 638.42        | 625.37        | 610.37        | 20.00                        | <b>1.52</b>                   | 21.52                      | 18.02                    | 618.08                 | No                                  | bailed 2 gal. FP              |
| MW-24   | 01/18/01 | 636.10           | 638.42        | 625.37        | 610.37        | 20.39                        | <b>1.60</b>                   | 21.99                      | 18.43                    | 617.67                 | No                                  | bailed 1.75 gal. FP           |
| MW-24   | 04/24/01 | 636.10           | 638.42        | 625.37        | 610.37        | 20.00                        | <b>3.40</b>                   | 23.40                      | 18.45                    | 617.65                 | No                                  | product abated using vactruck |
| MW-24   | 05/23/01 | 636.10           | 638.42        | 625.37        | 610.37        | 18.61                        | <b>4.79</b>                   | 23.40                      | 17.37                    | 618.73                 | No                                  | no product bailed             |
| MW-24   | 06/19/01 | 636.10           | 638.42        | 625.37        | 610.37        | 18.55                        | <b>4.23</b>                   | 22.78                      | 17.19                    | 618.91                 | No                                  |                               |
| MW-24   | 07/26/01 | 636.10           | 638.42        | 625.37        | 610.37        | 19.61                        | <b>4.22</b>                   | 23.83                      | 18.24                    | 617.86                 | No                                  |                               |
| MW-24   | 08/31/01 | 636.10           | 638.42        | 625.37        | 610.37        | 19.67                        | <b>4.76</b>                   | 24.43                      | 18.43                    | 617.67                 | No                                  |                               |
| MW-24   | 09/26/01 | 636.10           | 638.42        | 625.37        | 610.37        | 19.93                        | <b>4.36</b>                   | 24.29                      | 18.59                    | 617.51                 | No                                  |                               |
| MW-24   | 10/24/01 | 636.10           | 638.42        | 625.37        | 610.37        | 19.77                        | <b>4.55</b>                   | 24.32                      | 18.48                    | 617.62                 | No                                  |                               |
| MW-24   | 12/20/01 | 636.10           | 638.42        | 625.37        | 610.37        | 20.10                        | <b>4.52</b>                   | 24.62                      | 18.80                    | 617.30                 | No                                  |                               |
| MW-24   | 01/22/02 | 636.10           | 638.42        | 625.37        | 610.37        | 20.43                        | <b>4.20</b>                   | 24.63                      | 19.06                    | 617.04                 | No                                  |                               |
| MW-24   | 02/26/02 | 636.10           | 638.42        | 625.37        | 610.37        | 21.19                        | <b>3.50</b>                   | 24.69                      | 19.66                    | 616.44                 | No                                  |                               |
| MW-24   | 03/20/02 | 636.10           | 638.42        | 625.37        | 610.37        | 21.45                        | <b>3.35</b>                   | 24.80                      | 19.89                    | 616.21                 | No                                  |                               |
| MW-24   | 04/24/02 | 636.10           | 638.42        | 625.37        | 610.37        | 20.12                        | <b>4.23</b>                   | 24.35                      | 18.76                    | 617.34                 | No                                  |                               |
| MW-24   | 05/15/02 | 636.10           | 638.42        | 625.37        | 610.37        | 19.32                        | <b>4.72</b>                   | 24.04                      | 18.07                    | 618.03                 | No                                  |                               |
| MW-24   | 06/27/02 | 636.10           | 638.42        | 625.37        | 610.37        | 19.56                        | <b>4.79</b>                   | 24.35                      | 18.32                    | 617.78                 | No                                  |                               |
| MW-24   | 07/25/02 | 636.10           | 638.42        | 625.37        | 610.37        | 19.49                        | <b>4.85</b>                   | 24.34                      | 18.27                    | 617.83                 | No                                  |                               |
| MW-24   | 08/20/02 | 636.10           | 638.42        | 625.37        | 610.37        | 19.46                        | <b>4.83</b>                   | 24.29                      | 18.23                    | 617.87                 | No                                  |                               |
| MW-24   | 09/30/02 | 636.10           | 638.42        | 625.37        | 610.37        | 18.52                        | <b>5.63</b>                   | 24.15                      | 17.47                    | 618.63                 | No                                  |                               |
| MW-24   | 11/05/02 | 636.10           | 638.42        | 625.37        | 610.37        | 18.08                        | <b>6.32</b>                   | 24.40                      | 17.19                    | 618.91                 | No                                  |                               |
| MW-24   | 12/23/02 | 636.10           | 638.42        | 625.37        | 610.37        | 19.89                        | <b>5.06</b>                   | 24.95                      | 18.71                    | 617.39                 | No                                  |                               |
| MW-24   | 01/28/03 | 636.10           | 638.42        | 625.37        | 610.37        | 20.61                        | <b>4.26</b>                   | 24.87                      | 19.25                    | 616.85                 | No                                  |                               |
| MW-24   | 02/19/03 | 636.10           | 638.42        | 625.37        | 610.37        | 21.03                        | <b>3.85</b>                   | 24.88                      | 19.58                    | 616.52                 | No                                  |                               |
| MW-24   | 04/17/03 | 636.10           | 638.42        | 625.37        | 610.37        | 21.81                        | <b>3.03</b>                   | 24.84                      | 20.17                    | 615.93                 | No                                  |                               |
| MW-24   | 05/15/03 | 636.10           | 638.42        | 625.37        | 610.37        | 21.71                        | <b>3.13</b>                   | 24.84                      | 20.10                    | 616.00                 | No                                  |                               |
| MW-24   | 06/10/03 | 636.10           | 638.42        | 625.37        | 610.37        | 21.04                        | <b>3.62</b>                   | 24.66                      | 19.54                    | 616.56                 | No                                  |                               |
| MW-24   | 10/23/03 | 636.10           | 638.42        | 625.37        | 610.37        | 21.35                        | <b>3.42</b>                   | 24.77                      | 19.80                    | 616.30                 | No                                  |                               |
| MW-24   | 12/03/03 | 636.10           | 638.42        | 625.37        | 610.37        | 21.55                        | <b>3.30</b>                   | 24.85                      | 19.98                    | 616.12                 | No                                  |                               |
| MW-24   | 04/19/04 | 636.19           | 638.55        | 625.37        | 610.37        | 22.27                        | <b>2.77</b>                   | 25.04                      | 20.54                    | 615.65                 | No                                  |                               |
| MW-24   | 07/28/04 | 636.19           | 638.55        | 625.37        | 610.37        | 20.63                        | <b>3.91</b>                   | 24.54                      | 19.15                    | 617.04                 | No                                  |                               |
| MW-24   | 11/15/04 | 636.19           | 638.55        | 625.37        | 610.37        | 19.29                        | <b>4.86</b>                   | 24.15                      | 18.03                    | 618.16                 | No                                  |                               |
| MW-24   | 04/18/05 | 636.19           | 638.55        | 625.37        | 610.37        | 19.72                        | <b>4.74</b>                   | 24.46                      | 18.43                    | 617.76                 | No                                  |                               |
| MW-24   | 09/09/05 | 636.19           | 638.55        | 625.37        | 610.37        | 20.02                        | <b>4.46</b>                   | 24.48                      | 18.67                    | 617.52                 | No                                  |                               |
| MW-24   | 10/11/05 | 636.19           | 638.55        | 625.37        | 610.37        | 19.21                        | <b>4.81</b>                   | 24.02                      | 17.94                    | 618.25                 | No                                  |                               |

**Table 3**  
**Groundwater and LNAPL Gauging Data - Terminal**  
Former Amoco Terminal  
Superior, Wisconsin

| Well ID | Date     | Ground Elevation | TOC Elevation | TOS Elevation | BOS Elevation | Depth to Product (feet BTOC) | Free Product Thickness (feet) | Depth to Water (feet BTOC) | Corrected DTW (feet bgs) | Corrected GW Elevation | Screen Submerged Below Water Table? | Comments/Observations      |
|---------|----------|------------------|---------------|---------------|---------------|------------------------------|-------------------------------|----------------------------|--------------------------|------------------------|-------------------------------------|----------------------------|
| MW-24   | 05/23/06 | 636.19           | 638.55        | 625.37        | 610.37        | 17.86                        | <b>6.35</b>                   | 24.21                      | 16.93                    | 619.26                 | No                                  |                            |
| MW-24   | 10/16/06 | 636.19           | 638.55        | 625.37        | 610.37        | 19.96                        | <b>4.73</b>                   | 24.69                      | 18.67                    | 617.52                 | No                                  |                            |
| MW-24   | 04/23/07 | 636.19           | 638.55        | 625.37        | 610.37        | 21.44                        | <b>3.48</b>                   | 24.92                      | 19.87                    | 616.32                 | No                                  |                            |
| MW-24   | 09/25/07 | 636.19           | 638.55        | 625.37        | 610.37        | 21.38                        | <b>3.24</b>                   | 24.62                      | 19.75                    | 616.44                 | No                                  |                            |
| MW-24   | 05/01/08 | 636.19           | 638.55        | 625.37        | 610.37        | 18.94                        | <b>5.07</b>                   | 24.01                      | 17.73                    | 618.46                 | No                                  |                            |
| MW-24   | 10/20/08 | 636.19           | 638.55        | 625.37        | 610.37        | 16.85                        | <b>7.24</b>                   | 24.09                      | 16.13                    | 620.06                 | No                                  |                            |
| MW-24   | 04/18/09 | 636.19           | 638.55        | 625.37        | 610.37        | 18.80                        | <b>5.09</b>                   | 23.89                      | 17.59                    | 618.60                 | No                                  |                            |
| MW-24   | 10/11/09 | 636.19           | 638.55        | 625.37        | 610.37        | 19.74                        | <b>4.70</b>                   | 24.44                      | 18.44                    | 617.75                 | No                                  |                            |
| MW-24   | 04/28/10 | 636.19           | 638.55        | 625.37        | 610.37        | 19.89                        | <b>4.25</b>                   | 24.14                      | 18.49                    | 617.70                 | No                                  |                            |
| MW-24   | 10/25/10 | 636.19           | 638.55        | 625.37        | 610.37        | 16.84                        | <b>7.20</b>                   | 24.04                      | 16.11                    | 620.08                 | No                                  |                            |
| MW-24   | 04/25/11 | 636.19           | 638.55        | 625.37        | 610.37        | 18.52                        | <b>2.95</b>                   | 21.47                      | 16.83                    | 619.36                 | No                                  |                            |
| MW-24   | 08/02/11 | 636.19           | 638.55        | 625.37        | 610.37        | 15.96                        | <b>7.63</b>                   | 23.59                      | 15.32                    | 620.87                 | No                                  |                            |
| MW-24   | 10/10/11 | 636.19           | 638.55        | 625.37        | 610.37        | 18.35                        | <b>5.59</b>                   | 23.94                      | 17.25                    | 618.94                 | No                                  |                            |
| MW-24   | 01/04/12 | 636.19           | 638.55        | 625.37        | 610.37        | 19.97                        | <b>4.61</b>                   | 24.58                      | 18.65                    | 617.54                 | No                                  |                            |
| MW-24   | 04/05/12 | 636.19           | 638.55        | 625.37        | 610.37        | 21.20                        | <b>3.44</b>                   | 24.64                      | 19.62                    | 616.57                 | No                                  | Spill Buddy Before Reading |
| MW-24   | 04/05/12 | 636.19           | 638.55        | 625.37        | 610.37        | 21.94                        | <b>0.76</b>                   | 22.70                      | 19.75                    | 616.44                 | No                                  | Spill Buddy After Reading  |
| MW-24   | 04/16/12 | 636.19           | 638.55        | 625.37        | 610.37        | 21.23                        | <b>3.25</b>                   | 24.48                      | 19.60                    | 616.59                 | No                                  |                            |
| MW-24   | 06/18/12 | 636.19           | 638.55        | 625.37        | 610.37        | 18.23                        | <b>5.33</b>                   | 23.56                      | 17.07                    | 619.12                 | No                                  | Spill Buddy Before Reading |
| MW-24   | 06/18/12 | 636.19           | 638.55        | 625.37        | 610.37        | 19.47                        | <b>0.89</b>                   | 20.36                      | 17.31                    | 618.88                 | No                                  | Spill Buddy After Reading  |
| MW-24   | 06/26/12 | 636.19           | 638.55        | 625.37        | 610.37        | 17.59                        | <b>4.80</b>                   | 22.39                      | 16.31                    | 619.88                 | No                                  |                            |
| MW-24   | 07/11/12 | 636.19           | 638.55        | 625.37        | 610.37        | 18.07                        | <b>5.08</b>                   | 23.15                      | 16.86                    | 619.33                 | No                                  | Spill Buddy Before Reading |
| MW-24   | 07/11/12 | 636.19           | 638.55        | 625.37        | 610.37        | 19.45                        | <b>0.34</b>                   | 19.79                      | 17.17                    | 619.02                 | No                                  | Spill Buddy After Reading  |
| MW-24   | 08/09/12 | 636.19           | 638.55        | 625.37        | 610.37        | 18.95                        | <b>4.28</b>                   | 23.23                      | 17.56                    | 618.63                 | No                                  | Spill Buddy Before Reading |
| MW-24   | 08/09/12 | 636.19           | 638.55        | 625.37        | 610.37        | 20.07                        | <b>0.64</b>                   | 20.71                      | 17.85                    | 618.34                 | No                                  | Spill Buddy After Reading  |
| MW-24   | 09/29/12 | 636.19           | 638.55        | 625.37        | 610.37        | 20.32                        | <b>3.32</b>                   | 23.64                      | 18.71                    | 617.48                 | No                                  | Spill Buddy Before Reading |
| MW-24   | 09/29/12 | 636.19           | 638.55        | 625.37        | 610.37        | 21.15                        | <b>0.37</b>                   | 21.52                      | 18.87                    | 617.32                 | No                                  | Spill Buddy After Reading  |
| MW-24   | 09/30/12 | 636.19           | 638.55        | 625.37        | 610.37        | 20.49                        | <b>2.37</b>                   | 22.86                      | 18.67                    | 617.52                 | No                                  |                            |
| MW-24   | 11/21/12 | 636.19           | 638.55        | 625.37        | 610.37        | 20.60                        | <b>3.15</b>                   | 23.75                      | 18.95                    | 617.24                 | No                                  |                            |
| MW-24   | 12/17/12 | 636.19           | 638.55        | 625.37        | 610.37        | 20.84                        | <b>3.21</b>                   | 24.05                      | 19.21                    | 616.98                 | No                                  |                            |
| MW-24   | 03/25/13 | 636.19           | 638.55        | 625.37        | 610.37        | 22.22                        | <b>2.10</b>                   | 24.32                      | 20.33                    | 615.86                 | No                                  |                            |
| MW-24   | 05/05/13 | 636.19           | 638.55        | 625.37        | 610.37        | 21.44                        | <b>2.54</b>                   | 23.98                      | 19.65                    | 616.54                 | No                                  |                            |
| MW-24   | 10/03/13 | 636.19           | 638.55        | 625.37        | 610.37        | 20.84                        | <b>3.17</b>                   | 24.01                      | 19.20                    | 616.99                 | No                                  |                            |
| MW-24   | 05/22/14 | 636.19           | 638.55        | 625.37        | 610.37        | 18.61                        | <b>4.32</b>                   | 22.93                      | 17.23                    | 618.96                 | No                                  |                            |
| MW-24   | 10/31/14 | 636.19           | 638.55        | 625.37        | 610.37        | 18.51                        | <b>4.50</b>                   | 23.01                      | 17.17                    | 619.02                 | No                                  |                            |
| MW-24   | 05/06/15 | 636.19           | 638.55        | 625.37        | 610.37        | 20.75                        | <b>2.88</b>                   | 23.63                      | 19.04                    | 617.15                 | No                                  |                            |
| MW-24   | 10/05/15 | 636.19           | 638.55        | 625.37        | 610.37        | 17.90                        | <b>5.20</b>                   | 23.10                      | 16.71                    | 619.48                 | No                                  |                            |
| MW-24   | 05/23/16 | 636.19           | 638.55        | 625.37        | 610.37        | 14.63                        | <b>9.36</b>                   | 23.99                      | 14.38                    | 621.81                 | No                                  |                            |
| MW-24   | 10/03/16 | 636.19           | 638.55        | 625.37        | 610.37        | 16.44                        | <b>7.02</b>                   | 23.46                      | 15.67                    | 620.52                 | No                                  |                            |



**Table 3**  
**Groundwater and LNAPL Gauging Data - Terminal**  
Former Amoco Terminal  
Superior, Wisconsin

| Well ID | Date     | Ground Elevation | TOC Elevation | TOS Elevation | BOS Elevation | Depth to Product (feet BTOC) | Free Product Thickness (feet) | Depth to Water (feet BTOC) | Corrected DTW (feet bgs) | Corrected GW Elevation | Screen Submerged Below Water Table? | Comments/Observations |
|---------|----------|------------------|---------------|---------------|---------------|------------------------------|-------------------------------|----------------------------|--------------------------|------------------------|-------------------------------------|-----------------------|
| MW-24   | 06/29/17 | 636.19           | 638.55        | 625.37        | 610.37        | 15.97                        | <b>7.28</b>                   | 23.25                      | 15.25                    | 620.94                 | No                                  |                       |
| MW-24   | 07/25/19 | 636.19           | 638.55        | 625.37        | 610.37        | 17.50                        | <b>5.37</b>                   | 22.87                      | 16.35                    | 619.84                 | No                                  |                       |
| MW-24   | 05/26/20 | 636.19           | 638.55        | 625.37        | 610.37        | 14.56                        | <b>9.34</b>                   | 23.90                      | 14.31                    | 621.88                 | No                                  |                       |
| MW-24   | 05/24/21 | 636.19           | 638.55        | 625.37        | 610.37        | 17.59                        | <b>5.50</b>                   | 23.09                      | 16.47                    | 619.72                 | No                                  |                       |
| MW-25   | 06/30/89 | 634.90           | 637.59        | 617.50        | 602.50        | 20.35                        | <b>1.15</b>                   | 21.50                      | 17.92                    | 616.98                 | No                                  |                       |
| MW-25   | 07/12/89 | 634.90           | 637.59        | 617.50        | 602.50        | 20.85                        | <b>1.63</b>                   | 22.48                      | 18.53                    | 616.37                 | No                                  |                       |
| MW-25   | 07/26/89 | 634.90           | 637.59        | 617.50        | 602.50        | 20.83                        | <b>1.97</b>                   | 22.80                      | 18.58                    | 616.32                 | No                                  |                       |
| MW-25   | 07/27/89 | 634.90           | 637.59        | 617.50        | 602.50        | 20.85                        | <b>2.24</b>                   | 23.09                      | 18.67                    | 616.23                 | No                                  |                       |
| MW-25   | 09/03/89 | 634.90           | 637.59        | 617.50        | 602.50        | 20.78                        | <b>3.52</b>                   | 24.30                      | 18.89                    | 616.01                 | No                                  |                       |
| MW-25   | 11/16/89 | 634.90           | 637.59        | 617.50        | 602.50        | 20.72                        | <b>4.04</b>                   | 24.76                      | 18.94                    | 615.96                 | No                                  |                       |
| MW-25   | 11/29/89 | 634.90           | 637.59        | 617.50        | 602.50        | 20.87                        | <b>3.56</b>                   | 24.43                      | 18.98                    | 615.92                 | No                                  |                       |
| MW-25   | 12/01/89 | 634.90           | 637.59        | 617.50        | 602.50        | 21.33                        | <b>2.18</b>                   | 23.51                      | 19.13                    | 615.77                 | No                                  |                       |
| MW-25   | 12/02/89 | 634.90           | 637.59        | 617.50        | 602.50        | 21.54                        | <b>1.17</b>                   | 22.71                      | 19.11                    | 615.79                 | No                                  |                       |
| MW-25   | 05/04/90 | 634.90           | 637.59        | 617.50        | 602.50        | 21.48                        | <b>5.67</b>                   | 27.15                      | 20.07                    | 614.83                 | No                                  |                       |
| MW-25   | 06/01/90 | 634.90           | 637.59        | 617.50        | 602.50        | 21.20                        | <b>3.70</b>                   | 24.90                      | 19.35                    | 615.55                 | No                                  |                       |
| MW-25   | 06/19/90 | 634.90           | 637.59        | 617.50        | 602.50        | 20.94                        | <b>3.88</b>                   | 24.82                      | 19.13                    | 615.77                 | No                                  |                       |
| MW-25   | 06/27/90 | 634.90           | 637.59        | 617.50        | 602.50        | 21.09                        | <b>3.61</b>                   | 24.70                      | 19.22                    | 615.68                 | No                                  |                       |
| MW-25   | 07/05/90 | 634.90           | 637.59        | 617.50        | 602.50        | 21.23                        | <b>3.85</b>                   | 25.08                      | 19.41                    | 615.49                 | No                                  |                       |
| MW-25   | 07/13/90 | 634.90           | 637.59        | 617.50        | 602.50        | 21.30                        | <b>3.37</b>                   | 24.67                      | 19.37                    | 615.53                 | No                                  |                       |
| MW-25   | 07/17/90 | 634.90           | 637.59        | 617.50        | 602.50        | 21.08                        | <b>3.43</b>                   | 24.51                      | 19.16                    | 615.74                 | No                                  |                       |
| MW-25   | 07/25/90 | 634.90           | 637.59        | 617.50        | 602.50        | 21.27                        | <b>3.65</b>                   | 24.92                      | 19.40                    | 615.50                 | No                                  |                       |
| MW-25   | 08/09/90 | 634.90           | 637.59        | 617.50        | 602.50        | 21.13                        | <b>3.75</b>                   | 24.88                      | 19.29                    | 615.61                 | No                                  |                       |
| MW-25   | 08/27/90 | 634.90           | 637.59        | 617.50        | 602.50        | 20.80                        | <b>4.96</b>                   | 25.76                      | 19.23                    | 615.67                 | No                                  |                       |
| MW-25   | 09/06/90 | 634.90           | 637.59        | 617.50        | 602.50        | 20.65                        | <b>4.16</b>                   | 24.81                      | 18.90                    | 616.00                 | No                                  |                       |
| MW-25   | 01/04/91 | 634.90           | 637.59        | 617.50        | 602.50        | 20.68                        | <b>2.87</b>                   | 23.55                      | 18.64                    | 616.26                 | No                                  |                       |
| MW-25   | 01/30/91 | 634.90           | 637.59        | 617.50        | 602.50        | 20.93                        | <b>2.76</b>                   | 23.69                      | 18.86                    | 616.04                 | No                                  |                       |
| MW-25   | 04/24/91 | 634.90           | 637.59        | 617.50        | 602.50        | 20.40                        | <b>4.81</b>                   | 25.21                      | 18.80                    | 616.10                 | No                                  |                       |
| MW-25   | 07/09/91 | 634.90           | 637.59        | 617.50        | 602.50        | 17.42                        | <b>5.97</b>                   | 23.39                      | 16.08                    | 618.82                 | Yes                                 |                       |
| MW-25   | 10/08/91 | 634.90           | 637.59        | 617.50        | 602.50        | 16.36                        | <b>4.90</b>                   | 21.26                      | 14.78                    | 620.12                 | Yes                                 |                       |
| MW-25   | 01/07/92 | 634.90           | 637.59        | 617.50        | 602.50        | 17.50                        | <b>3.63</b>                   | 21.13                      | 15.63                    | 619.27                 | Yes                                 |                       |
| MW-25   | 10/14/92 | 634.90           | 637.59        | 617.50        | 602.50        | 17.27                        | <b>3.72</b>                   | 20.99                      | 15.42                    | 619.48                 | Yes                                 |                       |
| MW-25   | 06/25/93 | 634.90           | 637.59        | 617.50        | 602.50        | 13.16                        | <b>7.78</b>                   | 20.94                      | 12.23                    | 622.67                 | Yes                                 |                       |
| MW-25   | 10/28/93 | 634.90           | 637.59        | 617.50        | 602.50        | 18.52                        | <b>2.50</b>                   | 21.02                      | 16.39                    | 618.51                 | Yes                                 |                       |
| MW-25   | 01/29/94 | 634.90           | 637.59        | 617.50        | 602.50        | 19.58                        | <b>1.76</b>                   | 21.34                      | 17.29                    | 617.61                 | Yes                                 |                       |
| MW-25   | 04/27/94 | 634.90           | 637.59        | 617.50        | 602.50        | 18.41                        | <b>2.89</b>                   | 21.30                      | 16.37                    | 618.53                 | Yes                                 |                       |
| MW-25   | 07/21/94 | 634.90           | 637.59        | 617.50        | 602.50        | 17.32                        | <b>3.63</b>                   | 20.95                      | 15.45                    | 619.45                 | Yes                                 |                       |
| MW-25   | 10/25/94 | 634.90           | 637.59        | 617.50        | 602.50        | 17.82                        | <b>3.42</b>                   | 21.24                      | 15.90                    | 619.00                 | Yes                                 |                       |

**Table 3**  
**Groundwater and LNAPL Gauging Data - Terminal**  
Former Amoco Terminal  
Superior, Wisconsin

| Well ID | Date     | Ground Elevation | TOC Elevation | TOS Elevation | BOS Elevation | Depth to Product (feet BTOC) | Free Product Thickness (feet) | Depth to Water (feet BTOC) | Corrected DTW (feet bgs) | Corrected GW Elevation | Screen Submerged Below Water Table? | Comments/Observations |
|---------|----------|------------------|---------------|---------------|---------------|------------------------------|-------------------------------|----------------------------|--------------------------|------------------------|-------------------------------------|-----------------------|
| MW-25   | 02/01/95 | 634.90           | 637.59        | 617.50        | 602.50        | 20.20                        | 1.01                          | 21.21                      | 17.74                    | 617.16                 | No                                  |                       |
| MW-25   | 04/04/95 | 634.90           | 637.59        | 617.50        | 602.50        | 20.50                        | 0.73                          | 21.23                      | 17.97                    | 616.93                 | No                                  |                       |
| MW-25   | 07/12/95 | 634.90           | 637.59        | 617.50        | 602.50        | 18.21                        | 3.39                          | 21.60                      | 16.29                    | 618.61                 | Yes                                 |                       |
| MW-25   | 03/13/96 | 634.90           | 637.59        | 617.50        | 602.50        | 20.48                        | 0.82                          | 21.30                      | 17.98                    | 616.92                 | No                                  |                       |
| MW-25   | 10/08/96 | 634.90           | 637.59        | 617.50        | 602.50        | 16.65                        | 3.37                          | 20.02                      | 14.72                    | 620.18                 | Yes                                 |                       |
| MW-25   | 04/29/97 | 634.90           | 637.59        | 617.50        | 602.50        | 14.40                        | 6.12                          | 20.52                      | 13.09                    | 621.81                 | Yes                                 |                       |
| MW-25   | 06/10/97 | 634.90           | 637.59        | 617.50        | 602.50        | 17.33                        | 1.28                          | 18.61                      | 14.93                    | 619.97                 | Yes                                 | FP bailed 5/22/97     |
| MW-25   | 11/03/98 | 634.90           | 637.59        | 617.50        | 602.50        | 20.24                        | 0.70                          | 20.94                      | 17.71                    | 617.19                 | No                                  |                       |
| MW-25   | 03/02/99 | 634.90           | 637.59        | 617.50        | 602.50        | 20.89                        | 0.30                          | 21.19                      | 18.27                    | 616.63                 | No                                  |                       |
| MW-25   | 10/07/99 | 634.90           | 637.59        | 617.50        | 602.50        | 16.87                        | 0.66                          | 17.53                      | 14.33                    | 620.57                 | Yes                                 |                       |
| MW-25   | 11/09/99 | 634.90           | 637.59        | 617.50        | 602.50        | 16.70                        | 0.80                          | 17.50                      | 14.19                    | 620.71                 | Yes                                 | bailed 0.25 gal. FP   |
| MW-25   | 12/21/99 | 634.90           | 637.59        | 617.50        | 602.50        | 18.58                        | 0.33                          | 18.91                      | 15.96                    | 618.94                 | Yes                                 | bailed 0.25 gal. FP   |
| MW-25   | 01/27/00 | 634.90           | 637.59        | 617.50        | 602.50        | 19.19                        | 1.05                          | 20.24                      | 16.74                    | 618.16                 | Yes                                 | bailed 0.2 gal. FP    |
| MW-25   | 02/24/00 | 634.90           | 637.59        | 617.50        | 602.50        | 20.49                        | 0.26                          | 20.75                      | 17.86                    | 617.04                 | No                                  | bailed <0.1 gal. FP   |
| MW-25   | 03/31/00 | 634.90           | 637.59        | 617.50        | 602.50        | 20.00                        | 0.15                          | 20.15                      | 17.34                    | 617.56                 | Yes                                 | No product bailed     |
| MW-25   | 04/20/00 | 634.90           | 637.59        | 617.50        | 602.50        | 18.81                        | 1.28                          | 20.09                      | 16.41                    | 618.49                 | Yes                                 | bailed 0.25 gal. FP   |
| MW-25   | 04/26/00 | 634.90           | 637.59        | 617.50        | 602.50        | 19.68                        | 0.06                          | 19.74                      | 17.00                    | 617.90                 | Yes                                 | No product bailed     |
| MW-25   | 05/31/00 | 634.90           | 637.59        | 617.50        | 602.50        | 19.64                        | 0.12                          | 19.76                      | 16.98                    | 617.92                 | Yes                                 | bailed 0.125 gal. FP  |
| MW-25   | 06/29/00 | 634.90           | 637.59        | 617.50        | 602.50        | 19.33                        | 0.10                          | 19.43                      | 16.66                    | 618.24                 | Yes                                 | bailed 0.05 gal. FP   |
| MW-25   | 07/26/00 | 634.90           | 637.59        | 617.50        | 602.50        | 18.84                        | 0.86                          | 19.70                      | 16.34                    | 618.56                 | Yes                                 | bailed <0.1 gal. FP   |
| MW-25   | 08/18/00 | 634.90           | 637.59        | 617.50        | 602.50        | 19.93                        | 0.06                          | 19.99                      | 17.25                    | 617.65                 | Yes                                 | No product bailed     |
| MW-25   | 09/27/00 | 634.90           | 637.59        | 617.50        | 602.50        | 20.51                        | 0.20                          | 20.71                      | 17.87                    | 617.03                 | No                                  | bailed <0.1 gal. FP   |
| MW-25   | 10/11/00 | 634.90           | 637.59        | 617.50        | 602.50        | NP                           | 0.00                          | 19.62                      | 16.93                    | 617.97                 | Yes                                 | No product bailed     |
| MW-25   | 11/17/00 | 634.90           | 637.59        | 617.50        | 602.50        | 19.01                        | 0.05                          | 19.06                      | 16.33                    | 618.57                 | Yes                                 | No product bailed     |
| MW-25   | 12/12/00 | 634.90           | 637.59        | 617.50        | 602.50        | 19.20                        | 0.01                          | 19.21                      | 16.51                    | 618.39                 | Yes                                 | No product bailed     |
| MW-25   | 01/18/01 | 634.90           | 637.59        | 617.50        | 602.50        | 19.68                        | 0.02                          | 19.70                      | 16.99                    | 617.91                 | Yes                                 | No product bailed     |
| MW-25   | 04/24/01 | 634.90           | 637.59        | 617.50        | 602.50        | NP                           | 0.00                          | 19.68                      | 16.99                    | 617.91                 | Yes                                 | No product bailed     |
| MW-25   | 05/23/01 | 634.90           | 637.59        | 617.50        | 602.50        | NP                           | 0.00                          | 18.48                      | 15.79                    | 619.11                 | Yes                                 | No product bailed     |
| MW-25   | 06/19/01 | 634.90           | 637.59        | 617.50        | 602.50        | NP                           | 0.00                          | 18.66                      | 15.97                    | 618.93                 | Yes                                 |                       |
| MW-25   | 07/26/01 | 634.90           | 637.59        | 617.50        | 602.50        | 19.94                        | 0.03                          | 19.97                      | 17.26                    | 617.64                 | Yes                                 |                       |
| MW-25   | 08/31/01 | 634.90           | 637.59        | 617.50        | 602.50        | 20.15                        | 0.04                          | 20.19                      | 17.47                    | 617.43                 | No                                  |                       |
| MW-25   | 09/26/01 | 634.90           | 637.59        | 617.50        | 602.50        | NP                           | 0.00                          | 20.52                      | 17.83                    | 617.07                 | No                                  |                       |
| MW-25   | 10/24/01 | 634.90           | 637.59        | 617.50        | 602.50        | 20.40                        | 0.00                          | 20.40                      | 17.71                    | 617.19                 | No                                  |                       |
| MW-25   | 12/20/01 | 634.90           | 637.59        | 617.50        | 602.50        | 20.48                        | 0.07                          | 20.55                      | 17.81                    | 617.09                 | No                                  |                       |
| MW-25   | 01/22/02 | 634.90           | 637.59        | 617.50        | 602.50        | NP                           | 0.00                          | 21.03                      | 18.34                    | 616.56                 | No                                  |                       |
| MW-25   | 02/26/02 | 634.90           | 637.59        | 617.50        | 602.50        | 21.39                        | 0.01                          | 21.40                      | 18.70                    | 616.20                 | No                                  |                       |
| MW-25   | 03/20/02 | 634.90           | 637.59        | 617.50        | 602.50        | NP                           | 0.00                          | 21.44                      | 18.75                    | 616.15                 | No                                  |                       |
| MW-25   | 04/24/02 | 635.90           | 637.59        | 617.50        | 602.50        | 20.43                        | 0.01                          | 20.44                      | 18.74                    | 617.16                 | No                                  |                       |

**Table 3**  
**Groundwater and LNAPL Gauging Data - Terminal**  
Former Amoco Terminal  
Superior, Wisconsin

| Well ID | Date     | Ground Elevation | TOC Elevation | TOS Elevation | BOS Elevation | Depth to Product (feet BTOC) | Free Product Thickness (feet) | Depth to Water (feet BTOC) | Corrected DTW (feet bgs) | Corrected GW Elevation | Screen Submerged Below Water Table? | Comments/Observations      |
|---------|----------|------------------|---------------|---------------|---------------|------------------------------|-------------------------------|----------------------------|--------------------------|------------------------|-------------------------------------|----------------------------|
| MW-25   | 05/15/02 | 635.90           | 637.59        | 617.50        | 602.50        | NP                           | 0.00                          | 19.36                      | 17.67                    | 618.23                 | Yes                                 |                            |
| MW-25   | 06/27/02 | 635.90           | 637.59        | 617.50        | 602.50        | NP                           | 0.00                          | 19.56                      | 17.87                    | 618.03                 | Yes                                 |                            |
| MW-25   | 07/25/02 | 635.90           | 637.59        | 617.50        | 602.50        | NP                           | 0.00                          | 19.98                      | 18.29                    | 617.61                 | Yes                                 |                            |
| MW-25   | 08/20/02 | 635.90           | 637.59        | 617.50        | 602.50        | NP                           | 0.00                          | 19.57                      | 17.88                    | 618.02                 | Yes                                 |                            |
| MW-25   | 09/30/02 | 635.90           | 637.59        | 617.50        | 602.50        | NP                           | 0.00                          | 19.18                      | 17.49                    | 618.41                 | Yes                                 |                            |
| MW-25   | 11/05/02 | 635.90           | 637.59        | 617.50        | 602.50        | NP                           | 0.00                          | 18.87                      | 17.18                    | 618.72                 | Yes                                 |                            |
| MW-25   | 12/23/02 | 635.90           | 637.59        | 617.50        | 602.50        | 20.40                        | 0.03                          | 20.43                      | 18.72                    | 617.18                 | No                                  |                            |
| MW-25   | 01/28/03 | 635.90           | 637.59        | 617.50        | 602.50        | 21.07                        | 0.01                          | 21.08                      | 19.38                    | 616.52                 | No                                  |                            |
| MW-25   | 02/19/03 | 635.90           | 637.59        | 617.50        | 602.50        | NP                           | 0.00                          | 21.41                      | 19.72                    | 616.18                 | No                                  |                            |
| MW-25   | 04/17/03 | 635.90           | 637.59        | 617.50        | 602.50        | 21.91                        | 0.32                          | 22.23                      | 20.29                    | 615.61                 | No                                  |                            |
| MW-25   | 05/15/03 | 635.90           | 637.59        | 617.50        | 602.50        | 21.60                        | 0.10                          | 21.70                      | 19.93                    | 615.97                 | No                                  |                            |
| MW-25   | 06/10/03 | 635.90           | 637.59        | 617.50        | 602.50        | 21.20                        | 0.14                          | 21.34                      | 19.54                    | 616.36                 | No                                  |                            |
| MW-25   | 10/23/03 | 635.90           | 637.59        | 617.50        | 602.50        | 21.49                        | 0.69                          | 22.18                      | 19.96                    | 615.94                 | No                                  |                            |
| MW-25   | 12/03/03 | 635.90           | 637.59        | 617.50        | 602.50        | 21.51                        | 2.01                          | 23.52                      | 20.27                    | 615.63                 | No                                  |                            |
| MW-25   | 04/19/04 | 635.42           | 637.70        | 617.50        | 602.50        | 21.29                        | 4.58                          | 25.87                      | 20.04                    | 615.38                 | No                                  |                            |
| MW-25   | 07/28/04 | 635.42           | 637.70        | 617.50        | 602.50        | 20.44                        | 2.63                          | 23.07                      | 18.75                    | 616.67                 | No                                  |                            |
| MW-25   | 11/15/04 | 635.42           | 637.70        | 617.50        | 602.50        | 19.10                        | 2.86                          | 21.96                      | 17.47                    | 617.95                 | Yes                                 |                            |
| MW-25   | 04/18/05 | 635.42           | 637.70        | 617.50        | 602.50        | 19.82                        | 2.16                          | 21.98                      | 18.03                    | 617.39                 | No                                  |                            |
| MW-25   | 09/09/05 | 635.42           | 637.70        | 617.50        | 602.50        | 20.12                        | 2.06                          | 22.18                      | 18.31                    | 617.11                 | No                                  |                            |
| MW-25   | 10/11/05 | 635.42           | 637.70        | 617.50        | 602.50        | 18.89                        | 2.72                          | 21.61                      | 17.22                    | 618.20                 | Yes                                 |                            |
| MW-25   | 05/23/06 | 635.42           | 637.70        | 617.50        | 602.50        | 17.99                        | 3.57                          | 21.56                      | 16.52                    | 618.90                 | Yes                                 |                            |
| MW-25   | 10/16/06 | 635.42           | 637.70        | 617.50        | 602.50        | 20.16                        | 2.12                          | 22.28                      | 18.36                    | 617.06                 | No                                  |                            |
| MW-25   | 04/23/07 | 635.42           | 637.70        | 617.50        | 602.50        | 21.05                        | 0.98                          | 22.03                      | 18.99                    | 616.43                 | No                                  |                            |
| MW-25   | 09/25/07 | 635.42           | 637.70        | 617.50        | 602.50        | 20.98                        | 0.74                          | 21.72                      | 18.87                    | 616.55                 | No                                  |                            |
| MW-25   | 05/01/08 | 635.42           | 637.70        | 617.50        | 602.50        | 19.04                        | 2.49                          | 21.53                      | 17.32                    | 618.10                 | Yes                                 |                            |
| MW-25   | 10/20/08 | 635.42           | 637.70        | 617.50        | 602.50        | 16.98                        | 4.55                          | 21.53                      | 15.73                    | 619.69                 | Yes                                 |                            |
| MW-25   | 04/18/09 | 635.42           | 637.70        | 617.50        | 602.50        | 18.92                        | 2.71                          | 21.63                      | 17.25                    | 618.17                 | Yes                                 |                            |
| MW-25   | 10/11/09 | 635.42           | 637.70        | 617.50        | 602.50        | 19.75                        | 1.99                          | 21.74                      | 17.92                    | 617.50                 | Yes                                 |                            |
| MW-25   | 04/28/10 | 635.42           | 637.70        | 617.50        | 602.50        | 20.03                        | 1.75                          | 21.78                      | 18.15                    | 617.27                 | No                                  |                            |
| MW-25   | 10/25/10 | 635.42           | 637.70        | 617.50        | 602.50        | 16.42                        | 5.10                          | 21.52                      | 15.29                    | 620.13                 | Yes                                 |                            |
| MW-25   | 04/25/11 | 635.42           | 637.70        | 617.50        | 602.50        | 18.41                        | 5.54                          | 23.95                      | 17.38                    | 618.04                 | Yes                                 |                            |
| MW-25   | 08/02/11 | 635.42           | 637.70        | 617.50        | 602.50        | 16.07                        | 5.16                          | 21.23                      | 14.96                    | 620.46                 | Yes                                 |                            |
| MW-25   | 10/10/11 | 635.42           | 637.70        | 617.50        | 602.50        | 18.82                        | 2.12                          | 20.94                      | 17.02                    | 618.40                 | Yes                                 |                            |
| MW-25   | 01/04/12 | 635.42           | 637.70        | 617.50        | 602.50        | 20.53                        | 0.71                          | 21.24                      | 18.41                    | 617.01                 | No                                  |                            |
| MW-25   | 04/05/12 | 635.42           | 637.70        | 617.50        | 602.50        | 21.43                        | 0.30                          | 21.73                      | 19.22                    | 616.20                 | No                                  |                            |
| MW-25   | 04/16/12 | 635.42           | 637.70        | 617.50        | 602.50        | 21.41                        | 0.12                          | 21.53                      | 19.16                    | 616.26                 | No                                  |                            |
| MW-25   | 06/18/12 | 635.42           | 637.70        | 617.50        | 602.50        | 18.75                        | 2.10                          | 20.85                      | 16.94                    | 618.48                 | Yes                                 | Spill Buddy Before Reading |
| MW-25   | 06/18/12 | 635.42           | 637.70        | 617.50        | 602.50        | 19.15                        | 0.68                          | 19.83                      | 17.02                    | 618.40                 | Yes                                 | Spill Buddy After Reading  |

**Table 3**  
**Groundwater and LNAPL Gauging Data - Terminal**  
Former Amoco Terminal  
Superior, Wisconsin

| Well ID | Date     | Ground Elevation | TOC Elevation | TOS Elevation | BOS Elevation | Depth to Product (feet BTOC) | Free Product Thickness (feet) | Depth to Water (feet BTOC) | Corrected DTW (feet bgs) | Corrected GW Elevation | Screen Submerged Below Water Table? | Comments/Observations      |
|---------|----------|------------------|---------------|---------------|---------------|------------------------------|-------------------------------|----------------------------|--------------------------|------------------------|-------------------------------------|----------------------------|
| MW-25   | 06/26/12 | 635.42           | 637.70        | 617.50        | 602.50        | 17.82                        | 1.83                          | 19.65                      | 15.95                    | 619.47                 | Yes                                 |                            |
| MW-25   | 07/11/12 | 635.42           | 637.70        | 617.50        | 602.50        | 18.42                        | 1.68                          | 20.10                      | 16.52                    | 618.90                 | Yes                                 | Spill Buddy Before Reading |
| MW-25   | 07/11/12 | 635.42           | 637.70        | 617.50        | 602.50        | 18.88                        | 0.40                          | 19.28                      | 16.69                    | 618.73                 | Yes                                 | Spill Buddy After Reading  |
| MW-25   | 08/09/12 | 635.42           | 637.70        | 617.50        | 602.50        | 19.26                        | 1.00                          | 20.26                      | 17.21                    | 618.21                 | Yes                                 | Spill Buddy Before Reading |
| MW-25   | 08/09/12 | 635.42           | 637.70        | 617.50        | 602.50        | 19.64                        | 0.06                          | 19.70                      | 17.37                    | 618.05                 | Yes                                 | Spill Buddy After Reading  |
| MW-25   | 09/29/12 | 635.42           | 637.70        | 617.50        | 602.50        | 20.48                        | 0.47                          | 20.95                      | 18.31                    | 617.11                 | No                                  | Spill Buddy Before Reading |
| MW-25   | 09/29/12 | 635.42           | 637.70        | 617.50        | 602.50        | NP                           | 0.00                          | 20.64                      | 18.36                    | 617.06                 | No                                  | Spill Buddy After Reading  |
| MW-25   | 09/30/12 | 635.42           | 637.70        | 617.50        | 602.50        | 20.48                        | 0.37                          | 20.85                      | 18.28                    | 617.14                 | No                                  |                            |
| MW-25   | 11/21/12 | 635.42           | 637.70        | 617.50        | 602.50        | 20.96                        | 0.06                          | 21.02                      | 18.69                    | 616.73                 | No                                  |                            |
| MW-25   | 12/17/12 | 635.42           | 637.70        | 617.50        | 602.50        | 21.18                        | 0.12                          | 21.30                      | 18.93                    | 616.49                 | No                                  |                            |
| MW-25   | 03/25/13 | 635.42           | 637.70        | 617.50        | 602.50        | 21.76                        | 2.32                          | 24.08                      | 20.00                    | 615.42                 | No                                  |                            |
| MW-25   | 05/05/13 | 635.42           | 637.70        | 617.50        | 602.50        | 20.75                        | 2.24                          | 22.99                      | 18.98                    | 616.44                 | No                                  |                            |
| MW-25   | 10/03/13 | 635.42           | 637.70        | 617.50        | 602.50        | 20.59                        | 2.37                          | 22.96                      | 18.85                    | 616.57                 | No                                  |                            |
| MW-25   | 05/22/14 | 635.42           | 637.70        | 617.50        | 602.50        | 18.23                        | 3.56                          | 21.79                      | 16.75                    | 618.67                 | Yes                                 |                            |
| MW-25   | 06/19/14 | 635.42           | 637.70        | 617.50        | 602.50        | 18.18                        | 4.42                          | 22.60                      | 16.90                    | 618.52                 | Yes                                 |                            |
| MW-25   | 10/31/14 | 635.42           | 637.70        | 617.50        | 602.50        | 18.53                        | 2.15                          | 20.68                      | 16.74                    | 618.68                 | Yes                                 |                            |
| MW-25   | 05/06/15 | 635.42           | 637.70        | 617.50        | 602.50        | 20.91                        | 0.31                          | 21.22                      | 18.70                    | 616.72                 | No                                  |                            |
| MW-25   | 10/05/15 | 635.42           | 637.70        | 617.50        | 602.50        | 18.10                        | 2.72                          | 20.82                      | 16.43                    | 618.99                 | Yes                                 |                            |
| MW-25   | 05/23/16 | 635.42           | 637.70        | 617.50        | 602.50        | 15.89                        | 2.45                          | 18.34                      | 14.16                    | 621.26                 | Yes                                 |                            |
| MW-25   | 10/03/16 | 635.42           | 637.70        | 617.50        | 602.50        | 17.38                        | 1.96                          | 19.34                      | 15.54                    | 619.88                 | Yes                                 |                            |
| MW-25   | 06/29/17 | 635.42           | 637.70        | 617.50        | 602.50        | 16.92                        | 1.93                          | 18.85                      | 15.08                    | 620.34                 | Yes                                 |                            |
| MW-25   | 05/26/20 | 635.42           | 637.70        | 617.50        | 602.50        | 17.14                        | 1.46                          | 18.60                      | 15.19                    | 620.23                 | Yes                                 |                            |
| MW-25   | 05/24/21 | 635.42           | 637.70        | 617.50        | 602.50        | 18.32                        | 0.72                          | 19.04                      | 16.20                    | 619.22                 | Yes                                 |                            |
| MW-26   | 06/30/89 | 632.70           | 635.98        | 619.20        | 604.20        | 19.55                        | 2.50                          | 22.05                      | 16.83                    | 615.87                 | No                                  |                            |
| MW-26   | 07/12/89 | 632.70           | 635.98        | 619.20        | 604.20        | 19.90                        | 2.40                          | 22.30                      | 17.16                    | 615.54                 | No                                  |                            |
| MW-26   | 07/26/89 | 632.70           | 635.98        | 619.20        | 604.20        | 19.96                        | 2.40                          | 22.36                      | 17.22                    | 615.48                 | No                                  |                            |
| MW-26   | 07/27/89 | 632.70           | 635.98        | 619.20        | 604.20        | 20.07                        | 2.44                          | 22.51                      | 17.34                    | 615.36                 | No                                  |                            |
| MW-26   | 09/03/89 | 632.70           | 635.98        | 619.20        | 604.20        | 20.32                        | 2.64                          | 22.96                      | 17.64                    | 615.06                 | No                                  |                            |
| MW-26   | 11/16/89 | 632.70           | 635.98        | 619.20        | 604.20        | 20.42                        | 2.78                          | 23.20                      | 17.77                    | 614.93                 | No                                  |                            |
| MW-26   | 11/29/89 | 632.70           | 635.98        | 619.20        | 604.20        | 20.30                        | 2.81                          | 23.11                      | 17.65                    | 615.05                 | No                                  |                            |
| MW-26   | 12/01/89 | 632.70           | 635.98        | 619.20        | 604.20        | 20.47                        | 2.63                          | 23.10                      | 17.78                    | 614.92                 | No                                  |                            |
| MW-26   | 12/02/89 | 632.70           | 635.98        | 619.20        | 604.20        | 20.48                        | 2.63                          | 23.11                      | 17.79                    | 614.91                 | No                                  |                            |
| MW-26   | 05/04/90 | 632.70           | 635.98        | 619.20        | 604.20        | 21.16                        | 3.23                          | 24.39                      | 18.61                    | 614.09                 | No                                  |                            |
| MW-26   | 06/01/90 | 632.70           | 635.98        | 619.20        | 604.20        | 23.50                        | 6.40                          | 29.90                      | 21.67                    | 611.03                 | No                                  |                            |
| MW-26   | 06/19/90 | 632.70           | 635.98        | 619.20        | 604.20        | 20.82                        | 2.46                          | 23.28                      | 18.10                    | 614.60                 | No                                  |                            |
| MW-26   | 06/27/90 | 632.70           | 635.98        | 619.20        | 604.20        | 20.81                        | 2.42                          | 23.23                      | 18.08                    | 614.62                 | No                                  |                            |
| MW-26   | 07/05/90 | 632.70           | 635.98        | 619.20        | 604.20        | 20.80                        | 2.45                          | 23.25                      | 18.07                    | 614.63                 | No                                  |                            |

**Table 3**  
**Groundwater and LNAPL Gauging Data - Terminal**  
Former Amoco Terminal  
Superior, Wisconsin

| Well ID | Date     | Ground Elevation | TOC Elevation | TOS Elevation | BOS Elevation | Depth to Product (feet BTOC) | Free Product Thickness (feet) | Depth to Water (feet BTOC) | Corrected DTW (feet bgs) | Corrected GW Elevation | Screen Submerged Below Water Table? | Comments/Observations |
|---------|----------|------------------|---------------|---------------|---------------|------------------------------|-------------------------------|----------------------------|--------------------------|------------------------|-------------------------------------|-----------------------|
| MW-26   | 07/13/90 | 632.70           | 635.98        | 619.20        | 604.20        | 20.80                        | 2.48                          | 23.28                      | 18.08                    | 614.62                 | No                                  |                       |
| MW-26   | 07/17/90 | 632.70           | 635.98        | 619.20        | 604.20        | 20.78                        | 2.45                          | 23.23                      | 18.05                    | 614.65                 | No                                  |                       |
| MW-26   | 07/25/90 | 632.70           | 635.98        | 619.20        | 604.20        | 20.80                        | 2.58                          | 23.38                      | 18.10                    | 614.60                 | No                                  |                       |
| MW-26   | 08/09/90 | 632.70           | 635.98        | 619.20        | 604.20        | 20.77                        | 2.63                          | 23.40                      | 18.08                    | 614.62                 | No                                  |                       |
| MW-26   | 08/27/90 | 632.70           | 635.98        | 619.20        | 604.20        | 20.83                        | 2.57                          | 23.40                      | 18.13                    | 614.57                 | No                                  |                       |
| MW-26   | 09/06/90 | 632.70           | 635.98        | 619.20        | 604.20        | 20.67                        | 2.51                          | 23.18                      | 17.96                    | 614.74                 | No                                  |                       |
| MW-26   | 01/04/91 | 632.70           | 635.98        | 619.20        | 604.20        | 19.95                        | 2.47                          | 22.42                      | 17.23                    | 615.47                 | No                                  |                       |
| MW-26   | 01/30/91 | 632.70           | 635.98        | 619.20        | 604.20        | 20.18                        | 2.60                          | 22.78                      | 17.49                    | 615.21                 | No                                  |                       |
| MW-26   | 04/24/91 | 632.70           | 635.98        | 619.20        | 604.20        | 20.41                        | 2.42                          | 22.83                      | 17.68                    | 615.02                 | No                                  |                       |
| MW-26   | 07/09/91 | 632.70           | 635.98        | 619.20        | 604.20        | 17.93                        | 2.59                          | 20.52                      | 15.23                    | 617.47                 | No                                  |                       |
| MW-26   | 10/08/91 | 632.70           | 635.98        | 619.20        | 604.20        | 15.75                        | 5.50                          | 21.25                      | 13.71                    | 618.99                 | No                                  |                       |
| MW-26   | 01/07/92 | 632.70           | 635.98        | 619.20        | 604.20        | 16.55                        | 4.59                          | 21.14                      | 14.31                    | 618.39                 | No                                  |                       |
| MW-26   | 10/14/92 | 632.70           | 635.98        | 619.20        | 604.20        | 16.85                        | 4.25                          | 21.10                      | 14.53                    | 618.17                 | No                                  |                       |
| MW-26   | 06/25/93 | 632.70           | 635.98        | 619.20        | 604.20        | 12.58                        | 7.92                          | 20.50                      | 11.09                    | 621.61                 | Yes                                 |                       |
| MW-26   | 10/28/93 | 632.70           | 635.98        | 619.20        | 604.20        | 17.77                        | 3.10                          | 20.87                      | 15.19                    | 617.51                 | No                                  |                       |
| MW-26   | 01/29/94 | 632.70           | 635.98        | 619.20        | 604.20        | 18.72                        | 2.01                          | 20.73                      | 15.89                    | 616.81                 | No                                  |                       |
| MW-26   | 04/27/94 | 632.70           | 635.98        | 619.20        | 604.20        | 17.97                        | 2.65                          | 20.62                      | 15.29                    | 617.41                 | No                                  |                       |
| MW-26   | 07/21/94 | 632.70           | 635.98        | 619.20        | 604.20        | 16.73                        | 3.72                          | 20.45                      | 14.29                    | 618.41                 | No                                  |                       |
| MW-26   | 10/25/94 | 632.70           | 635.98        | 619.20        | 604.20        | 17.44                        | 3.18                          | 20.62                      | 14.88                    | 617.82                 | No                                  |                       |
| MW-26   | 02/01/95 | 632.70           | 635.98        | 619.20        | 604.20        | 19.14                        | 1.93                          | 21.07                      | 16.30                    | 616.40                 | No                                  |                       |
| MW-26   | 04/04/95 | 632.70           | 635.98        | 619.20        | 604.20        | 19.50                        | 2.33                          | 21.83                      | 16.75                    | 615.95                 | No                                  |                       |
| MW-26   | 07/12/95 | 632.70           | 635.98        | 619.20        | 604.20        | 18.70                        | 1.72                          | 20.42                      | 15.81                    | 616.89                 | No                                  |                       |
| MW-26   | 11/13/95 | 632.70           | 635.98        | 619.20        | 604.20        | 16.45                        | 3.85                          | 20.30                      | 14.04                    | 618.66                 | No                                  |                       |
| MW-26   | 10/08/96 | 632.70           | 635.98        | 619.20        | 604.20        | 15.30                        | 4.93                          | 20.23                      | 13.13                    | 619.57                 | Yes                                 |                       |
| MW-26   | 04/29/97 | 632.70           | 635.98        | 619.20        | 604.20        | 13.95                        | 6.20                          | 20.15                      | 12.07                    | 620.63                 | Yes                                 |                       |
| MW-26   | 06/10/97 | 632.70           | 635.98        | 619.20        | 604.20        | 16.20                        | 3.83                          | 20.03                      | 13.79                    | 618.91                 | No                                  | FP bailed 5/22/97     |
| MW-26   | 11/03/98 | 632.70           | 635.98        | 619.20        | 604.20        | 19.49                        | 2.26                          | 21.75                      | 16.72                    | 615.98                 | No                                  |                       |
| MW-26   | 03/04/99 | 632.70           | 635.98        | 619.20        | 604.20        | 19.56                        | 2.34                          | 21.90                      | 16.81                    | 615.89                 | No                                  |                       |
| MW-26   | 10/07/99 | 632.70           | 635.98        | 619.20        | 604.20        | 15.10                        | 4.95                          | 20.05                      | 12.94                    | 619.76                 | Yes                                 |                       |
| MW-26   | 11/09/99 | 632.70           | 635.98        | 619.20        | 604.20        | 14.80                        | 5.38                          | 20.18                      | 12.74                    | 619.96                 | Yes                                 | bailed 4 gal. FP      |
| MW-26   | 12/21/99 | 632.70           | 635.98        | 619.20        | 604.20        | 17.55                        | 1.67                          | 19.22                      | 14.65                    | 618.05                 | No                                  | bailed 0.25 gal. FP   |
| MW-26   | 01/27/00 | 632.70           | 635.98        | 619.20        | 604.20        | 18.75                        | 1.18                          | 19.93                      | 15.74                    | 616.96                 | No                                  | bailed 0.2 gal. FP    |
| MW-26   | 02/24/00 | 632.70           | 635.98        | 619.20        | 604.20        | 19.18                        | 1.50                          | 20.68                      | 16.24                    | 616.46                 | No                                  | bailed 2 gal. FP      |
| MW-26   | 03/31/00 | 632.70           | 635.98        | 619.20        | 604.20        | 18.71                        | 1.92                          | 20.63                      | 15.86                    | 616.84                 | No                                  | bailed 0.25 gal. FP   |
| MW-26   | 04/20/00 | 632.70           | 635.98        | 619.20        | 604.20        | 18.51                        | 1.81                          | 20.32                      | 15.64                    | 617.06                 | No                                  | bailed 2 gal. FP      |
| MW-26   | 04/26/00 | 632.70           | 635.98        | 619.20        | 604.20        | 18.52                        | 1.56                          | 20.08                      | 15.59                    | 617.11                 | No                                  | bailed 1.5 gal. FP    |
| MW-26   | 05/31/00 | 632.70           | 635.98        | 619.20        | 604.20        | 18.16                        | 1.60                          | 19.76                      | 15.24                    | 617.46                 | No                                  | bailed 2 gal. FP      |
| MW-26   | 06/29/00 | 632.70           | 635.98        | 619.20        | 604.20        | 18.25                        | 1.95                          | 20.20                      | 15.41                    | 617.29                 | No                                  | bailed 0.5 gal. FP    |

**Table 3**  
**Groundwater and LNAPL Gauging Data - Terminal**  
Former Amoco Terminal  
Superior, Wisconsin

| Well ID | Date     | Ground Elevation | TOC Elevation | TOS Elevation | BOS Elevation | Depth to Product (feet BTOC) | Free Product Thickness (feet) | Depth to Water (feet BTOC) | Corrected DTW (feet bgs) | Corrected GW Elevation | Screen Submerged Below Water Table? | Comments/Observations         |
|---------|----------|------------------|---------------|---------------|---------------|------------------------------|-------------------------------|----------------------------|--------------------------|------------------------|-------------------------------------|-------------------------------|
| MW-26   | 07/26/00 | 632.70           | 635.98        | 619.20        | 604.20        | 18.80                        | 0.16                          | 18.96                      | 15.56                    | 617.14                 | No                                  | bailed 2 gal. FP              |
| MW-26   | 08/18/00 | 632.70           | 635.98        | 619.20        | 604.20        | 18.94                        | 1.19                          | 20.13                      | 15.93                    | 616.77                 | No                                  | bailed 0.25 gal. FP           |
| MW-26   | 09/27/00 | 632.70           | 635.98        | 619.20        | 604.20        | 19.42                        | 1.84                          | 21.26                      | 16.56                    | 616.14                 | No                                  | bailed 0.5 gal. FP            |
| MW-26   | 10/11/00 | 632.70           | 635.98        | 619.20        | 604.20        | 19.27                        | 2.33                          | 21.60                      | 16.52                    | 616.18                 | No                                  | bailed 1.5 gal. FP            |
| MW-26   | 11/17/00 | 632.70           | 635.98        | 619.20        | 604.20        | 19.31                        | 1.84                          | 21.15                      | 16.45                    | 616.25                 | No                                  | bailed 2.5 gal. FP            |
| MW-26   | 12/12/00 | 632.70           | 635.98        | 619.20        | 604.20        | 19.11                        | 0.52                          | 19.63                      | 15.95                    | 616.75                 | No                                  | bailed 0.25 gal. FP           |
| MW-26   | 01/18/01 | 632.70           | 635.98        | 619.20        | 604.20        | 19.52                        | 0.47                          | 19.99                      | 16.35                    | 616.35                 | No                                  | bailed 0.2 gal. FP            |
| MW-26   | 04/24/01 | 632.70           | 635.98        | 619.20        | 604.20        | 19.37                        | 1.06                          | 20.43                      | 16.33                    | 616.37                 | No                                  | product abated using vactruck |
| MW-26   | 05/23/01 | 632.70           | 635.98        | 619.20        | 604.20        | 17.94                        | 1.88                          | 19.82                      | 15.08                    | 617.62                 | No                                  | no product bailed             |
| MW-26   | 06/19/01 | 632.70           | 635.98        | 619.20        | 604.20        | 17.78                        | 2.07                          | 19.85                      | 14.97                    | 617.73                 | No                                  |                               |
| MW-26   | 07/26/01 | 632.70           | 635.98        | 619.20        | 604.20        | 18.96                        | 0.88                          | 19.84                      | 15.88                    | 616.82                 | No                                  |                               |
| MW-26   | 08/31/01 | 632.70           | 635.98        | 619.20        | 604.20        | 19.29                        | 1.02                          | 20.31                      | 16.24                    | 616.46                 | No                                  |                               |
| MW-26   | 09/26/01 | 632.70           | 635.98        | 619.20        | 604.20        | 19.28                        | 1.81                          | 21.09                      | 16.41                    | 616.29                 | No                                  |                               |
| MW-26   | 10/24/01 | 632.70           | 635.98        | 619.20        | 604.20        | 19.32                        | 2.00                          | 21.32                      | 16.49                    | 616.21                 | No                                  |                               |
| MW-26   | 12/20/01 | 632.70           | 635.98        | 619.20        | 604.20        | 19.58                        | 1.94                          | 21.52                      | 16.74                    | 615.96                 | No                                  |                               |
| MW-26   | 01/22/02 | 632.70           | 635.98        | 619.20        | 604.20        | 19.66                        | 2.68                          | 22.34                      | 16.99                    | 615.71                 | No                                  |                               |
| MW-26   | 02/26/02 | 632.70           | 635.98        | 619.20        | 604.20        | 20.00                        | 2.94                          | 22.94                      | 17.38                    | 615.32                 | No                                  |                               |
| MW-26   | 03/20/02 | 632.70           | 635.98        | 619.20        | 604.20        | 20.22                        | 2.44                          | 22.66                      | 17.49                    | 615.21                 | No                                  |                               |
| MW-26   | 04/24/02 | 632.70           | 635.98        | 619.20        | 604.20        | 19.65                        | 1.05                          | 20.70                      | 16.61                    | 616.09                 | No                                  |                               |
| MW-26   | 05/15/02 | 632.70           | 635.98        | 619.20        | 604.20        | 19.27                        | 0.89                          | 20.16                      | 16.19                    | 616.51                 | No                                  |                               |
| MW-26   | 06/27/02 | 632.70           | 635.98        | 619.20        | 604.20        | 19.30                        | 0.99                          | 20.29                      | 16.24                    | 616.46                 | No                                  |                               |
| MW-26   | 07/25/02 | 632.70           | 635.98        | 619.20        | 604.20        | 19.27                        | 0.77                          | 20.04                      | 16.16                    | 616.54                 | No                                  |                               |
| MW-26   | 08/20/02 | 632.70           | 635.98        | 619.20        | 604.20        | 19.05                        | 1.12                          | 20.17                      | 16.02                    | 616.68                 | No                                  |                               |
| MW-26   | 09/30/02 | 632.70           | 635.98        | 619.20        | 604.20        | 18.42                        | 1.37                          | 19.79                      | 15.45                    | 617.25                 | No                                  |                               |
| MW-26   | 11/05/02 | 632.70           | 635.98        | 619.20        | 604.20        | 18.10                        | 1.61                          | 19.71                      | 15.18                    | 617.52                 | No                                  |                               |
| MW-26   | 12/23/02 | 632.70           | 635.98        | 619.20        | 604.20        | 19.32                        | 1.17                          | 20.49                      | 16.30                    | 616.40                 | No                                  |                               |
| MW-26   | 01/28/03 | 632.70           | 635.98        | 619.20        | 604.20        | 19.68                        | 2.59                          | 22.27                      | 16.98                    | 615.72                 | No                                  |                               |
| MW-26   | 02/19/03 | 632.70           | 635.98        | 619.20        | 604.20        | 19.80                        | 3.41                          | 23.21                      | 17.29                    | 615.41                 | No                                  |                               |
| MW-26   | 04/17/03 | 632.70           | 635.98        | 619.20        | 604.20        | 20.41                        | 2.72                          | 23.13                      | 17.74                    | 614.96                 | No                                  |                               |
| MW-26   | 05/15/03 | 632.70           | 635.98        | 619.20        | 604.20        | 20.51                        | 1.16                          | 21.67                      | 17.49                    | 615.21                 | No                                  |                               |
| MW-26   | 06/10/03 | 632.70           | 635.98        | 619.20        | 604.20        | 20.10                        | 1.10                          | 21.20                      | 17.07                    | 615.63                 | No                                  |                               |
| MW-26   | 10/23/03 | 632.70           | 635.98        | 619.20        | 604.20        | 20.39                        | 2.81                          | 23.20                      | 17.74                    | 614.96                 | No                                  |                               |
| MW-26   | 12/03/03 | 632.70           | 635.98        | 619.20        | 604.20        | 20.59                        | 2.79                          | 23.38                      | 17.94                    | 614.76                 | No                                  |                               |
| MW-26   | 04/19/04 | 633.45           | 636.11        | 619.20        | 604.20        | 20.89                        | 2.43                          | 23.32                      | 18.78                    | 614.67                 | No                                  |                               |
| MW-26   | 07/28/04 | 633.45           | 636.11        | 619.20        | 604.20        | 20.09                        | 1.67                          | 21.76                      | 17.81                    | 615.64                 | No                                  |                               |
| MW-26   | 11/15/04 | 633.45           | 636.11        | 619.20        | 604.20        | 19.25                        | 0.65                          | 19.90                      | 16.74                    | 616.71                 | No                                  |                               |
| MW-26   | 04/18/05 | 633.45           | 636.11        | 619.20        | 604.20        | 19.73                        | 0.57                          | 20.30                      | 17.20                    | 616.25                 | No                                  |                               |
| MW-26   | 09/09/05 | 633.45           | 636.11        | 619.20        | 604.20        | 19.31                        | 1.88                          | 21.19                      | 17.07                    | 616.38                 | No                                  |                               |

**Table 3**  
**Groundwater and LNAPL Gauging Data - Terminal**  
Former Amoco Terminal  
Superior, Wisconsin

| Well ID | Date     | Ground Elevation | TOC Elevation | TOS Elevation | BOS Elevation | Depth to Product (feet BTOC) | Free Product Thickness (feet) | Depth to Water (feet BTOC) | Corrected DTW (feet bgs) | Corrected GW Elevation | Screen Submerged Below Water Table? | Comments/Observations      |
|---------|----------|------------------|---------------|---------------|---------------|------------------------------|-------------------------------|----------------------------|--------------------------|------------------------|-------------------------------------|----------------------------|
| MW-26   | 10/11/05 | 633.45           | 636.11        | 619.20        | 604.20        | 18.82                        | 1.42                          | 20.24                      | 16.48                    | 616.97                 | No                                  |                            |
| MW-26   | 05/23/06 | 633.45           | 636.11        | 619.20        | 604.20        | 17.75                        | 2.11                          | 19.86                      | 15.57                    | 617.88                 | No                                  |                            |
| MW-26   | 10/16/06 | 633.45           | 636.11        | 619.20        | 604.20        | 19.49                        | 2.48                          | 21.97                      | 17.39                    | 616.06                 | No                                  |                            |
| MW-26   | 04/23/07 | 633.45           | 636.11        | 619.20        | 604.20        | 20.39                        | 0.31                          | 20.70                      | 17.80                    | 615.65                 | No                                  |                            |
| MW-26   | 09/25/07 | 633.45           | 636.11        | 619.20        | 604.20        | 20.37                        | 0.38                          | 20.75                      | 17.80                    | 615.65                 | No                                  |                            |
| MW-26   | 05/01/08 | 633.45           | 636.11        | 619.20        | 604.20        | 19.05                        | 0.59                          | 19.64                      | 16.52                    | 616.93                 | No                                  |                            |
| MW-26   | 10/20/08 | 633.45           | 636.11        | 619.20        | 604.20        | 16.92                        | 3.06                          | 19.98                      | 14.95                    | 618.50                 | No                                  |                            |
| MW-26   | 04/18/09 | 633.45           | 636.11        | 619.20        | 604.20        | 18.22                        | 2.08                          | 20.30                      | 16.03                    | 617.42                 | No                                  |                            |
| MW-26   | 10/11/09 | 633.45           | 636.11        | 619.20        | 604.20        | 19.43                        | 1.50                          | 20.93                      | 17.11                    | 616.34                 | No                                  |                            |
| MW-26   | 04/28/10 | 633.45           | 636.11        | 619.20        | 604.20        | 19.29                        | 1.10                          | 20.39                      | 16.88                    | 616.57                 | No                                  |                            |
| MW-26   | 10/25/10 | 633.45           | 636.11        | 619.20        | 604.20        | 16.86                        | 2.90                          | 19.76                      | 14.86                    | 618.59                 | No                                  |                            |
| MW-26   | 04/25/11 | 633.45           | 636.11        | 619.20        | 604.20        | 18.07                        | 1.99                          | 20.06                      | 15.86                    | 617.59                 | No                                  |                            |
| MW-26   | 08/03/11 | 633.45           | 636.11        | 619.20        | 604.20        | 16.12                        | 3.43                          | 19.55                      | 14.23                    | 619.22                 | Yes                                 |                            |
| MW-26   | 10/10/11 | 633.45           | 636.11        | 619.20        | 604.20        | 18.03                        | 1.66                          | 19.69                      | 15.74                    | 617.71                 | No                                  |                            |
| MW-26   | 01/04/12 | 633.45           | 636.11        | 619.20        | 604.20        | 19.38                        | 2.00                          | 21.38                      | 17.17                    | 616.28                 | No                                  |                            |
| MW-26   | 04/05/12 | 633.45           | 636.11        | 619.20        | 604.20        | 20.14                        | 1.81                          | 21.95                      | 17.89                    | 615.56                 | No                                  | Spill Buddy Before Reading |
| MW-26   | 04/05/12 | 633.45           | 636.11        | 619.20        | 604.20        | 21.21                        | 0.49                          | 21.70                      | 18.66                    | 614.79                 | No                                  | Spill Buddy After Reading  |
| MW-26   | 04/16/12 | 633.45           | 636.11        | 619.20        | 604.20        | 20.28                        | 0.17                          | 20.45                      | 17.66                    | 615.79                 | No                                  |                            |
| MW-26   | 06/26/12 | 633.45           | 636.11        | 619.20        | 604.20        | 17.20                        | 1.69                          | 18.89                      | 14.92                    | 618.53                 | No                                  |                            |
| MW-26   | 07/11/12 | 633.45           | 636.11        | 619.20        | 604.20        | 17.80                        | 1.42                          | 19.22                      | 15.46                    | 617.99                 | No                                  |                            |
| MW-26   | 07/11/12 | 633.45           | 636.11        | 619.20        | 604.20        | 18.14                        | 0.34                          | 18.48                      | 15.56                    | 617.89                 | No                                  |                            |
| MW-26   | 09/29/12 | 633.45           | 636.11        | 619.20        | 604.20        | 19.46                        | 0.89                          | 20.35                      | 17.00                    | 616.45                 | No                                  | Spill Buddy Before Reading |
| MW-26   | 09/29/12 | 633.45           | 636.11        | 619.20        | 604.20        | 19.76                        | 0.17                          | 19.93                      | 17.14                    | 616.31                 | No                                  | Spill Buddy After Reading  |
| MW-26   | 09/30/12 | 633.45           | 636.11        | 619.20        | 604.20        | 19.40                        | 0.90                          | 20.30                      | 16.94                    | 616.51                 | No                                  |                            |
| MW-26   | 11/21/12 | 633.45           | 636.11        | 619.20        | 604.20        | 19.70                        | 2.19                          | 21.89                      | 17.53                    | 615.92                 | No                                  |                            |
| MW-26   | 12/17/12 | 633.45           | 636.11        | 619.20        | 604.20        | 19.85                        | 2.60                          | 22.45                      | 17.78                    | 615.67                 | No                                  |                            |
| MW-26   | 03/25/13 | 633.45           | 636.11        | 619.20        | 604.20        | 20.68                        | 2.73                          | 23.41                      | 18.64                    | 614.81                 | No                                  |                            |
| MW-26   | 05/05/13 | 633.45           | 636.11        | 619.20        | 604.20        | NP                           | 0.00                          | 20.45                      | 17.79                    | 615.66                 | No                                  |                            |
| MW-26   | 10/03/13 | 633.45           | 636.11        | 619.20        | 604.20        | 19.84                        | 1.86                          | 21.70                      | 17.60                    | 615.85                 | No                                  |                            |
| MW-26   | 05/22/14 | 633.45           | 636.11        | 619.20        | 604.20        | 18.34                        | 0.56                          | 18.90                      | 15.81                    | 617.64                 | No                                  |                            |
| MW-26   | 06/19/14 | 633.45           | 636.11        | 619.20        | 604.20        | 17.27                        | 0.71                          | 17.98                      | 14.77                    | 618.68                 | No                                  |                            |
| MW-26   | 10/31/14 | 633.45           | 636.11        | 619.20        | 604.20        | 17.92                        | 2.11                          | 20.03                      | 15.74                    | 617.71                 | No                                  |                            |
| MW-26   | 05/06/15 | 633.45           | 636.11        | 619.20        | 604.20        | 19.56                        | 0.65                          | 20.21                      | 17.05                    | 616.40                 | No                                  |                            |
| MW-26   | 10/05/15 | 633.45           | 636.11        | 619.20        | 604.20        | 17.62                        | 1.68                          | 19.30                      | 15.34                    | 618.11                 | No                                  |                            |
| MW-26   | 05/23/16 | 633.45           | 636.11        | 619.20        | 604.20        | 14.34                        | 5.28                          | 19.62                      | 12.87                    | 620.58                 | Yes                                 |                            |
| MW-26   | 10/03/16 | 633.45           | 636.11        | 619.20        | 604.20        | 16.51                        | 3.03                          | 19.54                      | 14.53                    | 618.92                 | No                                  |                            |
| MW-26   | 06/21/17 | 633.45           | 636.11        | 619.20        | 604.20        | 15.25                        | 4.30                          | 19.55                      | 13.56                    | 619.89                 | Yes                                 |                            |
| MW-26   | 06/22/17 | 633.45           | 636.11        | 619.20        | 604.20        | 16.09                        | 3.44                          | 19.53                      | 14.21                    | 619.24                 | Yes                                 |                            |

**Table 3**  
**Groundwater and LNAPL Gauging Data - Terminal**  
Former Amoco Terminal  
Superior, Wisconsin

| Well ID | Date     | Ground Elevation | TOC Elevation | TOS Elevation | BOS Elevation | Depth to Product (feet BTOC) | Free Product Thickness (feet) | Depth to Water (feet BTOC) | Corrected DTW (feet bgs) | Corrected GW Elevation | Screen Submerged Below Water Table? | Comments/Observations |
|---------|----------|------------------|---------------|---------------|---------------|------------------------------|-------------------------------|----------------------------|--------------------------|------------------------|-------------------------------------|-----------------------|
| MW-26   | 06/23/17 | 633.45           | 636.11        | 619.20        | 604.20        | 15.23                        | <b>4.30</b>                   | 19.53                      | 13.54                    | 619.91                 | Yes                                 |                       |
| MW-26   | 07/25/19 | 633.45           | 636.11        | 619.20        | 604.20        | 16.86                        | <b>2.45</b>                   | 19.31                      | 14.75                    | 618.70                 | No                                  |                       |
| MW-26   | 05/26/20 | 633.45           | 636.11        | 619.20        | 604.20        | 14.78                        | <b>5.16</b>                   | 19.94                      | 13.29                    | 620.16                 | Yes                                 |                       |
| MW-26   | 05/24/21 | 633.45           | 636.11        | 619.20        | 604.20        | 17.22                        | <b>1.79</b>                   | 19.01                      | 14.96                    | 618.49                 | No                                  |                       |
| MW-27   | 06/30/89 | 635.10           | 637.02        | 620.89        | 605.89        | 21.60                        | <b>4.40</b>                   | 26.00                      | 20.67                    | 614.43                 | No                                  |                       |
| MW-27   | 07/12/89 | 635.10           | 637.02        | 620.89        | 605.89        | 21.70                        | <b>4.50</b>                   | 26.20                      | 20.80                    | 614.30                 | No                                  |                       |
| MW-27   | 07/26/89 | 635.10           | 637.02        | 620.89        | 605.89        | 21.80                        | <b>4.14</b>                   | 25.94                      | 20.82                    | 614.28                 | No                                  |                       |
| MW-27   | 07/27/89 | 635.10           | 637.02        | 620.89        | 605.89        | 21.94                        | <b>7.62</b>                   | 29.56                      | 21.74                    | 613.36                 | No                                  |                       |
| MW-27   | 09/03/89 | 635.10           | 637.02        | 620.89        | 605.89        | 22.10                        | <b>8.49</b>                   | 30.59                      | 22.10                    | 613.00                 | No                                  |                       |
| MW-27   | 11/16/89 | 635.10           | 637.02        | 620.89        | 605.89        | 21.95                        | <b>8.27</b>                   | 30.22                      | 21.90                    | 613.20                 | No                                  |                       |
| MW-27   | 11/29/89 | 635.10           | 637.02        | 620.89        | 605.89        | 22.03                        | <b>7.92</b>                   | 29.95                      | 21.90                    | 613.20                 | No                                  |                       |
| MW-27   | 12/01/89 | 635.10           | 637.02        | 620.89        | 605.89        | 22.15                        | <b>8.12</b>                   | 30.27                      | 22.06                    | 613.04                 | No                                  |                       |
| MW-27   | 12/02/89 | 635.10           | 637.02        | 620.89        | 605.89        | 22.19                        | <b>8.16</b>                   | 30.35                      | 22.11                    | 612.99                 | No                                  |                       |
| MW-27   | 05/04/90 | 635.10           | 637.02        | 620.89        | 605.89        | 22.84                        | <b>8.86</b>                   | 31.70                      | 22.92                    | 612.18                 | No                                  |                       |
| MW-27   | 06/01/90 | 635.10           | 637.02        | 620.89        | 605.89        | 22.65                        | <b>7.55</b>                   | 30.20                      | 22.44                    | 612.66                 | No                                  |                       |
| MW-27   | 06/19/90 | 635.10           | 637.02        | 620.89        | 605.89        | 22.60                        | <b>6.67</b>                   | 29.27                      | 22.19                    | 612.91                 | No                                  |                       |
| MW-27   | 06/27/90 | 635.10           | 637.02        | 620.89        | 605.89        | 21.55                        | <b>6.51</b>                   | 28.06                      | 21.10                    | 614.00                 | No                                  |                       |
| MW-27   | 07/05/90 | 635.10           | 637.02        | 620.89        | 605.89        | 21.58                        | <b>7.36</b>                   | 28.94                      | 21.32                    | 613.78                 | No                                  |                       |
| MW-27   | 07/13/90 | 635.10           | 637.02        | 620.89        | 605.89        | 21.50                        | <b>7.00</b>                   | 28.50                      | 21.16                    | 613.94                 | No                                  |                       |
| MW-27   | 07/17/90 | 635.10           | 637.02        | 620.89        | 605.89        | 21.49                        | <b>6.94</b>                   | 28.43                      | 21.14                    | 613.96                 | No                                  |                       |
| MW-27   | 07/25/90 | 635.10           | 637.02        | 620.89        | 605.89        | 21.50                        | <b>7.26</b>                   | 28.76                      | 21.22                    | 613.88                 | No                                  |                       |
| MW-27   | 08/09/90 | 635.10           | 637.02        | 620.89        | 605.89        | 21.47                        | <b>7.30</b>                   | 28.77                      | 21.20                    | 613.90                 | No                                  |                       |
| MW-27   | 08/27/90 | 635.10           | 637.02        | 620.89        | 605.89        | 21.49                        | <b>6.55</b>                   | 28.04                      | 21.05                    | 614.05                 | No                                  |                       |
| MW-27   | 09/06/90 | 635.10           | 637.02        | 620.89        | 605.89        | 21.40                        | <b>3.70</b>                   | 25.10                      | 20.32                    | 614.78                 | No                                  |                       |
| MW-27   | 01/04/91 | 635.10           | 637.02        | 620.89        | 605.89        | 20.70                        | <b>4.12</b>                   | 24.82                      | 19.71                    | 615.39                 | No                                  |                       |
| MW-27   | 01/30/91 | 635.10           | 637.02        | 620.89        | 605.89        | 20.81                        | <b>7.01</b>                   | 27.82                      | 20.47                    | 614.63                 | No                                  |                       |
| MW-27   | 04/24/91 | 635.10           | 637.02        | 620.89        | 605.89        | 21.17                        | <b>4.73</b>                   | 25.90                      | 20.32                    | 614.78                 | No                                  |                       |
| MW-27   | 06/06/91 | 635.10           | 637.02        | 620.89        | 605.89        | 20.25                        | <b>2.90</b>                   | 23.15                      | 18.99                    | 616.11                 | No                                  |                       |
| MW-27   | 07/09/91 | 635.10           | 637.02        | 620.89        | 605.89        | 19.35                        | <b>2.63</b>                   | 21.98                      | 18.02                    | 617.08                 | No                                  |                       |
| MW-27   | 08/06/91 | 635.10           | 637.02        | 620.89        | 605.89        | 18.44                        | <b>2.60</b>                   | 21.04                      | 17.11                    | 617.99                 | No                                  |                       |
| MW-27   | 09/04/91 | 635.10           | 637.02        | 620.89        | 605.89        | 18.47                        | <b>2.47</b>                   | 20.94                      | 17.11                    | 617.99                 | No                                  |                       |
| MW-27   | 10/08/91 | 635.10           | 637.02        | 620.89        | 605.89        | 17.50                        | <b>3.00</b>                   | 20.50                      | 16.26                    | 618.84                 | No                                  |                       |
| MW-27   | 11/08/91 | 635.10           | 637.02        | 620.89        | 605.89        | 18.17                        | <b>2.50</b>                   | 20.67                      | 16.81                    | 618.29                 | No                                  |                       |
| MW-27   | 12/03/91 | 635.10           | 637.02        | 620.89        | 605.89        | 16.15                        | <b>4.15</b>                   | 20.30                      | 15.17                    | 619.93                 | No                                  |                       |
| MW-27   | 01/07/92 | 635.10           | 637.02        | 620.89        | 605.89        | 17.95                        | <b>2.40</b>                   | 20.35                      | 16.57                    | 618.53                 | No                                  |                       |
| MW-27   | 02/04/92 | 635.10           | 637.02        | 620.89        | 605.89        | 18.65                        | <b>2.27</b>                   | 20.92                      | 17.24                    | 617.86                 | No                                  |                       |
| MW-27   | 03/03/92 | 635.10           | 637.02        | 620.89        | 605.89        | 19.02                        | <b>2.48</b>                   | 21.50                      | 17.66                    | 617.44                 | No                                  |                       |



**Table 3**  
**Groundwater and LNAPL Gauging Data - Terminal**  
Former Amoco Terminal  
Superior, Wisconsin

| Well ID | Date     | Ground Elevation | TOC Elevation | TOS Elevation | BOS Elevation | Depth to Product (feet BTOC) | Free Product Thickness (feet) | Depth to Water (feet BTOC) | Corrected DTW (feet bgs) | Corrected GW Elevation | Screen Submerged Below Water Table? | Comments/Observations         |
|---------|----------|------------------|---------------|---------------|---------------|------------------------------|-------------------------------|----------------------------|--------------------------|------------------------|-------------------------------------|-------------------------------|
| MW-27   | 09/24/92 | 635.10           | 637.02        | 620.89        | 605.89        | 16.80                        | <b>3.55</b>                   | 20.35                      | 15.68                    | 619.42                 | No                                  |                               |
| MW-27   | 10/14/92 | 635.10           | 637.02        | 620.89        | 605.89        | 18.21                        | <b>2.41</b>                   | 20.62                      | 16.83                    | 618.27                 | No                                  |                               |
| MW-27   | 06/25/93 | 635.10           | 637.02        | 620.89        | 605.89        | 14.71                        | <b>4.95</b>                   | 19.66                      | 13.91                    | 621.19                 | Yes                                 |                               |
| MW-27   | 10/28/93 | 635.10           | 637.02        | 620.89        | 605.89        | 18.74                        | <b>2.14</b>                   | 20.88                      | 17.30                    | 617.80                 | No                                  |                               |
| MW-27   | 01/29/94 | 635.10           | 637.02        | 620.89        | 605.89        | 19.30                        | <b>2.61</b>                   | 21.91                      | 17.97                    | 617.13                 | No                                  |                               |
| MW-27   | 04/27/94 | 635.10           | 637.02        | 620.89        | 605.89        | 19.21                        | <b>2.23</b>                   | 21.44                      | 17.79                    | 617.31                 | No                                  |                               |
| MW-27   | 07/21/94 | 635.10           | 637.02        | 620.89        | 605.89        | 17.95                        | <b>2.09</b>                   | 20.04                      | 16.50                    | 618.60                 | No                                  |                               |
| MW-27   | 10/25/94 | 635.10           | 637.02        | 620.89        | 605.89        | 18.61                        | <b>1.81</b>                   | 20.42                      | 17.10                    | 618.00                 | No                                  |                               |
| MW-27   | 11/02/94 | 635.10           | 637.02        | 620.89        | 605.89        | 18.20                        | <b>2.50</b>                   | 20.70                      | 16.84                    | 618.26                 | No                                  |                               |
| MW-27   | 02/01/95 | 635.10           | 637.02        | 620.89        | 605.89        | 20.24                        | <b>4.16</b>                   | 24.40                      | 19.26                    | 615.84                 | No                                  |                               |
| MW-27   | 04/04/95 | 635.10           | 637.02        | 620.89        | 605.89        | 20.17                        | <b>2.90</b>                   | 23.07                      | 18.91                    | 616.19                 | No                                  |                               |
| MW-27   | 07/12/95 | 635.10           | 637.02        | 620.89        | 605.89        | 19.43                        | <b>1.23</b>                   | 20.66                      | 17.79                    | 617.31                 | No                                  |                               |
| MW-27   | 11/14/95 | 635.10           | 637.02        | 620.89        | 605.89        | 18.10                        | <b>1.22</b>                   | 19.32                      | 16.46                    | 618.64                 | No                                  |                               |
| MW-27   | 03/13/96 | 635.10           | 637.02        | 620.89        | 605.89        | 19.75                        | <b>2.90</b>                   | 22.65                      | 18.49                    | 616.61                 | No                                  |                               |
| MW-27   | 10/08/96 | 635.10           | 637.02        | 620.89        | 605.89        | 16.92                        | <b>2.36</b>                   | 19.28                      | 15.53                    | 619.57                 | No                                  |                               |
| MW-27   | 04/29/97 | 635.10           | 637.02        | 620.89        | 605.89        | 15.80                        | <b>3.20</b>                   | 19.00                      | 14.60                    | 620.50                 | No                                  |                               |
| MW-27   | 06/10/97 | 635.10           | 637.02        | 620.89        | 605.89        | 17.55                        | <b>1.60</b>                   | 19.15                      | 15.99                    | 619.11                 | No                                  | FP bailed 5/22/97             |
| MW-27   | 11/03/98 | 635.10           | 637.02        | 620.89        | 605.89        | 20.18                        | <b>3.33</b>                   | 23.51                      | 19.01                    | 616.09                 | No                                  |                               |
| MW-27   | 03/02/99 | 635.10           | 637.02        | 620.89        | 605.89        | 20.88                        | <b>1.62</b>                   | 22.50                      | 19.33                    | 615.77                 | No                                  |                               |
| MW-27   | 10/07/99 | 635.10           | 637.02        | 620.89        | 605.89        | 16.78                        | <b>3.14</b>                   | 19.92                      | 15.57                    | 619.53                 | No                                  |                               |
| MW-27   | 11/09/99 | 635.10           | 637.02        | 620.89        | 605.89        | 16.55                        | <b>2.50</b>                   | 19.05                      | 15.19                    | 619.91                 | No                                  | bailed 1.5 gal. FP            |
| MW-27   | 12/21/99 | 635.10           | 637.02        | 620.89        | 605.89        | 18.70                        | <b>0.58</b>                   | 19.28                      | 16.91                    | 618.19                 | No                                  | bailed 0.25 gal. FP           |
| MW-27   | 01/27/00 | 635.10           | 637.02        | 620.89        | 605.89        | 19.88                        | <b>2.12</b>                   | 22.00                      | 18.44                    | 616.66                 | No                                  | bailed 0.3 gal. FP            |
| MW-27   | 02/24/00 | 635.10           | 637.02        | 620.89        | 605.89        | 19.94                        | <b>1.93</b>                   | 21.87                      | 18.46                    | 616.64                 | No                                  | bailed 1 gal. FP              |
| MW-27   | 03/31/00 | 635.10           | 637.02        | 620.89        | 605.89        | 19.63                        | <b>3.27</b>                   | 22.90                      | 18.45                    | 616.65                 | No                                  | bailed 2.5 gal. FP            |
| MW-27   | 04/20/00 | 635.10           | 637.02        | 620.89        | 605.89        | 19.65                        | <b>1.12</b>                   | 20.77                      | 17.98                    | 617.12                 | No                                  | bailed 0.25 gal. FP           |
| MW-27   | 04/26/00 | 635.10           | 637.02        | 620.89        | 605.89        | 19.57                        | <b>0.96</b>                   | 20.53                      | 17.87                    | 617.23                 | No                                  | bailed 1 gal. FP              |
| MW-27   | 05/31/00 | 635.10           | 637.02        | 620.89        | 605.89        | 19.63                        | <b>0.45</b>                   | 20.08                      | 17.81                    | 617.29                 | No                                  | bailed 0.125 gal. FP          |
| MW-27   | 06/29/00 | 635.10           | 637.02        | 620.89        | 605.89        | 19.54                        | <b>0.65</b>                   | 20.19                      | 17.77                    | 617.33                 | No                                  | bailed 0.25 gal. FP           |
| MW-27   | 07/26/00 | 635.10           | 637.02        | 620.89        | 605.89        | 19.61                        | <b>0.07</b>                   | 19.68                      | 17.71                    | 617.39                 | No                                  |                               |
| MW-27   | 08/18/00 | 635.10           | 637.02        | 620.89        | 605.89        | 19.55                        | <b>4.65</b>                   | 24.20                      | 18.68                    | 616.42                 | No                                  | bailed 1.5 gal. FP            |
| MW-27   | 09/27/00 | 635.10           | 637.02        | 620.89        | 605.89        | 20.10                        | <b>2.37</b>                   | 22.47                      | 18.72                    | 616.38                 | No                                  | bailed 1 gal. FP              |
| MW-27   | 10/11/00 | 635.10           | 637.02        | 620.89        | 605.89        | 19.93                        | <b>2.76</b>                   | 22.69                      | 18.63                    | 616.47                 | No                                  | bailed 3 gal. FP              |
| MW-27   | 11/17/00 | 635.10           | 637.02        | 620.89        | 605.89        | 20.07                        | <b>2.92</b>                   | 22.99                      | 18.81                    | 616.29                 | No                                  | bailed 3 gal. FP              |
| MW-27   | 12/12/00 | 635.10           | 637.02        | 620.89        | 605.89        | 19.92                        | <b>1.14</b>                   | 21.06                      | 18.26                    | 616.84                 | No                                  | bailed 2 gal. FP              |
| MW-27   | 01/18/01 | 635.10           | 637.02        | 620.89        | 605.89        | 20.51                        | <b>1.26</b>                   | 21.77                      | 18.87                    | 616.23                 | No                                  | bailed 2 gal. FP              |
| MW-27   | 04/24/01 | 635.10           | 637.02        | 620.89        | 605.89        | 19.98                        | <b>2.19</b>                   | 22.17                      | 18.55                    | 616.55                 | No                                  | product abated using vactruck |
| MW-27   | 05/23/01 | 635.10           | 637.02        | 620.89        | 605.89        | 19.47                        | <b>0.02</b>                   | 19.49                      | 17.55                    | 617.55                 | No                                  | no product bailed             |

**Table 3**  
**Groundwater and LNAPL Gauging Data - Terminal**  
Former Amoco Terminal  
Superior, Wisconsin

| Well ID | Date     | Ground Elevation | TOC Elevation | TOS Elevation | BOS Elevation | Depth to Product (feet BTOC) | Free Product Thickness (feet) | Depth to Water (feet BTOC) | Corrected DTW (feet bgs) | Corrected GW Elevation | Screen Submerged Below Water Table? | Comments/Observations |
|---------|----------|------------------|---------------|---------------|---------------|------------------------------|-------------------------------|----------------------------|--------------------------|------------------------|-------------------------------------|-----------------------|
| MW-27   | 06/19/01 | 635.10           | 637.02        | 620.89        | 605.89        | 19.91                        | <b>0.10</b>                   | 20.01                      | 18.01                    | 617.09                 | No                                  | TPC = TOC + 0.61 feet |
| MW-27   | 07/26/01 | 635.10           | 637.02        | 620.89        | 605.89        | 19.82                        | <b>0.51</b>                   | 20.33                      | 18.02                    | 617.08                 | No                                  |                       |
| MW-27   | 08/31/01 | 635.10           | 637.02        | 620.89        | 605.89        | 20.02                        | <b>1.41</b>                   | 21.43                      | 18.42                    | 616.68                 | No                                  |                       |
| MW-27   | 09/26/01 | 635.10           | 637.02        | 620.89        | 605.89        | 20.10                        | <b>1.88</b>                   | 21.98                      | 18.60                    | 616.50                 | No                                  |                       |
| MW-27   | 10/24/01 | 635.10           | 637.02        | 620.89        | 605.89        | 20.08                        | <b>2.60</b>                   | 22.68                      | 18.75                    | 616.35                 | No                                  |                       |
| MW-27   | 12/20/01 | 635.10           | 637.02        | 620.89        | 605.89        | 21.13                        | <b>2.68</b>                   | 23.81                      | 19.82                    | 615.28                 | No                                  |                       |
| MW-27   | 01/22/02 | 635.10           | 637.02        | 620.89        | 605.89        | 20.78                        | <b>2.99</b>                   | 23.77                      | 19.54                    | 615.56                 | No                                  |                       |
| MW-27   | 02/26/02 | 635.10           | 637.02        | 620.89        | 605.89        | 20.92                        | <b>3.35</b>                   | 24.27                      | 19.76                    | 615.34                 | No                                  |                       |
| MW-27   | 03/20/02 | 635.10           | 637.02        | 620.89        | 605.89        | 21.09                        | <b>3.31</b>                   | 24.40                      | 19.92                    | 615.18                 | No                                  |                       |
| MW-27   | 04/24/02 | 635.10           | 637.02        | 620.89        | 605.89        | 20.29                        | <b>3.77</b>                   | 24.06                      | 19.22                    | 615.88                 | No                                  |                       |
| MW-27   | 05/15/02 | 635.10           | 637.02        | 620.89        | 605.89        | 19.98                        | <b>3.19</b>                   | 23.17                      | 18.78                    | 616.32                 | No                                  |                       |
| MW-27   | 06/27/02 | 635.10           | 637.02        | 620.89        | 605.89        | 20.17                        | <b>2.67</b>                   | 22.84                      | 18.85                    | 616.25                 | No                                  |                       |
| MW-27   | 07/25/02 | 635.10           | 637.02        | 620.89        | 605.89        | 20.08                        | <b>2.22</b>                   | 22.30                      | 18.66                    | 616.44                 | No                                  |                       |
| MW-27   | 08/20/02 | 635.10           | 637.02        | 620.89        | 605.89        | 19.97                        | <b>1.89</b>                   | 21.86                      | 18.48                    | 616.62                 | No                                  |                       |
| MW-27   | 09/30/02 | 635.10           | 637.02        | 620.89        | 605.89        | 19.70                        | <b>0.65</b>                   | 20.35                      | 17.93                    | 617.17                 | No                                  |                       |
| MW-27   | 11/05/02 | 635.10           | 637.02        | 620.89        | 605.89        | 19.57                        | <b>0.06</b>                   | 19.63                      | 17.66                    | 617.44                 | No                                  |                       |
| MW-27   | 12/23/02 | 635.10           | 637.02        | 620.89        | 605.89        | 20.33                        | <b>1.06</b>                   | 21.39                      | 18.65                    | 616.45                 | No                                  |                       |
| MW-27   | 01/28/03 | 635.10           | 637.02        | 620.89        | 605.89        | 20.86                        | <b>1.60</b>                   | 22.46                      | 19.30                    | 615.80                 | No                                  |                       |
| MW-27   | 02/19/03 | 635.10           | 637.02        | 620.89        | 605.89        | 20.89                        | <b>2.54</b>                   | 23.43                      | 19.54                    | 615.56                 | No                                  |                       |
| MW-27   | 04/17/03 | 635.10           | 637.02        | 620.89        | 605.89        | 21.29                        | <b>3.33</b>                   | 24.62                      | 20.12                    | 614.98                 | No                                  |                       |
| MW-27   | 05/15/03 | 635.10           | 637.02        | 620.89        | 605.89        | 21.36                        | <b>3.46</b>                   | 24.82                      | 20.22                    | 614.88                 | No                                  |                       |
| MW-27   | 06/10/03 | 635.10           | 637.02        | 620.89        | 605.89        | 21.30                        | <b>2.66</b>                   | 23.96                      | 19.98                    | 615.12                 | No                                  |                       |
| MW-27   | 10/23/03 | 635.10           | 637.02        | 620.89        | 605.89        | 21.35                        | <b>3.01</b>                   | 24.36                      | 20.11                    | 614.99                 | No                                  |                       |
| MW-27   | 12/03/03 | 635.10           | 637.02        | 620.89        | 605.89        | 21.44                        | <b>3.26</b>                   | 24.70                      | 20.26                    | 614.84                 | No                                  |                       |
| MW-27   | 04/19/04 | 635.10           | 636.93        | 620.89        | 605.89        | 22.02                        | <b>3.94</b>                   | 25.96                      | 21.08                    | 614.02                 | No                                  |                       |
| MW-27   | 07/28/04 | 635.10           | 636.93        | 620.89        | 605.89        | 21.16                        | <b>2.08</b>                   | 23.24                      | 19.80                    | 615.30                 | No                                  |                       |
| MW-27   | 11/16/04 | 635.10           | 636.93        | 620.89        | 605.89        | 20.99                        | <b>1.23</b>                   | 22.22                      | 19.44                    | 615.66                 | No                                  |                       |
| MW-27   | 04/18/05 | 635.10           | 636.93        | 620.89        | 605.89        | 20.82                        | <b>2.17</b>                   | 22.99                      | 19.48                    | 615.62                 | No                                  |                       |
| MW-27   | 09/09/05 | 635.10           | 636.93        | 620.89        | 605.89        | 20.37                        | <b>1.70</b>                   | 22.07                      | 18.92                    | 616.18                 | No                                  |                       |
| MW-27   | 10/11/05 | 635.10           | 636.93        | 620.89        | 605.89        | 20.11                        | <b>1.06</b>                   | 21.17                      | 18.52                    | 616.58                 | No                                  |                       |
| MW-27   | 05/23/06 | 635.10           | 636.93        | 620.89        | 605.89        | 19.36                        | <b>1.22</b>                   | 20.58                      | 17.81                    | 617.29                 | No                                  |                       |
| MW-27   | 10/16/06 | 635.10           | 636.93        | 620.89        | 605.89        | 20.58                        | <b>2.37</b>                   | 22.95                      | 19.29                    | 615.81                 | No                                  |                       |
| MW-27   | 04/23/07 | 635.10           | 636.93        | 620.89        | 605.89        | 21.45                        | <b>3.45</b>                   | 24.90                      | 20.40                    | 614.70                 | No                                  |                       |
| MW-27   | 09/25/07 | 635.10           | 637.67        | 620.89        | 605.89        | 21.63                        | <b>3.59</b>                   | 25.22                      | 19.87                    | 615.23                 | No                                  |                       |
| MW-27   | 05/01/08 | 635.10           | 637.67        | 620.89        | 605.89        | 20.78                        | <b>1.43</b>                   | 22.21                      | 18.53                    | 616.57                 | No                                  |                       |
| MW-27   | 10/20/08 | 635.10           | 637.67        | 620.89        | 605.89        | 19.19                        | <b>0.78</b>                   | 19.97                      | 16.80                    | 618.30                 | No                                  |                       |
| MW-27   | 04/18/09 | 635.10           | 637.67        | 620.89        | 605.89        | 19.23                        | <b>1.83</b>                   | 21.06                      | 17.07                    | 618.03                 | No                                  |                       |
| MW-27   | 08/04/09 | 635.10           | 637.67        | 620.89        | 605.89        | 20.68                        | <b>1.66</b>                   | 22.34                      | 18.48                    | 616.62                 | No                                  |                       |

**Table 3**  
**Groundwater and LNAPL Gauging Data - Terminal**  
Former Amoco Terminal  
Superior, Wisconsin

| Well ID | Date     | Ground Elevation | TOC Elevation | TOS Elevation | BOS Elevation | Depth to Product (feet BTOC) | Free Product Thickness (feet) | Depth to Water (feet BTOC) | Corrected DTW (feet bgs) | Corrected GW Elevation | Screen Submerged Below Water Table? | Comments/Observations      |
|---------|----------|------------------|---------------|---------------|---------------|------------------------------|-------------------------------|----------------------------|--------------------------|------------------------|-------------------------------------|----------------------------|
| MW-27   | 08/05/09 | 635.10           | 637.67        | 620.89        | 605.89        | 21.10                        | 1.25                          | 22.35                      | 18.81                    | 616.29                 | No                                  |                            |
| MW-27   | 08/13/09 | 635.10           | 637.67        | 620.89        | 605.89        | 20.90                        | 0.58                          | 21.48                      | 18.46                    | 616.64                 | No                                  |                            |
| MW-27   | 08/18/09 | 635.10           | 637.67        | 620.89        | 605.89        | 20.53                        | 0.79                          | 21.32                      | 18.14                    | 616.96                 | No                                  |                            |
| MW-27   | 08/26/09 | 635.10           | 637.67        | 620.89        | 605.89        | 20.56                        | 0.66                          | 21.22                      | 18.14                    | 616.96                 | No                                  |                            |
| MW-27   | 09/03/09 | 635.10           | 637.67        | 620.89        | 605.89        | 20.28                        | 0.70                          | 20.98                      | 17.87                    | 617.23                 | No                                  |                            |
| MW-27   | 09/08/09 | 635.10           | 637.67        | 620.89        | 605.89        | 20.24                        | 0.69                          | 20.93                      | 17.83                    | 617.27                 | No                                  |                            |
| MW-27   | 09/14/09 | 635.10           | 637.67        | 620.89        | 605.89        | 20.30                        | 0.96                          | 21.26                      | 17.95                    | 617.15                 | No                                  |                            |
| MW-27   | 10/11/09 | 635.10           | 637.67        | 620.89        | 605.89        | 20.71                        | 1.03                          | 21.74                      | 18.37                    | 616.73                 | No                                  |                            |
| MW-27   | 10/15/09 | 635.10           | 637.67        | 620.89        | 605.89        | 20.71                        | 1.03                          | 21.74                      | 18.37                    | 616.73                 | No                                  |                            |
| MW-27   | 04/28/10 | 635.10           | 637.67        | 620.89        | 605.89        | 20.73                        | 1.89                          | 22.62                      | 18.59                    | 616.51                 | No                                  |                            |
| MW-27   | 10/25/10 | 635.10           | 637.67        | 620.89        | 605.89        | 18.70                        | 1.14                          | 19.84                      | 16.39                    | 618.71                 | No                                  |                            |
| MW-27   | 04/25/11 | 635.10           | 637.67        | 620.89        | 605.89        | 20.03                        | 0.79                          | 20.82                      | 17.64                    | 617.46                 | No                                  |                            |
| MW-27   | 08/04/11 | 635.10           | 637.67        | 620.89        | 605.89        | 18.21                        | 1.22                          | 19.43                      | 15.92                    | 619.18                 | No                                  |                            |
| MW-27   | 09/15/11 | 635.10           | 637.67        | 620.89        | 605.89        | 19.41                        | 0.32                          | 19.73                      | 16.91                    | 618.19                 | No                                  |                            |
| MW-27   | 09/23/11 | 635.10           | 637.67        | 620.89        | 605.89        | 19.55                        | 0.13                          | 19.68                      | 17.01                    | 618.09                 | No                                  |                            |
| MW-27   | 09/29/11 | 635.10           | 637.67        | 620.89        | 605.89        | 19.45                        | 0.50                          | 19.95                      | 16.99                    | 618.11                 | No                                  |                            |
| MW-27   | 10/07/11 | 635.10           | 637.67        | 620.89        | 605.89        | 19.52                        | 0.42                          | 19.94                      | 17.04                    | 618.06                 | No                                  |                            |
| MW-27   | 10/10/11 | 635.10           | 637.67        | 620.89        | 605.89        | 19.70                        | 0.39                          | 20.09                      | 17.22                    | 617.88                 | No                                  |                            |
| MW-27   | 10/21/11 | 635.10           | 637.67        | 620.89        | 605.89        | 19.96                        | 0.32                          | 20.28                      | 17.46                    | 617.64                 | No                                  |                            |
| MW-27   | 10/27/11 | 635.10           | 637.67        | 620.89        | 605.89        | 20.09                        | 0.29                          | 20.38                      | 17.59                    | 617.51                 | No                                  |                            |
| MW-27   | 11/04/11 | 635.10           | 637.67        | 620.89        | 605.89        | 20.27                        | 0.37                          | 20.64                      | 17.78                    | 617.32                 | No                                  |                            |
| MW-27   | 11/09/11 | 635.10           | 637.67        | 620.89        | 605.89        | 20.20                        | 0.24                          | 20.44                      | 17.68                    | 617.42                 | No                                  |                            |
| MW-27   | 11/18/11 | 635.10           | 637.67        | 620.89        | 605.89        | 20.33                        | 0.35                          | 20.68                      | 17.84                    | 617.26                 | No                                  |                            |
| MW-27   | 11/22/11 | 635.10           | 637.67        | 620.89        | 605.89        | 20.43                        | 0.50                          | 20.93                      | 17.97                    | 617.13                 | No                                  |                            |
| MW-27   | 12/01/11 | 635.10           | 637.67        | 620.89        | 605.89        | 20.73                        | 0.98                          | 21.71                      | 18.38                    | 616.72                 | No                                  |                            |
| MW-27   | 01/04/12 | 635.10           | 637.67        | 620.89        | 605.89        | 20.93                        | 2.61                          | 23.54                      | 18.95                    | 616.15                 | No                                  |                            |
| MW-27   | 02/16/12 | 635.10           | 637.67        | 620.89        | 605.89        | 21.31                        | 2.35                          | 23.66                      | 19.27                    | 615.83                 | No                                  |                            |
| MW-27   | 03/13/12 | 635.10           | 637.67        | 620.89        | 605.89        | 21.46                        | 2.73                          | 24.19                      | 19.51                    | 615.59                 | No                                  |                            |
| MW-27   | 04/03/12 | 635.10           | 637.67        | 620.89        | 605.89        | 21.58                        | 2.84                          | 24.42                      | 19.65                    | 615.45                 | No                                  | Spill Buddy Before Reading |
| MW-27   | 04/03/12 | 635.10           | 637.67        | 620.89        | 605.89        | 22.20                        | 0.65                          | 22.85                      | 19.78                    | 615.32                 | No                                  | Spill Buddy After Reading  |
| MW-27   | 04/16/12 | 635.10           | 637.67        | 620.89        | 605.89        | 21.33                        | 3.01                          | 24.34                      | 19.44                    | 615.66                 | No                                  |                            |
| MW-27   | 06/18/12 | 635.10           | 637.67        | 620.89        | 605.89        | 20.13                        | 0.69                          | 20.82                      | 17.72                    | 617.38                 | No                                  |                            |
| MW-27   | 06/26/12 | 635.10           | 637.67        | 620.89        | 605.89        | 19.28                        | 0.70                          | 19.98                      | 16.87                    | 618.23                 | No                                  |                            |
| MW-27   | 07/12/12 | 635.10           | 637.67        | 620.89        | 605.89        | 19.57                        | 0.82                          | 20.39                      | 17.19                    | 617.91                 | No                                  |                            |
| MW-27   | 07/24/12 | 635.10           | 637.67        | 620.89        | 605.89        | 19.93                        | 0.65                          | 20.58                      | 17.51                    | 617.59                 | No                                  |                            |
| MW-27   | 08/09/12 | 635.10           | 637.67        | 620.89        | 605.89        | 20.04                        | 0.71                          | 20.75                      | 17.63                    | 617.47                 | No                                  | Spill Buddy Before Reading |
| MW-27   | 08/09/12 | 635.10           | 637.67        | 620.89        | 605.89        | 20.29                        | 0.11                          | 20.40                      | 17.74                    | 617.36                 | No                                  | Spill Buddy After Reading  |
| MW-27   | 08/17/12 | 635.10           | 637.67        | 620.89        | 605.89        | 20.21                        | 0.69                          | 20.90                      | 17.80                    | 617.30                 | No                                  |                            |

**Table 3**  
**Groundwater and LNAPL Gauging Data - Terminal**  
Former Amoco Terminal  
Superior, Wisconsin

| Well ID | Date     | Ground Elevation | TOC Elevation | TOS Elevation | BOS Elevation | Depth to Product (feet BTOC) | Free Product Thickness (feet) | Depth to Water (feet BTOC) | Corrected DTW (feet bgs) | Corrected GW Elevation | Screen Submerged Below Water Table? | Comments/Observations      |
|---------|----------|------------------|---------------|---------------|---------------|------------------------------|-------------------------------|----------------------------|--------------------------|------------------------|-------------------------------------|----------------------------|
| MW-27   | 09/17/12 | 635.10           | 637.67        | 620.89        | 605.89        | 20.57                        | 1.01                          | 21.58                      | 18.23                    | 616.87                 | No                                  |                            |
| MW-27   | 09/18/12 | 635.10           | 637.67        | 620.89        | 605.89        | 20.54                        | 1.01                          | 21.55                      | 18.20                    | 616.90                 | No                                  | Spill Buddy Before Reading |
| MW-27   | 09/18/12 | 635.10           | 637.67        | 620.89        | 605.89        | 20.79                        | 0.06                          | 20.85                      | 18.23                    | 616.87                 | No                                  | Spill Buddy After Reading  |
| MW-27   | 09/20/12 | 635.10           | 637.67        | 620.89        | 605.89        | 20.62                        | 1.06                          | 21.68                      | 18.29                    | 616.81                 | No                                  |                            |
| MW-27   | 09/30/12 | 635.10           | 637.67        | 620.89        | 605.89        | 20.75                        | 1.13                          | 21.88                      | 18.44                    | 616.66                 | No                                  |                            |
| MW-27   | 10/22/12 | 635.10           | 637.67        | 620.89        | 605.89        | 21.13                        | 1.29                          | 22.42                      | 18.85                    | 616.25                 | No                                  |                            |
| MW-27   | 11/21/12 | 635.10           | 637.67        | 620.89        | 605.89        | 21.15                        | 2.09                          | 23.24                      | 19.05                    | 616.05                 | No                                  |                            |
| MW-27   | 12/17/12 | 635.10           | 637.67        | 620.89        | 605.89        | 21.30                        | 2.63                          | 23.93                      | 19.32                    | 615.78                 | No                                  |                            |
| MW-27   | 12/20/12 | 635.10           | 637.67        | 620.89        | 605.89        | 21.30                        | 2.72                          | 24.02                      | 19.34                    | 615.76                 | No                                  |                            |
| MW-27   | 03/25/13 | 635.10           | 637.67        | 620.89        | 605.89        | 21.30                        | 4.24                          | 25.54                      | 19.69                    | 615.41                 | No                                  |                            |
| MW-27   | 05/05/13 | 635.10           | 637.67        | 620.89        | 605.89        | 21.81                        | 3.34                          | 25.15                      | 19.99                    | 615.11                 | No                                  |                            |
| MW-27   | 10/03/13 | 635.10           | 637.67        | 620.89        | 605.89        | 21.37                        | 1.82                          | 23.19                      | 19.21                    | 615.89                 | No                                  |                            |
| MW-27   | 05/22/14 | 635.10           | 637.67        | 620.89        | 605.89        | 20.41                        | 0.44                          | 20.85                      | 17.94                    | 617.16                 | No                                  |                            |
| MW-27   | 10/31/14 | 635.10           | 637.67        | 620.89        | 605.89        | 19.65                        | 0.31                          | 19.96                      | 17.15                    | 617.95                 | No                                  |                            |
| MW-27   | 05/06/15 | 635.10           | 637.67        | 620.89        | 605.89        | 21.07                        | 2.19                          | 23.26                      | 18.99                    | 616.11                 | No                                  |                            |
| MW-27   | 07/10/15 | 635.10           | 637.67        | 620.89        | 605.89        | 20.33                        | 0.63                          | 20.96                      | 17.90                    | 617.20                 | No                                  |                            |
| MW-27   | 10/05/15 | 635.10           | 637.67        | 620.89        | 605.89        | 19.82                        | 0.28                          | 20.10                      | 17.31                    | 617.79                 | No                                  |                            |
| MW-27   | 05/23/16 | 635.10           | 637.67        | 620.89        | 605.89        | 16.52                        | 3.08                          | 19.60                      | 14.65                    | 620.45                 | No                                  |                            |
| MW-27   | 10/03/16 | 635.10           | 637.67        | 620.89        | 605.89        | 18.31                        | 1.65                          | 19.96                      | 16.11                    | 618.99                 | No                                  |                            |
| MW-27   | 06/14/17 | 635.10           | 637.67        | 620.89        | 605.89        | 16.70                        | 3.06                          | 19.76                      | 14.82                    | 620.28                 | No                                  |                            |
| MW-27   | 06/21/17 | 635.10           | 637.67        | 620.89        | 605.89        | 17.35                        | 2.34                          | 19.69                      | 15.31                    | 619.79                 | No                                  |                            |
| MW-27   | 06/22/17 | 635.10           | 637.67        | 620.89        | 605.89        | 17.13                        | 2.57                          | 19.70                      | 15.14                    | 619.96                 | No                                  |                            |
| MW-27   | 06/23/17 | 635.10           | 637.67        | 620.89        | 605.89        | 17.25                        | 2.50                          | 19.75                      | 15.24                    | 619.86                 | No                                  |                            |
| MW-27   | 10/26/17 | 635.10           | 637.67        | 620.89        | 605.89        | 14.56                        | 5.34                          | 19.90                      | 13.20                    | 621.90                 | Yes                                 |                            |
| MW-27   | 05/15/18 | 635.10           | 637.67        | 620.89        | 605.89        | 20.45                        | 0.81                          | 21.26                      | 18.06                    | 617.04                 | No                                  |                            |
| MW-27   | 05/23/18 | 635.10           | 637.67        | 620.89        | 605.89        | 20.35                        | 0.80                          | 21.15                      | 17.96                    | 617.14                 | No                                  |                            |
| MW-27   | 05/02/19 | 635.10           | 637.67        | 620.89        | 605.89        | 19.85                        | 0.67                          | 20.52                      | 17.43                    | 617.67                 | No                                  |                            |
| MW-27   | 07/16/19 | 635.10           | 637.67        | 620.89        | 605.89        | 18.14                        | 1.62                          | 19.76                      | 15.94                    | 619.16                 | No                                  |                            |
| MW-27   | 05/26/20 | 635.10           | 637.67        | 620.89        | 605.89        | 16.95                        | 2.94                          | 19.89                      | 15.04                    | 620.06                 | No                                  |                            |
| MW-27   | 05/24/21 | 635.10           | 637.67        | 620.89        | 605.89        | 19.28                        | 0.78                          | 20.06                      | 16.89                    | 618.21                 | No                                  |                            |
| MW-28   | 06/30/89 | 635.70           | 638.14        | 624.08        | 609.08        | NP                           | 0.00                          | 21.10                      | 18.66                    | 617.04                 | No                                  |                            |
| MW-28   | 07/12/89 | 635.70           | 638.14        | 624.08        | 609.08        | NP                           | 0.00                          | 21.59                      | 19.15                    | 616.55                 | No                                  |                            |
| MW-28   | 07/26/89 | 635.70           | 638.14        | 624.08        | 609.08        | NP                           | 0.00                          | 21.73                      | 19.29                    | 616.41                 | No                                  |                            |
| MW-28   | 07/27/89 | 635.70           | 638.14        | 624.08        | 609.08        | NP                           | 0.00                          | 21.84                      | 19.40                    | 616.30                 | No                                  |                            |
| MW-28   | 09/03/89 | 635.70           | 638.14        | 624.08        | 609.08        | NP                           | 0.00                          | 21.95                      | 19.51                    | 616.19                 | No                                  |                            |
| MW-28   | 11/16/89 | 635.70           | 638.14        | 624.08        | 609.08        | NP                           | 0.00                          | 22.11                      | 19.67                    | 616.03                 | No                                  |                            |
| MW-28   | 11/29/89 | 635.70           | 638.14        | 624.08        | 609.08        | NP                           | 0.00                          | 22.39                      | 19.95                    | 615.75                 | No                                  |                            |

**Table 3**  
**Groundwater and LNAPL Gauging Data - Terminal**  
Former Amoco Terminal  
Superior, Wisconsin

| Well ID | Date     | Ground Elevation | TOC Elevation | TOS Elevation | BOS Elevation | Depth to Product (feet BTOC) | Free Product Thickness (feet) | Depth to Water (feet BTOC) | Corrected DTW (feet bgs) | Corrected GW Elevation | Screen Submerged Below Water Table? | Comments/Observations |
|---------|----------|------------------|---------------|---------------|---------------|------------------------------|-------------------------------|----------------------------|--------------------------|------------------------|-------------------------------------|-----------------------|
| MW-28   | 06/19/90 | 635.70           | 638.14        | 624.08        | 609.08        | NP                           | 0.00                          | 22.01                      | 19.57                    | 616.13                 | No                                  |                       |
| MW-28   | 06/27/90 | 635.70           | 638.14        | 624.08        | 609.08        | NP                           | 0.00                          | 22.07                      | 19.63                    | 616.07                 | No                                  |                       |
| MW-28   | 07/05/90 | 635.70           | 638.14        | 624.08        | 609.08        | NP                           | 0.00                          | 22.45                      | 20.01                    | 615.69                 | No                                  |                       |
| MW-28   | 07/13/90 | 635.70           | 638.14        | 624.08        | 609.08        | NP                           | 0.00                          | 22.45                      | 20.01                    | 615.69                 | No                                  |                       |
| MW-28   | 07/17/90 | 635.70           | 638.14        | 624.08        | 609.08        | NP                           | 0.00                          | 22.16                      | 19.72                    | 615.98                 | No                                  |                       |
| MW-28   | 07/25/90 | 635.70           | 638.14        | 624.08        | 609.08        | NP                           | 0.00                          | 22.48                      | 20.04                    | 615.66                 | No                                  |                       |
| MW-28   | 09/06/90 | 635.70           | 638.14        | 624.08        | 609.08        | NP                           | 0.00                          | 21.83                      | 19.39                    | 616.31                 | No                                  |                       |
| MW-28   | 01/04/91 | 635.70           | 638.14        | 624.08        | 609.08        | NP                           | 0.00                          | 21.71                      | 19.27                    | 616.43                 | No                                  |                       |
| MW-28   | 07/09/91 | 635.70           | 638.14        | 624.08        | 609.08        | NP                           | 0.00                          | 18.84                      | 16.40                    | 619.30                 | No                                  |                       |
| MW-28   | 10/08/91 | 635.70           | 638.14        | 624.08        | 609.08        | NP                           | 0.00                          | 17.71                      | 15.27                    | 620.43                 | No                                  |                       |
| MW-28   | 01/07/92 | 635.70           | 638.14        | 624.08        | 609.08        | NP                           | 0.00                          | 18.77                      | 16.33                    | 619.37                 | No                                  |                       |
| MW-28   | 10/14/92 | 635.70           | 638.14        | 624.08        | 609.08        | NP                           | 0.00                          | 18.48                      | 16.04                    | 619.66                 | No                                  |                       |
| MW-28   | 06/25/93 | 635.70           | 638.14        | 624.08        | 609.08        | NP                           | 0.00                          | 15.49                      | 13.05                    | 622.65                 | No                                  |                       |
| MW-28   | 10/28/93 | 635.70           | 638.14        | 624.08        | 609.08        | NP                           | 0.00                          | 19.10                      | 16.66                    | 619.04                 | No                                  |                       |
| MW-28   | 01/29/94 | 635.70           | 638.14        | 624.08        | 609.08        | NP                           | 0.00                          | 20.59                      | 18.15                    | 617.55                 | No                                  |                       |
| MW-28   | 04/27/94 | 635.70           | 638.14        | 624.08        | 609.08        | NP                           | 0.00                          | 19.67                      | 17.23                    | 618.47                 | No                                  |                       |
| MW-28   | 07/21/94 | 635.70           | 638.14        | 624.08        | 609.08        | NP                           | 0.00                          | 18.64                      | 16.20                    | 619.50                 | No                                  |                       |
| MW-28   | 10/25/94 | 635.70           | 638.14        | 624.08        | 609.08        | NP                           | 0.00                          | 19.04                      | 16.60                    | 619.10                 | No                                  |                       |
| MW-28   | 10/27/94 | 635.70           | 638.14        | 624.08        | 609.08        | NP                           | 0.00                          | 18.35                      | 15.91                    | 619.79                 | No                                  |                       |
| MW-28   | 02/01/95 | 635.70           | 638.14        | 624.08        | 609.08        | NP                           | 0.00                          | 20.96                      | 18.52                    | 617.18                 | No                                  |                       |
| MW-28   | 04/04/95 | 635.70           | 638.14        | 624.08        | 609.08        | NP                           | 0.00                          | 21.51                      | 19.07                    | 616.63                 | No                                  |                       |
| MW-28   | 07/12/95 | 635.70           | 638.14        | 624.08        | 609.08        | NP                           | 0.00                          | 19.98                      | 17.54                    | 618.16                 | No                                  |                       |
| MW-28   | 11/13/95 | 635.70           | 638.14        | 624.08        | 609.08        | NP                           | 0.00                          | 18.52                      | 16.08                    | 619.62                 | No                                  |                       |
| MW-28   | 03/13/96 | 635.70           | 638.14        | 624.08        | 609.08        | NP                           | 0.00                          | 21.11                      | 18.67                    | 617.03                 | No                                  |                       |
| MW-28   | 04/22/96 | 635.70           | 638.14        | 624.08        | 609.08        | NP                           | 0.00                          | 19.07                      | 16.63                    | 619.07                 | No                                  |                       |
| MW-28   | 10/08/96 | 635.70           | 638.14        | 624.08        | 609.08        | NP                           | 0.00                          | 17.82                      | 15.38                    | 620.32                 | No                                  |                       |
| MW-28   | 04/29/97 | 635.70           | 638.14        | 624.08        | 609.08        | NP                           | 0.00                          | 13.65                      | 11.21                    | 624.49                 | Yes                                 |                       |
| MW-28   | 11/03/98 | 635.70           | 638.14        | 624.08        | 609.08        | NP                           | 0.00                          | 21.02                      | 18.58                    | 617.12                 | No                                  |                       |
| MW-28   | 03/02/99 | 635.70           | 638.14        | 624.08        | 609.08        | NP                           | 0.00                          | 21.60                      | 19.16                    | 616.54                 | No                                  |                       |
| MW-28   | 04/26/00 | 635.70           | 638.14        | 624.08        | 609.08        | NP                           | 0.00                          | 20.17                      | 17.73                    | 617.97                 | No                                  |                       |
| MW-28   | 10/10/00 | 635.70           | 638.14        | 624.08        | 609.08        | NP                           | 0.00                          | 21.12                      | 18.68                    | 617.02                 | No                                  |                       |
| MW-28   | 04/24/01 | 635.70           | 638.14        | 624.08        | 609.08        | NP                           | 0.00                          | 20.63                      | 18.19                    | 617.51                 | No                                  |                       |
| MW-28   | 10/24/01 | 635.70           | 638.14        | 624.08        | 609.08        | NP                           | 0.00                          | 20.98                      | 18.54                    | 617.16                 | No                                  |                       |
| MW-28   | 01/22/02 | 635.70           | 638.14        | 624.08        | 609.08        | 21.09                        | 3.23                          | 24.32                      | 19.38                    | 616.32                 | No                                  | Deepest measured DTW  |
| MW-28   | 02/26/02 | 635.70           | 638.14        | 624.08        | 609.08        | NP                           | 0.00                          | 22.15                      | 19.71                    | 615.99                 | No                                  |                       |
| MW-28   | 03/20/02 | 635.70           | 638.14        | 624.08        | 609.08        | NP                           | 0.00                          | 22.37                      | 19.93                    | 615.77                 | No                                  |                       |
| MW-28   | 04/23/02 | 635.70           | 638.14        | 624.08        | 609.08        | NP                           | 0.00                          | 21.41                      | 18.97                    | 616.73                 | No                                  |                       |
| MW-28   | 05/15/02 | 635.70           | 638.14        | 624.08        | 609.08        | NP                           | 0.00                          | 20.49                      | 18.05                    | 617.65                 | No                                  |                       |

**Table 3**  
**Groundwater and LNAPL Gauging Data - Terminal**  
Former Amoco Terminal  
Superior, Wisconsin

| Well ID | Date     | Ground Elevation | TOC Elevation | TOS Elevation | BOS Elevation | Depth to Product (feet BTOC) | Free Product Thickness (feet) | Depth to Water (feet BTOC) | Corrected DTW (feet bgs) | Corrected GW Elevation | Screen Submerged Below Water Table? | Comments/Observations |
|---------|----------|------------------|---------------|---------------|---------------|------------------------------|-------------------------------|----------------------------|--------------------------|------------------------|-------------------------------------|-----------------------|
| MW-28   | 08/20/02 | 635.70           | 638.14        | 624.08        | 609.08        | NP                           | 0.00                          | 20.40                      | 17.96                    | 617.74                 | No                                  |                       |
| MW-28   | 11/05/02 | 635.70           | 638.14        | 624.08        | 609.08        | NP                           | 0.00                          | 19.43                      | 16.99                    | 618.71                 | No                                  |                       |
| MW-28   | 12/23/02 | 635.70           | 638.14        | 624.08        | 609.08        | NP                           | 0.00                          | 21.22                      | 18.78                    | 616.92                 | No                                  |                       |
| MW-28   | 01/28/03 | 635.70           | 638.14        | 624.08        | 609.08        | NP                           | 0.00                          | 21.70                      | 19.26                    | 616.44                 | No                                  |                       |
| MW-28   | 01/28/03 | 635.70           | 638.14        | 624.08        | 609.08        | NP                           | 0.00                          | 22.07                      | 19.63                    | 616.07                 | No                                  |                       |
| MW-28   | 04/17/03 | 635.70           | 638.14        | 624.08        | 609.08        | NP                           | 0.00                          | 22.48                      | 20.04                    | 615.66                 | No                                  |                       |
| MW-28   | 06/10/03 | 635.70           | 638.14        | 624.08        | 609.08        | NP                           | 0.00                          | 21.93                      | 19.49                    | 616.21                 | No                                  |                       |
| MW-28   | 10/20/03 | 635.70           | 638.14        | 624.08        | 609.08        | NP                           | 0.00                          | 22.05                      | 19.61                    | 616.09                 | No                                  |                       |
| MW-28   | 12/03/03 | 635.70           | 638.14        | 624.08        | 609.08        | NP                           | 0.00                          | 22.39                      | 19.95                    | 615.75                 | No                                  |                       |
| MW-28   | 04/19/04 | 635.75           | 638.31        | 624.08        | 609.08        | NP                           | 0.00                          | 22.87                      | 20.31                    | 615.44                 | No                                  |                       |
| MW-28   | 07/28/04 | 635.75           | 638.31        | 624.08        | 609.08        | NP                           | 0.00                          | 21.47                      | 18.91                    | 616.84                 | No                                  |                       |
| MW-28   | 11/16/04 | 635.75           | 638.31        | 624.08        | 609.08        | NP                           | 0.00                          | 20.34                      | 17.78                    | 617.97                 | No                                  |                       |
| MW-28   | 04/18/05 | 635.75           | 638.31        | 624.08        | 609.08        | NP                           | 0.00                          | 20.82                      | 18.26                    | 617.49                 | No                                  |                       |
| MW-28   | 10/11/05 | 635.75           | 638.31        | 624.08        | 609.08        | NP                           | 0.00                          | 20.09                      | 17.53                    | 618.22                 | No                                  |                       |
| MW-28   | 05/23/06 | 635.75           | 638.31        | 624.08        | 609.08        | NP                           | 0.00                          | 19.23                      | 16.67                    | 619.08                 | No                                  |                       |
| MW-28   | 10/16/06 | 635.75           | 638.31        | 624.08        | 609.08        | NP                           | 0.00                          | 21.15                      | 18.59                    | 617.16                 | No                                  |                       |
| MW-28   | 04/23/07 | 635.75           | 638.31        | 624.08        | 609.08        | NP                           | 0.00                          | 22.25                      | 19.69                    | 616.06                 | No                                  |                       |
| MW-28   | 09/25/07 | 635.75           | 638.31        | 624.08        | 609.08        | NP                           | 0.00                          | 22.16                      | 19.60                    | 616.15                 | No                                  |                       |
| MW-28   | 05/01/08 | 635.75           | 638.31        | 624.08        | 609.08        | NP                           | 0.00                          | 20.05                      | 17.49                    | 618.26                 | No                                  |                       |
| MW-28   | 10/20/08 | 635.75           | 638.31        | 624.08        | 609.08        | NP                           | 0.00                          | 18.38                      | 15.82                    | 619.93                 | No                                  |                       |
| MW-28   | 04/18/09 | 635.75           | 638.31        | 624.08        | 609.08        | NP                           | 0.00                          | 19.96                      | 17.40                    | 618.35                 | No                                  |                       |
| MW-28   | 10/11/09 | 635.75           | 638.31        | 624.08        | 609.08        | NP                           | 0.00                          | 20.82                      | 18.26                    | 617.49                 | No                                  |                       |
| MW-28   | 04/28/10 | 635.75           | 638.31        | 624.08        | 609.08        | NP                           | 0.00                          | 20.97                      | 18.41                    | 617.34                 | No                                  |                       |
| MW-28   | 10/25/10 | 635.75           | 638.31        | 624.08        | 609.08        | NP                           | 0.00                          | 18.62                      | 16.06                    | 619.69                 | No                                  |                       |
| MW-28   | 04/25/11 | 635.75           | 638.31        | 624.08        | 609.08        | NP                           | 0.00                          | 19.69                      | 17.13                    | 618.62                 | No                                  |                       |
| MW-28   | 10/10/11 | 635.75           | 638.31        | 624.08        | 609.08        | NP                           | 0.00                          | 19.85                      | 17.29                    | 618.46                 | No                                  |                       |
| MW-28   | 01/04/12 | 635.75           | 638.31        | 624.08        | 609.08        | NP                           | 0.00                          | 21.34                      | 18.78                    | 616.97                 | No                                  |                       |
| MW-28   | 04/16/12 | 635.75           | 638.31        | 624.08        | 609.08        | NP                           | 0.00                          | 22.01                      | 19.45                    | 616.30                 | No                                  |                       |
| MW-28   | 06/26/12 | 635.75           | 638.31        | 624.08        | 609.08        | NP                           | 0.00                          | 18.39                      | 15.83                    | 619.92                 | No                                  |                       |
| MW-28   | 09/30/12 | 635.75           | 638.31        | 624.08        | 609.08        | NP                           | 0.00                          | 21.19                      | 18.63                    | 617.12                 | No                                  |                       |
| MW-28   | 12/17/12 | 635.75           | 638.31        | 624.08        | 609.08        | NP                           | 0.00                          | 21.86                      | 19.30                    | 616.45                 | No                                  |                       |
| MW-28   | 03/25/13 | 635.75           | 638.31        | 624.08        | 609.08        | NP                           | 0.00                          | 22.94                      | 20.38                    | 615.37                 | No                                  |                       |
| MW-28   | 05/05/13 | 635.75           | 638.31        | 624.08        | 609.08        | NP                           | 0.00                          | 21.01                      | 18.45                    | 617.30                 | No                                  |                       |
| MW-28   | 10/03/13 | 635.75           | 638.31        | 624.08        | 609.08        | NP                           | 0.00                          | 21.65                      | 19.09                    | 616.66                 | No                                  |                       |
| MW-30S  | 06/30/89 | 629.90           | 632.91        | 615.20        | 605.20        | NP                           | 0.00                          | 17.40                      | 14.39                    | 615.51                 | Yes                                 |                       |
| MW-30S  | 07/12/89 | 629.90           | 632.91        | 615.20        | 605.20        | NP                           | 0.00                          | 17.80                      | 14.79                    | 615.11                 | No                                  |                       |
| MW-30S  | 07/26/89 | 629.90           | 632.91        | 615.20        | 605.20        | NP                           | 0.00                          | 17.98                      | 14.97                    | 614.93                 | No                                  |                       |

**Table 3**  
**Groundwater and LNAPL Gauging Data - Terminal**  
Former Amoco Terminal  
Superior, Wisconsin

| Well ID | Date     | Ground Elevation | TOC Elevation | TOS Elevation | BOS Elevation | Depth to Product (feet BTOC) | Free Product Thickness (feet) | Depth to Water (feet BTOC) | Corrected DTW (feet bgs) | Corrected GW Elevation | Screen Submerged Below Water Table? | Comments/Observations |
|---------|----------|------------------|---------------|---------------|---------------|------------------------------|-------------------------------|----------------------------|--------------------------|------------------------|-------------------------------------|-----------------------|
| MW-30S  | 07/27/89 | 629.90           | 632.91        | 615.20        | 605.20        | NP                           | 0.00                          | 18.12                      | 15.11                    | 614.79                 | No                                  |                       |
| MW-30S  | 09/03/89 | 629.90           | 632.91        | 615.20        | 605.20        | NP                           | 0.00                          | 18.44                      | 15.43                    | 614.47                 | No                                  |                       |
| MW-30S  | 11/16/89 | 629.90           | 632.91        | 615.20        | 605.20        | NP                           | 0.00                          | 18.66                      | 15.65                    | 614.25                 | No                                  |                       |
| MW-30S  | 11/29/89 | 629.90           | 632.91        | 615.20        | 605.20        | NP                           | 0.00                          | 18.77                      | 15.76                    | 614.14                 | No                                  |                       |
| MW-30S  | 06/01/90 | 629.90           | 632.91        | 615.20        | 605.20        | NP                           | 0.00                          | 18.44                      | 15.43                    | 614.47                 | No                                  |                       |
| MW-30S  | 06/19/90 | 629.90           | 632.91        | 615.20        | 605.20        | NP                           | 0.00                          | 18.30                      | 15.29                    | 614.61                 | No                                  |                       |
| MW-30S  | 06/27/90 | 629.90           | 632.91        | 615.20        | 605.20        | NP                           | 0.00                          | 18.53                      | 15.52                    | 614.38                 | No                                  |                       |
| MW-30S  | 07/05/90 | 629.90           | 632.91        | 615.20        | 605.20        | NP                           | 0.00                          | 18.65                      | 15.64                    | 614.26                 | No                                  |                       |
| MW-30S  | 07/13/90 | 629.90           | 632.91        | 615.20        | 605.20        | NP                           | 0.00                          | 18.72                      | 15.71                    | 614.19                 | No                                  |                       |
| MW-30S  | 07/17/90 | 629.90           | 632.91        | 615.20        | 605.20        | NP                           | 0.00                          | 18.56                      | 15.55                    | 614.35                 | No                                  |                       |
| MW-30S  | 07/25/90 | 629.90           | 632.91        | 615.20        | 605.20        | NP                           | 0.00                          | 18.78                      | 15.77                    | 614.13                 | No                                  |                       |
| MW-30S  | 08/09/90 | 629.90           | 632.91        | 615.20        | 605.20        | NP                           | 0.00                          | 18.80                      | 15.79                    | 614.11                 | No                                  |                       |
| MW-30S  | 08/27/90 | 629.90           | 632.91        | 615.20        | 605.20        | NP                           | 0.00                          | 18.67                      | 15.66                    | 614.24                 | No                                  |                       |
| MW-30S  | 09/06/90 | 629.90           | 632.91        | 615.20        | 605.20        | NP                           | 0.00                          | 18.44                      | 15.43                    | 614.47                 | No                                  |                       |
| MW-30S  | 01/04/91 | 629.90           | 632.91        | 615.20        | 605.20        | NP                           | 0.00                          | 17.90                      | 14.89                    | 615.01                 | No                                  |                       |
| MW-30S  | 01/30/91 | 629.90           | 632.91        | 615.20        | 605.20        | NP                           | 0.00                          | 18.20                      | 15.19                    | 614.71                 | No                                  |                       |
| MW-30S  | 04/24/91 | 629.90           | 632.91        | 615.20        | 605.20        | NP                           | 0.00                          | 18.38                      | 15.37                    | 614.53                 | No                                  |                       |
| MW-30S  | 07/09/91 | 629.90           | 632.91        | 615.20        | 605.20        | NP                           | 0.00                          | 14.66                      | 11.65                    | 618.25                 | Yes                                 |                       |
| MW-30S  | 10/08/91 | 629.90           | 632.91        | 615.20        | 605.20        | NP                           | 0.00                          | 14.07                      | 11.06                    | 618.84                 | Yes                                 |                       |
| MW-30S  | 01/07/92 | 629.90           | 632.91        | 615.20        | 605.20        | NP                           | 0.00                          | 14.94                      | 11.93                    | 617.97                 | Yes                                 |                       |
| MW-30S  | 10/14/92 | 629.90           | 632.91        | 615.20        | 605.20        | NP                           | 0.00                          | 15.58                      | 12.57                    | 617.33                 | Yes                                 |                       |
| MW-30S  | 06/25/93 | 629.90           | 632.91        | 615.20        | 605.20        | NP                           | 0.00                          | 10.97                      | 7.96                     | 621.94                 | Yes                                 |                       |
| MW-30S  | 10/28/93 | 629.90           | 632.91        | 615.20        | 605.20        | NP                           | 0.00                          | 15.78                      | 12.77                    | 617.13                 | Yes                                 |                       |
| MW-30S  | 01/29/94 | 629.90           | 632.91        | 615.20        | 605.20        | NP                           | 0.00                          | 17.02                      | 14.01                    | 615.89                 | Yes                                 |                       |
| MW-30S  | 04/27/94 | 629.90           | 632.91        | 615.20        | 605.20        | NP                           | 0.00                          | 15.53                      | 12.52                    | 617.38                 | Yes                                 |                       |
| MW-30S  | 06/14/94 | 629.90           | 632.91        | 615.20        | 605.20        | NP                           | 0.00                          | 14.78                      | 11.77                    | 618.13                 | Yes                                 |                       |
| MW-30S  | 07/21/94 | 629.90           | 632.91        | 615.20        | 605.20        | NP                           | 0.00                          | 15.25                      | 12.24                    | 617.66                 | Yes                                 |                       |
| MW-30S  | 08/30/94 | 629.90           | 632.91        | 615.20        | 605.20        | NP                           | 0.00                          | 16.59                      | 13.58                    | 616.32                 | Yes                                 |                       |
| MW-30S  | 10/25/94 | 629.90           | 632.91        | 615.20        | 605.20        | NP                           | 0.00                          | 15.85                      | 12.84                    | 617.06                 | Yes                                 |                       |
| MW-30S  | 10/28/94 | 629.90           | 632.91        | 615.20        | 605.20        | NP                           | 0.00                          | 15.25                      | 12.24                    | 617.66                 | Yes                                 |                       |
| MW-30S  | 02/01/95 | 629.90           | 632.91        | 615.20        | 605.20        | NP                           | 0.00                          | 18.20                      | 15.19                    | 614.71                 | No                                  |                       |
| MW-30S  | 04/04/95 | 629.90           | 632.91        | 615.20        | 605.20        | NP                           | 0.00                          | 17.78                      | 14.77                    | 615.13                 | No                                  |                       |
| MW-30S  | 07/12/95 | 629.90           | 632.91        | 615.20        | 605.20        | NP                           | 0.00                          | 16.61                      | 13.60                    | 616.30                 | Yes                                 |                       |
| MW-30S  | 08/18/95 | 629.90           | 632.91        | 615.20        | 605.20        | NP                           | 0.00                          | 17.28                      | 14.27                    | 615.63                 | Yes                                 |                       |
| MW-30S  | 11/13/95 | 629.90           | 632.91        | 615.20        | 605.20        | NP                           | 0.00                          | 14.80                      | 11.79                    | 618.11                 | Yes                                 |                       |
| MW-30S  | 03/13/96 | 629.90           | 632.91        | 615.20        | 605.20        | NP                           | 0.00                          | 17.55                      | 14.54                    | 615.36                 | Yes                                 |                       |
| MW-30S  | 04/22/96 | 629.90           | 632.91        | 615.20        | 605.20        | NP                           | 0.00                          | 14.92                      | 11.91                    | 617.99                 | Yes                                 |                       |
| MW-30S  | 10/08/96 | 629.90           | 632.91        | 615.20        | 605.20        | NP                           | 0.00                          | 14.22                      | 11.21                    | 618.69                 | Yes                                 |                       |

**Table 3**  
**Groundwater and LNAPL Gauging Data - Terminal**  
Former Amoco Terminal  
Superior, Wisconsin

| Well ID | Date     | Ground Elevation | TOC Elevation | TOS Elevation | BOS Elevation | Depth to Product (feet BTOC) | Free Product Thickness (feet) | Depth to Water (feet BTOC) | Corrected DTW (feet bgs) | Corrected GW Elevation | Screen Submerged Below Water Table? | Comments/Observations |
|---------|----------|------------------|---------------|---------------|---------------|------------------------------|-------------------------------|----------------------------|--------------------------|------------------------|-------------------------------------|-----------------------|
| MW-30S  | 04/29/97 | 629.90           | 632.91        | 615.20        | 605.20        | NP                           | 0.00                          | 12.70                      | 9.69                     | 620.21                 | Yes                                 |                       |
| MW-30S  | 11/03/98 | 629.90           | 632.91        | 615.20        | 605.20        | NP                           | 0.00                          | 17.91                      | 14.90                    | 615.00                 | No                                  |                       |
| MW-30S  | 04/26/00 | 629.90           | 632.91        | 615.20        | 605.20        | NP                           | 0.00                          | 16.24                      | 13.23                    | 616.67                 | Yes                                 |                       |
| MW-30S  | 10/10/00 | 629.90           | 632.91        | 615.20        | 605.20        | NP                           | 0.00                          | 17.66                      | 14.65                    | 615.25                 | Yes                                 |                       |
| MW-30S  | 10/24/01 | 629.90           | 632.91        | 615.20        | 605.20        | NP                           | 0.00                          | 17.67                      | 14.66                    | 615.24                 | Yes                                 |                       |
| MW-30S  | 01/22/02 | 629.90           | 632.91        | 615.20        | 605.20        | NP                           | 0.00                          | 18.11                      | 15.10                    | 614.80                 | No                                  |                       |
| MW-30S  | 02/26/02 | 629.90           | 632.91        | 615.20        | 605.20        | NP                           | 0.00                          | 18.53                      | 15.52                    | 614.38                 | No                                  |                       |
| MW-30S  | 04/23/02 | 629.90           | 632.91        | 615.20        | 605.20        | NP                           | 0.00                          | 17.83                      | 14.82                    | 615.08                 | No                                  |                       |
| MW-30S  | 08/20/02 | 629.90           | 632.91        | 615.20        | 605.20        | NP                           | 0.00                          | 16.52                      | 13.51                    | 616.39                 | Yes                                 |                       |
| MW-30S  | 09/30/02 | 629.90           | 632.91        | 615.20        | 605.20        | NP                           | 0.00                          | 16.27                      | 13.26                    | 616.64                 | Yes                                 |                       |
| MW-30S  | 11/05/02 | 629.90           | 632.91        | 615.20        | 605.20        | NP                           | 0.00                          | 15.53                      | 12.52                    | 617.38                 | Yes                                 |                       |
| MW-30S  | 12/23/02 | 629.90           | 632.91        | 615.20        | 605.20        | NP                           | 0.00                          | 17.42                      | 14.41                    | 615.49                 | Yes                                 |                       |
| MW-30S  | 01/28/03 | 629.90           | 632.91        | 615.20        | 605.20        | NP                           | 0.00                          | 18.01                      | 15.00                    | 614.90                 | No                                  |                       |
| MW-30S  | 02/19/03 | 629.90           | 632.91        | 615.20        | 605.20        | NP                           | 0.00                          | 18.28                      | 15.27                    | 614.63                 | No                                  |                       |
| MW-30S  | 04/17/03 | 629.90           | 632.91        | 615.20        | 605.20        | NP                           | 0.00                          | 18.78                      | 15.77                    | 614.13                 | No                                  |                       |
| MW-30S  | 10/20/03 | 629.90           | 632.91        | 615.20        | 605.20        | NP                           | 0.00                          | 18.66                      | 15.65                    | 614.25                 | No                                  |                       |
| MW-30S  | 12/03/03 | 629.90           | 632.91        | 615.20        | 605.20        | NP                           | 0.00                          | 18.89                      | 15.88                    | 614.02                 | No                                  |                       |
| MW-30S  | 04/19/04 | 630.10           | 633.05        | 615.20        | 605.20        | NP                           | 0.00                          | 19.23                      | 16.28                    | 613.82                 | No                                  |                       |
| MW-30S  | 07/28/04 | 630.10           | 633.05        | 615.20        | 605.20        | NP                           | 0.00                          | 17.67                      | 14.72                    | 615.38                 | Yes                                 |                       |
| MW-30S  | 11/16/04 | 630.10           | 633.05        | 615.20        | 605.20        | NP                           | 0.00                          | 16.50                      | 13.55                    | 616.55                 | Yes                                 |                       |
| MW-30S  | 04/18/05 | 630.10           | 633.05        | 615.20        | 605.20        | NP                           | 0.00                          | 16.50                      | 13.55                    | 616.55                 | Yes                                 |                       |
| MW-30S  | 10/11/05 | 630.10           | 633.05        | 615.20        | 605.20        | NP                           | 0.00                          | 16.23                      | 13.28                    | 616.82                 | Yes                                 |                       |
| MW-30S  | 05/23/06 | 630.10           | 633.05        | 615.20        | 605.20        | NP                           | 0.00                          | 15.05                      | 12.10                    | 618.00                 | Yes                                 |                       |
| MW-30S  | 10/16/06 | 630.10           | 633.05        | 615.20        | 605.20        | NP                           | 0.00                          | 17.73                      | 14.78                    | 615.32                 | Yes                                 |                       |
| MW-30S  | 04/23/07 | 630.10           | 633.05        | 615.20        | 605.20        | NP                           | 0.00                          | 18.45                      | 15.50                    | 614.60                 | No                                  | Water low in well     |
| MW-30S  | 09/25/07 | 630.10           | 633.05        | 615.20        | 605.20        | NP                           | 0.00                          | 18.52                      | 15.57                    | 614.53                 | No                                  |                       |
| MW-30S  | 05/01/08 | 630.10           | 633.05        | 615.20        | 605.20        | NP                           | 0.00                          | 15.57                      | 12.62                    | 617.48                 | Yes                                 |                       |
| MW-30S  | 10/20/08 | 630.10           | 633.05        | 615.20        | 605.20        | NP                           | 0.00                          | 14.84                      | 11.89                    | 618.21                 | Yes                                 |                       |
| MW-30S  | 04/18/09 | 630.10           | 633.05        | 615.20        | 605.20        | NP                           | 0.00                          | 15.87                      | 12.92                    | 617.18                 | Yes                                 |                       |
| MW-30S  | 08/31/11 | 630.10           | 633.05        | 615.20        | 605.20        | NP                           | 0.00                          | 14.76                      | 11.81                    | 618.29                 | Yes                                 |                       |
| MW-30S  | 10/10/11 | 630.10           | 633.05        | 615.20        | 605.20        | NP                           | 0.00                          | 16.19                      | 13.24                    | 616.86                 | Yes                                 |                       |
| MW-30S  | 01/04/12 | 630.10           | 633.05        | 615.20        | 605.20        | NP                           | 0.00                          | 17.78                      | 14.83                    | 615.27                 | Yes                                 |                       |
| MW-30S  | 04/16/12 | 630.10           | 633.05        | 615.20        | 605.20        | NP                           | 0.00                          | 18.44                      | 15.49                    | 614.61                 | No                                  |                       |
| MW-30S  | 06/26/12 | 630.10           | 633.05        | 615.20        | 605.20        | NP                           | 0.00                          | 13.68                      | 10.73                    | 619.37                 | Yes                                 |                       |
| MW-30S  | 09/30/12 | 630.10           | 633.05        | 615.20        | 605.20        | NP                           | 0.00                          | 17.43                      | 14.48                    | 615.62                 | Yes                                 |                       |
| MW-30S  | 12/17/12 | 630.10           | 633.05        | 615.20        | 605.20        | NP                           | 0.00                          | 18.28                      | 15.33                    | 614.77                 | No                                  |                       |
| MW-30S  | 03/25/13 | 630.10           | 633.05        | 615.20        | 605.20        | NP                           | 0.00                          | 18.37                      | 15.42                    | 614.68                 | No                                  |                       |
| MW-30S  | 05/05/13 | 630.10           | 633.05        | 615.20        | 605.20        | NP                           | 0.00                          | 19.14                      | 16.19                    | 613.91                 | No                                  |                       |



**Table 3**  
**Groundwater and LNAPL Gauging Data - Terminal**  
Former Amoco Terminal  
Superior, Wisconsin

| Well ID | Date     | Ground Elevation | TOC Elevation | TOS Elevation | BOS Elevation | Depth to Product (feet BTOC) | Free Product Thickness (feet) | Depth to Water (feet BTOC) | Corrected DTW (feet bgs) | Corrected GW Elevation | Screen Submerged Below Water Table? | Comments/Observations |
|---------|----------|------------------|---------------|---------------|---------------|------------------------------|-------------------------------|----------------------------|--------------------------|------------------------|-------------------------------------|-----------------------|
| MW-30S  | 10/01/13 | 630.10           | 633.05        | 615.20        | 605.20        | NP                           | 0.00                          | 17.94                      | 14.99                    | 615.11                 | No                                  |                       |
| MW-30S  | 05/21/14 | 630.10           | 633.05        | 615.20        | 605.20        | NP                           | 0.00                          | 14.79                      | 11.84                    | 618.26                 | Yes                                 |                       |
| MW-30S  | 10/30/14 | 630.10           | 633.05        | 615.20        | 605.20        | NP                           | 0.00                          | 15.75                      | 12.80                    | 617.30                 | Yes                                 |                       |
| MW-30S  | 05/05/15 | 630.10           | 633.05        | 615.20        | 605.20        | NP                           | 0.00                          | 17.49                      | 14.54                    | 615.56                 | Yes                                 |                       |
| MW-30S  | 10/07/15 | 630.10           | 633.05        | 615.20        | 605.20        | NP                           | 0.00                          | 15.78                      | 12.83                    | 617.27                 | Yes                                 | OWLD/ 15.72 NWLD      |
| MW-30S  | 05/23/16 | 630.10           | 633.05        | 615.20        | 605.20        | NP                           | 0.00                          | 13.09                      | 10.14                    | 619.96                 | Yes                                 |                       |
| MW-30S  | 10/03/16 | 630.10           | 633.05        | 615.20        | 605.20        | NP                           | 0.00                          | 15.09                      | 12.14                    | 617.96                 | Yes                                 |                       |
| MW-30S  | 06/29/17 | 630.10           | 633.05        | 615.20        | 605.20        | NP                           | 0.00                          | 14.32                      | 11.37                    | 618.73                 | Yes                                 |                       |
| MW-30S  | 05/14/18 | 630.10           | 633.05        | 615.20        | 605.20        | NP                           | 0.00                          | 16.00                      | 13.05                    | 617.05                 | Yes                                 |                       |
| MW-30S  | 06/18/18 | 630.10           | 633.05        | 615.20        | 605.20        | NP                           | 0.00                          | 14.20                      | 11.25                    | 618.85                 | Yes                                 |                       |
| MW-30S  | 06/27/18 | 630.10           | 633.05        | 615.20        | 605.20        | NP                           | 0.00                          | 14.20                      | 11.25                    | 618.85                 | Yes                                 |                       |
| MW-30S  | 10/08/18 | 630.10           | 633.05        | 615.20        | 605.20        | NP                           | 0.00                          | 15.67                      | 12.72                    | 617.38                 | Yes                                 |                       |
| MW-30S  | 06/03/19 | 630.10           | 633.05        | 615.20        | 605.20        | NP                           | 0.00                          | 13.45                      | 10.50                    | 619.60                 | Yes                                 |                       |
| MW-30S  | 10/03/19 | 630.10           | 633.05        | 615.20        | 605.20        | NP                           | 0.00                          | 15.15                      | 12.20                    | 617.90                 | Yes                                 |                       |
| MW-30S  | 05/26/20 | 630.10           | 633.05        | 615.20        | 605.20        | NP                           | 0.00                          | 13.44                      | 10.49                    | 619.61                 | Yes                                 |                       |
| MW-30S  | 10/05/20 | 630.10           | 633.05        | 615.20        | 605.20        | NP                           | 0.00                          | 17.55                      | 14.60                    | 615.50                 | Yes                                 |                       |
| MW-30S  | 05/24/21 | 630.10           | 633.05        | 615.20        | 605.20        | NP                           | 0.00                          | 14.95                      | 12.00                    | 618.10                 | Yes                                 |                       |
| MW-30S  | 10/04/21 | 630.10           | 633.05        | 615.20        | 605.20        | NP                           | 0.00                          | 17.10                      | 14.15                    | 615.95                 | Yes                                 |                       |
| MW-30D  | 06/14/94 | 630.00           | 633.04        | 578.29        | 575.29        | NP                           | 0.00                          | 16.85                      | 13.81                    | 616.19                 | Yes                                 |                       |
| MW-30D  | 07/21/94 | 630.00           | 633.04        | 578.29        | 575.29        | NP                           | 0.00                          | 17.12                      | 14.08                    | 615.92                 | Yes                                 |                       |
| MW-30D  | 10/25/94 | 630.00           | 633.04        | 578.29        | 575.29        | NP                           | 0.00                          | 17.48                      | 14.44                    | 615.56                 | Yes                                 |                       |
| MW-30D  | 10/28/94 | 630.00           | 633.04        | 578.29        | 575.29        | NP                           | 0.00                          | 17.08                      | 14.04                    | 615.96                 | Yes                                 |                       |
| MW-30D  | 04/04/95 | 630.00           | 633.04        | 578.29        | 575.29        | NP                           | 0.00                          | 19.24                      | 16.20                    | 613.80                 | Yes                                 |                       |
| MW-30D  | 07/12/95 | 630.00           | 633.04        | 578.29        | 575.29        | NP                           | 0.00                          | 18.27                      | 15.23                    | 614.77                 | Yes                                 |                       |
| MW-30D  | 08/18/95 | 630.00           | 633.04        | 578.29        | 575.29        | NP                           | 0.00                          | 18.95                      | 15.91                    | 614.09                 | Yes                                 |                       |
| MW-30D  | 11/13/95 | 630.00           | 633.04        | 578.29        | 575.29        | NP                           | 0.00                          | 17.03                      | 13.99                    | 616.01                 | Yes                                 |                       |
| MW-30D  | 04/22/96 | 630.00           | 633.04        | 578.29        | 575.29        | NP                           | 0.00                          | 17.05                      | 14.01                    | 615.99                 | Yes                                 |                       |
| MW-30D  | 10/08/96 | 630.00           | 633.04        | 578.29        | 575.29        | NP                           | 0.00                          | 16.20                      | 13.16                    | 616.84                 | Yes                                 |                       |
| MW-30D  | 04/29/97 | 630.00           | 633.04        | 578.29        | 575.29        | NP                           | 0.00                          | 15.30                      | 12.26                    | 617.74                 | Yes                                 |                       |
| MW-30D  | 11/03/98 | 630.00           | 633.04        | 578.29        | 575.29        | NP                           | 0.00                          | 19.28                      | 16.24                    | 613.76                 | Yes                                 |                       |
| MW-30D  | 03/02/99 | 630.00           | 633.04        | 578.29        | 575.29        | NP                           | 0.00                          | 19.25                      | 16.21                    | 613.79                 | Yes                                 |                       |
| MW-30D  | 04/26/00 | 630.00           | 633.04        | 578.29        | 575.29        | NP                           | 0.00                          | 18.23                      | 15.19                    | 614.81                 | Yes                                 |                       |
| MW-30D  | 10/10/00 | 630.00           | 633.04        | 578.29        | 575.29        | NP                           | 0.00                          | 19.30                      | 16.26                    | 613.74                 | Yes                                 |                       |
| MW-30D  | 10/24/01 | 630.00           | 633.04        | 578.29        | 575.29        | NP                           | 0.00                          | 19.20                      | 16.16                    | 613.84                 | Yes                                 |                       |
| MW-30D  | 04/23/02 | 630.00           | 633.04        | 578.29        | 575.29        | NP                           | 0.00                          | 19.28                      | 16.24                    | 613.76                 | Yes                                 |                       |
| MW-30D  | 11/05/02 | 630.00           | 633.04        | 578.29        | 575.29        | NP                           | 0.00                          | 17.66                      | 14.62                    | 615.38                 | Yes                                 |                       |
| MW-30D  | 04/17/03 | 630.00           | 633.04        | 578.29        | 575.29        | NP                           | 0.00                          | 20.23                      | 17.19                    | 612.81                 | Yes                                 |                       |

**Table 3**  
**Groundwater and LNAPL Gauging Data - Terminal**  
Former Amoco Terminal  
Superior, Wisconsin

| Well ID | Date     | Ground Elevation | TOC Elevation | TOS Elevation | BOS Elevation | Depth to Product (feet BTOC) | Free Product Thickness (feet) | Depth to Water (feet BTOC) | Corrected DTW (feet bgs) | Corrected GW Elevation | Screen Submerged Below Water Table? | Comments/Observations |
|---------|----------|------------------|---------------|---------------|---------------|------------------------------|-------------------------------|----------------------------|--------------------------|------------------------|-------------------------------------|-----------------------|
| MW-30D  | 10/20/03 | 630.00           | 633.04        | 578.29        | 575.29        | NP                           | 0.00                          | 20.03                      | 16.99                    | 613.01                 | Yes                                 |                       |
| MW-30D  | 04/19/04 | 630.15           | 633.15        | 578.29        | 575.29        | NP                           | 0.00                          | 20.24                      | 17.24                    | 612.91                 | Yes                                 |                       |
| MW-30D  | 11/16/04 | 630.15           | 633.15        | 578.29        | 575.29        | NP                           | 0.00                          | 18.33                      | 15.33                    | 614.82                 | Yes                                 |                       |
| MW-30D  | 04/18/05 | 630.15           | 633.15        | 578.29        | 575.29        | NP                           | 0.00                          | 18.31                      | 15.31                    | 614.84                 | Yes                                 |                       |
| MW-30D  | 10/11/05 | 630.15           | 633.15        | 578.29        | 575.29        | NP                           | 0.00                          | 18.95                      | 15.95                    | 614.20                 | Yes                                 |                       |
| MW-30D  | 05/23/06 | 630.15           | 633.15        | 578.29        | 575.29        | NP                           | 0.00                          | 17.37                      | 14.37                    | 615.78                 | Yes                                 |                       |
| MW-30D  | 10/16/06 | 630.15           | 633.15        | 578.29        | 575.29        | NP                           | 0.00                          | 19.13                      | 16.13                    | 614.02                 | Yes                                 |                       |
| MW-30D  | 04/23/07 | 630.15           | 633.15        | 578.29        | 575.29        | NP                           | 0.00                          | 19.62                      | 16.62                    | 613.53                 | Yes                                 |                       |
| MW-30D  | 09/25/07 | 630.15           | 633.15        | 578.29        | 575.29        | NP                           | 0.00                          | 19.69                      | 16.69                    | 613.46                 | Yes                                 |                       |
| MW-30D  | 05/01/08 | 630.15           | 633.15        | 578.29        | 575.29        | NP                           | 0.00                          | 17.63                      | 14.63                    | 615.52                 | Yes                                 |                       |
| MW-30D  | 10/20/08 | 630.15           | 633.15        | 578.29        | 575.29        | NP                           | 0.00                          | 16.69                      | 13.69                    | 616.46                 | Yes                                 |                       |
| MW-30D  | 04/18/09 | 630.15           | 633.15        | 578.29        | 575.29        | NP                           | 0.00                          | 17.84                      | 14.84                    | 615.31                 | Yes                                 |                       |
| MW-30D  | 08/31/11 | 630.15           | 633.15        | 578.29        | 575.29        | NP                           | 0.00                          | 16.58                      | 13.58                    | 616.57                 | Yes                                 |                       |
| MW-30D  | 10/10/11 | 630.15           | 633.15        | 578.29        | 575.29        | NP                           | 0.00                          | 17.92                      | 14.92                    | 615.23                 | Yes                                 |                       |
| MW-30D  | 01/04/12 | 630.15           | 633.15        | 578.29        | 575.29        | NP                           | 0.00                          | 19.22                      | 16.22                    | 613.93                 | Yes                                 |                       |
| MW-30D  | 04/16/12 | 630.15           | 633.15        | 578.29        | 575.29        | NP                           | 0.00                          | 19.50                      | 16.50                    | 613.65                 | Yes                                 |                       |
| MW-30D  | 06/26/12 | 630.15           | 633.15        | 578.29        | 575.29        | NP                           | 0.00                          | 16.22                      | 13.22                    | 616.93                 | Yes                                 |                       |
| MW-30D  | 09/30/12 | 630.15           | 633.15        | 578.29        | 575.29        | NP                           | 0.00                          | 18.99                      | 15.99                    | 614.16                 | Yes                                 |                       |
| MW-30D  | 12/17/12 | 630.15           | 633.15        | 578.29        | 575.29        | NP                           | 0.00                          | 19.60                      | 16.60                    | 613.55                 | Yes                                 |                       |
| MW-30D  | 03/25/13 | 630.15           | 633.15        | 578.29        | 575.29        | NP                           | 0.00                          | 20.53                      | 17.53                    | 612.62                 | Yes                                 |                       |
| MW-30D  | 05/05/13 | 630.15           | 633.15        | 578.29        | 575.29        | NP                           | 0.00                          | 19.52                      | 16.52                    | 613.63                 | Yes                                 |                       |
| MW-30D  | 10/01/13 | 630.15           | 633.15        | 578.29        | 575.29        | NP                           | 0.00                          | 19.17                      | 16.17                    | 613.98                 | Yes                                 |                       |
| MW-30D  | 05/21/14 | 630.15           | 633.15        | 578.29        | 575.29        | NP                           | 0.00                          | 16.76                      | 13.76                    | 616.39                 | Yes                                 |                       |
| MW-30D  | 10/30/14 | 630.15           | 633.15        | 578.29        | 575.29        | NP                           | 0.00                          | 17.26                      | 14.26                    | 615.89                 | Yes                                 |                       |
| MW-30D  | 05/05/15 | 630.15           | 633.15        | 578.29        | 575.29        | NP                           | 0.00                          | 18.93                      | 15.93                    | 614.22                 | Yes                                 |                       |
| MW-30D  | 10/07/15 | 630.15           | 633.15        | 578.29        | 575.29        | NP                           | 0.00                          | 17.51                      | 14.51                    | 615.64                 | Yes                                 |                       |
| MW-30D  | 05/23/16 | 630.15           | 633.15        | 578.29        | 575.29        | NP                           | 0.00                          | 15.53                      | 12.53                    | 617.62                 | Yes                                 |                       |
| MW-30D  | 10/03/16 | 630.15           | 633.15        | 578.29        | 575.29        | NP                           | 0.00                          | 15.68                      | 12.68                    | 617.47                 | Yes                                 |                       |
| MW-30D  | 06/14/17 | 630.15           | 633.15        | 578.29        | 575.29        | NP                           | 0.00                          | 15.61                      | 12.61                    | 617.54                 | Yes                                 |                       |
| MW-30D  | 10/03/17 | 630.15           | 633.15        | 578.29        | 575.29        | NP                           | 0.00                          | 14.55                      | 11.55                    | 618.60                 | Yes                                 |                       |
| MW-30D  | 05/14/18 | 630.15           | 633.15        | 578.29        | 575.29        | NP                           | 0.00                          | 17.74                      | 14.74                    | 615.41                 | Yes                                 |                       |
| MW-30D  | 06/18/18 | 630.15           | 633.15        | 578.29        | 575.29        | NP                           | 0.00                          | 16.45                      | 13.45                    | 616.70                 | Yes                                 |                       |
| MW-30D  | 06/27/18 | 630.15           | 633.15        | 578.29        | 575.29        | NP                           | 0.00                          | 16.30                      | 13.30                    | 616.85                 | Yes                                 |                       |
| MW-30D  | 10/08/18 | 630.15           | 633.15        | 578.29        | 575.29        | NP                           | 0.00                          | 17.28                      | 14.28                    | 615.87                 | Yes                                 |                       |
| MW-30D  | 06/03/19 | 630.15           | 633.15        | 578.29        | 575.29        | NP                           | 0.00                          | 15.77                      | 12.77                    | 617.38                 | Yes                                 |                       |
| MW-30D  | 10/03/19 | 630.15           | 633.15        | 578.29        | 575.29        | NP                           | 0.00                          | 16.77                      | 13.77                    | 616.38                 | Yes                                 |                       |
| MW-30D  | 05/26/20 | 630.15           | 633.15        | 578.29        | 575.29        | NP                           | 0.00                          | 15.53                      | 12.53                    | 617.62                 | Yes                                 |                       |
| MW-30D  | 10/05/20 | 630.15           | 633.15        | 578.29        | 575.29        | NP                           | 0.00                          | 17.40                      | 14.40                    | 615.75                 | Yes                                 |                       |

**Table 3**  
**Groundwater and LNAPL Gauging Data - Terminal**  
Former Amoco Terminal  
Superior, Wisconsin

| Well ID | Date     | Ground Elevation | TOC Elevation | TOS Elevation | BOS Elevation | Depth to Product (feet BTOC) | Free Product Thickness (feet) | Depth to Water (feet BTOC) | Corrected DTW (feet bgs) | Corrected GW Elevation | Screen Submerged Below Water Table? | Comments/Observations |
|---------|----------|------------------|---------------|---------------|---------------|------------------------------|-------------------------------|----------------------------|--------------------------|------------------------|-------------------------------------|-----------------------|
| MW-30D  | 05/24/21 | 630.15           | 633.15        | 578.29        | 575.29        | NP                           | 0.00                          | 16.92                      | 13.92                    | 616.23                 | Yes                                 |                       |
| MW-30DD | 07/12/95 | 630.00           | 632.98        | 548.63        | 545.63        | NP                           | 0.00                          | 18.58                      | 15.60                    | 614.40                 | Yes                                 |                       |
| MW-30DD | 08/08/95 | 630.00           | 632.98        | 548.63        | 545.63        | NP                           | 0.00                          | 18.80                      | 15.82                    | 614.18                 | Yes                                 |                       |
| MW-30DD | 11/13/95 | 630.00           | 632.98        | 548.63        | 545.63        | NP                           | 0.00                          | 17.05                      | 14.07                    | 615.93                 | Yes                                 |                       |
| MW-30DD | 04/22/96 | 630.00           | 632.98        | 548.63        | 545.63        | NP                           | 0.00                          | 17.41                      | 14.43                    | 615.57                 | Yes                                 |                       |
| MW-30DD | 10/08/96 | 630.00           | 632.98        | 548.63        | 545.63        | NP                           | 0.00                          | 16.69                      | 13.71                    | 616.29                 | Yes                                 |                       |
| MW-30DD | 04/29/97 | 630.00           | 632.98        | 548.63        | 545.63        | NP                           | 0.00                          | 16.45                      | 13.47                    | 616.53                 | Yes                                 |                       |
| MW-30DD | 11/03/98 | 630.00           | 632.98        | 548.63        | 545.63        | NP                           | 0.00                          | 19.35                      | 16.37                    | 613.63                 | Yes                                 |                       |
| MW-30DD | 03/02/99 | 630.00           | 632.98        | 548.63        | 545.63        | NP                           | 0.00                          | 19.12                      | 16.14                    | 613.86                 | Yes                                 |                       |
| MW-30DD | 04/26/00 | 630.00           | 632.98        | 548.63        | 545.63        | NP                           | 0.00                          | 18.17                      | 15.19                    | 614.81                 | Yes                                 |                       |
| MW-30DD | 10/10/00 | 630.00           | 632.98        | 548.63        | 545.63        | NP                           | 0.00                          | 19.34                      | 16.36                    | 613.64                 | Yes                                 |                       |
| MW-30DD | 04/23/02 | 630.00           | 632.98        | 548.63        | 545.63        | NP                           | 0.00                          | 19.37                      | 16.39                    | 613.61                 | Yes                                 |                       |
| MW-30DD | 11/05/02 | 630.00           | 632.98        | 548.63        | 545.63        | NP                           | 0.00                          | 17.86                      | 14.88                    | 615.12                 | Yes                                 |                       |
| MW-30DD | 04/17/03 | 630.00           | 632.98        | 548.63        | 545.63        | NP                           | 0.00                          | 20.31                      | 17.33                    | 612.67                 | Yes                                 |                       |
| MW-30DD | 10/20/03 | 630.00           | 632.98        | 548.63        | 545.63        | NP                           | 0.00                          | 20.10                      | 17.12                    | 612.88                 | Yes                                 | Very silty            |
| MW-30DD | 04/19/04 | 630.17           | 633.05        | 548.63        | 545.63        | NP                           | 0.00                          | 20.08                      | 17.20                    | 612.97                 | Yes                                 | Very silty            |
| MW-30DD | 11/16/04 | 630.17           | 633.05        | 548.63        | 545.63        | NP                           | 0.00                          | 18.36                      | 15.48                    | 614.69                 | Yes                                 |                       |
| MW-30DD | 04/18/05 | 630.17           | 633.05        | 548.63        | 545.63        | NP                           | 0.00                          | 18.92                      | 16.04                    | 614.13                 | Yes                                 |                       |
| MW-30DD | 10/11/05 | 630.17           | 633.05        | 548.63        | 545.63        | NP                           | 0.00                          | 18.15                      | 15.27                    | 614.90                 | Yes                                 |                       |
| MW-30DD | 05/23/06 | 630.17           | 633.05        | 548.63        | 545.63        | NP                           | 0.00                          | 17.53                      | 14.65                    | 615.52                 | Yes                                 |                       |
| MW-30DD | 10/16/06 | 630.17           | 633.05        | 548.63        | 545.63        | NP                           | 0.00                          | 19.12                      | 16.24                    | 613.93                 | Yes                                 |                       |
| MW-30DD | 04/23/07 | 630.17           | 633.05        | 548.63        | 545.63        | NP                           | 0.00                          | 19.67                      | 16.79                    | 613.38                 | Yes                                 |                       |
| MW-30DD | 09/25/07 | 630.17           | 633.05        | 548.63        | 545.63        | NP                           | 0.00                          | 19.78                      | 16.90                    | 613.27                 | Yes                                 |                       |
| MW-30DD | 05/01/08 | 630.17           | 633.05        | 548.63        | 545.63        | NP                           | 0.00                          | 17.93                      | 15.05                    | 615.12                 | Yes                                 |                       |
| MW-30DD | 10/20/08 | 630.17           | 633.05        | 548.63        | 545.63        | NP                           | 0.00                          | 16.71                      | 13.83                    | 616.34                 | Yes                                 |                       |
| MW-30DD | 04/18/09 | 630.17           | 633.05        | 548.63        | 545.63        | NP                           | 0.00                          | 18.05                      | 15.17                    | 615.00                 | Yes                                 |                       |
| MW-30DD | 08/31/11 | 630.17           | 633.05        | 548.63        | 545.63        | NP                           | 0.00                          | 16.46                      | 13.58                    | 616.59                 | Yes                                 |                       |
| MW-30DD | 10/10/11 | 630.17           | 633.05        | 548.63        | 545.63        | NP                           | 0.00                          | 17.85                      | 14.97                    | 615.20                 | Yes                                 |                       |
| MW-30DD | 01/04/12 | 630.17           | 633.05        | 548.63        | 545.63        | NP                           | 0.00                          | 19.34                      | 16.46                    | 613.71                 | Yes                                 |                       |
| MW-30DD | 04/16/12 | 630.17           | 633.05        | 548.63        | 545.63        | NP                           | 0.00                          | 19.57                      | 16.69                    | 613.48                 | Yes                                 |                       |
| MW-30DD | 06/26/12 | 630.17           | 633.05        | 548.63        | 545.63        | NP                           | 0.00                          | 16.51                      | 13.63                    | 616.54                 | Yes                                 |                       |
| MW-30DD | 09/30/12 | 630.17           | 633.05        | 548.63        | 545.63        | NP                           | 0.00                          | 19.13                      | 16.25                    | 613.92                 | Yes                                 |                       |
| MW-30DD | 12/17/12 | 630.17           | 633.05        | 548.63        | 545.63        | NP                           | 0.00                          | 19.71                      | 16.83                    | 613.34                 | Yes                                 |                       |
| MW-30DD | 03/25/13 | 630.17           | 633.05        | 548.63        | 545.63        | NP                           | 0.00                          | 20.49                      | 17.61                    | 612.56                 | Yes                                 |                       |
| MW-30DD | 05/05/13 | 630.17           | 633.05        | 548.63        | 545.63        | NP                           | 0.00                          | 19.58                      | 16.70                    | 613.47                 | Yes                                 |                       |
| MW-30DD | 10/01/13 | 630.17           | 633.05        | 548.63        | 545.63        | NP                           | 0.00                          | 19.25                      | 16.37                    | 613.80                 | Yes                                 |                       |
| MW-30DD | 05/20/14 | 630.17           | 633.05        | 548.63        | 545.63        | NP                           | 0.00                          | 17.01                      | 14.13                    | 616.04                 | Yes                                 |                       |

**Table 3**  
**Groundwater and LNAPL Gauging Data - Terminal**  
Former Amoco Terminal  
Superior, Wisconsin

| Well ID  | Date     | Ground Elevation | TOC Elevation | TOS Elevation | BOS Elevation | Depth to Product (feet BTOC) | Free Product Thickness (feet) | Depth to Water (feet BTOC) | Corrected DTW (feet bgs) | Corrected GW Elevation | Screen Submerged Below Water Table? | Comments/Observations |
|----------|----------|------------------|---------------|---------------|---------------|------------------------------|-------------------------------|----------------------------|--------------------------|------------------------|-------------------------------------|-----------------------|
| MW-30DD  | 10/31/14 | 630.17           | 633.05        | 548.63        | 545.63        | NP                           | 0.00                          | 17.53                      | 14.65                    | 615.52                 | Yes                                 |                       |
| MW-30DD  | 05/04/15 | 630.17           | 633.05        | 548.63        | 545.63        | NP                           | 0.00                          | 19.03                      | 16.15                    | 614.02                 | Yes                                 |                       |
| MW-30DD  | 10/05/15 | 630.17           | 633.05        | 548.63        | 545.63        | NP                           | 0.00                          | 17.26                      | 14.38                    | 615.79                 | Yes                                 |                       |
| MW-30DD  | 05/23/16 | 630.17           | 633.05        | 548.63        | 545.63        | NP                           | 0.00                          | 15.71                      | 12.83                    | 617.34                 | Yes                                 |                       |
| MW-30DD  | 10/03/16 | 630.17           | 633.05        | 548.63        | 545.63        | NP                           | 0.00                          | 16.83                      | 13.95                    | 616.22                 | Yes                                 |                       |
| MW-30DD  | 06/29/17 | 630.17           | 633.05        | 548.63        | 545.63        | NP                           | 0.00                          | 16.29                      | 13.41                    | 616.76                 | Yes                                 |                       |
| MW-30DD  | 06/18/18 | 630.17           | 633.05        | 548.63        | 545.63        | NP                           | 0.00                          | 16.70                      | 13.82                    | 616.35                 | Yes                                 |                       |
| MW-30DD  | 10/08/18 | 630.17           | 633.05        | 548.63        | 545.63        | NP                           | 0.00                          | 17.43                      | 14.55                    | 615.62                 | Yes                                 |                       |
| MW-30DD  | 06/03/19 | 630.17           | 633.05        | 548.63        | 545.63        | NP                           | 0.00                          | 15.99                      | 13.11                    | 617.06                 | Yes                                 |                       |
| MW-30DD  | 07/15/19 | 630.17           | 633.05        | 548.63        | 545.63        | NP                           | 0.00                          | 16.40                      | 13.52                    | 616.65                 | Yes                                 |                       |
| MW-30DD  | 10/02/19 | 630.17           | 633.05        | 548.63        | 545.63        | NP                           | 0.00                          | 16.95                      | 14.07                    | 616.10                 | Yes                                 |                       |
| MW-30DD  | 05/26/20 | 630.17           | 633.05        | 548.63        | 545.63        | NP                           | 0.00                          | 15.72                      | 12.84                    | 617.33                 | Yes                                 |                       |
| MW-30DD  | 05/24/21 | 630.17           | 633.05        | 548.63        | 545.63        | NP                           | 0.00                          | 17.15                      | 14.27                    | 615.90                 | Yes                                 |                       |
| MW-30DDD | 06/18/18 | 630.10           | 632.74        | 534.10        | 531.10        | NP                           | 0.00                          | 16.38                      | 13.74                    | 616.36                 | Yes                                 |                       |
| MW-30DDD | 06/27/18 | 630.10           | 632.74        | 534.10        | 531.10        | NP                           | 0.00                          | 16.27                      | 13.63                    | 616.47                 | Yes                                 |                       |
| MW-30DDD | 10/08/18 | 630.10           | 632.74        | 534.10        | 531.10        | NP                           | 0.00                          | 17.38                      | 14.74                    | 615.36                 | Yes                                 |                       |
| MW-30DDD | 06/03/19 | 630.10           | 632.74        | 534.10        | 531.10        | NP                           | 0.00                          | 15.58                      | 12.94                    | 617.16                 | Yes                                 |                       |
| MW-30DDD | 10/01/19 | 630.10           | 632.74        | 534.10        | 531.10        | NP                           | 0.00                          | 16.72                      | 14.08                    | 616.02                 | Yes                                 |                       |
| MW-30DDD | 05/26/20 | 631.10           | 633.74        | 535.10        | 532.10        | NP                           | 0.00                          | 15.37                      | 12.73                    | 618.37                 | Yes                                 |                       |
| MW-30DDD | 05/24/21 | 631.10           | 633.74        | 535.10        | 532.10        | NP                           | 0.00                          | 17.00                      | 14.36                    | 616.74                 | Yes                                 |                       |
| MW-33    | 08/06/91 | 630.40           | 632.74        | 616.84        | 606.84        | NP                           | 0.00                          | 12.78                      | 10.44                    | 619.96                 | Yes                                 |                       |
| MW-33    | 10/08/91 | 630.40           | 632.74        | 616.84        | 606.84        | NP                           | 0.00                          | 13.22                      | 10.88                    | 619.52                 | Yes                                 |                       |
| MW-33    | 01/07/92 | 630.40           | 632.74        | 616.84        | 606.84        | NP                           | 0.00                          | 14.29                      | 11.95                    | 618.45                 | Yes                                 |                       |
| MW-33    | 10/14/92 | 630.40           | 632.74        | 616.84        | 606.84        | NP                           | 0.00                          | 15.49                      | 13.15                    | 617.25                 | Yes                                 |                       |
| MW-33    | 06/25/93 | 630.40           | 632.74        | 616.84        | 606.84        | NP                           | 0.00                          | 9.70                       | 7.36                     | 623.04                 | Yes                                 |                       |
| MW-33    | 10/28/93 | 630.40           | 632.74        | 616.84        | 606.84        | NP                           | 0.00                          | 15.78                      | 13.44                    | 616.96                 | Yes                                 |                       |
| MW-33    | 01/29/94 | 630.40           | 632.74        | 616.84        | 606.84        | NP                           | 0.00                          | 16.86                      | 14.52                    | 615.88                 | No                                  |                       |
| MW-33    | 04/27/94 | 630.40           | 632.74        | 616.84        | 606.84        | NP                           | 0.00                          | 15.19                      | 12.85                    | 617.55                 | Yes                                 |                       |
| MW-33    | 07/21/94 | 630.40           | 632.74        | 616.84        | 606.84        | NP                           | 0.00                          | 14.97                      | 12.63                    | 617.77                 | Yes                                 |                       |
| MW-33    | 10/25/94 | 630.40           | 632.74        | 616.84        | 606.84        | NP                           | 0.00                          | 15.91                      | 13.57                    | 616.83                 | No                                  |                       |
| MW-33    | 10/28/94 | 630.40           | 632.74        | 616.84        | 606.84        | NP                           | 0.00                          | 15.62                      | 13.28                    | 617.12                 | Yes                                 |                       |
| MW-33    | 02/01/95 | 630.40           | 632.74        | 616.84        | 606.84        | NP                           | 0.00                          | 17.62                      | 15.28                    | 615.12                 | No                                  |                       |
| MW-33    | 04/04/95 | 630.40           | 632.74        | 616.84        | 606.84        | NP                           | 0.00                          | 17.55                      | 15.21                    | 615.19                 | No                                  |                       |
| MW-33    | 07/12/95 | 630.40           | 632.74        | 616.84        | 606.84        | NP                           | 0.00                          | 16.45                      | 14.11                    | 616.29                 | No                                  |                       |
| MW-33    | 11/13/95 | 630.40           | 632.74        | 616.84        | 606.84        | NP                           | 0.00                          | 14.76                      | 12.42                    | 617.98                 | Yes                                 |                       |
| MW-33    | 03/13/96 | 630.40           | 632.74        | 616.84        | 606.84        | NP                           | 0.00                          | 17.60                      | 15.26                    | 615.14                 | No                                  |                       |

**Table 3**  
**Groundwater and LNAPL Gauging Data - Terminal**  
Former Amoco Terminal  
Superior, Wisconsin

| Well ID | Date     | Ground Elevation | TOC Elevation | TOS Elevation | BOS Elevation | Depth to Product (feet BTOC) | Free Product Thickness (feet) | Depth to Water (feet BTOC) | Corrected DTW (feet bgs) | Corrected GW Elevation | Screen Submerged Below Water Table? | Comments/Observations |
|---------|----------|------------------|---------------|---------------|---------------|------------------------------|-------------------------------|----------------------------|--------------------------|------------------------|-------------------------------------|-----------------------|
| MW-33   | 04/22/96 | 630.40           | 632.74        | 616.84        | 606.84        | NP                           | 0.00                          | 14.37                      | 12.03                    | 618.37                 | Yes                                 |                       |
| MW-33   | 10/08/96 | 630.40           | 632.74        | 616.84        | 606.84        | NP                           | 0.00                          | 14.29                      | 11.95                    | 618.45                 | Yes                                 |                       |
| MW-33   | 04/29/97 | 630.40           | 632.74        | 616.84        | 606.84        | NP                           | 0.00                          | 12.35                      | 10.01                    | 620.39                 | Yes                                 |                       |
| MW-33   | 11/03/98 | 630.40           | 632.74        | 616.84        | 606.84        | NP                           | 0.00                          | 18.09                      | 15.75                    | 614.65                 | No                                  |                       |
| MW-33   | 03/02/99 | 630.40           | 632.74        | 616.84        | 606.84        | NP                           | 0.00                          | 18.00                      | 15.66                    | 614.74                 | No                                  |                       |
| MW-33   | 04/26/00 | 630.40           | 632.74        | 616.84        | 606.84        | NP                           | 0.00                          | 15.92                      | 13.58                    | 616.82                 | No                                  |                       |
| MW-33   | 04/24/01 | 630.40           | 632.74        | 616.84        | 606.84        | NP                           | 0.00                          | 16.57                      | 14.23                    | 616.17                 | No                                  |                       |
| MW-33   | 10/23/01 | 630.40           | 632.74        | 616.84        | 606.84        | NP                           | 0.00                          | 17.74                      | 15.40                    | 615.00                 | No                                  |                       |
| MW-33   | 04/23/02 | 630.40           | 632.74        | 616.84        | 606.84        | NP                           | 0.00                          | 17.85                      | 15.51                    | 614.89                 | No                                  |                       |
| MW-33   | 08/20/02 | 630.40           | 632.74        | 616.84        | 606.84        | NP                           | 0.00                          | 16.47                      | 14.13                    | 616.27                 | No                                  |                       |
| MW-33   | 11/05/02 | 630.40           | 632.74        | 616.84        | 606.84        | NP                           | 0.00                          | 15.54                      | 13.20                    | 617.20                 | Yes                                 |                       |
| MW-33   | 12/23/02 | 630.40           | 632.74        | 616.84        | 606.84        | NP                           | 0.00                          | 17.17                      | 14.83                    | 615.57                 | No                                  |                       |
| MW-33   | 01/28/03 | 630.40           | 632.74        | 616.84        | 606.84        | NP                           | 0.00                          | 17.80                      | 15.46                    | 614.94                 | No                                  |                       |
| MW-33   | 02/19/03 | 630.40           | 632.74        | 616.84        | 606.84        | NP                           | 0.00                          | 18.18                      | 15.84                    | 614.56                 | No                                  |                       |
| MW-33   | 04/17/03 | 630.40           | 632.74        | 616.84        | 606.84        | NP                           | 0.00                          | 18.80                      | 16.46                    | 613.94                 | No                                  |                       |
| MW-33   | 10/20/03 | 630.40           | 632.74        | 616.84        | 606.84        | NP                           | 0.00                          | 18.66                      | 16.32                    | 614.08                 | No                                  |                       |
| MW-33   | 12/03/03 | 630.40           | 632.74        | 616.84        | 606.84        | NP                           | 0.00                          | 18.95                      | 16.61                    | 613.79                 | No                                  |                       |
| MW-33   | 04/19/04 | 630.61           | 632.85        | 616.84        | 606.84        | NP                           | 0.00                          | 19.00                      | 16.76                    | 613.85                 | No                                  |                       |
| MW-33   | 07/28/04 | 630.61           | 632.85        | 616.84        | 606.84        | NP                           | 0.00                          | 17.45                      | 15.21                    | 615.40                 | No                                  |                       |
| MW-33   | 11/16/04 | 630.61           | 632.85        | 616.84        | 606.84        | NP                           | 0.00                          | 16.44                      | 14.20                    | 616.41                 | No                                  |                       |
| MW-33   | 04/18/05 | 630.61           | 632.85        | 616.84        | 606.84        | NP                           | 0.00                          | 16.48                      | 14.24                    | 616.37                 | No                                  |                       |
| MW-33   | 10/11/05 | 630.61           | 632.85        | 616.84        | 606.84        | NP                           | 0.00                          | 16.25                      | 14.01                    | 616.60                 | No                                  |                       |
| MW-33   | 05/23/06 | 630.61           | 632.85        | 616.84        | 606.84        | NP                           | 0.00                          | 14.54                      | 12.30                    | 618.31                 | Yes                                 |                       |
| MW-33   | 10/16/06 | 630.61           | 632.85        | 616.84        | 606.84        | NP                           | 0.00                          | 17.79                      | 15.55                    | 615.06                 | No                                  |                       |
| MW-33   | 04/23/07 | 630.61           | 632.85        | 616.84        | 606.84        | NP                           | 0.00                          | 18.24                      | 16.00                    | 614.61                 | No                                  |                       |
| MW-33   | 09/25/07 | 630.61           | 632.85        | 616.84        | 606.84        | NP                           | 0.00                          | 18.51                      | 16.27                    | 614.34                 | No                                  |                       |
| MW-33   | 05/01/08 | 630.61           | 632.85        | 616.84        | 606.84        | NP                           | 0.00                          | 14.95                      | 12.71                    | 617.90                 | Yes                                 |                       |
| MW-33   | 10/20/08 | 630.61           | 632.85        | 616.84        | 606.84        | NP                           | 0.00                          | 14.82                      | 12.58                    | 618.03                 | Yes                                 |                       |
| MW-33   | 08/31/11 | 630.61           | 632.85        | 616.84        | 606.84        | NP                           | 0.00                          | 14.33                      | 12.09                    | 618.52                 | Yes                                 |                       |
| MW-33   | 10/10/11 | 630.61           | 632.85        | 616.84        | 606.84        | NP                           | 0.00                          | 15.86                      | 13.62                    | 616.99                 | Yes                                 |                       |
| MW-33   | 01/04/12 | 630.61           | 632.85        | 616.84        | 606.84        | NP                           | 0.00                          | 17.56                      | 15.32                    | 615.29                 | No                                  |                       |
| MW-33   | 04/16/12 | 630.61           | 632.85        | 616.84        | 606.84        | NP                           | 0.00                          | 18.23                      | 15.99                    | 614.62                 | No                                  |                       |
| MW-33   | 06/26/12 | 630.61           | 632.85        | 616.84        | 606.84        | NP                           | 0.00                          | 12.72                      | 10.48                    | 620.13                 | Yes                                 |                       |
| MW-33   | 09/30/12 | 630.61           | 632.85        | 616.84        | 606.84        | NP                           | 0.00                          | 17.14                      | 14.90                    | 615.71                 | No                                  |                       |
| MW-33   | 12/17/12 | 630.61           | 632.85        | 616.84        | 606.84        | NP                           | 0.00                          | 18.20                      | 15.96                    | 614.65                 | No                                  |                       |
| MW-33   | 03/25/13 | 630.61           | 632.85        | 616.84        | 606.84        | NP                           | 0.00                          | 19.10                      | 16.86                    | 613.75                 | No                                  |                       |
| MW-33   | 05/05/13 | 630.61           | 632.85        | 616.84        | 606.84        | NP                           | 0.00                          | 18.19                      | 15.95                    | 614.66                 | No                                  |                       |
| MW-33   | 05/20/14 | 630.61           | 632.85        | 616.84        | 606.84        | NP                           | 0.00                          | 13.87                      | 11.63                    | 618.98                 | Yes                                 |                       |

**Table 3**  
**Groundwater and LNAPL Gauging Data - Terminal**  
Former Amoco Terminal  
Superior, Wisconsin

| Well ID | Date     | Ground Elevation | TOC Elevation | TOS Elevation | BOS Elevation | Depth to Product (feet BTOC) | Free Product Thickness (feet) | Depth to Water (feet BTOC) | Corrected DTW (feet bgs) | Corrected GW Elevation | Screen Submerged Below Water Table? | Comments/Observations |
|---------|----------|------------------|---------------|---------------|---------------|------------------------------|-------------------------------|----------------------------|--------------------------|------------------------|-------------------------------------|-----------------------|
| MW-33   | 10/29/14 | 630.61           | 632.85        | 616.84        | 606.84        | NP                           | 0.00                          | 15.40                      | 13.16                    | 617.45                 | Yes                                 |                       |
| MW-33   | 05/06/15 | 630.61           | 632.85        | 616.84        | 606.84        | NP                           | 0.00                          | 17.27                      | 15.03                    | 615.58                 | No                                  |                       |
| MW-33   | 10/05/05 | 630.61           | 632.85        | 616.84        | 606.84        | NP                           | 0.00                          | 16.76                      | 14.52                    | 616.09                 | No                                  |                       |
| MW-33   | 05/23/16 | 630.61           | 632.85        | 616.84        | 606.84        | NP                           | 0.00                          | 12.49                      | 10.25                    | 620.36                 | Yes                                 |                       |
| MW-33   | 10/03/16 | 630.61           | 632.85        | 616.84        | 606.84        | NP                           | 0.00                          | 15.07                      | 12.83                    | 617.78                 | Yes                                 |                       |
| MW-33   | 06/29/17 | 630.61           | 632.85        | 616.84        | 606.84        | NP                           | 0.00                          | 13.68                      | 11.44                    | 619.17                 | Yes                                 |                       |
| MW-33   | 05/26/20 | 630.61           | 632.85        | 616.84        | 606.84        | NP                           | 0.00                          | 12.92                      | 10.68                    | 619.93                 | Yes                                 |                       |
| MW-33   | 05/24/21 | 630.61           | 632.85        | 616.84        | 606.84        | NP                           | 0.00                          | 14.83                      | 12.59                    | 618.02                 | Yes                                 |                       |
| MW-34   | 08/06/91 | 627.70           | 629.37        | 608.97        | 598.97        | NP                           | 0.00                          | 12.55                      | 10.88                    | 616.82                 | Yes                                 |                       |
| MW-34   | 10/08/91 | 627.70           | 629.37        | 608.97        | 598.97        | NP                           | 0.00                          | 12.55                      | 10.88                    | 616.82                 | Yes                                 |                       |
| MW-34   | 01/07/92 | 627.70           | 629.37        | 608.97        | 598.97        | NP                           | 0.00                          | 12.99                      | 11.32                    | 616.38                 | Yes                                 |                       |
| MW-34   | 10/14/92 | 627.70           | 629.37        | 608.97        | 598.97        | NP                           | 0.00                          | 13.47                      | 11.80                    | 615.90                 | Yes                                 |                       |
| MW-34   | 06/25/93 | 627.70           | 629.37        | 608.97        | 598.97        | NP                           | 0.00                          | 10.32                      | 8.65                     | 619.05                 | Yes                                 |                       |
| MW-34   | 10/28/93 | 627.70           | 629.37        | 608.97        | 598.97        | NP                           | 0.00                          | 13.80                      | 12.13                    | 615.57                 | Yes                                 |                       |
| MW-34   | 01/29/94 | 627.70           | 629.37        | 608.97        | 598.97        | NP                           | 0.00                          | 14.41                      | 12.74                    | 614.96                 | Yes                                 |                       |
| MW-34   | 04/27/94 | 627.70           | 629.37        | 608.97        | 598.97        | NP                           | 0.00                          | 13.05                      | 11.38                    | 616.32                 | Yes                                 |                       |
| MW-34   | 07/21/94 | 627.70           | 629.37        | 608.97        | 598.97        | NP                           | 0.00                          | 13.17                      | 11.50                    | 616.20                 | Yes                                 |                       |
| MW-34   | 10/25/94 | 627.70           | 629.37        | 608.97        | 598.97        | NP                           | 0.00                          | 13.58                      | 11.91                    | 615.79                 | Yes                                 |                       |
| MW-34   | 10/28/94 | 627.70           | 629.37        | 608.97        | 598.97        | NP                           | 0.00                          | 13.34                      | 11.67                    | 616.03                 | Yes                                 |                       |
| MW-34   | 04/04/95 | 627.70           | 629.37        | 608.97        | 598.97        | NP                           | 0.00                          | 15.93                      | 14.26                    | 613.44                 | Yes                                 |                       |
| MW-34   | 11/13/95 | 627.70           | 629.37        | 608.97        | 598.97        | NP                           | 0.00                          | 12.73                      | 11.06                    | 616.64                 | Yes                                 |                       |
| MW-34   | 04/22/96 | 627.70           | 629.37        | 608.97        | 598.97        | NP                           | 0.00                          | 12.41                      | 10.74                    | 616.96                 | Yes                                 |                       |
| MW-34   | 10/08/96 | 627.70           | 629.37        | 608.97        | 598.97        | NP                           | 0.00                          | 12.87                      | 11.20                    | 616.50                 | Yes                                 |                       |
| MW-34   | 04/29/97 | 627.70           | 629.37        | 608.97        | 598.97        | NP                           | 0.00                          | 11.60                      | 9.93                     | 617.77                 | Yes                                 |                       |
| MW-34   | 11/03/98 | 627.70           | 629.37        | 608.97        | 598.97        | NP                           | 0.00                          | 15.20                      | 13.53                    | 614.17                 | Yes                                 |                       |
| MW-34   | 03/02/99 | 627.70           | 629.37        | 608.97        | 598.97        | NP                           | 0.00                          | 15.28                      | 13.61                    | 614.09                 | Yes                                 |                       |
| MW-34   | 04/26/00 | 627.70           | 629.37        | 608.97        | 598.97        | NP                           | 0.00                          | 13.67                      | 12.00                    | 615.70                 | Yes                                 |                       |
| MW-34   | 10/10/00 | 627.70           | 629.37        | 608.97        | 598.97        | NP                           | 0.00                          | 14.89                      | 13.22                    | 614.48                 | Yes                                 |                       |
| MW-34   | 10/23/01 | 627.70           | 629.37        | 608.97        | 598.97        | NP                           | 0.00                          | 15.09                      | 13.42                    | 614.28                 | Yes                                 |                       |
| MW-34   | 04/23/02 | 627.70           | 629.37        | 608.97        | 598.97        | NP                           | 0.00                          | 14.92                      | 13.25                    | 614.45                 | Yes                                 |                       |
| MW-34   | 11/05/02 | 627.70           | 629.37        | 608.97        | 598.97        | NP                           | 0.00                          | 13.15                      | 11.48                    | 616.22                 | Yes                                 |                       |
| MW-34   | 04/17/03 | 627.70           | 629.37        | 608.97        | 598.97        | NP                           | 0.00                          | 15.90                      | 14.23                    | 613.47                 | Yes                                 |                       |
| MW-34   | 10/20/03 | 627.70           | 629.37        | 608.97        | 598.97        | NP                           | 0.00                          | 15.64                      | 13.97                    | 613.73                 | Yes                                 |                       |
| MW-34   | 04/19/04 | 627.72           | 629.45        | 608.97        | 598.97        | NP                           | 0.00                          | 15.72                      | 13.99                    | 613.73                 | Yes                                 |                       |
| MW-34   | 11/16/04 | 627.72           | 629.45        | 608.97        | 598.97        | NP                           | 0.00                          | 13.47                      | 11.74                    | 615.98                 | Yes                                 |                       |
| MW-34   | 04/18/05 | 627.72           | 629.45        | 608.97        | 598.97        | NP                           | 0.00                          | 13.73                      | 12.00                    | 615.72                 | Yes                                 |                       |
| MW-34   | 10/11/05 | 627.72           | 629.45        | 608.97        | 598.97        | NP                           | 0.00                          | 13.51                      | 11.78                    | 615.94                 | Yes                                 |                       |

**Table 3**  
**Groundwater and LNAPL Gauging Data - Terminal**  
Former Amoco Terminal  
Superior, Wisconsin

| Well ID | Date     | Ground Elevation | TOC Elevation | TOS Elevation | BOS Elevation | Depth to Product (feet BTOC) | Free Product Thickness (feet) | Depth to Water (feet BTOC) | Corrected DTW (feet bgs) | Corrected GW Elevation | Screen Submerged Below Water Table? | Comments/Observations |
|---------|----------|------------------|---------------|---------------|---------------|------------------------------|-------------------------------|----------------------------|--------------------------|------------------------|-------------------------------------|-----------------------|
| MW-34   | 05/23/06 | 627.72           | 629.45        | 608.97        | 598.97        | NP                           | 0.00                          | 12.88                      | 11.15                    | 616.57                 | Yes                                 |                       |
| MW-34   | 10/16/06 | 627.72           | 629.45        | 608.97        | 598.97        | NP                           | 0.00                          | 14.99                      | 13.26                    | 614.46                 | Yes                                 |                       |
| MW-34   | 04/23/07 | 627.72           | 629.45        | 608.97        | 598.97        | NP                           | 0.00                          | 15.50                      | 13.77                    | 613.95                 | Yes                                 |                       |
| MW-34   | 09/25/07 | 627.72           | 629.45        | 608.97        | 598.97        | NP                           | 0.00                          | 15.42                      | 13.69                    | 614.03                 | Yes                                 |                       |
| MW-34   | 05/01/08 | 627.72           | 629.45        | 608.97        | 598.97        | NP                           | 0.00                          | 13.04                      | 11.31                    | 616.41                 | Yes                                 |                       |
| MW-34   | 10/20/08 | 627.72           | 629.45        | 608.97        | 598.97        | NP                           | 0.00                          | 12.76                      | 11.03                    | 616.69                 | Yes                                 |                       |
| MW-34   | 04/18/09 | 627.72           | 629.45        | 608.97        | 598.97        | NP                           | 0.00                          | 13.78                      | 12.05                    | 615.67                 | Yes                                 |                       |
| MW-34   | 10/11/09 | 627.72           | 629.45        | 608.97        | 598.97        | NP                           | 0.00                          | 14.88                      | 13.15                    | 614.57                 | Yes                                 |                       |
| MW-34   | 04/28/10 | 627.72           | 629.45        | 608.97        | 598.97        | NP                           | 0.00                          | 14.83                      | 13.10                    | 614.62                 | Yes                                 |                       |
| MW-34   | 10/25/10 | 627.72           | 629.45        | 608.97        | 598.97        | NP                           | 0.00                          | 13.44                      | 11.71                    | 616.01                 | Yes                                 |                       |
| MW-34   | 04/25/11 | 627.72           | 629.45        | 608.97        | 598.97        | NP                           | 0.00                          | 13.78                      | 12.05                    | 615.67                 | Yes                                 |                       |
| MW-34   | 10/10/11 | 627.72           | 629.45        | 608.97        | 598.97        | NP                           | 0.00                          | 13.99                      | 12.26                    | 615.46                 | Yes                                 |                       |
| MW-34   | 01/04/12 | 627.72           | 629.45        | 608.97        | 598.97        | NP                           | 0.00                          | 15.14                      | 13.41                    | 614.31                 | Yes                                 |                       |
| MW-34   | 04/16/12 | 627.72           | 629.45        | 608.97        | 598.97        | NP                           | 0.00                          | 15.78                      | 14.05                    | 613.67                 | Yes                                 |                       |
| MW-34   | 06/26/12 | 627.72           | 629.45        | 608.97        | 598.97        | NP                           | 0.00                          | 12.29                      | 10.56                    | 617.16                 | Yes                                 |                       |
| MW-34   | 09/30/12 | 627.72           | 629.45        | 608.97        | 598.97        | NP                           | 0.00                          | 14.82                      | 13.09                    | 614.63                 | Yes                                 |                       |
| MW-34   | 12/17/12 | 627.72           | 629.45        | 608.97        | 598.97        | NP                           | 0.00                          | 15.62                      | 13.89                    | 613.83                 | Yes                                 |                       |
| MW-34   | 05/05/13 | 627.72           | 629.45        | 608.97        | 598.97        | NP                           | 0.00                          | 15.64                      | 13.91                    | 613.81                 | Yes                                 |                       |
| MW-34   | 10/01/13 | 627.72           | 629.45        | 608.97        | 598.97        | NP                           | 0.00                          | 14.90                      | 13.17                    | 614.55                 | Yes                                 |                       |
| MW-34   | 05/20/14 | 627.72           | 629.45        | 608.97        | 598.97        | NP                           | 0.00                          | 11.74                      | 10.01                    | 617.71                 | Yes                                 |                       |
| MW-34   | 10/29/14 | 627.72           | 629.45        | 608.97        | 598.97        | NP                           | 0.00                          | 13.43                      | 11.70                    | 616.02                 | Yes                                 |                       |
| MW-34   | 05/06/15 | 627.72           | 629.45        | 608.97        | 598.97        | NP                           | 0.00                          | 14.58                      | 12.85                    | 614.87                 | Yes                                 |                       |
| MW-34   | 10/06/15 | 627.72           | 629.45        | 608.97        | 598.97        | NP                           | 0.00                          | 13.10                      | 11.37                    | 616.35                 | Yes                                 |                       |
| MW-34   | 05/23/16 | 627.72           | 629.45        | 608.97        | 598.97        | NP                           | 0.00                          | 12.02                      | 10.29                    | 617.43                 | Yes                                 |                       |
| MW-34   | 10/03/16 | 627.72           | 629.45        | 608.97        | 598.97        | NP                           | 0.00                          | 13.18                      | 11.45                    | 616.27                 | Yes                                 |                       |
| MW-34   | 06/29/17 | 627.72           | 629.45        | 608.97        | 598.97        | NP                           | 0.00                          | 12.71                      | 10.98                    | 616.74                 | Yes                                 |                       |
| MW-34   | 06/03/19 | 627.72           | 629.45        | 608.97        | 598.97        | NP                           | 0.00                          | 12.12                      | 10.39                    | 617.33                 | Yes                                 |                       |
| MW-34   | 05/26/20 | 627.72           | 629.45        | 608.97        | 598.97        | NP                           | 0.00                          | 13.89                      | 12.16                    | 615.56                 | Yes                                 |                       |
| MW-34   | 05/25/21 | 627.72           | 629.45        | 608.97        | 598.97        | NP                           | 0.00                          | 12.57                      | 10.84                    | 616.88                 | Yes                                 |                       |
| MW-35   | 08/06/91 | 637.20           | 639.58        | 619.08        | 609.08        | NP                           | 0.00                          | 16.96                      | 14.58                    | 622.62                 | Yes                                 |                       |
| MW-35   | 10/08/91 | 637.20           | 639.58        | 619.08        | 609.08        | NP                           | 0.00                          | 16.85                      | 14.47                    | 622.73                 | Yes                                 |                       |
| MW-35   | 01/07/92 | 637.20           | 639.58        | 619.08        | 609.08        | NP                           | 0.00                          | 17.28                      | 14.90                    | 622.30                 | Yes                                 |                       |
| MW-35   | 10/14/92 | 637.20           | 639.58        | 619.08        | 609.08        | NP                           | 0.00                          | 17.59                      | 15.21                    | 621.99                 | Yes                                 |                       |
| MW-35   | 06/25/93 | 637.20           | 639.58        | 619.08        | 609.08        | NP                           | 0.00                          | 14.39                      | 12.01                    | 625.19                 | Yes                                 |                       |
| MW-35   | 10/28/93 | 637.20           | 639.58        | 619.08        | 609.08        | NP                           | 0.00                          | 18.09                      | 15.71                    | 621.49                 | Yes                                 |                       |
| MW-35   | 01/29/94 | 637.20           | 639.58        | 619.08        | 609.08        | NP                           | 0.00                          | 19.41                      | 17.03                    | 620.17                 | Yes                                 |                       |
| MW-35   | 04/27/94 | 637.20           | 639.58        | 619.08        | 609.08        | NP                           | 0.00                          | 17.43                      | 15.05                    | 622.15                 | Yes                                 |                       |

**Table 3**  
**Groundwater and LNAPL Gauging Data - Terminal**  
Former Amoco Terminal  
Superior, Wisconsin

| Well ID | Date     | Ground Elevation | TOC Elevation | TOS Elevation | BOS Elevation | Depth to Product (feet BTOC) | Free Product Thickness (feet) | Depth to Water (feet BTOC) | Corrected DTW (feet bgs) | Corrected GW Elevation | Screen Submerged Below Water Table? | Comments/Observations |
|---------|----------|------------------|---------------|---------------|---------------|------------------------------|-------------------------------|----------------------------|--------------------------|------------------------|-------------------------------------|-----------------------|
| MW-35   | 07/21/94 | 637.20           | 639.58        | 619.08        | 609.08        | NP                           | 0.00                          | 17.35                      | 14.97                    | 622.23                 | Yes                                 |                       |
| MW-35   | 10/25/94 | 637.20           | 639.58        | 619.08        | 609.08        | NP                           | 0.00                          | 17.35                      | 14.97                    | 622.23                 | Yes                                 |                       |
| MW-35   | 10/28/94 | 637.20           | 639.58        | 619.08        | 609.08        | NP                           | 0.00                          | 16.93                      | 14.55                    | 622.65                 | Yes                                 |                       |
| MW-35   | 02/01/95 | 637.20           | 639.58        | 619.08        | 609.08        | NP                           | 0.00                          | 19.91                      | 17.53                    | 619.67                 | Yes                                 |                       |
| MW-35   | 04/04/95 | 637.20           | 639.58        | 619.08        | 609.08        | NP                           | 0.00                          | 20.35                      | 17.97                    | 619.23                 | Yes                                 |                       |
| MW-35   | 07/12/95 | 637.20           | 639.58        | 619.08        | 609.08        | NP                           | 0.00                          | 18.88                      | 16.50                    | 620.70                 | Yes                                 |                       |
| MW-35   | 11/13/95 | 637.20           | 639.58        | 619.08        | 609.08        | NP                           | 0.00                          | 17.05                      | 14.67                    | 622.53                 | Yes                                 |                       |
| MW-35   | 03/13/96 | 637.20           | 639.58        | 619.08        | 609.08        | NP                           | 0.00                          | 20.22                      | 17.84                    | 619.36                 | Yes                                 |                       |
| MW-35   | 04/22/96 | 637.20           | 639.58        | 619.08        | 609.08        | NP                           | 0.00                          | 17.12                      | 14.74                    | 622.46                 | Yes                                 |                       |
| MW-35   | 10/08/96 | 637.20           | 639.58        | 619.08        | 609.08        | NP                           | 0.00                          | 16.83                      | 14.45                    | 622.75                 | Yes                                 |                       |
| MW-35   | 04/29/97 | 637.20           | 639.58        | 619.08        | 609.08        | NP                           | 0.00                          | 13.95                      | 11.57                    | 625.63                 | Yes                                 |                       |
| MW-35   | 11/03/98 | 637.20           | 639.58        | 619.08        | 609.08        | NP                           | 0.00                          | 19.91                      | 17.53                    | 619.67                 | Yes                                 |                       |
| MW-35   | 03/02/99 | 637.20           | 639.58        | 619.08        | 609.08        | NP                           | 0.00                          | 21.59                      | 19.21                    | 617.99                 | No                                  |                       |
| MW-35   | 04/26/00 | 637.20           | 639.58        | 619.08        | 609.08        | NP                           | 0.00                          | 18.59                      | 16.21                    | 620.99                 | Yes                                 |                       |
| MW-35   | 10/10/00 | 637.20           | 639.58        | 619.08        | 609.08        | NP                           | 0.00                          | 21.90                      | 19.52                    | 617.68                 | No                                  |                       |
| MW-35   | 10/23/01 | 637.20           | 639.58        | 619.08        | 609.08        | NP                           | 0.00                          | 20.22                      | 17.84                    | 619.36                 | Yes                                 |                       |
| MW-35   | 01/22/02 | 637.20           | 641.16        | 619.08        | 609.08        | NP                           | 0.00                          | 22.09                      | 18.13                    | 619.07                 | No                                  |                       |
| MW-35   | 02/26/02 | 637.20           | 641.16        | 619.08        | 609.08        | NP                           | 0.00                          | 22.85                      | 18.89                    | 618.31                 | No                                  |                       |
| MW-35   | 03/20/02 | 637.20           | 641.16        | 619.08        | 609.08        | NP                           | 0.00                          | 23.07                      | 19.11                    | 618.09                 | No                                  |                       |
| MW-35   | 04/23/02 | 637.20           | 641.16        | 619.08        | 609.08        | NP                           | 0.00                          | 21.59                      | 17.63                    | 619.57                 | Yes                                 |                       |
| MW-35   | 05/15/02 | 637.20           | 639.58        | 619.08        | 609.08        | NP                           | 0.00                          | 18.47                      | 16.09                    | 621.11                 | Yes                                 |                       |
| MW-35   | 08/20/02 | 637.20           | 639.58        | 619.08        | 609.08        | NP                           | 0.00                          | 19.30                      | 16.92                    | 620.28                 | Yes                                 |                       |
| MW-35   | 09/30/02 | 637.20           | 639.58        | 619.08        | 609.08        | NP                           | 0.00                          | 18.78                      | 16.40                    | 620.80                 | Yes                                 |                       |
| MW-35   | 11/05/02 | 637.20           | 639.58        | 619.08        | 609.08        | NP                           | 0.00                          | 19.82                      | 17.44                    | 619.76                 | Yes                                 |                       |
| MW-35   | 12/23/02 | 637.20           | 639.58        | 619.08        | 609.08        | NP                           | 0.00                          | 21.83                      | 19.45                    | 617.75                 | No                                  |                       |
| MW-35   | 01/28/03 | 637.20           | 639.58        | 619.08        | 609.08        | NP                           | 0.00                          | 22.56                      | 20.18                    | 617.02                 | No                                  |                       |
| MW-35   | 02/19/03 | 637.20           | 639.58        | 619.08        | 609.08        | NP                           | 0.00                          | 23.12                      | 20.74                    | 616.46                 | No                                  |                       |
| MW-35   | 04/17/03 | 637.20           | 639.58        | 619.08        | 609.08        | NP                           | 0.00                          | 21.72                      | 19.34                    | 617.86                 | No                                  |                       |
| MW-35   | 06/10/03 | 637.20           | 641.16        | 619.08        | 609.08        | NP                           | 0.00                          | 22.07                      | 18.11                    | 619.09                 | Yes                                 |                       |
| MW-35   | 10/20/03 | 637.20           | 641.16        | 619.08        | 609.08        | NP                           | 0.00                          | 21.27                      | 17.31                    | 619.89                 | Yes                                 |                       |
| MW-35   | 12/03/03 | 637.20           | 641.16        | 619.08        | 609.08        | NP                           | 0.00                          | 23.21                      | 19.25                    | 617.95                 | No                                  |                       |
| MW-35   | 04/19/04 | 637.55           | 639.74        | 619.08        | 609.08        | NP                           | 0.00                          | 23.41                      | 21.22                    | 616.33                 | No                                  |                       |
| MW-35   | 07/28/04 | 637.55           | 639.74        | 619.08        | 609.08        | NP                           | 0.00                          | 20.06                      | 17.87                    | 619.68                 | Yes                                 |                       |
| MW-35   | 11/16/04 | 637.55           | 639.74        | 619.08        | 609.08        | NP                           | 0.00                          | 20.68                      | 18.49                    | 619.06                 | No                                  |                       |
| MW-35   | 04/18/05 | 637.55           | 639.74        | 619.08        | 609.08        | NP                           | 0.00                          | 21.63                      | 19.44                    | 618.11                 | No                                  |                       |
| MW-35   | 10/11/05 | 637.55           | 639.74        | 619.08        | 609.08        | NP                           | 0.00                          | 19.12                      | 16.93                    | 620.62                 | Yes                                 |                       |
| MW-35   | 05/23/06 | 637.55           | 639.74        | 619.08        | 609.08        | NP                           | 0.00                          | 17.97                      | 15.78                    | 621.77                 | Yes                                 |                       |
| MW-35   | 10/16/06 | 637.55           | 639.74        | 619.08        | 609.08        | NP                           | 0.00                          | 19.97                      | 17.78                    | 619.77                 | Yes                                 |                       |



**Table 3**  
**Groundwater and LNAPL Gauging Data - Terminal**  
Former Amoco Terminal  
Superior, Wisconsin

| Well ID | Date     | Ground Elevation | TOC Elevation | TOS Elevation | BOS Elevation | Depth to Product (feet BTOC) | Free Product Thickness (feet) | Depth to Water (feet BTOC) | Corrected DTW (feet bgs) | Corrected GW Elevation | Screen Submerged Below Water Table? | Comments/Observations |
|---------|----------|------------------|---------------|---------------|---------------|------------------------------|-------------------------------|----------------------------|--------------------------|------------------------|-------------------------------------|-----------------------|
| MW-35   | 04/23/07 | 637.55           | 639.74        | 619.08        | 609.08        | NP                           | 0.00                          | 21.26                      | 19.07                    | 618.48                 | No                                  |                       |
| MW-35   | 09/25/07 | 637.55           | 639.74        | 619.08        | 609.08        | NP                           | 0.00                          | 20.70                      | 18.51                    | 619.04                 | No                                  |                       |
| MW-35   | 05/01/08 | 637.55           | 639.74        | 619.08        | 609.08        | NP                           | 0.00                          | 18.73                      | 16.54                    | 621.01                 | Yes                                 |                       |
| MW-35   | 10/20/08 | 637.55           | 639.74        | 619.08        | 609.08        | NP                           | 0.00                          | 17.16                      | 14.97                    | 622.58                 | Yes                                 |                       |
| MW-35   | 04/18/09 | 637.55           | 639.74        | 619.08        | 609.08        | NP                           | 0.00                          | 19.34                      | 17.15                    | 620.40                 | Yes                                 |                       |
| MW-35   | 10/11/09 | 637.55           | 639.74        | 619.08        | 609.08        | NP                           | 0.00                          | 20.20                      | 18.01                    | 619.54                 | Yes                                 |                       |
| MW-35   | 04/28/10 | 637.55           | 639.74        | 619.08        | 609.08        | NP                           | 0.00                          | 20.26                      | 18.07                    | 619.48                 | Yes                                 |                       |
| MW-35   | 10/25/10 | 637.55           | 639.74        | 619.08        | 609.08        | NP                           | 0.00                          | 18.24                      | 16.05                    | 621.50                 | Yes                                 |                       |
| MW-35   | 04/25/11 | 637.55           | 639.74        | 619.08        | 609.08        | NP                           | 0.00                          | 19.61                      | 17.42                    | 620.13                 | Yes                                 |                       |
| MW-35   | 10/10/11 | 637.55           | 639.74        | 619.08        | 609.08        | NP                           | 0.00                          | 19.75                      | 17.56                    | 619.99                 | Yes                                 |                       |
| MW-35   | 01/04/12 | 637.55           | 639.74        | 619.08        | 609.08        | NP                           | 0.00                          | 21.18                      | 18.99                    | 618.56                 | No                                  |                       |
| MW-35   | 04/16/12 | 637.55           | 639.74        | 619.08        | 609.08        | NP                           | 0.00                          | 21.24                      | 19.05                    | 618.50                 | No                                  |                       |
| MW-35   | 06/26/12 | 637.55           | 639.74        | 619.08        | 609.08        | NP                           | 0.00                          | 17.50                      | 15.31                    | 622.24                 | Yes                                 |                       |
| MW-35   | 09/30/12 | 637.55           | 639.74        | 619.08        | 609.08        | NP                           | 0.00                          | 21.04                      | 18.85                    | 618.70                 | No                                  |                       |
| MW-35   | 12/17/12 | 637.55           | 639.74        | 619.08        | 609.08        | NP                           | 0.00                          | 21.53                      | 19.34                    | 618.21                 | No                                  |                       |
| MW-35   | 03/25/13 | 637.55           | 639.74        | 619.08        | 609.08        | NP                           | 0.00                          | 22.92                      | 20.73                    | 616.82                 | No                                  |                       |
| MW-35   | 05/05/13 | 637.55           | 639.74        | 619.08        | 609.08        | NP                           | 0.00                          | 21.67                      | 19.48                    | 618.07                 | No                                  |                       |
| MW-35   | 10/01/13 | 637.55           | 639.74        | 619.08        | 609.08        | NP                           | 0.00                          | 21.10                      | 18.91                    | 618.64                 | No                                  |                       |
| MW-35   | 05/20/14 | 637.55           | 639.74        | 619.08        | 609.08        | NP                           | 0.00                          | 18.50                      | 16.31                    | 621.24                 | Yes                                 |                       |
| MW-35   | 10/29/14 | 637.55           | 639.74        | 619.08        | 609.08        | NP                           | 0.00                          | 19.17                      | 16.98                    | 620.57                 | Yes                                 |                       |
| MW-35   | 05/06/15 | 637.55           | 639.74        | 619.08        | 609.08        | NP                           | 0.00                          | 21.75                      | 19.56                    | 617.99                 | No                                  |                       |
| MW-35   | 10/06/15 | 637.55           | 639.74        | 619.08        | 609.08        | NP                           | 0.00                          | 18.80                      | 16.61                    | 620.94                 | Yes                                 |                       |
| MW-35   | 05/23/16 | 637.55           | 639.74        | 619.08        | 609.08        | NP                           | 0.00                          | 16.94                      | 14.75                    | 622.80                 | Yes                                 |                       |
| MW-35   | 10/03/16 | 637.55           | 639.74        | 619.08        | 609.08        | NP                           | 0.00                          | 18.34                      | 16.15                    | 621.40                 | Yes                                 |                       |
| MW-35   | 06/29/17 | 637.55           | 639.74        | 619.08        | 609.08        | NP                           | 0.00                          | 17.96                      | 15.77                    | 621.78                 | Yes                                 |                       |
| MW-35   | 05/26/20 | 637.55           | 639.74        | 619.08        | 609.08        | NP                           | 0.00                          | 17.58                      | 15.39                    | 622.16                 | Yes                                 |                       |
| MW-35   | 05/24/21 | 637.55           | 639.74        | 619.08        | 609.08        | NP                           | 0.00                          | 19.47                      | 17.28                    | 620.27                 | Yes                                 |                       |
| MW-47   | 10/03/16 | 630.30           | 632.46        | 618.30        | 608.30        | NP                           | 0.00                          | 16.08                      | 13.92                    | 616.38                 | No                                  |                       |
| MW-47   | 06/29/17 | 630.30           | 632.46        | 618.30        | 608.30        | NP                           | 0.00                          | 15.90                      | 13.74                    | 616.56                 | No                                  |                       |
| MW-47   | 05/26/20 | 630.30           | 632.46        | 618.30        | 608.30        | NP                           | 0.00                          | 15.39                      | 13.23                    | 617.07                 | No                                  |                       |
| MW-47   | 05/24/21 | 630.30           | 632.46        | 618.30        | 608.30        | NP                           | 0.00                          | 16.50                      | 14.34                    | 615.96                 | No                                  |                       |
| MWT-2S  | 10/21/03 | 630.07           | 632.65        | 620.70        | 605.70        | NP                           | 0.00                          | 18.76                      | 16.18                    | 613.89                 | No                                  |                       |
| MWT-2S  | 01/20/04 | 630.07           | 632.65        | 620.70        | 605.70        | NP                           | 0.00                          | 19.35                      | 16.77                    | 613.30                 | No                                  |                       |
| MWT-2S  | 04/19/04 | 630.07           | 632.65        | 620.70        | 605.70        | NP                           | 0.00                          | 19.04                      | 16.46                    | 613.61                 | No                                  |                       |
| MWT-2S  | 07/27/04 | 630.07           | 632.65        | 620.70        | 605.70        | NP                           | 0.00                          | 17.71                      | 15.13                    | 614.94                 | No                                  |                       |
| MWT-2S  | 11/16/04 | 630.07           | 632.65        | 620.70        | 605.70        | NP                           | 0.00                          | 16.60                      | 14.02                    | 616.05                 | No                                  |                       |

**Table 3**  
**Groundwater and LNAPL Gauging Data - Terminal**  
Former Amoco Terminal  
Superior, Wisconsin

| Well ID | Date     | Ground Elevation | TOC Elevation | TOS Elevation | BOS Elevation | Depth to Product (feet BTOC) | Free Product Thickness (feet) | Depth to Water (feet BTOC) | Corrected DTW (feet bgs) | Corrected GW Elevation | Screen Submerged Below Water Table? | Comments/Observations |
|---------|----------|------------------|---------------|---------------|---------------|------------------------------|-------------------------------|----------------------------|--------------------------|------------------------|-------------------------------------|-----------------------|
| MWT-2S  | 04/18/05 | 630.07           | 632.65        | 620.70        | 605.70        | NP                           | 0.00                          | 16.65                      | 14.07                    | 616.00                 | No                                  |                       |
| MWT-2S  | 10/11/05 | 630.07           | 632.65        | 620.70        | 605.70        | NP                           | 0.00                          | 16.16                      | 13.58                    | 616.49                 | No                                  |                       |
| MWT-2S  | 05/23/06 | 630.07           | 632.65        | 620.70        | 605.70        | NP                           | 0.00                          | 15.07                      | 12.49                    | 617.58                 | No                                  |                       |
| MWT-2S  | 10/16/06 | 630.07           | 632.65        | 620.70        | 605.70        | NP                           | 0.00                          | 17.93                      | 15.35                    | 614.72                 | No                                  |                       |
| MWT-2S  | 04/23/07 | 630.07           | 632.65        | 620.70        | 605.70        | NP                           | 0.00                          | 18.46                      | 15.88                    | 614.19                 | No                                  |                       |
| MWT-2S  | 09/25/07 | 630.07           | 632.52        | 620.70        | 605.70        | NP                           | 0.00                          | 18.42                      | 15.97                    | 614.10                 | No                                  |                       |
| MWT-2S  | 05/01/08 | 630.07           | 632.52        | 620.70        | 605.70        | NP                           | 0.00                          | 15.80                      | 13.35                    | 616.72                 | No                                  |                       |
| MWT-2S  | 10/20/08 | 630.07           | 632.52        | 620.70        | 605.70        | NP                           | 0.00                          | 14.78                      | 12.33                    | 617.74                 | No                                  |                       |
| MWT-2S  | 08/31/11 | 630.07           | 632.52        | 620.70        | 605.70        | NP                           | 0.00                          | 14.77                      | 12.32                    | 617.75                 | No                                  |                       |
| MWT-2S  | 10/10/11 | 630.07           | 632.52        | 620.70        | 605.70        | NP                           | 0.00                          | 16.23                      | 13.78                    | 616.29                 | No                                  |                       |
| MWT-2S  | 01/04/12 | 630.07           | 632.52        | 620.70        | 605.70        | NP                           | 0.00                          | 17.75                      | 15.30                    | 614.77                 | No                                  |                       |
| MWT-2S  | 04/16/12 | 630.07           | 632.52        | 620.70        | 605.70        | NP                           | 0.00                          | 18.29                      | 15.84                    | 614.23                 | No                                  |                       |
| MWT-2S  | 06/26/12 | 630.07           | 632.52        | 620.70        | 605.70        | NP                           | 0.00                          | 13.47                      | 11.02                    | 619.05                 | No                                  |                       |
| MWT-2S  | 09/30/12 | 630.07           | 632.52        | 620.70        | 605.70        | NP                           | 0.00                          | 17.39                      | 14.94                    | 615.13                 | No                                  |                       |
| MWT-2S  | 12/17/12 | 630.07           | 632.52        | 620.70        | 605.70        | NP                           | 0.00                          | 18.29                      | 15.84                    | 614.23                 | No                                  |                       |
| MWT-2S  | 03/25/13 | 630.07           | 632.52        | 620.70        | 605.70        | NP                           | 0.00                          | 19.21                      | 16.76                    | 613.31                 | No                                  |                       |
| MWT-2S  | 05/05/13 | 630.07           | 632.52        | 620.70        | 605.70        | NP                           | 0.00                          | 18.26                      | 15.81                    | 614.26                 | No                                  |                       |
| MWT-2S  | 05/20/14 | 630.07           | 632.52        | 620.70        | 605.70        | NP                           | 0.00                          | 14.30                      | 11.85                    | 618.22                 | No                                  |                       |
| MWT-2S  | 10/31/14 | 630.07           | 632.52        | 620.70        | 605.70        | NP                           | 0.00                          | 15.89                      | 13.44                    | 616.63                 | No                                  |                       |
| MWT-2S  | 05/06/15 | 630.07           | 632.52        | 620.70        | 605.70        | NP                           | 0.00                          | 17.21                      | 14.76                    | 615.31                 | No                                  |                       |
| MWT-2S  | 10/05/15 | 630.07           | 632.52        | 620.70        | 605.70        | NP                           | 0.00                          | 15.64                      | 13.19                    | 616.88                 | No                                  |                       |
| MWT-2S  | 05/23/16 | 630.07           | 632.52        | 620.70        | 605.70        | NP                           | 0.00                          | 13.09                      | 10.64                    | 619.43                 | No                                  |                       |
| MWT-2S  | 10/03/16 | 630.07           | 632.52        | 620.70        | 605.70        | NP                           | 0.00                          | 15.30                      | 12.85                    | 617.22                 | No                                  |                       |
| MWT-2S  | 06/29/17 | 630.07           | 632.52        | 620.70        | 605.70        | NP                           | 0.00                          | 14.16                      | 11.71                    | 618.36                 | No                                  |                       |
| MWT-2S  | 10/08/18 | 630.07           | 632.52        | 620.70        | 605.70        | NP                           | 0.00                          | 16.08                      | 13.63                    | 616.44                 | No                                  |                       |
| MWT-2S  | 06/03/19 | 630.07           | 632.52        | 620.70        | 605.70        | NP                           | 0.00                          | 13.11                      | 10.66                    | 619.41                 | No                                  |                       |
| MWT-2S  | 10/02/19 | 630.07           | 632.52        | 620.70        | 605.70        | NP                           | 0.00                          | 15.52                      | 13.07                    | 617.00                 | No                                  |                       |
| MWT-2S  | 05/26/20 | 630.07           | 632.52        | 620.70        | 605.70        | NP                           | 0.00                          | 13.49                      | 11.04                    | 619.03                 | No                                  |                       |
| MWT-2S  | 05/24/21 | 630.07           | 632.52        | 620.70        | 605.70        | NP                           | 0.00                          | 13.73                      | 11.28                    | 618.79                 | No                                  |                       |
| MWT-2D  | 10/21/03 | 630.05           | 632.47        | 577.85        | 572.85        | NP                           | 0.00                          | 19.79                      | 17.37                    | 612.68                 | Yes                                 |                       |
| MWT-2D  | 01/20/04 | 630.05           | 632.47        | 577.85        | 572.85        | NP                           | 0.00                          | 20.45                      | 18.03                    | 612.02                 | Yes                                 |                       |
| MWT-2D  | 04/19/04 | 630.05           | 632.47        | 577.85        | 572.85        | NP                           | 0.00                          | 19.94                      | 17.52                    | 612.53                 | Yes                                 |                       |
| MWT-2D  | 07/27/04 | 630.05           | 632.47        | 577.85        | 572.85        | NP                           | 0.00                          | 18.99                      | 16.57                    | 613.48                 | Yes                                 |                       |
| MWT-2D  | 11/16/04 | 630.05           | 632.47        | 577.85        | 572.85        | NP                           | 0.00                          | 18.14                      | 15.72                    | 614.33                 | Yes                                 |                       |
| MWT-2D  | 04/18/05 | 630.05           | 632.47        | 577.85        | 572.85        | NP                           | 0.00                          | 18.46                      | 16.04                    | 614.01                 | Yes                                 |                       |
| MWT-2D  | 10/11/05 | 630.05           | 632.47        | 577.85        | 572.85        | NP                           | 0.00                          | 17.79                      | 15.37                    | 614.68                 | Yes                                 |                       |
| MWT-2D  | 05/23/06 | 630.05           | 632.47        | 577.85        | 572.85        | NP                           | 0.00                          | 17.18                      | 14.76                    | 615.29                 | Yes                                 |                       |

**Table 3**  
**Groundwater and LNAPL Gauging Data - Terminal**  
Former Amoco Terminal  
Superior, Wisconsin

| Well ID | Date     | Ground Elevation | TOC Elevation | TOS Elevation | BOS Elevation | Depth to Product (feet BTOC) | Free Product Thickness (feet) | Depth to Water (feet BTOC) | Corrected DTW (feet bgs) | Corrected GW Elevation | Screen Submerged Below Water Table? | Comments/Observations |
|---------|----------|------------------|---------------|---------------|---------------|------------------------------|-------------------------------|----------------------------|--------------------------|------------------------|-------------------------------------|-----------------------|
| MWT-2D  | 10/16/06 | 630.05           | 632.47        | 577.85        | 572.85        | NP                           | 0.00                          | 18.96                      | 16.54                    | 613.51                 | Yes                                 |                       |
| MWT-2D  | 04/23/07 | 630.05           | 632.47        | 577.85        | 572.85        | NP                           | 0.00                          | 19.37                      | 16.95                    | 613.10                 | Yes                                 |                       |
| MWT-2D  | 05/01/08 | 630.05           | 632.47        | 577.85        | 572.85        | NP                           | 0.00                          | 17.60                      | 15.18                    | 614.87                 | Yes                                 |                       |
| MWT-2D  | 10/20/08 | 630.05           | 632.47        | 577.85        | 572.85        | NP                           | 0.00                          | 16.59                      | 14.17                    | 615.88                 | Yes                                 |                       |
| MWT-2D  | 08/31/11 | 630.05           | 632.47        | 577.85        | 572.85        | NP                           | 0.00                          | 16.47                      | 14.05                    | 616.00                 | Yes                                 |                       |
| MWT-2D  | 10/10/11 | 630.05           | 632.47        | 577.85        | 572.85        | NP                           | 0.00                          | 17.69                      | 15.27                    | 614.78                 | Yes                                 |                       |
| MWT-2D  | 01/04/12 | 630.05           | 632.47        | 577.85        | 572.85        | NP                           | 0.00                          | 18.99                      | 16.57                    | 613.48                 | Yes                                 |                       |
| MWT-2D  | 04/16/12 | 630.05           | 632.47        | 577.85        | 572.85        | NP                           | 0.00                          | 19.23                      | 16.81                    | 613.24                 | Yes                                 |                       |
| MWT-2D  | 06/26/12 | 630.05           | 632.47        | 577.85        | 572.85        | NP                           | 0.00                          | 16.02                      | 13.60                    | 616.45                 | Yes                                 |                       |
| MWT-2D  | 09/30/12 | 630.05           | 632.47        | 577.85        | 572.85        | NP                           | 0.00                          | 18.76                      | 16.34                    | 613.71                 | Yes                                 |                       |
| MWT-2D  | 12/17/12 | 630.05           | 632.47        | 577.85        | 572.85        | NP                           | 0.00                          | 19.37                      | 16.95                    | 613.10                 | Yes                                 |                       |
| MWT-2D  | 03/25/13 | 630.05           | 632.47        | 577.85        | 572.85        | NP                           | 0.00                          | 20.27                      | 17.85                    | 612.20                 | Yes                                 |                       |
| MWT-2D  | 10/03/13 | 630.05           | 632.47        | 577.85        | 572.85        | NP                           | 0.00                          | 18.93                      | 16.51                    | 613.54                 | Yes                                 |                       |
| MWT-2D  | 05/21/14 | 630.05           | 632.47        | 577.85        | 572.85        | NP                           | 0.00                          | 16.53                      | 14.11                    | 615.94                 | Yes                                 |                       |
| MWT-2D  | 10/30/14 | 630.05           | 632.47        | 577.85        | 572.85        | NP                           | 0.00                          | 17.08                      | 14.66                    | 615.39                 | Yes                                 |                       |
| MWT-2D  | 05/05/15 | 630.05           | 632.47        | 577.85        | 572.85        | NP                           | 0.00                          | 18.63                      | 16.21                    | 613.84                 | Yes                                 |                       |
| MWT-2D  | 10/07/15 | 630.05           | 630.05        | 577.85        | 572.85        | NP                           | 0.00                          | 17.02                      | 17.02                    | 613.03                 | Yes                                 |                       |
| MWT-2D  | 05/23/16 | 630.05           | 632.47        | 577.85        | 572.85        | NP                           | 0.00                          | 15.38                      | 12.96                    | 617.09                 | Yes                                 |                       |
| MWT-2D  | 10/03/16 | 630.05           | 632.47        | 577.85        | 572.85        | NP                           | 0.00                          | 16.52                      | 14.10                    | 615.95                 | Yes                                 |                       |
| MWT-2D  | 06/14/17 | 630.05           | 632.47        | 577.85        | 572.85        | NP                           | 0.00                          | 15.47                      | 13.05                    | 617.00                 | Yes                                 |                       |
| MWT-2D  | 10/03/17 | 630.05           | 632.47        | 577.85        | 572.85        | NP                           | 0.00                          | 14.43                      | 12.01                    | 618.04                 | Yes                                 |                       |
| MWT-2D  | 06/18/18 | 630.05           | 632.47        | 577.85        | 572.85        | NP                           | 0.00                          | 16.22                      | 13.80                    | 616.25                 | Yes                                 |                       |
| MWT-2D  | 06/27/18 | 630.05           | 632.47        | 577.85        | 572.85        | NP                           | 0.00                          | 16.12                      | 13.70                    | 616.35                 | Yes                                 |                       |
| MWT-2D  | 10/08/18 | 630.05           | 632.47        | 577.85        | 572.85        | NP                           | 0.00                          | 17.06                      | 14.64                    | 615.41                 | Yes                                 |                       |
| MWT-2D  | 06/03/19 | 630.05           | 632.47        | 577.85        | 572.85        | NP                           | 0.00                          | 15.54                      | 13.12                    | 616.93                 | Yes                                 |                       |
| MWT-2D  | 10/03/19 | 630.05           | 632.47        | 577.85        | 572.85        | NP                           | 0.00                          | 16.57                      | 14.15                    | 615.90                 | Yes                                 |                       |
| MWT-2D  | 05/26/20 | 630.05           | 632.47        | 577.85        | 572.85        | NP                           | 0.00                          | 15.41                      | 12.99                    | 617.06                 | Yes                                 |                       |
| MWT-2D  | 10/05/20 | 630.05           | 632.47        | 577.85        | 572.85        | NP                           | 0.00                          | 17.19                      | 14.77                    | 615.28                 | Yes                                 |                       |
| MWT-2D  | 05/24/21 | 630.05           | 632.47        | 577.85        | 572.85        | NP                           | 0.00                          | 13.21                      | 10.79                    | 619.26                 | Yes                                 |                       |
| MWT-6   | 10/23/03 | 635.01           | 637.51        | 623.01        | 613.01        | 21.98                        | 0.59                          | 22.57                      | 19.61                    | 615.40                 | No                                  |                       |
| MWT-6   | 04/19/04 | 635.01           | 637.51        | 623.01        | 613.01        | 22.03                        | 1.93                          | 23.96                      | 19.97                    | 615.04                 | No                                  |                       |
| MWT-6   | 11/15/04 | 635.01           | 637.51        | 623.01        | 613.01        | 20.34                        | 1.71                          | 22.05                      | 18.23                    | 616.78                 | No                                  |                       |
| MWT-6   | 04/18/05 | 635.01           | 637.51        | 623.01        | 613.01        | 20.35                        | 3.59                          | 23.94                      | 18.66                    | 616.35                 | No                                  |                       |
| MWT-6   | 10/11/05 | 635.01           | 637.51        | 623.01        | 613.01        | NP                           | 0.00                          | 20.20                      | 17.70                    | 617.31                 | No                                  |                       |
| MWT-6   | 05/23/06 | 635.01           | 637.51        | 623.01        | 613.01        | NP                           | 0.00                          | 19.50                      | 17.00                    | 618.01                 | No                                  | Sheen                 |
| MWT-6   | 10/16/06 | 635.01           | 637.51        | 623.01        | 613.01        | 20.56                        | 0.12                          | 20.68                      | 18.09                    | 616.92                 | No                                  | Sheen                 |
| MWT-6   | 04/23/07 | 635.01           | 637.51        | 623.01        | 613.01        | 21.61                        | 0.21                          | 21.82                      | 19.16                    | 615.85                 | No                                  |                       |

**Table 3**  
**Groundwater and LNAPL Gauging Data - Terminal**  
Former Amoco Terminal  
Superior, Wisconsin

| Well ID | Date     | Ground Elevation | TOC Elevation | TOS Elevation | BOS Elevation | Depth to Product (feet BTOC) | Free Product Thickness (feet) | Depth to Water (feet BTOC) | Corrected DTW (feet bgs) | Corrected GW Elevation | Screen Submerged Below Water Table? | Comments/Observations |
|---------|----------|------------------|---------------|---------------|---------------|------------------------------|-------------------------------|----------------------------|--------------------------|------------------------|-------------------------------------|-----------------------|
| MWT-6   | 09/25/07 | 635.01           | 637.40        | 623.01        | 613.01        | 21.56                        | 3.45                          | 25.01                      | 19.95                    | 615.06                 | No                                  |                       |
| MWT-6   | 05/01/08 | 635.01           | 637.40        | 623.01        | 613.01        | 21.33                        | 1.11                          | 22.44                      | 19.19                    | 615.82                 | No                                  |                       |
| MWT-6   | 10/20/08 | 635.01           | 637.40        | 623.01        | 613.01        | NP                           | 0.00                          | 19.99                      | 17.60                    | 617.41                 | No                                  | WT rise               |
| MWT-6   | 04/18/09 | 635.01           | 637.40        | 623.01        | 613.01        | NP                           | 0.00                          | 20.67                      | 18.28                    | 616.73                 | No                                  |                       |
| MWT-6   | 08/04/09 | 635.01           | 637.40        | 623.01        | 613.01        | NP                           | 0.00                          | 21.05                      | 18.66                    | 616.35                 | No                                  |                       |
| MWT-6   | 08/05/09 | 635.01           | 637.40        | 623.01        | 613.01        | NP                           | 0.00                          | 21.05                      | 18.66                    | 616.35                 | No                                  |                       |
| MWT-6   | 08/13/09 | 635.01           | 637.40        | 623.01        | 613.01        | NP                           | 0.00                          | 21.03                      | 18.64                    | 616.37                 | No                                  |                       |
| MWT-6   | 08/18/09 | 635.01           | 637.40        | 623.01        | 613.01        | NP                           | 0.00                          | 21.05                      | 18.66                    | 616.35                 | No                                  |                       |
| MWT-6   | 08/26/09 | 635.01           | 637.40        | 623.01        | 613.01        | NP                           | 0.00                          | 20.95                      | 18.56                    | 616.45                 | No                                  |                       |
| MWT-6   | 09/03/09 | 635.01           | 637.40        | 623.01        | 613.01        | NP                           | 0.00                          | 20.75                      | 18.36                    | 616.65                 | No                                  |                       |
| MWT-6   | 09/08/09 | 635.01           | 637.40        | 623.01        | 613.01        | NP                           | 0.00                          | 20.69                      | 18.30                    | 616.71                 | No                                  |                       |
| MWT-6   | 09/14/09 | 635.01           | 637.40        | 623.01        | 613.01        | NP                           | 0.00                          | 20.64                      | 18.25                    | 616.76                 | No                                  |                       |
| MWT-6   | 10/11/09 | 635.01           | 637.40        | 623.01        | 613.01        | NP                           | 0.00                          | 21.09                      | 18.70                    | 616.31                 | No                                  |                       |
| MWT-6   | 10/15/09 | 635.01           | 637.40        | 623.01        | 613.01        | NP                           | 0.00                          | 21.09                      | 18.70                    | 616.31                 | No                                  |                       |
| MWT-6   | 04/28/10 | 635.01           | 637.40        | 623.01        | 613.01        | NP                           | 0.00                          | 21.35                      | 18.96                    | 616.05                 | No                                  |                       |
| MWT-6   | 10/25/10 | 635.01           | 637.40        | 623.01        | 613.01        | NP                           | 0.00                          | 19.28                      | 16.89                    | 618.12                 | No                                  |                       |
| MWT-6   | 04/25/11 | 635.01           | 637.40        | 623.01        | 613.01        | NP                           | 0.00                          | 20.41                      | 18.02                    | 616.99                 | No                                  |                       |
| MWT-6   | 09/14/11 | 635.01           | 637.40        | 623.01        | 613.01        | NP                           | 0.00                          | 19.43                      | 17.04                    | 617.97                 | No                                  |                       |
| MWT-6   | 09/23/11 | 635.01           | 637.40        | 623.01        | 613.01        | NP                           | 0.00                          | 19.52                      | 17.13                    | 617.88                 | No                                  |                       |
| MWT-6   | 09/29/11 | 635.01           | 637.40        | 623.01        | 613.01        | NP                           | 0.00                          | 19.41                      | 17.02                    | 617.99                 | No                                  |                       |
| MWT-6   | 10/10/11 | 635.01           | 637.40        | 623.01        | 613.01        | NP                           | 0.00                          | 19.62                      | 17.23                    | 617.78                 | No                                  |                       |
| MWT-6   | 10/21/11 | 635.01           | 637.40        | 623.01        | 613.01        | NP                           | 0.00                          | 19.97                      | 17.58                    | 617.43                 | No                                  |                       |
| MWT-6   | 10/21/11 | 635.01           | 637.40        | 623.01        | 613.01        | NP                           | 0.00                          | 20.08                      | 17.69                    | 617.32                 | No                                  |                       |
| MWT-6   | 11/03/11 | 635.01           | 637.40        | 623.01        | 613.01        | NP                           | 0.00                          | 20.23                      | 17.84                    | 617.17                 | No                                  |                       |
| MWT-6   | 11/09/11 | 635.01           | 637.40        | 623.01        | 613.01        | NP                           | 0.00                          | 20.22                      | 17.83                    | 617.18                 | No                                  |                       |
| MWT-6   | 11/13/11 | 635.01           | 637.40        | 623.01        | 613.01        | NP                           | 0.00                          | 20.31                      | 17.92                    | 617.09                 | No                                  |                       |
| MWT-6   | 11/22/11 | 635.01           | 637.40        | 623.01        | 613.01        | NP                           | 0.00                          | 20.42                      | 18.03                    | 616.98                 | No                                  |                       |
| MWT-6   | 12/01/11 | 635.01           | 637.40        | 623.01        | 613.01        | NP                           | 0.00                          | 20.68                      | 18.29                    | 616.72                 | No                                  |                       |
| MWT-6   | 01/04/12 | 635.01           | 637.40        | 623.01        | 613.01        | NP                           | 0.00                          | 20.98                      | 18.59                    | 616.42                 | No                                  |                       |
| MWT-6   | 02/16/12 | 635.01           | 637.40        | 623.01        | 613.01        | NP                           | 0.00                          | 21.56                      | 19.17                    | 615.84                 | No                                  |                       |
| MWT-6   | 03/13/12 | 635.01           | 637.40        | 623.01        | 613.01        | 21.92                        | 0.06                          | 21.98                      | 19.54                    | 615.47                 | No                                  |                       |
| MWT-6   | 04/16/12 | 635.01           | 637.40        | 623.01        | 613.01        | NP                           | 0.00                          | 21.85                      | 19.46                    | 615.55                 | No                                  |                       |
| MWT-6   | 06/26/12 | 635.01           | 637.40        | 623.01        | 613.01        | NP                           | 0.00                          | 19.99                      | 17.60                    | 617.41                 | No                                  |                       |
| MWT-6   | 07/24/12 | 635.01           | 637.40        | 623.01        | 613.01        | NP                           | 0.00                          | 20.17                      | 17.78                    | 617.23                 | No                                  |                       |
| MWT-6   | 08/19/12 | 635.01           | 637.40        | 623.01        | 613.01        | NP                           | 0.00                          | 20.41                      | 18.02                    | 616.99                 | No                                  |                       |
| MWT-6   | 09/17/12 | 635.01           | 637.40        | 623.01        | 613.01        | NP                           | 0.00                          | 20.77                      | 18.38                    | 616.63                 | No                                  |                       |
| MWT-6   | 09/30/12 | 635.01           | 637.40        | 623.01        | 613.01        | NP                           | 0.00                          | 20.92                      | 18.53                    | 616.48                 | No                                  |                       |
| MWT-6   | 11/21/12 | 635.01           | 637.40        | 623.01        | 613.01        | NP                           | 0.00                          | 21.54                      | 19.15                    | 615.86                 | No                                  |                       |

**Table 3**  
**Groundwater and LNAPL Gauging Data - Terminal**  
Former Amoco Terminal  
Superior, Wisconsin

| Well ID | Date     | Ground Elevation | TOC Elevation | TOS Elevation | BOS Elevation | Depth to Product (feet BTOC) | Free Product Thickness (feet) | Depth to Water (feet BTOC) | Corrected DTW (feet bgs) | Corrected GW Elevation | Screen Submerged Below Water Table? | Comments/Observations |
|---------|----------|------------------|---------------|---------------|---------------|------------------------------|-------------------------------|----------------------------|--------------------------|------------------------|-------------------------------------|-----------------------|
| MWT-6   | 12/17/12 | 635.01           | 637.40        | 623.01        | 613.01        | NP                           | 0.00                          | 21.79                      | 19.40                    | 615.61                 | No                                  |                       |
| MWT-6   | 03/25/13 | 635.01           | 637.40        | 623.01        | 613.01        | 22.71                        | 0.09                          | 22.80                      | 20.34                    | 614.67                 | No                                  |                       |
| MWT-6   | 05/05/13 | 635.01           | 637.40        | 623.01        | 613.01        | NP                           | 0.00                          | 22.51                      | 20.12                    | 614.89                 | No                                  |                       |
| MWT-6   | 10/01/13 | 635.01           | 637.40        | 623.01        | 613.01        | NP                           | 0.00                          | 21.75                      | 19.36                    | 615.65                 | No                                  |                       |
| MWT-6   | 05/21/14 | 635.01           | 637.40        | 623.01        | 613.01        | NP                           | 0.00                          | 20.78                      | 18.39                    | 616.62                 | No                                  |                       |
| MWT-6   | 10/30/14 | 635.01           | 637.40        | 623.01        | 613.01        | NP                           | 0.00                          | 19.35                      | 16.96                    | 618.05                 | No                                  |                       |
| MWT-6   | 05/06/15 | 635.01           | 637.40        | 623.01        | 613.01        | NP                           | 0.00                          | 21.37                      | 18.98                    | 616.03                 | No                                  |                       |
| MWT-6   | 10/06/15 | 635.01           | 637.40        | 623.01        | 613.01        | NP                           | 0.00                          | 19.82                      | 17.43                    | 617.58                 | No                                  |                       |
| MWT-6   | 05/23/16 | 635.01           | 637.40        | 623.01        | 613.01        | NP                           | 0.00                          | 17.19                      | 14.80                    | 620.21                 | No                                  |                       |
| MWT-6   | 10/03/16 | 635.01           | 637.40        | 623.01        | 613.01        | 18.63                        | 0.10                          | 18.73                      | 16.26                    | 618.75                 | No                                  |                       |
| MWT-6   | 06/14/17 | 635.01           | 637.40        | 623.01        | 613.01        | NP                           | 0.00                          | 16.22                      | 13.83                    | 621.18                 | No                                  |                       |
| MWT-6   | 06/21/17 | 635.01           | 637.40        | 623.01        | 613.01        | NP                           | 0.00                          | 17.76                      | 15.37                    | 619.64                 | No                                  |                       |
| MWT-6   | 06/22/17 | 635.01           | 637.40        | 623.01        | 613.01        | NP                           | 0.00                          | 17.57                      | 15.18                    | 619.83                 | No                                  |                       |
| MWT-6   | 06/23/17 | 635.01           | 637.40        | 623.01        | 613.01        | NP                           | 0.00                          | 17.65                      | 15.26                    | 619.75                 | No                                  |                       |
| MWT-6   | 05/23/18 | 635.01           | 637.40        | 623.01        | 613.01        | 20.30                        | 0.13                          | 20.43                      | 17.94                    | 617.07                 | No                                  |                       |
| MWT-6   | 05/02/19 | 635.01           | 637.40        | 623.01        | 613.01        | 20.10                        | 0.14                          | 20.24                      | 17.74                    | 617.27                 | No                                  |                       |
| MWT-6   | 05/26/20 | 635.01           | 637.40        | 623.01        | 613.01        | NP                           | 0.00                          | 17.23                      | 14.84                    | 620.17                 | No                                  |                       |
| MWT-6   | 05/24/21 | 635.01           | 637.40        | 623.01        | 613.01        | 19.12                        | 0.12                          | 19.24                      | 16.76                    | 618.25                 | No                                  |                       |
| RW-01   | 08/28/89 | 634.80           | 637.68        | 618.80        | 593.80        | 19.12                        | 0.00                          | 19.12                      | 16.24                    | 618.56                 | No                                  |                       |
| RW-01   | 11/28/89 | 634.80           | 637.68        | 618.80        | 593.80        | 20.62                        | 3.66                          | 24.28                      | 18.57                    | 616.23                 | No                                  |                       |
| RW-01   | 12/01/89 | 634.80           | 637.68        | 618.80        | 593.80        | 20.84                        | 3.32                          | 24.16                      | 18.71                    | 616.09                 | No                                  |                       |
| RW-01   | 12/02/89 | 634.80           | 637.68        | 618.80        | 593.80        | 21.11                        | 2.14                          | 23.25                      | 18.71                    | 616.09                 | No                                  |                       |
| RW-01   | 05/04/90 | 634.80           | 637.68        | 618.80        | 593.80        | 20.35                        | 8.40                          | 28.75                      | 19.37                    | 615.43                 | No                                  |                       |
| RW-01   | 06/19/90 | 634.80           | 637.68        | 618.80        | 593.80        | 20.03                        | 7.05                          | 27.08                      | 18.74                    | 616.06                 | No                                  |                       |
| RW-01   | 06/27/90 | 634.80           | 637.68        | 618.80        | 593.80        | 20.15                        | 6.97                          | 27.12                      | 18.84                    | 615.96                 | No                                  |                       |
| RW-01   | 07/05/90 | 634.80           | 637.68        | 618.80        | 593.80        | 20.26                        | 7.28                          | 27.54                      | 19.02                    | 615.78                 | No                                  |                       |
| RW-01   | 07/13/90 | 634.80           | 637.68        | 618.80        | 593.80        | 20.10                        | 7.88                          | 27.98                      | 19.00                    | 615.80                 | No                                  |                       |
| RW-01   | 07/17/90 | 634.80           | 637.68        | 618.80        | 593.80        | 19.94                        | 8.19                          | 28.13                      | 18.91                    | 615.89                 | No                                  |                       |
| RW-01   | 07/25/90 | 634.80           | 637.68        | 618.80        | 593.80        | 20.10                        | 8.39                          | 28.49                      | 19.12                    | 615.68                 | No                                  |                       |
| RW-01   | 08/09/90 | 634.80           | 637.68        | 618.80        | 593.80        | 20.02                        | 7.08                          | 27.10                      | 18.74                    | 616.06                 | No                                  |                       |
| RW-01   | 09/06/90 | 634.80           | 637.68        | 618.80        | 593.80        | 19.90                        | 6.28                          | 26.18                      | 18.44                    | 616.36                 | No                                  |                       |
| RW-01   | 01/04/91 | 634.80           | 637.68        | 618.80        | 593.80        | 19.31                        | 8.65                          | 27.96                      | 18.38                    | 616.42                 | No                                  |                       |
| RW-01   | 01/30/91 | 634.80           | 637.68        | 618.80        | 593.80        | 21.69                        | 9.57                          | 31.26                      | 20.97                    | 613.83                 | No                                  |                       |
| RW-01   | 04/24/91 | 634.80           | 637.68        | 618.80        | 593.80        | 22.20                        | 6.06                          | 28.26                      | 20.69                    | 614.11                 | No                                  |                       |
| RW-01   | 06/06/91 | 634.80           | 637.68        | 618.80        | 593.80        | 23.30                        | 1.20                          | 24.50                      | 20.69                    | 614.11                 | No                                  |                       |
| RW-01   | 07/09/91 | 634.80           | 637.68        | 618.80        | 593.80        | 20.45                        | 2.63                          | 23.08                      | 18.16                    | 616.64                 | No                                  |                       |
| RW-01   | 08/06/91 | 634.80           | 637.68        | 618.80        | 593.80        | 19.63                        | 2.54                          | 22.17                      | 17.32                    | 617.48                 | No                                  |                       |

**Table 3**  
**Groundwater and LNAPL Gauging Data - Terminal**  
Former Amoco Terminal  
Superior, Wisconsin

| Well ID | Date     | Ground Elevation | TOC Elevation | TOS Elevation | BOS Elevation | Depth to Product (feet BTOC) | Free Product Thickness (feet) | Depth to Water (feet BTOC) | Corrected DTW (feet bgs) | Corrected GW Elevation | Screen Submerged Below Water Table? | Comments/Observations  |
|---------|----------|------------------|---------------|---------------|---------------|------------------------------|-------------------------------|----------------------------|--------------------------|------------------------|-------------------------------------|------------------------|
| RW-01   | 09/04/91 | 634.80           | 637.68        | 618.80        | 593.80        | 19.87                        | 1.76                          | 21.63                      | 17.39                    | 617.41                 | No                                  |                        |
| RW-01   | 10/08/91 | 634.80           | 637.68        | 618.80        | 593.80        | 18.75                        | 3.60                          | 22.35                      | 16.68                    | 618.12                 | No                                  |                        |
| RW-01   | 11/08/91 | 634.80           | 637.68        | 618.80        | 593.80        | 19.64                        | 1.95                          | 21.59                      | 17.20                    | 617.60                 | No                                  |                        |
| RW-01   | 12/03/91 | 634.80           | 637.68        | 618.80        | 593.80        | 17.55                        | 3.05                          | 20.60                      | 15.36                    | 619.44                 | Yes                                 |                        |
| RW-01   | 01/07/92 | 634.80           | 637.68        | 618.80        | 593.80        | 19.42                        | 1.84                          | 21.26                      | 16.96                    | 617.84                 | No                                  |                        |
| RW-01   | 02/04/92 | 634.80           | 637.68        | 618.80        | 593.80        | 20.45                        | 1.20                          | 21.65                      | 17.84                    | 616.96                 | No                                  |                        |
| RW-01   | 03/03/92 | 634.80           | 637.68        | 618.80        | 593.80        | 20.92                        | 1.20                          | 22.12                      | 18.31                    | 616.49                 | No                                  |                        |
| RW-01   | 09/24/92 | 634.80           | 637.68        | 618.80        | 593.80        | 18.43                        | 2.38                          | 20.81                      | 16.09                    | 618.71                 | No                                  |                        |
| RW-01   | 10/14/92 | 634.80           | 637.68        | 618.80        | 593.80        | 19.52                        | 2.39                          | 21.91                      | 17.18                    | 617.62                 | No                                  |                        |
| RW-01   | 06/25/93 | 634.80           | 637.68        | 618.80        | 593.80        | 16.35                        | 1.66                          | 18.01                      | 13.84                    | 620.96                 | Yes                                 |                        |
| RW-01   | 07/21/93 | 634.80           | 637.68        | 618.80        | 593.80        | 16.84                        | 1.09                          | 17.93                      | 14.21                    | 620.59                 | Yes                                 |                        |
| RW-01   | 08/17/93 | 634.80           | 637.68        | 618.80        | 593.80        | 18.42                        | 3.67                          | 22.09                      | 16.37                    | 618.43                 | No                                  |                        |
| RW-01   | 09/09/93 | 634.80           | 637.68        | 618.80        | 593.80        | 18.96                        | 3.18                          | 22.14                      | 16.80                    | 618.00                 | No                                  |                        |
| RW-01   | 10/28/93 | 634.80           | 637.68        | 618.80        | 593.80        | 19.72                        | 2.02                          | 21.74                      | 17.30                    | 617.50                 | No                                  |                        |
| RW-01   | 11/24/93 | 634.80           | 637.68        | 618.80        | 593.80        | 20.53                        | 1.39                          | 21.92                      | 17.96                    | 616.84                 | No                                  |                        |
| RW-01   | 12/17/93 | 634.80           | 637.68        | 618.80        | 593.80        | 20.40                        | 1.50                          | 21.90                      | 17.86                    | 616.94                 | No                                  |                        |
| RW-01   | 01/29/94 | 634.80           | 637.68        | 618.80        | 593.80        | 20.91                        | 1.14                          | 22.05                      | 18.29                    | 616.51                 | No                                  |                        |
| RW-01   | 02/25/94 | 634.80           | 637.68        | 618.80        | 593.80        | 20.84                        | 3.59                          | 24.43                      | 18.77                    | 616.03                 | No                                  |                        |
| RW-01   | 03/24/94 | 634.80           | 637.68        | 618.80        | 593.80        | 21.36                        | 1.04                          | 22.40                      | 18.71                    | 616.09                 | No                                  |                        |
| RW-01   | 04/27/94 | 634.80           | 637.68        | 618.80        | 593.80        | 20.34                        | 2.35                          | 22.69                      | 17.99                    | 616.81                 | No                                  |                        |
| RW-01   | 05/26/94 | 634.80           | 637.68        | 618.80        | 593.80        | 19.39                        | 2.05                          | 21.44                      | 16.97                    | 617.83                 | No                                  |                        |
| RW-01   | 06/29/94 | 634.80           | 637.68        | 618.80        | 593.80        | 18.85                        | 2.10                          | 20.95                      | 16.44                    | 618.36                 | No                                  |                        |
| RW-01   | 07/27/94 | 634.80           | 637.68        | 618.80        | 593.80        | 18.96                        | 2.56                          | 21.52                      | 16.66                    | 618.14                 | No                                  |                        |
| RW-01   | 08/30/94 | 634.80           | 637.68        | 618.80        | 593.80        | 20.32                        | 2.39                          | 22.71                      | 17.98                    | 616.82                 | No                                  |                        |
| RW-01   | 10/25/94 | 634.80           | 637.68        | 618.80        | 593.80        | 19.58                        | 2.55                          | 22.13                      | 17.28                    | 617.52                 | No                                  |                        |
| RW-01   | 11/02/94 | 634.80           | 637.68        | 618.80        | 593.80        | 19.40                        | 0.00                          | 19.40                      | 16.52                    | 618.28                 | No                                  |                        |
| RW-01   | 04/04/95 | 634.80           | 637.68        | 618.80        | 593.80        | 21.60                        | 2.30                          | 23.90                      | 19.24                    | 615.56                 | No                                  |                        |
| RW-01   | 07/12/95 | 634.80           | 637.68        | 618.80        | 593.80        | 20.76                        | 0.22                          | 20.98                      | 17.93                    | 616.87                 | No                                  |                        |
| RW-01   | 11/14/95 | 634.80           | 637.68        | 618.80        | 593.80        | 18.89                        | 2.66                          | 21.55                      | 16.61                    | 618.19                 | No                                  |                        |
| RW-01   | 03/13/96 | 634.80           | 637.68        | 618.80        | 593.80        | 20.70                        | 6.40                          | 27.10                      | 19.27                    | 615.53                 | No                                  |                        |
| RW-01   | 05/28/96 | 634.80           | 637.68        | 618.80        | 593.80        | 18.96                        | 0.06                          | 19.02                      | 16.09                    | 618.71                 | No                                  |                        |
| RW-01   | 10/08/96 | 634.80           | 637.68        | 618.80        | 593.80        | 18.26                        | 0.14                          | 18.40                      | 15.41                    | 619.39                 | Yes                                 |                        |
| RW-01   | 04/29/97 | 634.80           | 637.68        | 618.80        | 593.80        | 16.65                        | 2.55                          | 19.20                      | 14.35                    | 620.45                 | Yes                                 |                        |
| RW-01   | 06/10/97 | 634.80           | 637.68        | 618.80        | 593.80        | 18.62                        | 0.03                          | 18.65                      | 15.75                    | 619.05                 | Yes                                 | FP bailed 5/22/97      |
| RW-01   | 11/03/98 | 634.80           | 637.68        | 618.80        | 593.80        | 20.81                        | 7.93                          | 28.74                      | 19.72                    | 615.08                 | No                                  |                        |
| RW-01   | 10/07/99 | 634.80           | 637.68        | 618.80        | 593.80        | 17.80                        | 2.92                          | 20.72                      | 15.58                    | 619.22                 | Yes                                 |                        |
| RW-01   | 11/09/99 | 634.80           | 637.68        | 618.80        | 593.80        | 17.72                        | 1.60                          | 19.32                      | 15.20                    | 619.60                 | Yes                                 | Frerret pump installed |
| RW-01   | 12/21/99 | 634.80           | 637.68        | 618.80        | 593.80        | 19.65                        | 1.85                          | 21.50                      | 17.19                    | 617.61                 | No                                  | bailed 20 gal. FP      |

**Table 3**  
**Groundwater and LNAPL Gauging Data - Terminal**  
Former Amoco Terminal  
Superior, Wisconsin

| Well ID | Date     | Ground Elevation | TOC Elevation | TOS Elevation | BOS Elevation | Depth to Product (feet BTOC) | Free Product Thickness (feet) | Depth to Water (feet BTOC) | Corrected DTW (feet bgs) | Corrected GW Elevation | Screen Submerged Below Water Table? | Comments/Observations               |
|---------|----------|------------------|---------------|---------------|---------------|------------------------------|-------------------------------|----------------------------|--------------------------|------------------------|-------------------------------------|-------------------------------------|
| RW-01   | 01/27/00 | 634.80           | 637.68        | 618.80        | 593.80        | 20.28                        | 2.37                          | 22.65                      | 17.94                    | 616.86                 | No                                  | Ferret pump operating               |
| RW-01   | 02/24/00 | 634.80           | 637.68        | 618.80        | 593.80        | 20.53                        | 1.05                          | 21.58                      | 17.89                    | 616.91                 | No                                  | bailed 2 gal. FP                    |
| RW-01   | 03/31/00 | 634.80           | 637.68        | 618.80        | 593.80        | 20.71                        | 2.39                          | 23.10                      | 18.37                    | 616.43                 | No                                  | bailed 3 gal. FP/ instl. pump       |
| RW-01   | 04/20/00 | 634.80           | 637.68        | 618.80        | 593.80        | 20.55                        | 1.20                          | 21.75                      | 17.94                    | 616.86                 | No                                  | Ferret pump operating               |
| RW-01   | 04/26/00 | 634.80           | 637.68        | 618.80        | 593.80        | 20.40                        | 2.00                          | 22.40                      | 17.97                    | 616.83                 | No                                  | bailed 5 gal. FP                    |
| RW-01   | 05/31/00 | 634.80           | 637.68        | 618.80        | 593.80        | 20.76                        | 1.09                          | 21.85                      | 18.13                    | 616.67                 | No                                  | bailed 3 gal. FP -instl. Skmmr.     |
| RW-01   | 06/29/00 | 634.80           | 637.68        | 618.80        | 593.80        | 20.37                        | 1.67                          | 22.04                      | 17.87                    | 616.93                 | No                                  | bailed 4 gal. FP                    |
| RW-01   | 07/26/00 | 634.80           | 637.68        | 618.80        | 593.80        | 20.55                        | 1.47                          | 22.02                      | 18.00                    | 616.80                 | No                                  | bailed 2 gal. FP                    |
| RW-01   | 08/18/00 | 634.80           | 637.68        | 618.80        | 593.80        | 20.30                        | 0.55                          | 20.85                      | 17.54                    | 617.26                 | No                                  | bailed 1 gal. FP- installed skimmer |
| RW-01   | 09/27/00 | 634.80           | 637.68        | 618.80        | 593.80        | 20.91                        | 3.70                          | 24.61                      | 18.87                    | 615.93                 | No                                  | skimmer down-bailed 25 gal.FP       |
| RW-01   | 10/11/00 | 634.80           | 637.68        | 618.80        | 593.80        | 20.90                        | 3.55                          | 24.45                      | 18.82                    | 615.98                 | No                                  | skimmer down-bailed 24 gal.FP       |
| RW-01   | 11/17/00 | 634.80           | 637.68        | 618.80        | 593.80        | 20.74                        | 4.26                          | 25.00                      | 18.82                    | 615.98                 | No                                  | skimmer down-bailed 27 gal.FP       |
| RW-01   | 12/12/00 | 634.80           | 637.68        | 618.80        | 593.80        | 20.85                        | 3.31                          | 24.16                      | 18.72                    | 616.08                 | No                                  | skimmer down-bailed 15 gal.FP       |
| RW-01   | 01/18/01 | 634.80           | 637.68        | 618.80        | 593.80        | 21.18                        | 3.16                          | 24.34                      | 19.01                    | 615.79                 | No                                  | skimmer down-bailed 12 gal.FP       |
| RW-01   | 04/24/01 | 634.80           | 637.68        | 618.80        | 593.80        | 20.81                        | 4.12                          | 24.93                      | 18.86                    | 615.94                 | No                                  | product abated using vactruck       |
| RW-01   | 05/23/01 | 634.80           | 637.68        | 618.80        | 593.80        | 20.81                        | 0.00                          | 20.81                      | 17.93                    | 616.87                 | No                                  | skimmer pump operating              |
| RW-01   | 06/19/01 | 634.80           | 637.68        | 618.80        | 593.80        | 20.04                        | 0.20                          | 20.24                      | 17.21                    | 617.59                 | No                                  |                                     |
| RW-01   | 07/26/01 | 634.80           | 637.68        | 618.80        | 593.80        | 20.74                        | 0.05                          | 20.79                      | 17.87                    | 616.93                 | No                                  |                                     |
| RW-01   | 08/31/01 | 634.80           | 637.68        | 618.80        | 593.80        | 21.11                        | 0.27                          | 21.38                      | 18.29                    | 616.51                 | No                                  |                                     |
| RW-01   | 09/26/01 | 634.80           | 637.68        | 618.80        | 593.80        | 21.26                        | 0.86                          | 22.12                      | 18.57                    | 616.23                 | No                                  |                                     |
| RW-01   | 10/24/01 | 634.80           | 637.68        | 618.80        | 593.80        | 21.02                        | 2.88                          | 23.90                      | 18.79                    | 616.01                 | No                                  |                                     |
| RW-01   | 12/20/01 | 634.80           | 637.68        | 618.80        | 593.80        | 21.19                        | 4.70                          | 25.89                      | 19.37                    | 615.43                 | No                                  |                                     |
| RW-01   | 01/22/02 | 634.80           | 637.68        | 618.80        | 593.80        | 21.34                        | 4.73                          | 26.07                      | 19.53                    | 615.27                 | No                                  |                                     |
| RW-01   | 02/26/02 | 634.80           | 637.68        | 618.80        | 593.80        | 21.57                        | 7.25                          | 28.82                      | 20.33                    | 614.47                 | No                                  |                                     |
| RW-01   | 03/20/02 | 634.80           | 637.68        | 618.80        | 593.80        | 21.84                        | 5.76                          | 27.60                      | 20.26                    | 614.54                 | No                                  |                                     |
| RW-01   | 04/24/02 | 634.80           | 637.68        | 618.80        | 593.80        | 21.06                        | 5.93                          | 26.99                      | 19.52                    | 615.28                 | No                                  |                                     |
| RW-01   | 05/15/02 | 634.80           | 637.68        | 618.80        | 593.80        | 20.88                        | 4.61                          | 25.49                      | 19.04                    | 615.76                 | No                                  |                                     |
| RW-01   | 06/27/02 | 634.80           | 637.68        | 618.80        | 593.80        | 21.04                        | 2.66                          | 23.70                      | 18.76                    | 616.04                 | No                                  |                                     |
| RW-01   | 07/25/02 | 634.80           | 637.68        | 618.80        | 593.80        | NP                           | 0.00                          | 21.53                      | 18.65                    | 616.15                 | No                                  |                                     |
| RW-01   | 08/20/02 | 634.80           | 637.68        | 618.80        | 593.80        | 20.81                        | 1.69                          | 22.50                      | 18.31                    | 616.49                 | No                                  |                                     |
| RW-01   | 09/30/02 | 634.80           | 637.68        | 618.80        | 593.80        | 20.78                        | 0.10                          | 20.88                      | 17.92                    | 616.88                 | No                                  |                                     |
| RW-01   | 11/05/02 | 634.80           | 637.68        | 618.80        | 593.80        | 20.38                        | 0.22                          | 20.60                      | 17.55                    | 617.25                 | No                                  |                                     |
| RW-01   | 12/23/02 | 634.80           | 637.68        | 618.80        | 593.80        | 21.51                        | 0.10                          | 21.61                      | 18.65                    | 616.15                 | No                                  |                                     |
| RW-01   | 01/28/03 | 634.80           | 637.68        | 618.80        | 593.80        | 22.02                        | 0.36                          | 22.38                      | 19.22                    | 615.58                 | No                                  |                                     |
| RW-01   | 02/19/03 | 634.80           | 637.68        | 618.80        | 593.80        | 22.46                        | 0.05                          | 22.51                      | 19.59                    | 615.21                 | No                                  |                                     |
| RW-01   | 03/13/03 | 634.80           | 637.68        | 618.80        | 593.80        | 22.07                        | 4.64                          | 26.71                      | 20.24                    | 614.56                 | No                                  |                                     |
| RW-01   | 04/17/03 | 634.80           | 637.68        | 618.80        | 593.80        | 22.90                        | 0.06                          | 22.96                      | 20.03                    | 614.77                 | No                                  |                                     |
| RW-01   | 05/15/03 | 634.80           | 637.68        | 618.80        | 593.80        | 22.87                        | 0.51                          | 23.38                      | 20.11                    | 614.69                 | No                                  |                                     |

**Table 3**  
**Groundwater and LNAPL Gauging Data - Terminal**  
Former Amoco Terminal  
Superior, Wisconsin

| Well ID | Date     | Ground Elevation | TOC Elevation | TOS Elevation | BOS Elevation | Depth to Product (feet BTOC) | Free Product Thickness (feet) | Depth to Water (feet BTOC) | Corrected DTW (feet bgs) | Corrected GW Elevation | Screen Submerged Below Water Table? | Comments/Observations |
|---------|----------|------------------|---------------|---------------|---------------|------------------------------|-------------------------------|----------------------------|--------------------------|------------------------|-------------------------------------|-----------------------|
| RW-01   | 06/10/03 | 634.80           | 637.68        | 618.80        | 593.80        | 22.30                        | 0.98                          | 23.28                      | 19.64                    | 615.16                 | No                                  |                       |
| RW-01   | 07/07/03 | 634.80           | 637.68        | 618.80        | 593.80        | 22.08                        | 1.43                          | 23.51                      | 19.52                    | 615.28                 | No                                  |                       |
| RW-01   | 07/30/03 | 634.80           | 637.68        | 618.80        | 593.80        | 21.71                        | 1.69                          | 23.40                      | 19.21                    | 615.59                 | No                                  |                       |
| RW-01   | 07/31/03 | 634.80           | 637.68        | 618.80        | 593.80        | 21.97                        | 0.63                          | 22.60                      | 19.23                    | 615.57                 | No                                  |                       |
| RW-01   | 09/08/03 | 634.80           | 637.68        | 618.80        | 593.80        | 22.21                        | 2.76                          | 24.97                      | 19.95                    | 614.85                 | No                                  |                       |
| RW-01   | 10/02/03 | 634.80           | 637.68        | 618.80        | 593.80        | 22.83                        | 0.03                          | 22.86                      | 19.96                    | 614.84                 | No                                  |                       |
| RW-01   | 10/23/03 | 634.80           | 637.68        | 618.80        | 593.80        | NP                           | 0.00                          | 22.92                      | 20.04                    | 614.76                 | No                                  |                       |
| RW-01   | 12/03/03 | 634.80           | 637.68        | 618.80        | 593.80        | 23.04                        | 0.14                          | 23.18                      | 20.19                    | 614.61                 | No                                  |                       |
| RW-01   | 01/20/04 | 634.80           | 637.68        | 618.80        | 593.80        | 23.27                        | 0.23                          | 23.50                      | 20.44                    | 614.36                 | No                                  | removed skimming pump |
| RW-01   | 02/24/04 | 634.80           | 637.68        | 618.80        | 593.80        | 22.94                        | 3.54                          | 26.48                      | 20.86                    | 613.94                 | No                                  |                       |
| RW-01   | 04/19/04 | 634.77           | 637.50        | 618.80        | 593.80        | 22.57                        | 5.42                          | 27.99                      | 21.06                    | 613.71                 | No                                  |                       |
| RW-01   | 07/28/04 | 634.77           | 637.50        | 618.80        | 593.80        | 21.87                        | 2.21                          | 24.08                      | 19.64                    | 615.13                 | No                                  |                       |
| RW-01   | 11/15/04 | 634.77           | 637.50        | 618.80        | 593.80        | 20.91                        | 1.72                          | 22.63                      | 18.57                    | 616.20                 | No                                  |                       |
| RW-01   | 04/18/05 | 634.77           | 637.50        | 618.80        | 593.80        | 21.31                        | 4.30                          | 25.61                      | 19.55                    | 615.22                 | No                                  |                       |
| RW-01   | 10/11/05 | 634.77           | 637.50        | 618.80        | 593.80        | 20.74                        | 2.14                          | 22.88                      | 18.49                    | 616.28                 | No                                  |                       |
| RW-01   | 05/23/06 | 634.77           | 637.50        | 618.80        | 593.80        | 19.70                        | 3.77                          | 23.47                      | 17.82                    | 616.95                 | No                                  |                       |
| RW-01   | 10/16/06 | 634.77           | 637.50        | 618.80        | 593.80        | 21.31                        | 4.58                          | 25.89                      | 19.61                    | 615.16                 | No                                  |                       |
| RW-01   | 04/23/07 | 634.77           | 637.50        | 618.80        | 593.80        | 21.75                        | 8.17                          | 29.92                      | 20.87                    | 613.90                 | No                                  |                       |
| RW-01   | 09/25/07 | 634.77           | 637.50        | 618.80        | 593.80        | 20.72                        | 10.27                         | 30.99                      | 20.31                    | 614.46                 | No                                  |                       |
| RW-01   | 05/01/08 | 634.77           | 637.50        | 618.80        | 593.80        | 20.65                        | 2.60                          | 23.25                      | 18.51                    | 616.26                 | No                                  |                       |
| RW-01   | 10/20/08 | 634.77           | 637.50        | 618.80        | 593.80        | 19.10                        | 2.39                          | 21.49                      | 16.91                    | 617.86                 | No                                  |                       |
| RW-01   | 04/18/09 | 634.77           | 637.50        | 618.80        | 593.80        | 19.30                        | 3.53                          | 22.83                      | 17.37                    | 617.40                 | No                                  |                       |
| RW-01   | 08/04/09 | 634.77           | 637.50        | 618.80        | 593.80        | 20.92                        | 2.58                          | 23.50                      | 18.77                    | 616.00                 | No                                  |                       |
| RW-01   | 08/05/09 | 634.77           | 637.50        | 618.80        | 593.80        | 20.10                        | 1.76                          | 21.86                      | 17.77                    | 617.00                 | No                                  |                       |
| RW-01   | 08/26/09 | 634.77           | 637.50        | 618.80        | 593.80        | 18.82                        | 1.68                          | 20.50                      | 16.47                    | 618.30                 | No                                  |                       |
| RW-01   | 09/03/09 | 634.77           | 637.50        | 618.80        | 593.80        | 19.12                        | 1.68                          | 20.80                      | 16.77                    | 618.00                 | No                                  |                       |
| RW-01   | 09/08/09 | 634.77           | 637.50        | 618.80        | 593.80        | 19.13                        | 1.69                          | 20.82                      | 16.78                    | 617.99                 | No                                  |                       |
| RW-01   | 09/14/09 | 634.77           | 637.50        | 618.80        | 593.80        | 19.06                        | 1.78                          | 20.84                      | 16.73                    | 618.04                 | No                                  |                       |
| RW-01   | 10/11/09 | 634.77           | 637.50        | 618.80        | 593.80        | 19.63                        | 1.35                          | 20.98                      | 17.20                    | 617.57                 | No                                  |                       |
| RW-01   | 10/15/09 | 634.77           | 637.50        | 618.80        | 593.80        | 19.63                        | 1.35                          | 20.98                      | 17.20                    | 617.57                 | No                                  |                       |
| RW-01   | 04/28/10 | 634.77           | 637.50        | 618.80        | 593.80        | 19.19                        | 1.79                          | 20.98                      | 16.86                    | 617.91                 | No                                  |                       |
| RW-01   | 10/25/10 | 634.77           | 637.50        | 618.80        | 593.80        | 19.07                        | 2.82                          | 21.89                      | 16.98                    | 617.79                 | No                                  |                       |
| RW-01   | 04/25/11 | 634.77           | 637.50        | 618.80        | 593.80        | 19.98                        | 3.73                          | 23.71                      | 18.09                    | 616.68                 | No                                  |                       |
| RW-01   | 09/14/11 | 634.77           | 637.50        | 618.80        | 593.80        | 19.84                        | 2.99                          | 22.83                      | 17.79                    | 616.98                 | No                                  |                       |
| RW-01   | 09/23/11 | 634.77           | 637.50        | 618.80        | 593.80        | 19.59                        | 3.05                          | 22.64                      | 17.55                    | 617.22                 | No                                  |                       |
| RW-01   | 09/29/11 | 634.77           | 637.50        | 618.80        | 593.80        | 19.49                        | 3.15                          | 22.64                      | 17.47                    | 617.30                 | No                                  |                       |
| RW-01   | 10/07/11 | 634.77           | 637.50        | 618.80        | 593.80        | 19.24                        | 3.43                          | 22.67                      | 17.28                    | 617.49                 | No                                  |                       |
| RW-01   | 10/11/11 | 634.77           | 637.50        | 618.80        | 593.80        | 19.83                        | 2.91                          | 22.74                      | 17.76                    | 617.01                 | No                                  |                       |



**Table 3**  
**Groundwater and LNAPL Gauging Data - Terminal**  
Former Amoco Terminal  
Superior, Wisconsin

| Well ID | Date     | Ground Elevation | TOC Elevation | TOS Elevation | BOS Elevation | Depth to Product (feet BTOC) | Free Product Thickness (feet) | Depth to Water (feet BTOC) | Corrected DTW (feet bgs) | Corrected GW Elevation | Screen Submerged Below Water Table? | Comments/Observations      |
|---------|----------|------------------|---------------|---------------|---------------|------------------------------|-------------------------------|----------------------------|--------------------------|------------------------|-------------------------------------|----------------------------|
| RW-01   | 10/21/11 | 634.77           | 637.50        | 618.80        | 593.80        | 20.08                        | 2.99                          | 23.07                      | 18.03                    | 616.74                 | No                                  |                            |
| RW-01   | 10/27/11 | 634.77           | 637.50        | 618.80        | 593.80        | 20.20                        | 2.94                          | 23.14                      | 18.13                    | 616.64                 | No                                  |                            |
| RW-01   | 11/04/11 | 634.77           | 637.50        | 618.80        | 593.80        | 20.40                        | 2.93                          | 23.33                      | 18.33                    | 616.44                 | No                                  |                            |
| RW-01   | 11/09/11 | 634.77           | 637.50        | 618.80        | 593.80        | 20.39                        | 2.93                          | 23.32                      | 18.32                    | 616.45                 | No                                  |                            |
| RW-01   | 11/18/11 | 634.77           | 637.50        | 618.80        | 593.80        | 20.51                        | 2.98                          | 23.49                      | 18.45                    | 616.32                 | No                                  |                            |
| RW-01   | 11/22/11 | 634.77           | 637.50        | 618.80        | 593.80        | 20.64                        | 2.94                          | 23.58                      | 18.57                    | 616.20                 | No                                  |                            |
| RW-01   | 12/01/11 | 634.77           | 637.50        | 618.80        | 593.80        | 20.90                        | 2.93                          | 23.83                      | 18.83                    | 615.94                 | No                                  |                            |
| RW-01   | 01/04/12 | 634.77           | 637.50        | 618.80        | 593.80        | 21.25                        | 2.88                          | 24.13                      | 19.17                    | 615.60                 | No                                  |                            |
| RW-01   | 02/16/12 | 634.77           | 637.50        | 618.80        | 593.80        | 21.82                        | 3.05                          | 24.87                      | 19.78                    | 614.99                 | No                                  |                            |
| RW-01   | 03/13/12 | 634.77           | 637.50        | 618.80        | 593.80        | 21.83                        | 3.97                          | 25.80                      | 20.00                    | 614.77                 | No                                  |                            |
| RW-01   | 04/03/12 | 634.77           | 637.50        | 618.80        | 593.80        | 21.56                        | 5.32                          | 26.88                      | 20.03                    | 614.74                 | No                                  | Spill Buddy Before Reading |
| RW-01   | 04/03/12 | 634.77           | 637.50        | 618.80        | 593.80        | 26.24                        | 0.06                          | 26.30                      | 23.52                    | 611.25                 | No                                  | Spill Buddy After Reading  |
| RW-01   | 04/16/12 | 634.77           | 637.50        | 618.80        | 593.80        | 21.74                        | 4.12                          | 25.86                      | 19.94                    | 614.83                 | No                                  |                            |
| RW-01   | 05/10/12 | 634.77           | 637.50        | 618.80        | 593.80        | 20.36                        | 5.49                          | 25.85                      | 18.87                    | 615.90                 | No                                  | Spill Buddy Before Reading |
| RW-01   | 05/10/12 | 634.77           | 637.50        | 618.80        | 593.80        | 24.73                        | 0.06                          | 24.79                      | 22.01                    | 612.76                 | No                                  | Spill Buddy After Reading  |
| RW-01   | 05/18/12 | 634.77           | 637.50        | 618.80        | 593.80        | 21.05                        | 3.19                          | 24.24                      | 19.04                    | 615.73                 | No                                  |                            |
| RW-01   | 06/18/12 | 634.77           | 637.50        | 618.80        | 593.80        | 20.04                        | 2.45                          | 22.49                      | 17.86                    | 616.91                 | No                                  | Spill Buddy Before Reading |
| RW-01   | 06/18/12 | 634.77           | 637.50        | 618.80        | 593.80        | 22.02                        | 0.08                          | 22.10                      | 19.31                    | 615.46                 | No                                  | Spill Buddy After Reading  |
| RW-01   | 06/26/12 | 634.77           | 637.50        | 618.80        | 593.80        | 19.62                        | 0.13                          | 19.75                      | 16.92                    | 617.85                 | No                                  |                            |
| RW-01   | 07/12/12 | 634.77           | 637.50        | 618.80        | 593.80        | 20.05                        | 0.11                          | 20.16                      | 17.34                    | 617.43                 | No                                  |                            |
| RW-01   | 07/24/12 | 634.77           | 637.50        | 618.80        | 593.80        | 20.46                        | 0.17                          | 20.63                      | 17.77                    | 617.00                 | No                                  |                            |
| RW-01   | 08/17/12 | 634.77           | 637.50        | 618.80        | 593.80        | 20.80                        | 0.16                          | 20.96                      | 18.11                    | 616.66                 | No                                  |                            |
| RW-01   | 09/17/12 | 634.77           | 637.50        | 618.80        | 593.80        | 21.33                        | 0.19                          | 21.52                      | 18.64                    | 616.13                 | No                                  |                            |
| RW-01   | 09/30/12 | 634.77           | 637.50        | 618.80        | 593.80        | 21.58                        | 0.18                          | 21.76                      | 18.89                    | 615.88                 | No                                  |                            |
| RW-01   | 11/21/12 | 634.77           | 637.50        | 618.80        | 593.80        | 21.67                        | 2.43                          | 24.10                      | 19.49                    | 615.28                 | No                                  |                            |
| RW-01   | 12/17/12 | 634.77           | 637.50        | 618.80        | 593.80        | 21.59                        | 4.38                          | 25.97                      | 19.85                    | 614.92                 | No                                  |                            |
| RW-01   | 03/25/13 | 634.77           | 637.50        | 618.80        | 593.80        | 21.29                        | 10.99                         | 32.28                      | 21.04                    | 613.73                 | No                                  |                            |
| RW-01   | 04/02/13 | 634.77           | 637.50        | 618.80        | 593.80        | 21.84                        | 10.50                         | 32.34                      | 21.48                    | 613.29                 | No                                  | Spill Buddy Before Reading |
| RW-01   | 04/02/13 | 634.77           | 637.50        | 618.80        | 593.80        | 30.12                        | 1.66                          | 31.78                      | 27.76                    | 607.01                 | No                                  | Spill Buddy After Reading  |
| RW-01   | 04/03/13 | 634.77           | 637.50        | 618.80        | 593.80        | 22.29                        | 3.98                          | 26.27                      | 20.46                    | 614.31                 | No                                  | Spill Buddy Before Reading |
| RW-01   | 04/03/13 | 634.77           | 637.50        | 618.80        | 593.80        | 25.24                        | 0.82                          | 26.06                      | 22.70                    | 612.07                 | No                                  | Spill Buddy After Reading  |
| RW-01   | 04/29/13 | 634.77           | 637.50        | 618.80        | 593.80        | 21.54                        | 5.49                          | 27.03                      | 20.05                    | 614.72                 | No                                  | Spill Buddy Before Reading |
| RW-01   | 04/29/13 | 634.77           | 637.50        | 618.80        | 593.80        | 24.90                        | 1.94                          | 26.84                      | 22.61                    | 612.16                 | No                                  | Spill Buddy After Reading  |
| RW-01   | 05/05/13 | 634.77           | 637.50        | 618.80        | 593.80        | 21.92                        | 4.76                          | 26.68                      | 20.27                    | 614.50                 | No                                  |                            |
| RW-01   | 10/03/13 | 634.77           | 637.50        | 618.80        | 593.80        | 21.44                        | 4.07                          | 25.51                      | 19.63                    | 615.14                 | No                                  |                            |
| RW-01   | 05/22/14 | 634.77           | 637.50        | 618.80        | 593.80        | 20.08                        | 2.04                          | 22.12                      | 17.81                    | 616.96                 | No                                  |                            |
| RW-01   | 10/31/14 | 634.77           | 637.50        | 618.80        | 593.80        | 19.80                        | 2.46                          | 22.26                      | 17.63                    | 617.14                 | No                                  |                            |
| RW-01   | 05/06/15 | 634.77           | 637.50        | 618.80        | 593.80        | 21.33                        | 3.85                          | 25.18                      | 19.47                    | 615.30                 | No                                  |                            |

**Table 3**  
**Groundwater and LNAPL Gauging Data - Terminal**  
Former Amoco Terminal  
Superior, Wisconsin

| Well ID | Date     | Ground Elevation | TOC Elevation | TOS Elevation | BOS Elevation | Depth to Product (feet BTOC) | Free Product Thickness (feet) | Depth to Water (feet BTOC) | Corrected DTW (feet bgs) | Corrected GW Elevation | Screen Submerged Below Water Table? | Comments/Observations |
|---------|----------|------------------|---------------|---------------|---------------|------------------------------|-------------------------------|----------------------------|--------------------------|------------------------|-------------------------------------|-----------------------|
| RW-01   | 07/10/15 | 634.77           | 637.50        | 618.80        | 593.80        | 20.21                        | <b>3.59</b>                   | 23.80                      | 18.29                    | 616.48                 | No                                  |                       |
| RW-01   | 10/05/15 | 634.77           | 637.50        | 618.80        | 593.80        | 20.14                        | <b>0.15</b>                   | 20.29                      | 17.44                    | 617.33                 | No                                  |                       |
| RW-01   | 05/23/16 | 634.77           | 637.50        | 618.80        | 593.80        | 16.90                        | <b>4.28</b>                   | 21.18                      | 15.14                    | 619.63                 | Yes                                 |                       |
| RW-01   | 10/03/16 | 634.77           | 637.50        | 618.80        | 593.80        | 18.29                        | <b>4.90</b>                   | 23.19                      | 16.67                    | 618.10                 | No                                  |                       |
| RW-01   | 06/14/17 | 634.77           | 637.50        | 618.80        | 593.80        | 16.89                        | <b>4.85</b>                   | 21.74                      | 15.26                    | 619.51                 | Yes                                 |                       |
| RW-01   | 06/21/17 | 634.77           | 637.50        | 618.80        | 593.80        | 17.43                        | <b>5.00</b>                   | 22.43                      | 15.83                    | 618.94                 | Yes                                 |                       |
| RW-01   | 06/22/17 | 634.77           | 637.50        | 618.80        | 593.80        | 17.62                        | <b>2.73</b>                   | 20.35                      | 15.51                    | 619.26                 | Yes                                 |                       |
| RW-01   | 06/23/17 | 634.77           | 637.50        | 618.80        | 593.80        | 17.67                        | <b>2.58</b>                   | 20.25                      | 15.52                    | 619.25                 | Yes                                 |                       |
| RW-01   | 06/29/17 | 634.77           | 637.50        | 618.80        | 593.80        | 18.05                        | <b>2.88</b>                   | 20.93                      | 15.97                    | 618.80                 | No                                  |                       |
| RW-01   | 10/26/17 | 634.77           | 637.50        | 618.80        | 593.80        | 14.70                        | <b>7.65</b>                   | 22.35                      | 13.70                    | 621.07                 | Yes                                 |                       |
| RW-01   | 05/15/18 | 634.77           | 637.50        | 618.80        | 593.80        | 20.26                        | <b>3.47</b>                   | 23.73                      | 18.31                    | 616.46                 | No                                  |                       |
| RW-01   | 05/23/18 | 634.77           | 637.50        | 618.80        | 593.80        | 20.50                        | <b>2.10</b>                   | 22.60                      | 18.24                    | 616.53                 | No                                  |                       |
| RW-01   | 05/02/19 | 634.77           | 637.50        | 618.80        | 593.80        | 19.67                        | <b>3.74</b>                   | 23.41                      | 17.78                    | 616.99                 | No                                  |                       |
| RW-01   | 07/25/19 | 634.77           | 637.50        | 618.80        | 593.80        | 18.61                        | <b>4.76</b>                   | 23.37                      | 16.96                    | 617.81                 | No                                  |                       |
| RW-01   | 05/26/20 | 634.77           | 637.50        | 618.80        | 593.80        | 16.97                        | <b>6.57</b>                   | 23.54                      | 15.72                    | 619.05                 | Yes                                 |                       |
| RW-01   | 05/24/21 | 634.77           | 637.50        | 618.80        | 593.80        | 19.25                        | <b>3.92</b>                   | 23.17                      | 17.41                    | 617.36                 | No                                  |                       |
| RW-02   | 05/04/90 | 635.60           | 638.06        | 614.00        | 589.00        | 21.70                        | <b>8.75</b>                   | 30.45                      | 21.22                    | 614.53                 | Yes                                 |                       |
| RW-02   | 06/01/90 | 635.60           | 638.06        | 614.00        | 589.00        | 20.90                        | <b>10.30</b>                  | 31.20                      | 20.77                    | 615.00                 | Yes                                 |                       |
| RW-02   | 06/19/90 | 635.60           | 638.06        | 614.00        | 589.00        | 20.73                        | <b>10.58</b>                  | 31.31                      | 20.66                    | 615.11                 | Yes                                 |                       |
| RW-02   | 06/27/90 | 635.60           | 638.06        | 614.00        | 589.00        | 20.88                        | <b>10.35</b>                  | 31.23                      | 20.76                    | 615.01                 | Yes                                 |                       |
| RW-02   | 07/05/90 | 635.60           | 638.06        | 614.00        | 589.00        | 21.07                        | <b>10.42</b>                  | 31.49                      | 20.96                    | 614.80                 | Yes                                 |                       |
| RW-02   | 07/13/90 | 635.60           | 638.06        | 614.00        | 589.00        | 21.05                        | <b>10.55</b>                  | 31.60                      | 20.97                    | 614.80                 | Yes                                 |                       |
| RW-02   | 07/17/90 | 635.60           | 638.06        | 614.00        | 589.00        | 20.78                        | <b>10.96</b>                  | 31.74                      | 20.80                    | 614.98                 | Yes                                 |                       |
| RW-02   | 07/25/90 | 635.60           | 638.06        | 614.00        | 589.00        | 21.04                        | <b>10.84</b>                  | 31.88                      | 21.03                    | 614.75                 | Yes                                 |                       |
| RW-02   | 08/09/90 | 635.60           | 638.06        | 614.00        | 589.00        | 20.87                        | <b>11.14</b>                  | 32.01                      | 20.93                    | 614.85                 | Yes                                 |                       |
| RW-02   | 09/06/90 | 635.60           | 638.06        | 614.00        | 589.00        | 20.50                        | <b>10.99</b>                  | 31.49                      | 20.52                    | 615.26                 | Yes                                 |                       |
| RW-02   | 01/04/91 | 635.60           | 638.06        | 614.00        | 589.00        | 20.25                        | <b>10.88</b>                  | 31.13                      | 20.25                    | 615.53                 | Yes                                 |                       |
| RW-02   | 01/30/91 | 635.60           | 638.06        | 614.00        | 589.00        | 20.58                        | <b>11.50</b>                  | 32.08                      | 20.72                    | 615.07                 | Yes                                 |                       |
| RW-02   | 04/24/91 | 635.60           | 638.06        | 614.00        | 589.00        | 20.58                        | <b>9.11</b>                   | 29.69                      | 20.18                    | 615.57                 | Yes                                 |                       |
| RW-02   | 06/06/91 | 635.60           | 638.06        | 614.00        | 589.00        | 22.00                        | <b>2.16</b>                   | 24.16                      | 20.03                    | 615.61                 | Yes                                 |                       |
| RW-02   | 07/09/91 | 635.60           | 638.06        | 614.00        | 589.00        | 18.30                        | <b>5.48</b>                   | 23.78                      | 17.08                    | 618.61                 | Yes                                 |                       |
| RW-02   | 08/06/91 | 635.60           | 638.06        | 614.00        | 589.00        | 18.11                        | <b>2.18</b>                   | 20.29                      | 16.14                    | 619.49                 | Yes                                 |                       |
| RW-02   | 09/04/91 | 635.60           | 638.06        | 614.00        | 589.00        | 18.27                        | <b>2.21</b>                   | 20.48                      | 16.31                    | 619.33                 | Yes                                 |                       |
| RW-02   | 10/08/91 | 635.60           | 638.06        | 614.00        | 589.00        | 17.40                        | <b>2.22</b>                   | 19.62                      | 15.44                    | 620.19                 | Yes                                 |                       |
| RW-02   | 11/08/91 | 635.60           | 638.06        | 614.00        | 589.00        | 18.07                        | <b>1.92</b>                   | 19.99                      | 16.04                    | 619.59                 | Yes                                 |                       |
| RW-02   | 12/03/91 | 635.60           | 638.06        | 614.00        | 589.00        | 16.27                        | <b>1.90</b>                   | 18.17                      | 14.24                    | 621.39                 | Yes                                 |                       |
| RW-02   | 01/07/92 | 635.60           | 638.06        | 614.00        | 589.00        | 18.25                        | <b>1.88</b>                   | 20.13                      | 16.21                    | 619.42                 | Yes                                 |                       |

**Table 3**  
**Groundwater and LNAPL Gauging Data - Terminal**  
Former Amoco Terminal  
Superior, Wisconsin

| Well ID | Date     | Ground Elevation | TOC Elevation | TOS Elevation | BOS Elevation | Depth to Product (feet BTOC) | Free Product Thickness (feet) | Depth to Water (feet BTOC) | Corrected DTW (feet bgs) | Corrected GW Elevation | Screen Submerged Below Water Table? | Comments/Observations |
|---------|----------|------------------|---------------|---------------|---------------|------------------------------|-------------------------------|----------------------------|--------------------------|------------------------|-------------------------------------|-----------------------|
| RW-02   | 02/04/92 | 635.60           | 638.06        | 614.00        | 589.00        | 19.15                        | 1.87                          | 21.02                      | 17.11                    | 618.52                 | Yes                                 |                       |
| RW-02   | 03/03/92 | 635.60           | 638.06        | 614.00        | 589.00        | 19.65                        | 2.02                          | 21.67                      | 17.65                    | 617.99                 | Yes                                 |                       |
| RW-02   | 09/24/92 | 635.60           | 638.06        | 614.00        | 589.00        | 17.30                        | 2.04                          | 19.34                      | 15.30                    | 620.33                 | Yes                                 |                       |
| RW-02   | 06/25/93 | 635.60           | 638.06        | 614.00        | 589.00        | 15.65                        | 1.07                          | 16.72                      | 13.43                    | 622.19                 | Yes                                 |                       |
| RW-02   | 07/21/93 | 635.60           | 638.06        | 614.00        | 589.00        | 16.23                        | 1.08                          | 17.31                      | 14.01                    | 621.60                 | Yes                                 |                       |
| RW-02   | 08/17/93 | 635.60           | 638.06        | 614.00        | 589.00        | 17.77                        | 1.09                          | 18.86                      | 15.56                    | 620.06                 | Yes                                 |                       |
| RW-02   | 09/09/93 | 635.60           | 638.06        | 614.00        | 589.00        | 17.75                        | 0.24                          | 17.99                      | 15.34                    | 620.26                 | Yes                                 |                       |
| RW-02   | 10/28/93 | 635.60           | 638.06        | 614.00        | 589.00        | 17.75                        | 2.00                          | 19.75                      | 15.74                    | 619.89                 | Yes                                 |                       |
| RW-02   | 11/24/93 | 635.60           | 638.06        | 614.00        | 589.00        | 19.71                        | 0.29                          | 20.00                      | 17.32                    | 618.29                 | Yes                                 |                       |
| RW-02   | 12/17/93 | 635.60           | 638.06        | 614.00        | 589.00        | 19.51                        | 0.29                          | 19.80                      | 17.12                    | 618.49                 | Yes                                 |                       |
| RW-02   | 01/29/94 | 635.60           | 638.06        | 614.00        | 589.00        | 20.28                        | 0.16                          | 20.44                      | 17.86                    | 617.75                 | Yes                                 |                       |
| RW-02   | 02/25/94 | 635.60           | 638.06        | 614.00        | 589.00        | 20.64                        | 0.47                          | 21.11                      | 18.29                    | 617.32                 | Yes                                 |                       |
| RW-02   | 03/24/94 | 635.60           | 638.06        | 614.00        | 589.00        | 20.51                        | 0.55                          | 21.06                      | 18.17                    | 617.43                 | Yes                                 |                       |
| RW-02   | 04/27/94 | 635.60           | 638.06        | 614.00        | 589.00        | 19.60                        | 0.82                          | 20.42                      | 17.33                    | 618.29                 | Yes                                 |                       |
| RW-02   | 05/26/94 | 635.60           | 638.06        | 614.00        | 589.00        | 18.51                        | 0.56                          | 19.07                      | 16.18                    | 619.43                 | Yes                                 |                       |
| RW-02   | 06/29/94 | 635.60           | 638.06        | 614.00        | 589.00        | 17.15                        | 0.89                          | 18.04                      | 14.89                    | 620.72                 | Yes                                 |                       |
| RW-02   | 07/27/94 | 635.60           | 638.06        | 614.00        | 589.00        | 18.78                        | 0.89                          | 19.67                      | 16.52                    | 619.09                 | Yes                                 |                       |
| RW-02   | 08/30/94 | 635.60           | 638.06        | 614.00        | 589.00        | 19.09                        | 0.58                          | 19.67                      | 16.76                    | 618.85                 | Yes                                 |                       |
| RW-02   | 10/25/94 | 635.60           | 638.06        | 614.00        | 589.00        | 18.68                        | 0.10                          | 18.78                      | 16.24                    | 619.36                 | Yes                                 |                       |
| RW-02   | 04/04/95 | 635.60           | 638.06        | 614.00        | 589.00        | 20.65                        | 4.80                          | 25.45                      | 19.27                    | 616.40                 | Yes                                 |                       |
| RW-02   | 07/12/95 | 635.60           | 638.06        | 614.00        | 589.00        | 18.70                        | 1.50                          | 20.20                      | 16.58                    | 619.05                 | Yes                                 |                       |
| RW-02   | 10/07/99 | 635.60           | 638.06        | 614.00        | 589.00        | 16.85                        | 3.60                          | 20.45                      | 15.20                    | 620.46                 | Yes                                 |                       |
| RW-02   | 11/09/99 | 635.60           | 638.06        | 614.00        | 589.00        | 17.11                        | 2.84                          | 19.95                      | 15.29                    | 620.35                 | Yes                                 | bailed 3 gal. FP      |
| RW-02   | 12/21/99 | 635.60           | 638.06        | 614.00        | 589.00        | 18.95                        | 0.07                          | 19.02                      | 16.51                    | 619.10                 | Yes                                 | bailed 0.25 gal. FP   |
| RW-02   | 01/27/00 | 635.60           | 638.06        | 614.00        | 589.00        | 20.02                        | 0.93                          | 20.95                      | 17.77                    | 617.84                 | Yes                                 | bailed 0.3 gal. FP    |
| RW-02   | 02/24/00 | 635.60           | 638.06        | 614.00        | 589.00        | 20.53                        | 1.05                          | 21.58                      | 18.31                    | 617.31                 | Yes                                 | bailed 1.5 gal. FP    |
| RW-02   | 03/31/00 | 635.60           | 638.06        | 614.00        | 589.00        | 20.37                        | 0.97                          | 21.34                      | 18.13                    | 617.49                 | Yes                                 |                       |
| RW-02   | 04/20/00 | 635.60           | 638.06        | 614.00        | 589.00        | 19.89                        | 0.87                          | 20.76                      | 17.63                    | 617.99                 | Yes                                 | bailed 11 gal. FP     |
| RW-02   | 04/26/00 | 635.60           | 638.06        | 614.00        | 589.00        | 18.54                        | 8.98                          | 27.52                      | 18.11                    | 617.64                 | Yes                                 | bailed 1 gal. FP      |
| RW-02   | 05/31/00 | 635.60           | 638.06        | 614.00        | 589.00        | 20.03                        | 0.56                          | 20.59                      | 17.70                    | 617.91                 | Yes                                 | bailed 1 gal. FP      |
| RW-02   | 06/29/00 | 635.60           | 638.06        | 614.00        | 589.00        | 19.65                        | 0.65                          | 20.30                      | 17.34                    | 618.27                 | Yes                                 | bailed 1 gal. FP      |
| RW-02   | 07/26/00 | 635.60           | 638.06        | 614.00        | 589.00        | 20.00                        | 0.42                          | 20.42                      | 17.63                    | 617.97                 | Yes                                 | bailed 1 gal. FP      |
| RW-02   | 08/18/00 | 635.60           | 638.06        | 614.00        | 589.00        | 19.87                        | 0.09                          | 19.96                      | 17.43                    | 618.17                 | Yes                                 | bailed 0.125 gal. FP  |
| RW-02   | 09/27/00 | 635.60           | 638.06        | 614.00        | 589.00        | 20.81                        | 0.75                          | 21.56                      | 18.52                    | 617.09                 | Yes                                 | bailed 1.5 gal. FP    |
| RW-02   | 10/11/00 | 635.60           | 638.06        | 614.00        | 589.00        | 20.86                        | 0.44                          | 21.30                      | 18.50                    | 617.11                 | Yes                                 | bailed 1.75 gal. FP   |
| RW-02   | 11/17/00 | 635.60           | 638.06        | 614.00        | 589.00        | 19.61                        | 1.01                          | 20.62                      | 17.38                    | 618.24                 | Yes                                 | bailed 1.5 gal. FP    |
| RW-02   | 12/12/00 | 635.60           | 638.06        | 614.00        | 589.00        | 20.40                        | 0.02                          | 20.42                      | 17.94                    | 617.66                 | Yes                                 | bailed 0.1 gal. FP    |
| RW-02   | 01/18/01 | 635.60           | 638.06        | 614.00        | 589.00        | 20.87                        | 0.03                          | 20.90                      | 18.42                    | 617.18                 | Yes                                 | no product bailed     |

**Table 3**  
**Groundwater and LNAPL Gauging Data - Terminal**  
Former Amoco Terminal  
Superior, Wisconsin

| Well ID | Date     | Ground Elevation | TOC Elevation | TOS Elevation | BOS Elevation | Depth to Product (feet BTOC) | Free Product Thickness (feet) | Depth to Water (feet BTOC) | Corrected DTW (feet bgs) | Corrected GW Elevation | Screen Submerged Below Water Table? | Comments/Observations                              |
|---------|----------|------------------|---------------|---------------|---------------|------------------------------|-------------------------------|----------------------------|--------------------------|------------------------|-------------------------------------|--|
| RW-02   | 04/24/01 | 635.60           | 638.06        | 614.00        | 589.00        | 19.74                        | <b>6.62</b>                   | 26.36                      | 18.78                    | 616.93                 | Yes                                 | product abated using vactruck<br>no product bailed |
| RW-02   | 05/23/01 | 635.60           | 638.06        | 614.00        | 589.00        | 18.32                        | <b>6.23</b>                   | 24.55                      | 17.27                    | 618.43                 | Yes                                 |  |
| RW-02   | 06/19/01 | 635.60           | 638.06        | 614.00        | 589.00        | 18.28                        | <b>6.00</b>                   | 24.28                      | 17.18                    | 618.52                 | Yes                                 |  |
| RW-02   | 07/26/01 | 635.60           | 638.06        | 614.00        | 589.00        | 19.46                        | <b>5.63</b>                   | 25.09                      | 18.27                    | 617.42                 | Yes                                 |  |
| RW-02   | 08/31/01 | 635.60           | 638.06        | 614.00        | 589.00        | 19.67                        | <b>5.73</b>                   | 25.40                      | 18.50                    | 617.19                 | Yes                                 |  |
| RW-02   | 09/26/01 | 635.60           | 638.06        | 614.00        | 589.00        | 19.85                        | <b>5.87</b>                   | 25.72                      | 18.72                    | 616.98                 | Yes                                 |  |
| RW-02   | 10/24/01 | 635.60           | 638.06        | 614.00        | 589.00        | 19.80                        | <b>4.10</b>                   | 23.90                      | 18.27                    | 617.40                 | Yes                                 |  |
| RW-02   | 12/20/01 | 635.60           | 638.06        | 614.00        | 589.00        | 19.96                        | <b>6.25</b>                   | 26.21                      | 18.91                    | 616.79                 | Yes                                 |  |
| RW-02   | 01/22/02 | 635.60           | 638.06        | 614.00        | 589.00        | 20.37                        | <b>6.39</b>                   | 26.76                      | 19.35                    | 616.35                 | Yes                                 |  |
| RW-02   | 02/26/02 | 635.60           | 638.06        | 614.00        | 589.00        | 20.89                        | <b>6.86</b>                   | 27.75                      | 19.98                    | 615.73                 | Yes                                 |  |
| RW-02   | 03/20/02 | 635.60           | 638.06        | 614.00        | 589.00        | 21.08                        | <b>7.31</b>                   | 28.39                      | 20.27                    | 615.45                 | Yes                                 |  |
| RW-02   | 04/24/02 | 635.60           | 638.06        | 614.00        | 589.00        | 19.73                        | <b>8.79</b>                   | 28.52                      | 19.26                    | 616.49                 | Yes                                 |  |
| RW-02   | 05/15/02 | 635.60           | 638.06        | 614.00        | 589.00        | 19.14                        | <b>8.88</b>                   | 28.02                      | 18.69                    | 617.06                 | Yes                                 |  |
| RW-02   | 06/27/02 | 635.60           | 638.06        | 614.00        | 589.00        | 19.37                        | <b>8.50</b>                   | 27.87                      | 18.83                    | 616.91                 | Yes                                 |  |
| RW-02   | 07/25/02 | 635.60           | 638.06        | 614.00        | 589.00        | 19.39                        | <b>8.37</b>                   | 27.76                      | 18.82                    | 616.91                 | Yes                                 |  |
| RW-02   | 08/20/02 | 635.60           | 638.06        | 614.00        | 589.00        | 19.08                        | <b>8.42</b>                   | 27.50                      | 18.52                    | 617.21                 | Yes                                 |  |
| RW-02   | 09/30/02 | 635.60           | 638.06        | 614.00        | 589.00        | 18.23                        | <b>8.58</b>                   | 26.81                      | 17.71                    | 618.03                 | Yes                                 |  |
| RW-02   | 12/23/02 | 635.60           | 638.06        | 614.00        | 589.00        | 19.81                        | <b>7.33</b>                   | 27.14                      | 19.01                    | 616.71                 | Yes                                 |  |
| RW-02   | 01/28/03 | 635.60           | 638.06        | 614.00        | 589.00        | 20.62                        | <b>7.47</b>                   | 28.09                      | 19.85                    | 615.87                 | Yes                                 |  |
| RW-02   | 02/19/03 | 635.60           | 638.06        | 614.00        | 589.00        | 20.97                        | <b>7.84</b>                   | 28.81                      | 20.28                    | 615.45                 | Yes                                 |  |
| RW-02   | 04/17/03 | 635.60           | 638.06        | 614.00        | 589.00        | 21.40                        | <b>8.73</b>                   | 30.13                      | 20.91                    | 614.83                 | Yes                                 |  |
| RW-02   | 05/15/03 | 635.60           | 638.06        | 614.00        | 589.00        | 21.32                        | <b>8.94</b>                   | 30.26                      | 20.88                    | 614.87                 | Yes                                 |  |
| RW-02   | 06/10/03 | 635.60           | 638.06        | 614.00        | 589.00        | 20.72                        | <b>9.37</b>                   | 30.09                      | 20.38                    | 615.38                 | Yes                                 |  |
| RW-02   | 07/31/03 | 635.60           | 638.06        | 614.00        | 589.00        | 20.04                        | <b>9.89</b>                   | 29.93                      | 19.81                    | 615.95                 | Yes                                 |  |
| RW-02   | 09/08/03 | 635.60           | 638.06        | 614.00        | 589.00        | 24.31                        | <b>5.99</b>                   | 30.30                      | 23.20                    | 612.49                 | No                                  |  |
| RW-02   | 09/11/03 | 635.60           | 638.06        | 614.00        | 589.00        | 21.66                        | <b>1.63</b>                   | 23.29                      | 19.57                    | 616.06                 | Yes                                 |  |
| RW-02   | 10/02/03 | 635.60           | 638.06        | 614.00        | 589.00        | 21.48                        | <b>3.56</b>                   | 25.04                      | 19.82                    | 615.83                 | Yes                                 |  |
| RW-02   | 10/23/03 | 635.60           | 638.06        | 614.00        | 589.00        | 21.50                        | <b>4.56</b>                   | 26.06                      | 20.07                    | 615.60                 | Yes                                 |  |
| RW-02   | 12/03/03 | 635.60           | 638.06        | 614.00        | 589.00        | 21.52                        | <b>5.93</b>                   | 27.45                      | 20.40                    | 615.30                 | Yes                                 |  |
| RW-02   | 01/20/04 | 635.60           | 638.06        | 614.00        | 589.00        | 21.90                        | <b>7.29</b>                   | 29.19                      | 21.09                    | 614.63                 | Yes                                 | started skimming pump                              |
| RW-02   | 02/24/04 | 635.60           | 638.06        | 614.00        | 589.00        | 23.43                        | <b>0.18</b>                   | 23.61                      | 21.01                    | 614.59                 | Yes                                 |  |
| RW-02   | 03/22/04 | 635.60           | 638.06        | 614.00        | 589.00        | 22.65                        | <b>4.18</b>                   | 26.83                      | 21.13                    | 614.53                 | Yes                                 | pump inoperative                                   |
| RW-02   | 07/28/04 | 635.92           | 638.13        | 614.00        | 589.00        | 21.32                        | <b>0.67</b>                   | 21.99                      | 19.26                    | 616.67                 | Yes                                 | pump inoperative                                   |
| RW-02   | 11/15/04 | 635.92           | 638.13        | 614.00        | 589.00        | 17.04                        | <b>0.42</b>                   | 17.46                      | 14.92                    | 621.00                 | Yes                                 |  |
| RW-02   | 04/18/05 | 635.92           | 638.13        | 614.00        | 589.00        | NP                           | <b>0.00</b>                   | 19.34                      | 17.13                    | 618.79                 | Yes                                 |  |
| RW-02   | 10/11/05 | 635.92           | 638.13        | 614.00        | 589.00        | NP                           | <b>0.00</b>                   | 23.22                      | 21.01                    | 614.91                 | Yes                                 | 21.92  |
| RW-02   | 05/23/06 | 635.92           | 638.13        | 614.00        | 589.00        | NP                           | <b>0.00</b>                   | 16.33                      | 14.12                    | 621.80                 | Yes                                 |  |
| RW-02   | 10/16/06 | 635.92           | 638.13        | 614.00        | 589.00        | NP                           | <b>0.00</b>                   | 22.64                      | 20.43                    | 615.49                 | Yes                                 |  |

**Table 3**  
**Groundwater and LNAPL Gauging Data - Terminal**  
Former Amoco Terminal  
Superior, Wisconsin

| Well ID | Date     | Ground Elevation | TOC Elevation | TOS Elevation | BOS Elevation | Depth to Product (feet BTOC) | Free Product Thickness (feet) | Depth to Water (feet BTOC) | Corrected DTW (feet bgs) | Corrected GW Elevation | Screen Submerged Below Water Table? | Comments/Observations                              |                       |
|---------|----------|------------------|---------------|---------------|---------------|------------------------------|-------------------------------|----------------------------|--------------------------|------------------------|-------------------------------------|--|-----------------------|
| RW-02   | 09/14/11 | 635.60           | 635.38        | 613.68        | 588.68        | NP                           | 0.00                          | 15.25                      | 15.47                    | 620.13                 | Yes                                 | TFRT System Down on 8/31/11 for well recovery test |                       |
| RW-02   | 09/23/11 | 635.60           | 635.38        | 613.68        | 588.68        | NP                           | 0.00                          | 15.33                      | 15.55                    | 620.05                 | Yes                                 |  |                       |
| RW-02   | 09/29/11 | 635.60           | 635.38        | 613.68        | 588.68        | NP                           | 0.00                          | 15.87                      | 16.09                    | 619.51                 | Yes                                 | Conducted 2011 annual well pump maintenance        |                       |
| RW-02   | 10/07/11 | 635.60           | 635.38        | 613.68        | 588.68        | NP                           | 0.00                          | 15.85                      | 16.07                    | 619.53                 | Yes                                 |  |                       |
| RW-02   | 10/13/11 | 635.60           | 635.38        | 613.68        | 588.68        | NP                           | 0.00                          | 15.76                      | 15.98                    | 619.62                 | Yes                                 |  |                       |
| RW-02   | 10/21/11 | 635.60           | 635.38        | 613.68        | 588.68        | NP                           | 0.00                          | 15.64                      | 15.86                    | 619.74                 | Yes                                 |  |                       |
| RW-02   | 10/27/11 | 635.60           | 635.38        | 613.68        | 588.68        | NP                           | 0.00                          | 16.06                      | 16.28                    | 619.32                 | Yes                                 |  |                       |
| RW-02   | 11/01/11 | 635.60           | 635.38        | 613.68        | 588.68        | NP                           | 0.00                          | 15.95                      | 16.17                    | 619.43                 | Yes                                 |  |                       |
| RW-02   | 11/09/11 | 635.60           | 635.38        | 613.68        | 588.68        | NP                           | 0.00                          | 16.20                      | 16.42                    | 619.18                 | Yes                                 |  |                       |
| RW-02   | 11/18/11 | 635.60           | 635.38        | 613.68        | 588.68        | NP                           | 0.00                          | 16.49                      | 16.71                    | 618.89                 | Yes                                 |  |                       |
| RW-02   | 11/30/11 | 635.60           | 635.38        | 613.68        | 588.68        | NP                           | 0.00                          | 16.83                      | 17.05                    | 618.55                 | Yes                                 |  | with only EW 4 & EW 5 |
| RW-02   | 09/18/12 | 635.60           | 635.38        | 613.68        | 588.68        | 17.84                        | 0.06                          | 17.90                      | 18.08                    | 617.53                 | Yes                                 |  |                       |
| RW-02   | 11/21/12 | 635.60           | 635.38        | 613.68        | 588.68        | 18.60                        | 0.10                          | 18.70                      | 18.85                    | 616.76                 | Yes                                 |  |                       |
| RW-02   | 03/25/13 | 635.60           | 635.38        | 613.68        | 588.68        | NM                           | NM                            | NM                         |                          |                        | NM                                  | Too Much Snow on Well                              |                       |
| RW-02   | 05/05/13 | 635.60           | 635.38        | 613.68        | 588.68        | 17.10                        | 0.84                          | 17.94                      | 17.51                    | 618.10                 | Yes                                 |  |                       |
| RW-02   | 10/03/13 | 635.60           | 635.38        | 613.68        | 588.68        | 18.44                        | 0.81                          | 19.25                      | 18.85                    | 616.77                 | Yes                                 |  |                       |
| RW-03   | 05/04/90 | 634.00           | 636.96        | 612.50        | 587.50        | NP                           | 0.00                          | 22.55                      | 19.59                    | 614.41                 | Yes                                 |  |                       |
| RW-03   | 06/01/90 | 634.00           | 636.96        | 612.50        | 587.50        | NP                           | 0.00                          | 22.15                      | 19.19                    | 614.81                 | Yes                                 |  |                       |
| RW-03   | 06/19/90 | 634.00           | 636.96        | 612.50        | 587.50        | 22.03                        | 0.01                          | 22.04                      | 19.07                    | 614.93                 | Yes                                 |  |                       |
| RW-03   | 06/27/90 | 634.00           | 636.96        | 612.50        | 587.50        | NP                           | 0.00                          | 22.18                      | 19.22                    | 614.78                 | Yes                                 |  |                       |
| RW-03   | 07/05/90 | 634.00           | 636.96        | 612.50        | 587.50        | NP                           | 0.00                          | 22.30                      | 19.34                    | 614.66                 | Yes                                 |  |                       |
| RW-03   | 07/13/90 | 634.00           | 636.96        | 612.50        | 587.50        | NP                           | 0.00                          | 22.18                      | 19.22                    | 614.78                 | Yes                                 |  |                       |
| RW-03   | 07/17/90 | 634.00           | 636.96        | 612.50        | 587.50        | NP                           | 0.00                          | 22.08                      | 19.12                    | 614.88                 | Yes                                 |  |                       |
| RW-03   | 07/25/90 | 634.00           | 636.96        | 612.50        | 587.50        | NP                           | 0.00                          | 22.18                      | 19.22                    | 614.78                 | Yes                                 |  |                       |
| RW-03   | 08/09/90 | 634.00           | 636.96        | 612.50        | 587.50        | 21.83                        | 0.33                          | 22.16                      | 18.94                    | 615.06                 | Yes                                 |  |                       |
| RW-03   | 09/06/90 | 634.00           | 636.96        | 612.50        | 587.50        | NP                           | 0.00                          | 21.88                      | 18.92                    | 615.08                 | Yes                                 |  |                       |
| RW-03   | 01/04/91 | 634.00           | 636.96        | 612.50        | 587.50        | NP                           | 0.00                          | 21.45                      | 18.49                    | 615.51                 | Yes                                 |  |                       |
| RW-03   | 01/30/91 | 634.00           | 636.96        | 612.50        | 587.50        | NP                           | 0.00                          | 21.67                      | 18.71                    | 615.29                 | Yes                                 |  |                       |
| RW-03   | 04/24/91 | 634.00           | 636.96        | 612.50        | 587.50        | NP                           | 0.00                          | 21.86                      | 18.90                    | 615.10                 | Yes                                 |  |                       |
| RW-03   | 07/09/91 | 634.00           | 636.96        | 612.50        | 587.50        | NP                           | 0.00                          | 19.48                      | 16.52                    | 617.48                 | Yes                                 |  |                       |
| RW-03   | 10/08/91 | 634.00           | 636.96        | 612.50        | 587.50        | NP                           | 0.00                          | 18.04                      | 15.08                    | 618.92                 | Yes                                 |  |                       |
| RW-03   | 01/07/92 | 634.00           | 636.96        | 612.50        | 587.50        | NP                           | 0.00                          | 18.62                      | 15.66                    | 618.34                 | Yes                                 |  |                       |
| RW-03   | 10/14/92 | 634.00           | 636.96        | 612.50        | 587.50        | NP                           | 0.00                          | 18.82                      | 15.86                    | 618.14                 | Yes                                 |  |                       |
| RW-03   | 06/25/93 | 634.00           | 636.96        | 612.50        | 587.50        | NP                           | 0.00                          | 16.06                      | 13.10                    | 620.90                 | Yes                                 |  |                       |
| RW-03   | 10/28/93 | 634.00           | 636.96        | 612.50        | 587.50        | NP                           | 0.00                          | 19.38                      | 16.42                    | 617.58                 | Yes                                 |  |                       |

**Table 3**  
**Groundwater and LNAPL Gauging Data - Terminal**  
Former Amoco Terminal  
Superior, Wisconsin

| Well ID | Date     | Ground Elevation | TOC Elevation | TOS Elevation | BOS Elevation | Depth to Product (feet BTOC) | Free Product Thickness (feet) | Depth to Water (feet BTOC) | Corrected DTW (feet bgs) | Corrected GW Elevation | Screen Submerged Below Water Table? | Comments/Observations |
|---------|----------|------------------|---------------|---------------|---------------|------------------------------|-------------------------------|----------------------------|--------------------------|------------------------|-------------------------------------|-----------------------|
| RW-03   | 01/29/94 | 634.00           | 636.96        | 612.50        | 587.50        | NP                           | 0.00                          | 20.24                      | 17.28                    | 616.72                 | Yes                                 |                       |
| RW-03   | 04/27/94 | 634.00           | 636.96        | 612.50        | 587.50        | NP                           | 0.00                          | 19.70                      | 16.74                    | 617.26                 | Yes                                 |                       |
| RW-03   | 07/21/94 | 634.00           | 636.96        | 612.50        | 587.50        | NP                           | 0.00                          | 18.70                      | 15.74                    | 618.26                 | Yes                                 |                       |
| RW-03   | 10/25/94 | 634.00           | 636.96        | 612.50        | 587.50        | NP                           | 0.00                          | 19.21                      | 16.25                    | 617.75                 | Yes                                 |                       |
| RW-03   | 02/01/95 | 634.00           | 636.96        | 612.50        | 587.50        | NP                           | 0.00                          | 20.75                      | 17.79                    | 616.21                 | Yes                                 |                       |
| RW-03   | 04/04/95 | 634.00           | 636.96        | 612.50        | 587.50        | NP                           | 0.00                          | 21.38                      | 18.42                    | 615.58                 | Yes                                 |                       |
| RW-03   | 07/12/95 | 634.00           | 636.96        | 612.50        | 587.50        | NP                           | 0.00                          | 20.10                      | 17.14                    | 616.86                 | Yes                                 |                       |
| RW-03   | 11/03/98 | 634.00           | 636.96        | 612.50        | 587.50        | NP                           | 0.00                          | 21.13                      | 18.17                    | 615.83                 | Yes                                 |                       |
| RW-03   | 03/02/99 | 634.00           | 636.96        | 612.50        | 587.50        | NP                           | 0.00                          | 21.40                      | 18.44                    | 615.56                 | Yes                                 |                       |
| RW-03   | 10/07/99 | 634.00           | 636.96        | 612.50        | 587.50        | NP                           | 0.00                          | 17.89                      | 14.93                    | 619.07                 | Yes                                 |                       |
| RW-03   | 11/09/99 | 634.00           | 636.96        | 612.50        | 587.50        | NP                           | 0.00                          | 17.67                      | 14.71                    | 619.29                 | Yes                                 |                       |
| RW-03   | 12/21/99 | 634.00           | 636.96        | 612.50        | 587.50        | NP                           | 0.00                          | 19.25                      | 16.29                    | 617.71                 | Yes                                 |                       |
| RW-03   | 01/27/00 | 634.00           | 636.96        | 612.50        | 587.50        | NP                           | 0.00                          | 20.32                      | 17.36                    | 616.64                 | Yes                                 |                       |
| RW-03   | 02/24/00 | 634.00           | 636.96        | 612.50        | 587.50        | NP                           | 0.00                          | 20.81                      | 17.85                    | 616.15                 | Yes                                 |                       |
| RW-03   | 03/31/00 | 634.00           | 636.96        | 612.50        | 587.50        | NP                           | 0.00                          | 20.53                      | 17.57                    | 616.43                 | Yes                                 |                       |
| RW-03   | 04/20/00 | 634.00           | 636.96        | 612.50        | 587.50        | NP                           | 0.00                          | 20.04                      | 17.08                    | 616.92                 | Yes                                 |                       |
| RW-03   | 04/26/00 | 634.00           | 636.96        | 612.50        | 587.50        | NP                           | 0.00                          | 20.13                      | 17.17                    | 616.83                 | Yes                                 |                       |
| RW-03   | 05/31/00 | 634.00           | 636.96        | 612.50        | 587.50        | NP                           | 0.00                          | 20.14                      | 17.18                    | 616.82                 | Yes                                 |                       |
| RW-03   | 06/29/00 | 634.00           | 636.96        | 612.50        | 587.50        | NP                           | 0.00                          | 19.93                      | 16.97                    | 617.03                 | Yes                                 |                       |
| RW-03   | 07/26/00 | 634.00           | 636.96        | 612.50        | 587.50        | NP                           | 0.00                          | 19.93                      | 16.97                    | 617.03                 | Yes                                 |                       |
| RW-03   | 08/18/00 | 634.00           | 636.96        | 612.50        | 587.50        | NP                           | 0.00                          | 20.48                      | 17.52                    | 616.48                 | Yes                                 |                       |
| RW-03   | 09/27/00 | 634.00           | 636.96        | 612.50        | 587.50        | NP                           | 0.00                          | 20.98                      | 18.02                    | 615.98                 | Yes                                 |                       |
| RW-03   | 10/11/00 | 634.00           | 636.96        | 612.50        | 587.50        | NP                           | 0.00                          | 21.08                      | 18.12                    | 615.88                 | Yes                                 |                       |
| RW-03   | 11/17/00 | 634.00           | 636.96        | 612.50        | 587.50        | NP                           | 0.00                          | 20.71                      | 17.75                    | 616.25                 | Yes                                 |                       |
| RW-03   | 12/12/00 | 634.00           | 636.96        | 612.50        | 587.50        | NP                           | 0.00                          | 20.74                      | 17.78                    | 616.22                 | Yes                                 |                       |
| RW-03   | 01/18/01 | 634.00           | 636.96        | 612.50        | 587.50        | NP                           | 0.00                          | 21.13                      | 18.17                    | 615.83                 | Yes                                 |                       |
| RW-03   | 06/19/01 | 634.00           | 636.96        | 612.50        | 587.50        | NP                           | 0.00                          | 19.41                      | 16.45                    | 617.55                 | Yes                                 |                       |
| RW-03   | 08/31/01 | 634.00           | 636.96        | 612.50        | 587.50        | NP                           | 0.00                          | 20.72                      | 17.76                    | 616.24                 | Yes                                 |                       |
| RW-03   | 02/26/02 | 634.00           | 636.96        | 612.50        | 587.50        | NP                           | 0.00                          | 21.95                      | 18.99                    | 615.01                 | Yes                                 |                       |
| RW-03   | 03/20/02 | 634.00           | 636.96        | 612.50        | 587.50        | NP                           | 0.00                          | 22.14                      | 19.18                    | 614.82                 | Yes                                 |                       |
| RW-03   | 08/20/02 | 634.00           | 636.96        | 612.50        | 587.50        | NP                           | 0.00                          | 20.47                      | 17.51                    | 616.49                 | Yes                                 |                       |
| RW-03   | 08/20/02 | 634.00           | 636.96        | 612.50        | 587.50        | NP                           | 0.00                          | 20.47                      | 17.51                    | 616.49                 | Yes                                 |                       |
| RW-03   | 06/10/03 | 634.00           | 636.96        | 612.50        | 587.50        | NP                           | 0.00                          | 21.51                      | 18.55                    | 615.45                 | Yes                                 |                       |
| RW-03   | 12/03/03 | 634.00           | 636.96        | 612.50        | 587.50        | NP                           | 0.00                          | 22.15                      | 19.19                    | 614.81                 | Yes                                 |                       |
| RW-03   | 04/19/04 | 634.20           | 636.75        | 612.50        | 587.50        | NP                           | 0.00                          | 22.51                      | 19.96                    | 614.24                 | Yes                                 |                       |
| RW-03   | 07/28/04 | 634.20           | 636.75        | 612.50        | 587.50        | NP                           | 0.00                          | 21.32                      | 18.77                    | 615.43                 | Yes                                 |                       |
| RW-03   | 07/28/04 | 634.20           | 636.75        | 612.50        | 587.50        | NP                           | 0.00                          | 20.31                      | 17.76                    | 616.44                 | Yes                                 |                       |
| RW-03   | 11/15/04 | 634.20           | 636.75        | 612.50        | 587.50        | NP                           | 0.00                          | 20.31                      | 17.76                    | 616.44                 | Yes                                 |                       |

**Table 3**  
**Groundwater and LNAPL Gauging Data - Terminal**  
Former Amoco Terminal  
Superior, Wisconsin

| Well ID | Date     | Ground Elevation | TOC Elevation | TOS Elevation | BOS Elevation | Depth to Product (feet BTOC) | Free Product Thickness (feet) | Depth to Water (feet BTOC) | Corrected DTW (feet bgs) | Corrected GW Elevation | Screen Submerged Below Water Table? | Comments/Observations |
|---------|----------|------------------|---------------|---------------|---------------|------------------------------|-------------------------------|----------------------------|--------------------------|------------------------|-------------------------------------|-----------------------|
| RW-03   | 04/18/05 | 634.20           | 636.75        | 612.50        | 587.50        | NP                           | 0.00                          | 20.81                      | 18.26                    | 615.94                 | Yes                                 |                       |
| RW-03   | 10/11/05 | 634.20           | 636.75        | 612.50        | 587.50        | NP                           | 0.00                          | 20.15                      | 17.60                    | 616.60                 | Yes                                 |                       |
| RW-03   | 05/23/06 | 634.20           | 636.75        | 612.50        | 587.50        | NP                           | 0.00                          | 19.16                      | 16.61                    | 617.59                 | Yes                                 |                       |
| RW-03   | 10/16/06 | 634.20           | 636.75        | 612.50        | 587.50        | NP                           | 0.00                          | 20.75                      | 18.20                    | 616.00                 | Yes                                 |                       |
| RW-03   | 04/23/07 | 634.20           | 636.75        | 612.50        | 587.50        | NP                           | 0.00                          | 21.68                      | 19.13                    | 615.07                 | Yes                                 |                       |
| RW-03   | 09/25/07 | 634.20           | 636.75        | 612.50        | 587.50        | NP                           | 0.00                          | 21.62                      | 19.07                    | 615.13                 | Yes                                 |                       |
| RW-03   | 05/01/08 | 634.20           | 636.75        | 612.50        | 587.50        | NP                           | 0.00                          | 20.01                      | 17.46                    | 616.74                 | Yes                                 |                       |
| RW-03   | 10/20/08 | 634.20           | 636.75        | 612.50        | 587.50        | NP                           | 0.00                          | 18.51                      | 15.96                    | 618.24                 | Yes                                 |                       |
| RW-03   | 04/18/09 | 634.20           | 636.75        | 612.50        | 587.50        | NP                           | 0.00                          | 19.63                      | 17.08                    | 617.12                 | Yes                                 |                       |
| RW-03   | 10/11/09 | 634.20           | 636.75        | 612.50        | 587.50        | NP                           | 0.00                          | 20.50                      | 17.95                    | 616.25                 | Yes                                 |                       |
| RW-03   | 04/28/10 | 634.20           | 636.75        | 612.50        | 587.50        | NP                           | 0.00                          | 20.55                      | 18.00                    | 616.20                 | Yes                                 |                       |
| RW-03   | 10/25/10 | 634.20           | 636.75        | 612.50        | 587.50        | NP                           | 0.00                          | 18.39                      | 15.84                    | 618.36                 | Yes                                 |                       |
| RW-03   | 04/25/11 | 634.20           | 636.75        | 612.50        | 587.50        | NP                           | 0.00                          | 19.39                      | 16.84                    | 617.36                 | Yes                                 |                       |
| RW-03   | 09/14/11 | 634.20           | 636.75        | 612.50        | 587.50        | NP                           | 0.00                          | 18.85                      | 16.30                    | 617.90                 | Yes                                 |                       |
| RW-03   | 09/23/11 | 634.20           | 636.75        | 612.50        | 587.50        | NP                           | 0.00                          | 19.05                      | 16.50                    | 617.70                 | Yes                                 |                       |
| RW-03   | 09/29/11 | 634.20           | 636.75        | 612.50        | 587.50        | NP                           | 0.00                          | 18.91                      | 16.36                    | 617.84                 | Yes                                 |                       |
| RW-03   | 10/07/11 | 634.20           | 636.75        | 612.50        | 587.50        | NP                           | 0.00                          | 19.08                      | 16.53                    | 617.67                 | Yes                                 |                       |
| RW-03   | 10/11/11 | 634.20           | 636.75        | 612.50        | 587.50        | NP                           | 0.00                          | 19.22                      | 16.67                    | 617.53                 | Yes                                 |                       |
| RW-03   | 10/21/11 | 634.20           | 636.75        | 612.50        | 587.50        | NP                           | 0.00                          | 19.45                      | 16.90                    | 617.30                 | Yes                                 |                       |
| RW-03   | 10/27/11 | 634.20           | 636.75        | 612.50        | 587.50        | NP                           | 0.00                          | 19.59                      | 17.04                    | 617.16                 | Yes                                 |                       |
| RW-03   | 11/04/11 | 634.20           | 636.75        | 612.50        | 587.50        | NP                           | 0.00                          | 19.82                      | 17.27                    | 616.93                 | Yes                                 |                       |
| RW-03   | 11/09/11 | 634.20           | 636.75        | 612.50        | 587.50        | NP                           | 0.00                          | 19.70                      | 17.15                    | 617.05                 | Yes                                 |                       |
| RW-03   | 11/18/11 | 634.20           | 636.75        | 612.50        | 587.50        | NP                           | 0.00                          | 19.86                      | 17.31                    | 616.89                 | Yes                                 |                       |
| RW-03   | 11/22/11 | 634.20           | 636.75        | 612.50        | 587.50        | NP                           | 0.00                          | 20.01                      | 17.46                    | 616.74                 | Yes                                 |                       |
| RW-03   | 12/01/11 | 634.20           | 636.75        | 612.50        | 587.50        | NP                           | 0.00                          | 20.40                      | 17.85                    | 616.35                 | Yes                                 |                       |
| RW-03   | 01/04/12 | 634.20           | 636.75        | 612.50        | 587.50        | NP                           | 0.00                          | 20.70                      | 18.15                    | 616.05                 | Yes                                 |                       |
| RW-03   | 02/16/12 | 634.20           | 636.75        | 612.50        | 587.50        | NP                           | 0.00                          | 21.30                      | 18.75                    | 615.45                 | Yes                                 |                       |
| RW-03   | 03/16/12 | 634.20           | 636.75        | 612.50        | 587.50        | NP                           | 0.00                          | 21.45                      | 18.90                    | 615.30                 | Yes                                 |                       |
| RW-03   | 04/16/12 | 634.20           | 636.75        | 612.50        | 587.50        | NP                           | 0.00                          | 21.55                      | 19.00                    | 615.20                 | Yes                                 |                       |
| RW-03   | 05/18/12 | 634.20           | 636.75        | 612.50        | 587.50        | NP                           | 0.00                          | 20.51                      | 17.96                    | 616.24                 | Yes                                 |                       |
| RW-03   | 06/26/12 | 634.20           | 636.75        | 612.50        | 587.50        | NP                           | 0.00                          | 18.54                      | 15.99                    | 618.21                 | Yes                                 |                       |
| RW-03   | 07/24/12 | 634.20           | 636.75        | 612.50        | 587.50        | NP                           | 0.00                          | 19.35                      | 16.80                    | 617.40                 | Yes                                 |                       |
| RW-03   | 08/17/12 | 634.20           | 636.75        | 612.50        | 587.50        | NP                           | 0.00                          | 19.70                      | 17.15                    | 617.05                 | Yes                                 |                       |
| RW-03   | 09/17/12 | 634.20           | 636.75        | 612.50        | 587.50        | NP                           | 0.00                          | 20.24                      | 17.69                    | 616.51                 | Yes                                 |                       |
| RW-03   | 09/30/12 | 634.20           | 636.75        | 612.50        | 587.50        | NP                           | 0.00                          | 20.45                      | 17.90                    | 616.30                 | Yes                                 |                       |
| RW-03   | 11/21/12 | 634.20           | 636.75        | 612.50        | 587.50        | NP                           | 0.00                          | 20.96                      | 18.41                    | 615.79                 | Yes                                 |                       |
| RW-03   | 12/17/12 | 634.20           | 636.75        | 612.50        | 587.50        | NP                           | 0.00                          | 21.16                      | 18.61                    | 615.59                 | Yes                                 |                       |
| RW-03   | 03/25/13 | 634.20           | 636.75        | 612.50        | 587.50        | NP                           | 0.00                          | 22.11                      | 19.56                    | 614.64                 | Yes                                 |                       |

**Table 3**  
**Groundwater and LNAPL Gauging Data - Terminal**  
Former Amoco Terminal  
Superior, Wisconsin

| Well ID | Date     | Ground Elevation | TOC Elevation | TOS Elevation | BOS Elevation | Depth to Product (feet BTOC) | Free Product Thickness (feet) | Depth to Water (feet BTOC) | Corrected DTW (feet bgs) | Corrected GW Elevation | Screen Submerged Below Water Table? | Comments/Observations |
|---------|----------|------------------|---------------|---------------|---------------|------------------------------|-------------------------------|----------------------------|--------------------------|------------------------|-------------------------------------|-----------------------|
| RW-03   | 05/05/13 | 634.20           | 636.75        | 612.50        | 587.50        | NP                           | 0.00                          | 21.68                      | 19.13                    | 615.07                 | Yes                                 |                       |
| RW-03   | 10/01/13 | 634.20           | 636.75        | 612.50        | 587.50        | NP                           | 0.00                          | 20.96                      | 18.41                    | 615.79                 | Yes                                 |                       |
| RW-03   | 05/21/14 | 634.20           | 636.75        | 612.50        | 587.50        | NP                           | 0.00                          | 19.42                      | 16.87                    | 617.33                 | Yes                                 |                       |
| RW-03   | 10/30/14 | 634.20           | 636.75        | 612.50        | 587.50        | NP                           | 0.00                          | 18.87                      | 16.32                    | 617.88                 | Yes                                 |                       |
| RW-03   | 05/06/15 | 634.20           | 636.75        | 612.50        | 587.50        | NP                           | 0.00                          | 20.85                      | 18.30                    | 615.90                 | Yes                                 |                       |
| RW-03   | 10/07/15 | 634.20           | 636.75        | 612.50        | 587.50        | NP                           | 0.00                          | 19.11                      | 16.56                    | 617.64                 | Yes                                 |                       |
| RW-03   | 05/23/16 | 634.20           | 636.75        | 612.50        | 587.50        | NP                           | 0.00                          | 16.51                      | 13.96                    | 620.24                 | Yes                                 |                       |
| RW-03   | 10/03/16 | 634.20           | 636.75        | 612.50        | 587.50        | NP                           | 0.00                          | 18.01                      | 15.46                    | 618.74                 | Yes                                 |                       |
| RW-03   | 06/14/17 | 634.20           | 636.75        | 612.50        | 587.50        | NP                           | 0.00                          | 16.68                      | 14.13                    | 620.07                 | Yes                                 |                       |
| RW-03   | 06/21/17 | 634.20           | 636.75        | 612.50        | 587.50        | NP                           | 0.00                          | 17.13                      | 14.58                    | 619.62                 | Yes                                 |                       |
| RW-03   | 06/22/17 | 634.20           | 636.75        | 612.50        | 587.50        | NP                           | 0.00                          | 16.98                      | 14.43                    | 619.77                 | Yes                                 |                       |
| RW-03   | 06/23/17 | 634.20           | 636.75        | 612.50        | 587.50        | NP                           | 0.00                          | 17.05                      | 14.50                    | 619.70                 | Yes                                 |                       |
| RW-03   | 05/26/20 | 634.20           | 636.75        | 612.50        | 587.50        | NP                           | 0.00                          | 16.65                      | 14.10                    | 620.10                 | Yes                                 |                       |
| RW-03   | 05/24/21 | 634.20           | 636.75        | 612.50        | 587.50        | NP                           | 0.00                          | 18.56                      | 16.01                    | 618.19                 | Yes                                 |                       |
| RW-04   | 06/01/90 | 634.70           | 636.48        | 612.80        | 587.80        | 21.52                        | 4.80                          | 26.32                      | 20.82                    | 613.87                 | Yes                                 |                       |
| RW-04   | 01/04/91 | 634.70           | 636.48        | 612.80        | 587.80        | 20.95                        | 2.81                          | 23.76                      | 19.80                    | 614.89                 | Yes                                 |                       |
| RW-04   | 01/30/91 | 634.70           | 636.48        | 612.80        | 587.80        | 21.10                        | 2.45                          | 23.55                      | 19.87                    | 614.82                 | Yes                                 |                       |
| RW-04   | 04/24/91 | 634.70           | 636.48        | 612.80        | 587.80        | 21.20                        | 2.59                          | 23.79                      | 20.00                    | 614.69                 | Yes                                 |                       |
| RW-04   | 06/06/91 | 634.70           | 636.48        | 612.80        | 587.80        | 19.97                        | 2.27                          | 22.24                      | 18.70                    | 615.99                 | Yes                                 |                       |
| RW-04   | 07/09/91 | 634.70           | 636.48        | 612.80        | 587.80        | 19.02                        | 2.20                          | 21.22                      | 17.74                    | 616.96                 | Yes                                 |                       |
| RW-04   | 08/06/91 | 634.70           | 636.48        | 612.80        | 587.80        | 18.13                        | 2.25                          | 20.38                      | 16.86                    | 617.84                 | Yes                                 |                       |
| RW-04   | 09/04/91 | 634.70           | 636.48        | 612.80        | 587.80        | 18.07                        | 2.60                          | 20.67                      | 16.88                    | 617.82                 | Yes                                 |                       |
| RW-04   | 10/08/91 | 634.70           | 636.48        | 612.80        | 587.80        | 17.13                        | 2.70                          | 19.83                      | 15.96                    | 618.73                 | Yes                                 |                       |
| RW-04   | 11/08/91 | 634.70           | 636.48        | 612.80        | 587.80        | 17.66                        | 3.05                          | 20.71                      | 16.57                    | 618.12                 | Yes                                 |                       |
| RW-04   | 12/03/91 | 634.70           | 636.48        | 612.80        | 587.80        | 15.95                        | 3.47                          | 19.42                      | 14.95                    | 619.74                 | Yes                                 |                       |
| RW-04   | 01/07/92 | 634.70           | 636.48        | 612.80        | 587.80        | 17.40                        | 3.47                          | 20.87                      | 16.40                    | 618.29                 | Yes                                 |                       |
| RW-04   | 02/04/92 | 634.70           | 636.48        | 612.80        | 587.80        | 18.15                        | 3.22                          | 21.37                      | 17.10                    | 617.60                 | Yes                                 |                       |
| RW-04   | 03/03/92 | 634.70           | 636.48        | 612.80        | 587.80        | 18.56                        | 3.14                          | 21.70                      | 17.49                    | 617.20                 | Yes                                 |                       |
| RW-04   | 09/24/92 | 634.70           | 636.48        | 612.80        | 587.80        | 16.57                        | 4.98                          | 21.55                      | 15.91                    | 618.77                 | Yes                                 |                       |
| RW-04   | 10/14/92 | 634.70           | 636.48        | 612.80        | 587.80        | 17.60                        | 4.07                          | 21.67                      | 16.74                    | 617.95                 | Yes                                 |                       |
| RW-04   | 06/25/93 | 634.70           | 636.48        | 612.80        | 587.80        | 14.49                        | 4.87                          | 19.36                      | 13.81                    | 620.88                 | Yes                                 |                       |
| RW-04   | 10/28/93 | 634.70           | 636.48        | 612.80        | 587.80        | 18.16                        | 3.47                          | 21.63                      | 17.16                    | 617.53                 | Yes                                 |                       |
| RW-04   | 01/29/94 | 634.70           | 636.48        | 612.80        | 587.80        | 18.87                        | 3.48                          | 22.35                      | 17.88                    | 616.82                 | Yes                                 |                       |
| RW-04   | 04/27/94 | 634.70           | 636.48        | 612.80        | 587.80        | 18.67                        | 3.42                          | 22.09                      | 17.66                    | 617.03                 | Yes                                 |                       |
| RW-04   | 07/21/94 | 634.70           | 636.48        | 612.80        | 587.80        | 17.34                        | 4.22                          | 21.56                      | 16.51                    | 618.18                 | Yes                                 |                       |
| RW-04   | 10/25/94 | 634.70           | 636.48        | 612.80        | 587.80        | 17.95                        | 4.02                          | 21.97                      | 17.08                    | 617.61                 | Yes                                 |                       |
| RW-04   | 11/02/94 | 634.70           | 636.48        | 612.80        | 587.80        | 17.55                        | 3.95                          | 21.50                      | 16.66                    | 618.03                 | Yes                                 |                       |



**Table 3**  
**Groundwater and LNAPL Gauging Data - Terminal**  
Former Amoco Terminal  
Superior, Wisconsin

| Well ID | Date     | Ground Elevation | TOC Elevation | TOS Elevation | BOS Elevation | Depth to Product (feet BTOC) | Free Product Thickness (feet) | Depth to Water (feet BTOC) | Corrected DTW (feet bgs) | Corrected GW Elevation | Screen Submerged Below Water Table? | Comments/Observations         |
|---------|----------|------------------|---------------|---------------|---------------|------------------------------|-------------------------------|----------------------------|--------------------------|------------------------|-------------------------------------|-------------------------------|
| RW-04   | 02/01/95 | 634.70           | 636.48        | 612.80        | 587.80        | 14.95                        | <b>8.25</b>                   | 23.20                      | 15.03                    | 619.65                 | Yes                                 |                               |
| RW-04   | 04/04/95 | 634.70           | 636.48        | 612.80        | 587.80        | 15.60                        | <b>9.85</b>                   | 25.45                      | 16.04                    | 618.63                 | Yes                                 |                               |
| RW-04   | 11/14/95 | 634.70           | 636.48        | 612.80        | 587.80        | 15.08                        | <b>5.24</b>                   | 20.32                      | 14.48                    | 620.21                 | Yes                                 |                               |
| RW-04   | 11/09/99 | 634.70           | 636.48        | 612.80        | 587.80        | 15.85                        | <b>6.23</b>                   | 22.08                      | 15.48                    | 619.21                 | Yes                                 | bailed 11 gal FP              |
| RW-04   | 12/21/99 | 634.70           | 636.48        | 612.80        | 587.80        | 18.55                        | <b>1.14</b>                   | 19.69                      | 17.03                    | 617.67                 | Yes                                 | bailed 2 gal FP               |
| RW-04   | 01/27/00 | 634.70           | 636.48        | 612.80        | 587.80        | 19.30                        | <b>1.55</b>                   | 20.85                      | 17.87                    | 616.83                 | Yes                                 | bailed 0.2 gal FP             |
| RW-04   | 02/24/00 | 634.70           | 636.48        | 612.80        | 587.80        | 15.60                        | <b>1.85</b>                   | 17.45                      | 14.24                    | 620.46                 | Yes                                 | bailed 1.5 gal FP             |
| RW-04   | 03/31/00 | 634.70           | 636.48        | 612.80        | 587.80        | 19.58                        | <b>0.95</b>                   | 20.53                      | 18.01                    | 616.68                 | Yes                                 | bailed 0.25 gal FP            |
| RW-04   | 04/26/00 | 634.70           | 636.48        | 612.80        | 587.80        | 18.37                        | <b>1.70</b>                   | 20.07                      | 16.97                    | 617.72                 | Yes                                 | bailed 2.5 gal FP             |
| RW-04   | 05/31/00 | 634.70           | 636.48        | 612.80        | 587.80        | 19.49                        | <b>0.43</b>                   | 19.92                      | 17.81                    | 616.89                 | Yes                                 | bailed 1 gal FP               |
| RW-04   | 06/29/00 | 634.70           | 636.48        | 612.80        | 587.80        | 19.34                        | <b>0.43</b>                   | 19.77                      | 17.66                    | 617.04                 | Yes                                 | bailed 2 gal FP               |
| RW-04   | 07/26/00 | 634.70           | 636.48        | 612.80        | 587.80        | 19.56                        | <b>0.30</b>                   | 19.86                      | 17.85                    | 616.85                 | Yes                                 | bailed 0.5 gal FP             |
| RW-04   | 08/18/00 | 634.70           | 636.48        | 612.80        | 587.80        | 20.13                        | <b>0.13</b>                   | 20.26                      | 18.38                    | 616.32                 | Yes                                 | bailed 0.125                  |
| RW-04   | 09/27/00 | 634.70           | 636.48        | 612.80        | 587.80        | 20.05                        | <b>1.32</b>                   | 21.37                      | 18.57                    | 616.13                 | Yes                                 | bailed 3 gal. FP              |
| RW-04   | 10/11/00 | 634.70           | 636.48        | 612.80        | 587.80        | 20.35                        | <b>0.02</b>                   | 20.37                      | 18.57                    | 616.13                 | Yes                                 | bailed 3 gal. FP              |
| RW-04   | 11/17/00 | 634.70           | 636.48        | 612.80        | 587.80        | 20.11                        | <b>0.78</b>                   | 20.89                      | 18.51                    | 616.19                 | Yes                                 | bailed 0.75 gal. FP           |
| RW-04   | 12/12/00 | 634.70           | 636.48        | 612.80        | 587.80        | 19.92                        | <b>1.13</b>                   | 21.05                      | 18.40                    | 616.30                 | Yes                                 | bailed 0.25 gal. FP           |
| RW-04   | 01/18/01 | 634.70           | 636.48        | 612.80        | 587.80        | 20.44                        | <b>0.92</b>                   | 21.36                      | 18.87                    | 615.83                 | Yes                                 | bailed 0.25 gal. FP           |
| RW-04   | 04/24/01 | 634.70           | 636.48        | 612.80        | 587.80        | 19.56                        | <b>1.58</b>                   | 21.14                      | 18.14                    | 616.56                 | Yes                                 | product abated using vactruck |
| RW-04   | 05/23/01 | 634.70           | 636.48        | 612.80        | 587.80        | 18.98                        | <b>2.16</b>                   | 21.14                      | 17.69                    | 617.01                 | Yes                                 | no product bailed             |
| RW-04   | 06/19/01 | 634.70           | 636.48        | 612.80        | 587.80        | 18.91                        | <b>0.27</b>                   | 19.18                      | 17.19                    | 617.51                 | Yes                                 |                               |
| RW-04   | 07/26/01 | 634.70           | 636.48        | 612.80        | 587.80        | 19.60                        | <b>0.28</b>                   | 19.88                      | 17.88                    | 616.82                 | Yes                                 |                               |
| RW-04   | 08/31/01 | 634.70           | 636.48        | 612.80        | 587.80        | 19.98                        | <b>0.27</b>                   | 20.25                      | 18.26                    | 616.44                 | Yes                                 |                               |
| RW-04   | 09/26/01 | 634.70           | 636.48        | 612.80        | 587.80        | 20.02                        | <b>0.30</b>                   | 20.32                      | 18.31                    | 616.39                 | Yes                                 |                               |
| RW-04   | 10/24/01 | 634.70           | 636.48        | 612.80        | 587.80        | 19.99                        | <b>1.08</b>                   | 21.07                      | 18.45                    | 616.24                 | Yes                                 |                               |
| RW-04   | 02/26/02 | 634.70           | 636.48        | 612.80        | 587.80        | 20.35                        | <b>4.68</b>                   | 25.03                      | 19.63                    | 615.06                 | Yes                                 |                               |
| RW-04   | 03/20/02 | 634.70           | 636.48        | 612.80        | 587.80        | 20.48                        | <b>5.90</b>                   | 26.38                      | 20.03                    | 614.65                 | Yes                                 |                               |
| RW-04   | 04/24/02 | 634.70           | 636.48        | 612.80        | 587.80        | 19.72                        | <b>5.65</b>                   | 25.37                      | 19.22                    | 615.47                 | Yes                                 |                               |
| RW-04   | 05/15/02 | 634.70           | 636.48        | 612.80        | 587.80        | 19.43                        | <b>3.50</b>                   | 22.93                      | 18.44                    | 616.25                 | Yes                                 |                               |
| RW-04   | 06/27/02 | 634.70           | 636.48        | 612.80        | 587.80        | 19.70                        | <b>3.19</b>                   | 22.89                      | 18.64                    | 616.05                 | Yes                                 |                               |
| RW-04   | 07/25/02 | 634.70           | 636.48        | 612.80        | 587.80        | 19.58                        | <b>2.12</b>                   | 21.70                      | 18.28                    | 616.42                 | Yes                                 |                               |
| RW-04   | 08/20/02 | 634.70           | 636.48        | 612.80        | 587.80        | 19.53                        | <b>1.75</b>                   | 21.28                      | 18.15                    | 616.55                 | Yes                                 |                               |
| RW-04   | 09/30/02 | 634.70           | 636.48        | 612.80        | 587.80        | 19.14                        | <b>1.45</b>                   | 20.59                      | 17.69                    | 617.01                 | Yes                                 |                               |
| RW-04   | 11/05/02 | 634.70           | 636.48        | 612.80        | 587.80        | 18.88                        | <b>1.42</b>                   | 20.30                      | 17.42                    | 617.28                 | Yes                                 |                               |
| RW-04   | 12/23/02 | 634.70           | 636.48        | 612.80        | 587.80        | 20.81                        | <b>0.46</b>                   | 21.27                      | 19.13                    | 615.57                 | Yes                                 |                               |
| RW-04   | 01/28/03 | 634.70           | 636.48        | 612.80        | 587.80        | 20.34                        | <b>1.71</b>                   | 22.05                      | 18.95                    | 615.75                 | Yes                                 |                               |
| RW-04   | 02/19/03 | 634.70           | 636.48        | 612.80        | 587.80        | 20.41                        | <b>2.43</b>                   | 22.84                      | 19.18                    | 615.52                 | Yes                                 |                               |
| RW-04   | 04/17/03 | 634.70           | 636.48        | 612.80        | 587.80        | 20.77                        | <b>5.88</b>                   | 26.65                      | 20.32                    | 614.37                 | Yes                                 |                               |

**Table 3**  
**Groundwater and LNAPL Gauging Data - Terminal**  
Former Amoco Terminal  
Superior, Wisconsin

| Well ID | Date     | Ground Elevation | TOC Elevation | TOS Elevation | BOS Elevation | Depth to Product (feet BTOC) | Free Product Thickness (feet) | Depth to Water (feet BTOC) | Corrected DTW (feet bgs) | Corrected GW Elevation | Screen Submerged Below Water Table? | Comments/Observations |
|---------|----------|------------------|---------------|---------------|---------------|------------------------------|-------------------------------|----------------------------|--------------------------|------------------------|-------------------------------------|-----------------------|
| RW-04   | 05/15/03 | 634.70           | 636.48        | 612.80        | 587.80        | 20.94                        | <b>4.94</b>                   | 25.88                      | 20.28                    | 614.41                 | Yes                                 |                       |
| RW-04   | 06/10/03 | 634.70           | 636.48        | 612.80        | 587.80        | 20.42                        | <b>5.84</b>                   | 26.26                      | 19.96                    | 614.73                 | Yes                                 |                       |
| RW-04   | 10/23/03 | 634.70           | 636.48        | 612.80        | 587.80        | 20.67                        | <b>7.04</b>                   | 27.71                      | 20.48                    | 614.20                 | Yes                                 |                       |
| RW-04   | 12/03/03 | 634.70           | 636.48        | 612.80        | 587.80        | 20.83                        | <b>7.37</b>                   | 28.20                      | 20.71                    | 613.97                 | Yes                                 |                       |
| RW-04   | 04/19/04 | 634.82           | 636.24        | 612.80        | 587.80        | 21.45                        | <b>5.73</b>                   | 27.18                      | 21.32                    | 613.48                 | Yes                                 |                       |
| RW-04   | 07/28/04 | 634.82           | 636.24        | 612.80        | 587.80        | 20.61                        | <b>2.19</b>                   | 22.80                      | 19.68                    | 615.13                 | Yes                                 |                       |
| RW-04   | 11/15/04 | 634.82           | 636.24        | 612.80        | 587.80        | 19.76                        | <b>1.33</b>                   | 21.09                      | 18.64                    | 616.18                 | Yes                                 |                       |
| RW-04   | 04/18/05 | 634.82           | 636.24        | 612.80        | 587.80        | 20.27                        | <b>2.77</b>                   | 23.04                      | 19.48                    | 615.34                 | Yes                                 |                       |
| RW-04   | 10/11/05 | 634.82           | 636.24        | 612.80        | 587.80        | 19.38                        | <b>2.20</b>                   | 21.58                      | 18.46                    | 616.36                 | Yes                                 |                       |
| RW-04   | 05/23/06 | 634.82           | 636.24        | 612.80        | 587.80        | 18.63                        | <b>2.28</b>                   | 20.91                      | 17.72                    | 617.09                 | Yes                                 |                       |
| RW-04   | 10/16/06 | 634.82           | 636.24        | 612.80        | 587.80        | 19.83                        | <b>4.02</b>                   | 23.85                      | 19.32                    | 615.49                 | Yes                                 |                       |
| RW-04   | 04/23/07 | 634.82           | 636.24        | 612.80        | 587.80        | 20.25                        | <b>0.83</b>                   | 21.08                      | 19.02                    | 615.80                 | Yes                                 |                       |
| RW-04   | 09/25/07 | 634.82           | 636.24        | 612.80        | 587.80        | 20.50                        | <b>7.73</b>                   | 28.23                      | 20.83                    | 613.98                 | Yes                                 |                       |
| RW-04   | 05/01/08 | 634.82           | 636.24        | 612.80        | 587.80        | 19.41                        | <b>2.47</b>                   | 21.88                      | 18.55                    | 616.27                 | Yes                                 |                       |
| RW-04   | 10/20/08 | 634.82           | 636.24        | 612.80        | 587.80        | 17.75                        | <b>2.81</b>                   | 20.56                      | 16.96                    | 617.85                 | Yes                                 |                       |
| RW-04   | 04/18/09 | 634.82           | 636.24        | 612.80        | 587.80        | 19.08                        | <b>2.45</b>                   | 21.53                      | 18.21                    | 616.60                 | Yes                                 |                       |
| RW-04   | 08/04/09 | 634.82           | 636.24        | 612.80        | 587.80        | 19.58                        | <b>3.44</b>                   | 23.02                      | 18.94                    | 615.88                 | Yes                                 |                       |
| RW-04   | 08/26/09 | 634.82           | 636.24        | 612.80        | 587.80        | 19.39                        | <b>2.79</b>                   | 22.18                      | 18.60                    | 616.21                 | Yes                                 |                       |
| RW-04   | 09/03/09 | 634.82           | 636.24        | 612.80        | 587.80        | 19.13                        | <b>2.67</b>                   | 21.80                      | 18.31                    | 616.50                 | Yes                                 |                       |
| RW-04   | 09/08/09 | 634.82           | 636.24        | 612.80        | 587.80        | 19.19                        | <b>2.61</b>                   | 21.80                      | 18.36                    | 616.45                 | Yes                                 |                       |
| RW-04   | 09/14/09 | 634.82           | 636.24        | 612.80        | 587.80        | 19.25                        | <b>2.60</b>                   | 21.85                      | 18.42                    | 616.40                 | Yes                                 |                       |
| RW-04   | 10/11/09 | 634.82           | 636.24        | 612.80        | 587.80        | 19.79                        | <b>2.86</b>                   | 22.65                      | 19.02                    | 615.80                 | Yes                                 |                       |
| RW-04   | 10/15/09 | 634.82           | 636.24        | 612.80        | 587.80        | 19.79                        | <b>2.86</b>                   | 22.65                      | 19.02                    | 615.80                 | Yes                                 |                       |
| RW-04   | 04/28/10 | 634.82           | 636.24        | 612.80        | 587.80        | 19.67                        | <b>3.96</b>                   | 23.63                      | 19.14                    | 615.67                 | Yes                                 |                       |
| RW-04   | 10/25/10 | 634.82           | 636.24        | 612.80        | 587.80        | 17.60                        | <b>3.09</b>                   | 20.69                      | 16.88                    | 617.94                 | Yes                                 |                       |
| RW-04   | 04/25/11 | 634.82           | 636.24        | 612.80        | 587.80        | 18.85                        | <b>2.59</b>                   | 21.44                      | 18.01                    | 616.80                 | Yes                                 |                       |
| RW-04   | 09/14/11 | 634.82           | 636.24        | 612.80        | 587.80        | 18.08                        | <b>3.26</b>                   | 21.34                      | 17.40                    | 617.42                 | Yes                                 |                       |
| RW-04   | 09/23/11 | 634.82           | 636.24        | 612.80        | 587.80        | 18.21                        | <b>3.11</b>                   | 21.32                      | 17.49                    | 617.32                 | Yes                                 |                       |
| RW-04   | 09/29/11 | 634.82           | 636.24        | 612.80        | 587.80        | 18.20                        | <b>3.03</b>                   | 21.23                      | 17.46                    | 617.35                 | Yes                                 |                       |
| RW-04   | 10/07/11 | 634.82           | 636.24        | 612.80        | 587.80        | 18.41                        | <b>2.76</b>                   | 21.17                      | 17.61                    | 617.20                 | Yes                                 |                       |
| RW-04   | 10/11/11 | 634.82           | 636.24        | 612.80        | 587.80        | 18.57                        | <b>2.67</b>                   | 21.24                      | 17.75                    | 617.06                 | Yes                                 |                       |
| RW-04   | 10/21/11 | 634.82           | 636.24        | 612.80        | 587.80        | 18.88                        | <b>2.47</b>                   | 21.35                      | 18.02                    | 616.80                 | Yes                                 |                       |
| RW-04   | 10/27/11 | 634.82           | 636.24        | 612.80        | 587.80        | 18.99                        | <b>2.41</b>                   | 21.40                      | 18.11                    | 616.70                 | Yes                                 |                       |
| RW-04   | 11/04/11 | 634.82           | 636.24        | 612.80        | 587.80        | 19.20                        | <b>2.38</b>                   | 21.58                      | 18.32                    | 616.50                 | Yes                                 |                       |
| RW-04   | 11/09/11 | 634.82           | 636.24        | 612.80        | 587.80        | 19.12                        | <b>2.36</b>                   | 21.48                      | 18.23                    | 616.58                 | Yes                                 |                       |
| RW-04   | 11/18/11 | 634.82           | 636.24        | 612.80        | 587.80        | 19.26                        | <b>2.37</b>                   | 21.63                      | 18.38                    | 616.44                 | Yes                                 |                       |
| RW-04   | 11/22/11 | 634.82           | 636.24        | 612.80        | 587.80        | 19.40                        | <b>2.44</b>                   | 21.84                      | 18.53                    | 616.28                 | Yes                                 |                       |
| RW-04   | 12/01/11 | 634.82           | 636.24        | 612.80        | 587.80        | 19.76                        | <b>2.46</b>                   | 22.22                      | 18.90                    | 615.92                 | Yes                                 |                       |

**Table 3**  
**Groundwater and LNAPL Gauging Data - Terminal**  
Former Amoco Terminal  
Superior, Wisconsin

| Well ID | Date     | Ground Elevation | TOC Elevation | TOS Elevation | BOS Elevation | Depth to Product (feet BTOC) | Free Product Thickness (feet) | Depth to Water (feet BTOC) | Corrected DTW (feet bgs) | Corrected GW Elevation | Screen Submerged Below Water Table? | Comments/Observations      |
|---------|----------|------------------|---------------|---------------|---------------|------------------------------|-------------------------------|----------------------------|--------------------------|------------------------|-------------------------------------|----------------------------|
| RW-04   | 01/04/12 | 634.82           | 636.24        | 612.80        | 587.80        | 20.05                        | 2.47                          | 22.52                      | 19.19                    | 615.63                 | Yes                                 |                            |
| RW-04   | 02/16/12 | 634.82           | 636.24        | 612.80        | 587.80        | 20.40                        | 3.87                          | 24.27                      | 19.85                    | 614.96                 | Yes                                 |                            |
| RW-04   | 03/13/12 | 634.82           | 636.24        | 612.80        | 587.80        | 20.45                        | 6.55                          | 27.00                      | 20.51                    | 614.30                 | Yes                                 |                            |
| RW-04   | 04/03/12 | 634.82           | 636.24        | 612.80        | 587.80        | 20.37                        | 7.43                          | 27.80                      | 20.63                    | 614.18                 | Yes                                 | Spill Buddy Before Reading |
| RW-04   | 04/03/12 | 634.82           | 636.24        | 612.80        | 587.80        | 26.67                        | 0.13                          | 26.80                      | 25.28                    | 609.54                 | No                                  | Spill Buddy After Reading  |
| RW-04   | 04/16/12 | 634.82           | 636.24        | 612.80        | 587.80        | 20.64                        | 4.76                          | 25.40                      | 20.30                    | 614.51                 | Yes                                 |                            |
| RW-04   | 05/10/12 | 634.82           | 636.24        | 612.80        | 587.80        | 19.76                        | 5.32                          | 25.08                      | 19.54                    | 615.27                 | Yes                                 | Spill Buddy Before Reading |
| RW-04   | 05/10/12 | 634.82           | 636.24        | 612.80        | 587.80        | 24.20                        | 0.07                          | 24.27                      | 22.80                    | 612.02                 | No                                  | Spill Buddy After Reading  |
| RW-04   | 05/18/12 | 634.82           | 636.24        | 612.80        | 587.80        | 19.82                        | 4.53                          | 24.35                      | 19.42                    | 615.39                 | Yes                                 |                            |
| RW-04   | 05/21/12 | 634.82           | 636.24        | 612.80        | 587.80        | 19.92                        | 4.56                          | 24.48                      | 19.53                    | 615.28                 | Yes                                 | Spill Buddy Before Reading |
| RW-04   | 05/21/12 | 634.82           | 636.24        | 612.80        | 587.80        | 23.95                        | 0.14                          | 24.09                      | 22.56                    | 612.26                 | No                                  | Spill Buddy After Reading  |
| RW-04   | 06/18/12 | 634.82           | 636.24        | 612.80        | 587.80        | 18.85                        | 2.50                          | 21.35                      | 17.99                    | 616.82                 | Yes                                 | Spill Buddy Before Reading |
| RW-04   | 06/18/12 | 634.82           | 636.24        | 612.80        | 587.80        | 20.90                        | 0.10                          | 21.00                      | 19.50                    | 615.32                 | Yes                                 | Spill Buddy After Reading  |
| RW-04   | 06/26/12 | 634.82           | 636.24        | 612.80        | 587.80        | 18.60                        | 0.20                          | 18.80                      | 17.23                    | 617.59                 | Yes                                 |                            |
| RW-04   | 07/12/12 | 634.82           | 636.24        | 612.80        | 587.80        | 20.05                        | 0.11                          | 20.16                      | 18.65                    | 616.16                 | Yes                                 |                            |
| RW-04   | 07/24/12 | 634.82           | 636.24        | 612.80        | 587.80        | 18.88                        | 2.72                          | 21.60                      | 18.07                    | 616.74                 | Yes                                 |                            |
| RW-04   | 08/09/12 | 634.82           | 636.24        | 612.80        | 587.80        | 18.90                        | 3.45                          | 22.35                      | 18.26                    | 616.55                 | Yes                                 | Spill Buddy Before Reading |
| RW-04   | 08/09/12 | 634.82           | 636.24        | 612.80        | 587.80        | 21.29                        | 0.16                          | 21.45                      | 19.91                    | 614.91                 | Yes                                 | Spill Buddy After Reading  |
| RW-04   | 08/17/12 | 634.82           | 636.24        | 612.80        | 587.80        | 19.33                        | 2.45                          | 21.78                      | 18.46                    | 616.35                 | Yes                                 |                            |
| RW-04   | 09/17/12 | 634.82           | 636.24        | 612.80        | 587.80        | 19.60                        | 4.60                          | 24.20                      | 19.22                    | 615.59                 | Yes                                 |                            |
| RW-04   | 09/18/12 | 634.82           | 636.24        | 612.80        | 587.80        | 19.59                        | 4.59                          | 24.18                      | 19.21                    | 615.60                 | Yes                                 | Spill Buddy Before Reading |
| RW-04   | 09/18/12 | 634.82           | 636.24        | 612.80        | 587.80        | 23.60                        | 0.07                          | 23.67                      | 22.20                    | 612.62                 | No                                  | Spill Buddy After Reading  |
| RW-04   | 09/30/12 | 634.82           | 636.24        | 612.80        | 587.80        | 20.49                        | 0.95                          | 21.44                      | 19.28                    | 615.53                 | Yes                                 |                            |
| RW-04   | 10/22/12 | 634.82           | 636.24        | 612.80        | 587.80        | 20.49                        | 3.07                          | 23.56                      | 19.76                    | 615.05                 | Yes                                 |                            |
| RW-04   | 11/21/12 | 634.82           | 636.24        | 612.80        | 587.80        | 20.22                        | 6.23                          | 26.45                      | 20.21                    | 614.60                 | Yes                                 |                            |
| RW-04   | 12/17/12 | 634.82           | 636.24        | 612.80        | 587.80        | 20.20                        | 8.05                          | 28.25                      | 20.60                    | 614.20                 | Yes                                 |                            |
| RW-04   | 03/25/13 | 634.82           | 636.24        | 612.80        | 587.80        | 20.78                        | 10.02                         | 30.80                      | 21.62                    | 613.18                 | Yes                                 |                            |
| RW-04   | 04/03/13 | 634.82           | 636.24        | 612.80        | 587.80        | 20.85                        | 9.74                          | 30.59                      | 21.63                    | 613.17                 | Yes                                 | Spill Buddy Before Reading |
| RW-04   | 04/03/13 | 634.82           | 636.24        | 612.80        | 587.80        | 28.69                        | 0.26                          | 28.95                      | 27.33                    | 607.49                 | No                                  | Spill Buddy After Reading  |
| RW-04   | 04/29/13 | 634.82           | 636.24        | 612.80        | 587.80        | 20.77                        | 6.31                          | 27.08                      | 20.78                    | 614.03                 | Yes                                 | Spill Buddy Before Reading |
| RW-04   | 04/29/13 | 634.82           | 636.24        | 612.80        | 587.80        | 26.38                        | 0.09                          | 26.47                      | 24.98                    | 609.84                 | No                                  | Spill Buddy After Reading  |
| RW-04   | 05/05/13 | 634.82           | 636.24        | 612.80        | 587.80        | 21.14                        | 2.54                          | 23.68                      | 20.29                    | 614.52                 | Yes                                 |                            |
| RW-04   | 10/03/13 | 634.82           | 636.24        | 612.80        | 587.80        | 20.15                        | 5.10                          | 25.25                      | 19.88                    | 614.93                 | Yes                                 |                            |
| RW-04   | 05/22/14 | 634.82           | 636.24        | 612.80        | 587.80        | 18.99                        | 1.79                          | 20.78                      | 17.97                    | 616.84                 | Yes                                 |                            |
| RW-04   | 10/31/14 | 634.82           | 636.24        | 612.80        | 587.80        | 18.38                        | 4.45                          | 22.83                      | 17.97                    | 616.85                 | Yes                                 |                            |
| RW-04   | 05/06/15 | 634.82           | 636.24        | 612.80        | 587.80        | 19.90                        | 5.62                          | 25.52                      | 19.75                    | 615.06                 | Yes                                 |                            |
| RW-04   | 07/10/15 | 634.82           | 636.24        | 612.80        | 587.80        | 19.24                        | 2.31                          | 21.55                      | 18.34                    | 616.47                 | Yes                                 |                            |
| RW-04   | 10/05/15 | 634.82           | 636.24        | 612.80        | 587.80        | 18.25                        | 2.44                          | 20.69                      | 17.38                    | 617.43                 | Yes                                 |                            |

**Table 3**  
**Groundwater and LNAPL Gauging Data - Terminal**  
Former Amoco Terminal  
Superior, Wisconsin

| Well ID | Date     | Ground Elevation | TOC Elevation | TOS Elevation | BOS Elevation | Depth to Product (feet BTOC) | Free Product Thickness (feet) | Depth to Water (feet BTOC) | Corrected DTW (feet bgs) | Corrected GW Elevation | Screen Submerged Below Water Table? | Comments/Observations |
|---------|----------|------------------|---------------|---------------|---------------|------------------------------|-------------------------------|----------------------------|--------------------------|------------------------|-------------------------------------|-----------------------|
| RW-04   | 05/23/16 | 634.82           | 636.24        | 612.80        | 587.80        | 15.49                        | <b>5.89</b>                   | 21.38                      | 15.40                    | 619.41                 | Yes                                 |                       |
| RW-04   | 10/03/16 | 634.82           | 636.24        | 612.80        | 587.80        | 16.89                        | <b>5.65</b>                   | 22.54                      | 16.75                    | 618.06                 | Yes                                 |                       |
| RW-04   | 06/14/17 | 634.82           | 636.24        | 612.80        | 587.80        | 15.54                        | <b>5.72</b>                   | 21.26                      | 15.41                    | 619.40                 | Yes                                 |                       |
| RW-04   | 06/21/17 | 634.82           | 636.24        | 612.80        | 587.80        | 16.20                        | <b>5.16</b>                   | 21.36                      | 15.95                    | 618.86                 | Yes                                 |                       |
| RW-04   | 06/22/17 | 634.82           | 636.24        | 612.80        | 587.80        | 16.80                        | <b>1.12</b>                   | 17.92                      | 15.63                    | 619.18                 | Yes                                 |                       |
| RW-04   | 06/23/17 | 634.82           | 636.24        | 612.80        | 587.80        | 16.97                        | <b>0.98</b>                   | 17.95                      | 15.77                    | 619.05                 | Yes                                 |                       |
| RW-04   | 10/26/17 | 634.82           | 636.24        | 612.80        | 587.80        | 14.69                        | <b>2.53</b>                   | 17.22                      | 13.84                    | 620.97                 | Yes                                 |                       |
| RW-04   | 05/23/18 | 634.82           | 636.24        | 612.80        | 587.80        | 19.40                        | <b>2.10</b>                   | 21.50                      | 18.45                    | 616.36                 | Yes                                 |                       |
| RW-04   | 05/02/19 | 634.82           | 636.24        | 612.80        | 587.80        | 18.55                        | <b>2.22</b>                   | 20.77                      | 17.63                    | 617.18                 | Yes                                 |                       |
| RW-04   | 07/16/19 | 634.82           | 636.24        | 612.80        | 587.80        | 17.17                        | <b>2.39</b>                   | 19.56                      | 16.29                    | 618.53                 | Yes                                 |                       |
| RW-04   | 05/26/20 | 634.82           | 636.24        | 612.80        | 587.80        | 16.51                        | <b>1.13</b>                   | 17.64                      | 15.35                    | 619.47                 | Yes                                 |                       |
| RW-04   | 05/24/21 | 634.82           | 636.24        | 612.80        | 587.80        | 17.59                        | <b>1.18</b>                   | 18.77                      | 16.44                    | 618.38                 | Yes                                 |                       |
| RW-05   | 05/04/90 | 636.00           | 638.51        | 613.30        | 588.30        | 23.50                        | <b>0.85</b>                   | 24.35                      | 21.18                    | 614.82                 | Yes                                 |                       |
| RW-05   | 06/01/90 | 636.00           | 638.51        | 613.30        | 588.30        | 23.00                        | <b>1.45</b>                   | 24.45                      | 20.82                    | 615.18                 | Yes                                 |                       |
| RW-05   | 06/19/90 | 636.00           | 638.51        | 613.30        | 588.30        | 22.95                        | <b>1.70</b>                   | 24.65                      | 20.82                    | 615.18                 | Yes                                 |                       |
| RW-05   | 06/27/90 | 636.00           | 638.51        | 613.30        | 588.30        | 23.33                        | <b>0.21</b>                   | 23.54                      | 20.87                    | 615.13                 | Yes                                 |                       |
| RW-05   | 07/05/90 | 636.00           | 638.51        | 613.30        | 588.30        | 23.48                        | <b>0.40</b>                   | 23.88                      | 21.06                    | 614.94                 | Yes                                 |                       |
| RW-05   | 07/13/90 | 636.00           | 638.51        | 613.30        | 588.30        | 23.38                        | <b>0.48</b>                   | 23.86                      | 20.98                    | 615.02                 | Yes                                 |                       |
| RW-05   | 07/17/90 | 636.00           | 638.51        | 613.30        | 588.30        | 23.18                        | <b>0.57</b>                   | 23.75                      | 20.80                    | 615.20                 | Yes                                 |                       |
| RW-05   | 07/25/90 | 636.00           | 638.51        | 613.30        | 588.30        | 23.35                        | <b>0.65</b>                   | 24.00                      | 20.99                    | 615.01                 | Yes                                 |                       |
| RW-05   | 08/09/90 | 636.00           | 638.51        | 613.30        | 588.30        | 23.20                        | <b>0.80</b>                   | 24.00                      | 20.87                    | 615.13                 | Yes                                 |                       |
| RW-05   | 09/06/90 | 636.00           | 638.51        | 613.30        | 588.30        | 22.72                        | <b>2.21</b>                   | 24.93                      | 20.71                    | 615.29                 | Yes                                 |                       |
| RW-05   | 01/04/91 | 636.00           | 638.51        | 613.30        | 588.30        | 22.05                        | <b>3.20</b>                   | 25.25                      | 20.26                    | 615.74                 | Yes                                 |                       |
| RW-05   | 01/30/91 | 636.00           | 638.51        | 613.30        | 588.30        | 22.22                        | <b>3.34</b>                   | 25.56                      | 20.46                    | 615.54                 | Yes                                 |                       |
| RW-05   | 04/24/91 | 636.00           | 638.51        | 613.30        | 588.30        | 22.40                        | <b>3.32</b>                   | 25.72                      | 20.64                    | 615.36                 | Yes                                 |                       |
| RW-05   | 07/09/91 | 636.00           | 638.51        | 613.30        | 588.30        | 20.41                        | <b>4.17</b>                   | 24.58                      | 18.84                    | 617.16                 | Yes                                 |                       |
| RW-05   | 10/08/91 | 636.00           | 638.51        | 613.30        | 588.30        | 18.62                        | <b>5.32</b>                   | 23.94                      | 17.31                    | 618.69                 | Yes                                 |                       |
| RW-05   | 01/07/92 | 636.00           | 638.51        | 613.30        | 588.30        | 18.73                        | <b>5.71</b>                   | 24.44                      | 17.51                    | 618.49                 | Yes                                 |                       |
| RW-05   | 10/14/92 | 636.00           | 638.51        | 613.30        | 588.30        | 18.56                        | <b>7.16</b>                   | 25.72                      | 17.67                    | 618.33                 | Yes                                 |                       |
| RW-05   | 06/25/93 | 636.00           | 638.51        | 613.30        | 588.30        | 16.28                        | <b>7.74</b>                   | 24.02                      | 15.52                    | 620.48                 | Yes                                 |                       |
| RW-05   | 10/28/93 | 636.00           | 638.51        | 613.30        | 588.30        | 18.84                        | <b>7.70</b>                   | 26.54                      | 18.07                    | 617.93                 | Yes                                 |                       |
| RW-05   | 01/29/94 | 636.00           | 638.51        | 613.30        | 588.30        | 20.64                        | <b>6.99</b>                   | 27.63                      | 19.71                    | 616.29                 | Yes                                 |                       |
| RW-05   | 04/27/94 | 636.00           | 638.51        | 613.30        | 588.30        | 20.50                        | <b>1.87</b>                   | 22.37                      | 18.41                    | 617.59                 | Yes                                 |                       |
| RW-05   | 07/21/94 | 636.00           | 638.51        | 613.30        | 588.30        | 19.28                        | <b>0.59</b>                   | 19.87                      | 16.90                    | 619.10                 | Yes                                 |                       |
| RW-05   | 10/25/94 | 636.00           | 638.51        | 613.30        | 588.30        | 19.76                        | <b>1.15</b>                   | 20.91                      | 17.51                    | 618.49                 | Yes                                 |                       |
| RW-05   | 02/01/95 | 636.00           | 638.51        | 613.30        | 588.30        | 20.95                        | <b>1.30</b>                   | 22.25                      | 18.73                    | 617.27                 | Yes                                 |                       |
| RW-05   | 04/04/95 | 636.00           | 638.51        | 613.30        | 588.30        | 21.72                        | <b>1.38</b>                   | 23.10                      | 19.52                    | 616.48                 | Yes                                 |                       |

**Table 3**  
**Groundwater and LNAPL Gauging Data - Terminal**  
Former Amoco Terminal  
Superior, Wisconsin

| Well ID | Date     | Ground Elevation | TOC Elevation | TOS Elevation | BOS Elevation | Depth to Product (feet BTOC) | Free Product Thickness (feet) | Depth to Water (feet BTOC) | Corrected DTW (feet bgs) | Corrected GW Elevation | Screen Submerged Below Water Table? | Comments/Observations         |
|---------|----------|------------------|---------------|---------------|---------------|------------------------------|-------------------------------|----------------------------|--------------------------|------------------------|-------------------------------------|-------------------------------|
| RW-05   | 07/12/95 | 636.00           | 638.51        | 613.30        | 588.30        | 20.69                        | 1.56                          | 22.25                      | 18.53                    | 617.47                 | Yes                                 |                               |
| RW-05   | 11/14/95 | 636.00           | 638.51        | 613.30        | 588.30        | 19.32                        | 1.81                          | 21.13                      | 17.22                    | 618.78                 | Yes                                 |                               |
| RW-05   | 03/13/96 | 636.00           | 638.51        | 613.30        | 588.30        | 21.17                        | 2.02                          | 23.19                      | 19.12                    | 616.88                 | Yes                                 |                               |
| RW-05   | 11/03/98 | 636.00           | 638.51        | 613.30        | 588.30        | 21.49                        | 2.90                          | 24.39                      | 19.64                    | 616.36                 | Yes                                 |                               |
| RW-05   | 03/02/99 | 636.00           | 638.51        | 613.30        | 588.30        | 21.52                        | 3.05                          | 24.57                      | 19.70                    | 616.30                 | Yes                                 |                               |
| RW-05   | 10/07/99 | 636.00           | 638.51        | 613.30        | 588.30        | 18.61                        | 1.30                          | 19.91                      | 16.39                    | 619.61                 | Yes                                 |                               |
| RW-05   | 11/09/99 | 636.00           | 638.51        | 613.30        | 588.30        | 18.48                        | 0.87                          | 19.35                      | 16.17                    | 619.83                 | Yes                                 | bailed 0.25 gal. FP           |
| RW-05   | 12/21/99 | 636.00           | 638.51        | 613.30        | 588.30        | 18.56                        | 0.17                          | 18.73                      | 16.09                    | 619.91                 | Yes                                 | bailed 0.25 gal. FP           |
| RW-05   | 01/27/00 | 636.00           | 638.51        | 613.30        | 588.30        | 20.78                        | 0.90                          | 21.68                      | 18.47                    | 617.53                 | Yes                                 | bailed 0.2 gal. FP            |
| RW-05   | 02/24/00 | 636.00           | 638.51        | 613.30        | 588.30        | 21.22                        | 0.72                          | 21.94                      | 18.87                    | 617.13                 | Yes                                 | bailed 0.25 gal. FP           |
| RW-05   | 03/31/00 | 636.00           | 638.51        | 613.30        | 588.30        | 21.33                        | 0.60                          | 21.93                      | 18.96                    | 617.04                 | Yes                                 | bailed 0.5 gal. FP            |
| RW-05   | 04/20/00 | 636.00           | 638.51        | 613.30        | 588.30        | 20.61                        | 3.10                          | 23.71                      | 18.80                    | 617.20                 | Yes                                 | bailed 5 gal. FP              |
| RW-05   | 04/26/00 | 636.00           | 638.51        | 613.30        | 588.30        | 20.97                        | 0.58                          | 21.55                      | 18.59                    | 617.41                 | Yes                                 | bailed 0.5 gal. FP            |
| RW-05   | 05/31/00 | 636.00           | 638.51        | 613.30        | 588.30        | 21.06                        | 0.36                          | 21.42                      | 18.63                    | 617.37                 | Yes                                 | bailed 0.5 gal. FP            |
| RW-05   | 06/29/00 | 636.00           | 638.51        | 613.30        | 588.30        | 20.88                        | 0.40                          | 21.28                      | 18.46                    | 617.54                 | Yes                                 | bailed 1 gal. FP              |
| RW-05   | 07/26/00 | 636.00           | 638.51        | 613.30        | 588.30        | 20.97                        | 0.29                          | 21.26                      | 18.53                    | 617.47                 | Yes                                 | bailed 0.5 gal. FP            |
| RW-05   | 08/18/00 | 636.00           | 638.51        | 613.30        | 588.30        | 21.26                        | 0.47                          | 21.73                      | 18.86                    | 617.14                 | Yes                                 | bailed 0.25 gal. FP           |
| RW-05   | 09/27/00 | 636.00           | 638.51        | 613.30        | 588.30        | 21.72                        | 0.31                          | 22.03                      | 19.28                    | 616.72                 | Yes                                 | bailed 0.5 gal FP             |
| RW-05   | 10/11/00 | 636.00           | 638.51        | 613.30        | 588.30        | 21.67                        | 0.07                          | 21.74                      | 19.18                    | 616.82                 | Yes                                 | bailed 0.01 gal FP            |
| RW-05   | 11/17/00 | 636.00           | 638.51        | 613.30        | 588.30        | 21.61                        | 0.08                          | 21.69                      | 19.12                    | 616.88                 | Yes                                 | No product bailed             |
| RW-05   | 12/12/00 | 636.00           | 638.51        | 613.30        | 588.30        | 21.48                        | 0.16                          | 21.64                      | 19.01                    | 616.99                 | Yes                                 | bailed 0.1 gal FP             |
| RW-05   | 01/18/01 | 636.00           | 638.51        | 613.30        | 588.30        | 21.77                        | 0.07                          | 21.84                      | 19.28                    | 616.72                 | Yes                                 | bailed 0.2 gal FP             |
| RW-05   | 04/24/01 | 636.00           | 638.51        | 613.30        | 588.30        | 21.90                        | 0.20                          | 22.10                      | 19.44                    | 616.56                 | Yes                                 | product abated using vactruck |
| RW-05   | 05/23/01 | 636.00           | 638.51        | 613.30        | 588.30        | 20.75                        | 0.12                          | 20.87                      | 18.27                    | 617.73                 | Yes                                 | no product bailed             |
| RW-05   | 06/19/01 | 636.00           | 638.51        | 613.30        | 588.30        | 20.63                        | 0.14                          | 20.77                      | 18.15                    | 617.85                 | Yes                                 |                               |
| RW-05   | 07/26/01 | 636.00           | 638.51        | 613.30        | 588.30        | 21.25                        | 0.27                          | 21.52                      | 18.80                    | 617.20                 | Yes                                 |                               |
| RW-05   | 08/31/01 | 636.00           | 638.51        | 613.30        | 588.30        | 21.49                        | 0.32                          | 21.81                      | 19.05                    | 616.95                 | Yes                                 |                               |
| RW-05   | 09/26/01 | 636.00           | 638.51        | 613.30        | 588.30        | 21.63                        | 0.31                          | 21.94                      | 19.19                    | 616.81                 | Yes                                 |                               |
| RW-05   | 10/24/01 | 636.00           | 638.51        | 613.30        | 588.30        | 21.66                        | 0.34                          | 22.00                      | 19.23                    | 616.77                 | Yes                                 |                               |
| RW-05   | 12/20/01 | 636.00           | 638.51        | 613.30        | 588.30        | 22.13                        | 0.33                          | 22.46                      | 19.69                    | 616.31                 | Yes                                 |                               |
| RW-05   | 01/22/02 | 636.00           | 638.51        | 613.30        | 588.30        | 22.17                        | 0.36                          | 22.53                      | 19.74                    | 616.26                 | Yes                                 |                               |
| RW-05   | 02/26/02 | 636.00           | 638.51        | 613.30        | 588.30        | 22.59                        | 0.39                          | 22.98                      | 20.17                    | 615.83                 | Yes                                 |                               |
| RW-05   | 03/20/02 | 636.00           | 638.51        | 613.30        | 588.30        | 22.78                        | 0.39                          | 23.17                      | 20.36                    | 615.64                 | Yes                                 |                               |
| RW-05   | 04/24/02 | 636.00           | 638.51        | 613.30        | 588.30        | 22.09                        | 0.42                          | 22.51                      | 19.67                    | 616.33                 | Yes                                 |                               |
| RW-05   | 05/15/02 | 636.00           | 638.51        | 613.30        | 588.30        | 21.84                        | 0.43                          | 22.27                      | 19.43                    | 616.57                 | Yes                                 |                               |
| RW-05   | 06/27/02 | 636.00           | 638.51        | 613.30        | 588.30        | 21.89                        | 0.49                          | 22.38                      | 19.49                    | 616.51                 | Yes                                 |                               |
| RW-05   | 07/25/02 | 636.00           | 638.51        | 613.30        | 588.30        | 21.75                        | 0.53                          | 22.28                      | 19.36                    | 616.64                 | Yes                                 |                               |
| RW-05   | 08/20/02 | 636.00           | 638.51        | 613.30        | 588.30        | 21.74                        | 0.57                          | 22.31                      | 19.36                    | 616.64                 | Yes                                 |                               |

**Table 3**  
**Groundwater and LNAPL Gauging Data - Terminal**  
Former Amoco Terminal  
Superior, Wisconsin

| Well ID | Date     | Ground Elevation | TOC Elevation | TOS Elevation | BOS Elevation | Depth to Product (feet BTOC) | Free Product Thickness (feet) | Depth to Water (feet BTOC) | Corrected DTW (feet bgs) | Corrected GW Elevation | Screen Submerged Below Water Table? | Comments/Observations |
|---------|----------|------------------|---------------|---------------|---------------|------------------------------|-------------------------------|----------------------------|--------------------------|------------------------|-------------------------------------|-----------------------|
| RW-05   | 09/30/02 | 636.00           | 638.51        | 613.30        | 588.30        | 21.21                        | <b>0.69</b>                   | 21.90                      | 18.86                    | 617.14                 | Yes                                 |                       |
| RW-05   | 11/05/02 | 636.00           | 638.51        | 613.30        | 588.30        | 21.01                        | <b>0.83</b>                   | 21.84                      | 18.69                    | 617.31                 | Yes                                 |                       |
| RW-05   | 12/23/02 | 636.00           | 638.51        | 613.30        | 588.30        | 21.74                        | <b>0.95</b>                   | 22.69                      | 19.44                    | 616.56                 | Yes                                 |                       |
| RW-05   | 01/28/03 | 636.00           | 638.51        | 613.30        | 588.30        | 22.16                        | <b>1.03</b>                   | 23.19                      | 19.88                    | 616.12                 | Yes                                 |                       |
| RW-05   | 02/19/03 | 636.00           | 638.51        | 613.30        | 588.30        | 22.39                        | <b>1.04</b>                   | 23.43                      | 20.11                    | 615.89                 | Yes                                 |                       |
| RW-05   | 04/17/03 | 636.00           | 638.51        | 613.30        | 588.30        | 22.90                        | <b>1.03</b>                   | 23.93                      | 20.62                    | 615.38                 | Yes                                 |                       |
| RW-05   | 05/15/03 | 636.00           | 638.51        | 613.30        | 588.30        | 23.07                        | <b>1.02</b>                   | 24.09                      | 20.79                    | 615.21                 | Yes                                 |                       |
| RW-05   | 06/10/03 | 636.00           | 638.51        | 613.30        | 588.30        | 22.61                        | <b>1.00</b>                   | 23.61                      | 20.33                    | 615.67                 | Yes                                 |                       |
| RW-05   | 10/23/03 | 636.00           | 638.51        | 613.30        | 588.30        | 22.89                        | <b>1.13</b>                   | 24.02                      | 20.64                    | 615.36                 | Yes                                 |                       |
| RW-05   | 12/03/03 | 636.00           | 638.51        | 613.30        | 588.30        | 23.03                        | <b>1.16</b>                   | 24.19                      | 20.78                    | 615.22                 | Yes                                 |                       |
| RW-05   | 04/19/04 | 636.67           | 638.61        | 613.30        | 588.30        | 23.38                        | <b>1.45</b>                   | 24.83                      | 21.77                    | 614.90                 | Yes                                 |                       |
| RW-05   | 07/28/04 | 636.67           | 638.61        | 613.30        | 588.30        | 22.32                        | <b>2.38</b>                   | 24.70                      | 20.92                    | 615.75                 | Yes                                 |                       |
| RW-05   | 11/15/04 | 636.67           | 638.61        | 613.30        | 588.30        | 21.48                        | <b>2.73</b>                   | 24.21                      | 20.16                    | 616.51                 | Yes                                 |                       |
| RW-05   | 04/18/05 | 636.67           | 638.61        | 613.30        | 588.30        | 21.85                        | <b>3.01</b>                   | 24.86                      | 20.59                    | 616.08                 | Yes                                 |                       |
| RW-05   | 10/11/05 | 636.67           | 638.61        | 613.30        | 588.30        | 21.09                        | <b>3.89</b>                   | 24.98                      | 20.03                    | 616.64                 | Yes                                 |                       |
| RW-05   | 05/23/06 | 636.67           | 638.61        | 613.30        | 588.30        | 20.14                        | <b>5.07</b>                   | 25.21                      | 19.35                    | 617.32                 | Yes                                 |                       |
| RW-05   | 10/16/06 | 636.67           | 638.61        | 613.30        | 588.30        | 21.19                        | <b>5.85</b>                   | 27.04                      | 20.57                    | 616.10                 | Yes                                 |                       |
| RW-05   | 04/23/07 | 636.67           | 638.61        | 613.30        | 588.30        | 22.09                        | <b>5.89</b>                   | 27.98                      | 21.48                    | 615.19                 | Yes                                 |                       |
| RW-05   | 09/25/07 | 636.67           | 638.61        | 613.30        | 588.30        | 21.95                        | <b>6.00</b>                   | 27.95                      | 21.37                    | 615.30                 | Yes                                 |                       |
| RW-05   | 05/01/08 | 636.67           | 638.61        | 613.30        | 588.30        | 20.99                        | <b>6.26</b>                   | 27.25                      | 20.46                    | 616.21                 | Yes                                 |                       |
| RW-05   | 10/20/08 | 636.67           | 638.61        | 613.30        | 588.30        | 19.05                        | <b>6.55</b>                   | 25.60                      | 18.59                    | 618.08                 | Yes                                 |                       |
| RW-05   | 04/18/09 | 636.67           | 638.61        | 613.30        | 588.30        | 20.25                        | <b>7.64</b>                   | 27.89                      | 20.04                    | 616.63                 | Yes                                 |                       |
| RW-05   | 10/11/09 | 636.67           | 638.61        | 613.30        | 588.30        | 21.06                        | <b>1.13</b>                   | 22.19                      | 19.38                    | 617.29                 | Yes                                 |                       |
| RW-05   | 04/28/10 | 636.67           | 638.61        | 613.30        | 588.30        | 21.59                        | <b>1.27</b>                   | 22.86                      | 19.94                    | 616.73                 | Yes                                 |                       |
| RW-05   | 10/25/10 | 636.67           | 638.61        | 613.30        | 588.30        | 19.48                        | <b>0.72</b>                   | 20.20                      | 17.70                    | 618.97                 | Yes                                 |                       |
| RW-05   | 04/25/11 | 636.67           | 638.61        | 613.30        | 588.30        | 20.59                        | <b>2.14</b>                   | 22.73                      | 19.13                    | 617.54                 | Yes                                 |                       |
| RW-05   | 09/14/11 | 636.67           | 638.61        | 613.30        | 588.30        | 19.68                        | <b>2.16</b>                   | 21.84                      | 18.23                    | 618.44                 | Yes                                 |                       |
| RW-05   | 09/23/11 | 636.67           | 638.61        | 613.30        | 588.30        | 19.90                        | <b>2.21</b>                   | 22.11                      | 18.46                    | 618.21                 | Yes                                 |                       |
| RW-05   | 09/29/11 | 636.67           | 638.61        | 613.30        | 588.30        | 19.79                        | <b>2.25</b>                   | 22.04                      | 18.36                    | 618.31                 | Yes                                 |                       |
| RW-05   | 10/07/11 | 636.67           | 638.61        | 613.30        | 588.30        | 20.00                        | <b>2.26</b>                   | 22.26                      | 18.57                    | 618.10                 | Yes                                 |                       |
| RW-05   | 10/11/11 | 636.67           | 638.61        | 613.30        | 588.30        | 20.08                        | <b>2.30</b>                   | 22.38                      | 18.66                    | 618.01                 | Yes                                 |                       |
| RW-05   | 10/21/11 | 636.67           | 638.61        | 613.30        | 588.30        | 20.37                        | <b>2.35</b>                   | 22.72                      | 18.96                    | 617.71                 | Yes                                 |                       |
| RW-05   | 10/27/11 | 636.67           | 638.61        | 613.30        | 588.30        | 20.47                        | <b>2.30</b>                   | 22.77                      | 19.05                    | 617.62                 | Yes                                 |                       |
| RW-05   | 11/01/11 | 636.67           | 638.61        | 613.30        | 588.30        | 20.67                        | <b>2.32</b>                   | 22.99                      | 19.25                    | 617.42                 | Yes                                 |                       |
| RW-05   | 11/09/11 | 636.67           | 638.61        | 613.30        | 588.30        | 20.60                        | <b>2.33</b>                   | 22.93                      | 19.19                    | 617.48                 | Yes                                 |                       |
| RW-05   | 11/18/11 | 636.67           | 638.61        | 613.30        | 588.30        | 20.70                        | <b>2.34</b>                   | 23.04                      | 19.29                    | 617.38                 | Yes                                 |                       |
| RW-05   | 11/22/11 | 636.67           | 638.61        | 613.30        | 588.30        | 20.86                        | <b>2.39</b>                   | 23.25                      | 19.46                    | 617.21                 | Yes                                 |                       |
| RW-05   | 12/01/11 | 636.67           | 638.61        | 613.30        | 588.30        | 21.21                        | <b>2.35</b>                   | 23.56                      | 19.80                    | 616.87                 | Yes                                 |                       |

**Table 3**  
**Groundwater and LNAPL Gauging Data - Terminal**  
Former Amoco Terminal  
Superior, Wisconsin

| Well ID | Date     | Ground Elevation | TOC Elevation | TOS Elevation | BOS Elevation | Depth to Product (feet BTOC) | Free Product Thickness (feet) | Depth to Water (feet BTOC) | Corrected DTW (feet bgs) | Corrected GW Elevation | Screen Submerged Below Water Table? | Comments/Observations      |
|---------|----------|------------------|---------------|---------------|---------------|------------------------------|-------------------------------|----------------------------|--------------------------|------------------------|-------------------------------------|----------------------------|
| RW-05   | 01/04/12 | 636.67           | 638.61        | 613.30        | 588.30        | 21.43                        | <b>2.36</b>                   | 23.79                      | 20.02                    | 616.65                 | Yes                                 |                            |
| RW-05   | 02/16/12 | 636.67           | 638.61        | 613.30        | 588.30        | 22.02                        | <b>2.34</b>                   | 24.36                      | 20.61                    | 616.06                 | Yes                                 |                            |
| RW-05   | 03/13/12 | 636.67           | 638.61        | 613.30        | 588.30        | 22.29                        | <b>2.35</b>                   | 24.64                      | 20.88                    | 615.79                 | Yes                                 |                            |
| RW-05   | 04/05/12 | 636.67           | 638.61        | 613.30        | 588.30        | 22.28                        | <b>2.37</b>                   | 24.65                      | 20.88                    | 615.79                 | Yes                                 | Spill Buddy Before Reading |
| RW-05   | 04/05/12 | 636.67           | 638.61        | 613.30        | 588.30        | 24.50                        | <b>0.05</b>                   | 24.55                      | 22.57                    | 614.10                 | Yes                                 | Spill Buddy After Reading  |
| RW-05   | 04/16/12 | 636.67           | 638.61        | 613.30        | 588.30        | 22.50                        | <b>0.15</b>                   | 22.65                      | 20.59                    | 616.08                 | Yes                                 |                            |
| RW-05   | 05/18/12 | 636.67           | 638.61        | 613.30        | 588.30        | 21.68                        | <b>0.27</b>                   | 21.95                      | 19.80                    | 616.87                 | Yes                                 |                            |
| RW-05   | 06/18/12 | 636.67           | 638.61        | 613.30        | 588.30        | 20.73                        | <b>0.32</b>                   | 21.05                      | 18.86                    | 617.81                 | Yes                                 |                            |
| RW-05   | 06/26/12 | 636.67           | 638.61        | 613.30        | 588.30        | 20.19                        | <b>0.32</b>                   | 20.51                      | 18.32                    | 618.35                 | Yes                                 |                            |
| RW-05   | 07/24/12 | 636.67           | 638.61        | 613.30        | 588.30        | 20.62                        | <b>0.38</b>                   | 21.00                      | 18.77                    | 617.90                 | Yes                                 |                            |
| RW-05   | 08/17/12 | 636.67           | 638.61        | 613.30        | 588.30        | 20.95                        | <b>0.45</b>                   | 21.40                      | 19.11                    | 617.56                 | Yes                                 |                            |
| RW-05   | 09/17/12 | 636.67           | 638.61        | 613.30        | 588.30        | 21.38                        | <b>0.57</b>                   | 21.95                      | 19.57                    | 617.10                 | Yes                                 |                            |
| RW-05   | 09/30/12 | 636.67           | 638.61        | 613.30        | 588.30        | 21.59                        | <b>0.59</b>                   | 22.18                      | 19.78                    | 616.89                 | Yes                                 |                            |
| RW-05   | 11/21/12 | 636.67           | 638.61        | 613.30        | 588.30        | 22.02                        | <b>0.62</b>                   | 22.64                      | 20.22                    | 616.45                 | Yes                                 |                            |
| RW-05   | 12/17/12 | 636.67           | 638.61        | 613.30        | 588.30        | 22.25                        | <b>0.66</b>                   | 22.91                      | 20.46                    | 616.21                 | Yes                                 |                            |
| RW-05   | 03/25/13 | 636.67           | 638.61        | 613.30        | 588.30        | 23.09                        | <b>0.83</b>                   | 23.92                      | 21.34                    | 615.33                 | Yes                                 |                            |
| RW-05   | 05/05/13 | 636.67           | 638.61        | 613.30        | 588.30        | 22.72                        | <b>0.84</b>                   | 23.56                      | 20.97                    | 615.70                 | Yes                                 |                            |
| RW-05   | 10/03/13 | 636.67           | 638.61        | 613.30        | 588.30        | 22.09                        | <b>1.15</b>                   | 23.24                      | 20.41                    | 616.26                 | Yes                                 |                            |
| RW-05   | 05/22/14 | 636.67           | 638.61        | 613.30        | 588.30        | 20.69                        | <b>1.53</b>                   | 22.22                      | 19.10                    | 617.57                 | Yes                                 |                            |
| RW-05   | 10/31/14 | 636.67           | 638.61        | 613.30        | 588.30        | 20.15                        | <b>1.94</b>                   | 22.09                      | 18.65                    | 618.02                 | Yes                                 |                            |
| RW-05   | 05/06/15 | 636.67           | 638.61        | 613.30        | 588.30        | 21.77                        | <b>2.19</b>                   | 23.96                      | 20.32                    | 616.35                 | Yes                                 |                            |
| RW-05   | 10/05/15 | 636.67           | 638.61        | 613.30        | 588.30        | 19.94                        | <b>2.50</b>                   | 22.44                      | 18.56                    | 618.11                 | Yes                                 |                            |
| RW-05   | 10/03/16 | 636.67           | 638.61        | 613.30        | 588.30        | 18.83                        | <b>2.61</b>                   | 21.44                      | 17.48                    | 619.19                 | Yes                                 |                            |
| RW-05   | 06/29/17 | 636.67           | 638.61        | 613.30        | 588.30        | 18.40                        | <b>2.65</b>                   | 21.05                      | 17.06                    | 619.61                 | Yes                                 |                            |
| RW-05   | 07/16/19 | 636.67           | 638.61        | 613.30        | 588.30        | 18.70                        | <b>2.71</b>                   | 21.41                      | 17.37                    | 619.30                 | Yes                                 |                            |
| RW-05   | 05/26/20 | 636.67           | 638.61        | 613.30        | 588.30        | 18.00                        | <b>0.71</b>                   | 18.71                      | 16.22                    | 620.45                 | Yes                                 |                            |
| RW-05   | 05/24/21 | 636.67           | 638.61        | 613.30        | 588.30        | 19.85                        | <b>0.69</b>                   | 20.54                      | 18.07                    | 618.60                 | Yes                                 |                            |
| RW-06   | 06/01/90 | 635.20           | 637.96        | 615.00        | 590.00        | 20.50                        | <b>4.70</b>                   | 25.20                      | 18.80                    | 616.33                 | Yes                                 |                            |
| RW-06   | 01/30/91 | 635.20           | 637.96        | 615.00        | 590.00        | 20.47                        | <b>6.14</b>                   | 26.61                      | 19.10                    | 616.02                 | Yes                                 |                            |
| RW-06   | 04/24/91 | 635.20           | 637.96        | 615.00        | 590.00        | 22.22                        | <b>3.22</b>                   | 25.44                      | 20.19                    | 614.97                 | No                                  |                            |
| RW-06   | 06/06/91 | 635.20           | 637.96        | 615.00        | 590.00        | 20.51                        | <b>2.75</b>                   | 23.26                      | 18.37                    | 616.79                 | Yes                                 |                            |
| RW-06   | 07/09/91 | 635.20           | 637.96        | 615.00        | 590.00        | 19.32                        | <b>3.60</b>                   | 22.92                      | 17.37                    | 617.78                 | Yes                                 |                            |
| RW-06   | 08/06/91 | 635.20           | 637.96        | 615.00        | 590.00        | 18.64                        | <b>3.40</b>                   | 22.04                      | 16.65                    | 618.50                 | Yes                                 |                            |
| RW-06   | 09/04/91 | 635.20           | 637.96        | 615.00        | 590.00        | 18.66                        | <b>3.28</b>                   | 21.94                      | 16.64                    | 618.51                 | Yes                                 |                            |
| RW-06   | 10/08/91 | 635.20           | 637.96        | 615.00        | 590.00        | 19.73                        | <b>1.75</b>                   | 21.48                      | 17.37                    | 617.81                 | Yes                                 |                            |
| RW-06   | 11/08/91 | 635.20           | 637.96        | 615.00        | 590.00        | 20.02                        | <b>1.95</b>                   | 21.97                      | 17.70                    | 617.47                 | Yes                                 |                            |
| RW-06   | 12/03/91 | 635.20           | 637.96        | 615.00        | 590.00        | 16.40                        | <b>4.19</b>                   | 20.59                      | 14.59                    | 620.55                 | Yes                                 |                            |

**Table 3**  
**Groundwater and LNAPL Gauging Data - Terminal**  
Former Amoco Terminal  
Superior, Wisconsin

| Well ID | Date     | Ground Elevation | TOC Elevation | TOS Elevation | BOS Elevation | Depth to Product (feet BTOC) | Free Product Thickness (feet) | Depth to Water (feet BTOC) | Corrected DTW (feet bgs) | Corrected GW Elevation | Screen Submerged Below Water Table? | Comments/Observations    |
|---------|----------|------------------|---------------|---------------|---------------|------------------------------|-------------------------------|----------------------------|--------------------------|------------------------|-------------------------------------|--------------------------|
| RW-06   | 01/07/92 | 635.20           | 637.96        | 615.00        | 590.00        | 18.41                        | <b>2.06</b>                   | 20.47                      | 16.12                    | 619.06                 | Yes                                 |                          |
| RW-06   | 02/04/92 | 635.20           | 637.96        | 615.00        | 590.00        | 19.80                        | <b>2.05</b>                   | 21.85                      | 17.50                    | 617.67                 | Yes                                 |                          |
| RW-06   | 03/03/92 | 635.20           | 637.96        | 615.00        | 590.00        | 19.67                        | <b>2.45</b>                   | 22.12                      | 17.46                    | 617.70                 | Yes                                 |                          |
| RW-06   | 09/24/92 | 635.20           | 637.96        | 615.00        | 590.00        | 17.32                        | <b>3.23</b>                   | 20.55                      | 15.29                    | 619.87                 | Yes                                 |                          |
| RW-06   | 06/25/93 | 635.20           | 637.96        | 615.00        | 590.00        | 15.67                        | <b>2.58</b>                   | 18.25                      | 13.49                    | 621.67                 | Yes                                 |                          |
| RW-06   | 07/21/93 | 635.20           | 637.96        | 615.00        | 590.00        | 16.52                        | <b>1.82</b>                   | 18.34                      | 14.17                    | 621.00                 | Yes                                 |                          |
| RW-06   | 08/17/93 | 635.20           | 637.96        | 615.00        | 590.00        | 18.14                        | <b>2.11</b>                   | 20.25                      | 15.86                    | 619.31                 | Yes                                 |                          |
| RW-06   | 09/09/93 | 635.20           | 637.96        | 615.00        | 590.00        | 19.02                        | <b>2.11</b>                   | 21.13                      | 16.74                    | 618.43                 | Yes                                 |                          |
| RW-06   | 10/28/93 | 635.20           | 637.96        | 615.00        | 590.00        | 19.53                        | <b>1.68</b>                   | 21.21                      | 17.15                    | 618.03                 | Yes                                 |                          |
| RW-06   | 11/24/93 | 635.20           | 637.96        | 615.00        | 590.00        | 19.87                        | <b>1.48</b>                   | 21.35                      | 17.44                    | 617.73                 | Yes                                 |                          |
| RW-06   | 12/17/93 | 635.20           | 637.96        | 615.00        | 590.00        | 19.92                        | <b>1.10</b>                   | 21.02                      | 17.41                    | 617.78                 | Yes                                 |                          |
| RW-06   | 01/29/94 | 635.20           | 637.96        | 615.00        | 590.00        | 19.83                        | <b>1.72</b>                   | 21.55                      | 17.46                    | 617.72                 | Yes                                 |                          |
| RW-06   | 02/25/94 | 635.20           | 637.96        | 615.00        | 590.00        | 20.06                        | <b>2.07</b>                   | 22.13                      | 17.77                    | 617.40                 | Yes                                 |                          |
| RW-06   | 03/24/94 | 635.20           | 637.96        | 615.00        | 590.00        | 20.16                        | <b>1.92</b>                   | 22.08                      | 17.83                    | 617.34                 | Yes                                 |                          |
| RW-06   | 04/27/94 | 635.20           | 637.96        | 615.00        | 590.00        | 19.57                        | <b>2.00</b>                   | 21.57                      | 17.26                    | 617.91                 | Yes                                 |                          |
| RW-06   | 05/26/94 | 635.20           | 637.96        | 615.00        | 590.00        | 18.64                        | <b>1.36</b>                   | 20.00                      | 16.19                    | 618.99                 | Yes                                 |                          |
| RW-06   | 06/29/94 | 635.20           | 637.96        | 615.00        | 590.00        | 18.04                        | <b>0.97</b>                   | 19.01                      | 15.50                    | 619.69                 | Yes                                 |                          |
| RW-06   | 07/21/94 | 635.20           | 637.96        | 615.00        | 590.00        | 18.96                        | <b>1.35</b>                   | 20.31                      | 16.50                    | 618.68                 | Yes                                 |                          |
| RW-06   | 08/30/94 | 635.20           | 637.96        | 615.00        | 590.00        | 19.57                        | <b>1.15</b>                   | 20.72                      | 17.07                    | 618.11                 | Yes                                 |                          |
| RW-06   | 10/25/94 | 635.20           | 637.96        | 615.00        | 590.00        | 18.45                        | <b>1.53</b>                   | 19.98                      | 16.04                    | 619.14                 | Yes                                 |                          |
| RW-06   | 11/02/94 | 635.20           | 637.96        | 615.00        | 590.00        | 18.35                        | <b>1.65</b>                   | 20.00                      | 15.96                    | 619.21                 | Yes                                 |                          |
| RW-06   | 02/01/95 | 635.20           | 637.96        | 615.00        | 590.00        | 20.10                        | <b>0.48</b>                   | 20.58                      | 17.45                    | 617.74                 | Yes                                 |                          |
| RW-06   | 04/04/95 | 635.20           | 637.96        | 615.00        | 590.00        | 20.44                        | <b>2.16</b>                   | 22.60                      | 18.17                    | 617.00                 | Yes                                 |                          |
| RW-06   | 07/12/95 | 635.20           | 637.96        | 615.00        | 590.00        | 19.73                        | <b>0.02</b>                   | 19.75                      | 16.97                    | 618.23                 | Yes                                 |                          |
| RW-06   | 11/13/95 | 635.20           | 637.96        | 615.00        | 590.00        | 18.54                        | <b>0.02</b>                   | 18.56                      | 15.78                    | 619.42                 | Yes                                 |                          |
| RW-06   | 03/13/96 | 635.20           | 637.96        | 615.00        | 590.00        | 19.85                        | <b>2.30</b>                   | 22.15                      | 17.61                    | 617.56                 | Yes                                 |                          |
| RW-06   | 05/28/96 | 635.20           | 637.96        | 615.00        | 590.00        | 18.45                        | <b>0.03</b>                   | 18.48                      | 15.70                    | 619.50                 | Yes                                 |                          |
| RW-06   | 10/08/96 | 635.20           | 637.96        | 615.00        | 590.00        | 17.60                        | <b>0.02</b>                   | 17.62                      | 14.84                    | 620.36                 | Yes                                 |                          |
| RW-06   | 04/29/97 | 635.20           | 637.96        | 615.00        | 590.00        | NP                           | <b>0.00</b>                   | 16.62                      | 13.86                    | 621.34                 | Yes                                 |                          |
| RW-06   | 06/10/97 | 635.20           | 637.96        | 615.00        | 590.00        | NP                           | <b>0.00</b>                   | 18.00                      | 15.24                    | 619.96                 | Yes                                 |                          |
| RW-06   | 03/02/99 | 635.20           | 637.96        | 615.00        | 590.00        | 20.38                        | <b>2.16</b>                   | 22.54                      | 18.11                    | 617.06                 | Yes                                 |                          |
| RW-06   | 10/07/99 | 635.20           | 637.96        | 615.00        | 590.00        | 17.16                        | <b>1.33</b>                   | 18.49                      | 14.70                    | 620.48                 | Yes                                 |                          |
| RW-06   | 11/09/99 | 635.20           | 637.96        | 615.00        | 590.00        | 18.23                        | <b>1.69</b>                   | 19.92                      | 15.85                    | 619.32                 | Yes                                 | bailed 2 gal. FP         |
| RW-06   | 12/21/99 | 635.20           | 637.96        | 615.00        | 590.00        | 18.76                        | <b>0.12</b>                   | 18.88                      | 16.03                    | 619.17                 | Yes                                 |                          |
| RW-06   | 01/27/00 | 635.20           | 637.96        | 615.00        | 590.00        | 19.95                        | <b>0.12</b>                   | 20.07                      | 17.22                    | 617.98                 | Yes                                 |                          |
| RW-06   | 02/24/00 | 635.20           | 637.96        | 615.00        | 590.00        | 19.87                        | <b>1.65</b>                   | 21.52                      | 17.48                    | 617.69                 | Yes                                 | bailed 2 gal. FP         |
| RW-06   | 03/31/00 | 635.20           | 637.96        | 615.00        | 590.00        | 19.71                        | <b>2.22</b>                   | 21.93                      | 17.45                    | 617.72                 | Yes                                 | installed pump from MW-2 |
| RW-06   | 04/20/00 | 635.20           | 637.96        | 615.00        | 590.00        | 18.92                        | <b>2.96</b>                   | 21.88                      | 16.83                    | 618.33                 | Yes                                 | bailed 4 gal. FP         |



**Table 3**  
**Groundwater and LNAPL Gauging Data - Terminal**  
Former Amoco Terminal  
Superior, Wisconsin

| Well ID | Date     | Ground Elevation | TOC Elevation | TOS Elevation | BOS Elevation | Depth to Product (feet BTOC) | Free Product Thickness (feet) | Depth to Water (feet BTOC) | Corrected DTW (feet bgs) | Corrected GW Elevation | Screen Submerged Below Water Table? | Comments/Observations              |
|---------|----------|------------------|---------------|---------------|---------------|------------------------------|-------------------------------|----------------------------|--------------------------|------------------------|-------------------------------------|------------------------------------|
| RW-06   | 04/26/00 | 635.20           | 637.96        | 615.00        | 590.00        | 19.50                        | 1.47                          | 20.97                      | 17.07                    | 618.11                 | Yes                                 |                                    |
| RW-06   | 05/31/00 | 635.20           | 637.96        | 615.00        | 590.00        | 19.65                        | 1.38                          | 21.03                      | 17.20                    | 617.98                 | Yes                                 | installed skimmer                  |
| RW-06   | 06/20/00 | 635.20           | 637.96        | 615.00        | 590.00        | 19.66                        | 0.02                          | 19.68                      | 16.90                    | 618.30                 | Yes                                 | Skimmer operating                  |
| RW-06   | 07/26/00 | 635.20           | 637.96        | 615.00        | 590.00        | 19.86                        | 0.02                          | 19.88                      | 17.10                    | 618.10                 | Yes                                 | Skimmer operating                  |
| RW-06   | 08/18/00 | 635.20           | 637.96        | 615.00        | 590.00        | 19.26                        | 2.14                          | 21.40                      | 16.98                    | 618.19                 | Yes                                 | bailed 1 gal. FP-installed skimmer |
| RW-06   | 09/27/00 | 635.20           | 637.96        | 615.00        | 590.00        | 20.42                        | 1.29                          | 21.71                      | 17.95                    | 617.23                 | Yes                                 | skimmer down-bailed 1.25 gal. FP   |
| RW-06   | 10/11/00 | 635.20           | 637.96        | 615.00        | 590.00        | 20.11                        | 1.88                          | 21.99                      | 17.77                    | 617.40                 | Yes                                 | skimmer down-bailed 3.75 gal. FP   |
| RW-06   | 11/17/00 | 635.20           | 637.96        | 615.00        | 590.00        | 19.69                        | 2.83                          | 22.52                      | 17.57                    | 617.59                 | Yes                                 | skimmer down-bailed 6 gal. FP      |
| RW-06   | 12/12/00 | 635.20           | 637.96        | 615.00        | 590.00        | 19.94                        | 1.59                          | 21.53                      | 17.54                    | 617.64                 | Yes                                 | skimmer down-bailed 3 gal. FP      |
| RW-06   | 01/18/01 | 635.20           | 637.96        | 615.00        | 590.00        | 20.23                        | 1.75                          | 21.98                      | 17.87                    | 617.31                 | Yes                                 | skimmer down-bailed 4 gal. FP      |
| RW-06   | 04/24/01 | 635.20           | 637.96        | 615.00        | 590.00        | 20.21                        | 3.01                          | 23.22                      | 18.13                    | 617.03                 | Yes                                 | product abated using vactruck      |
| RW-06   | 05/23/01 | 635.20           | 637.96        | 615.00        | 590.00        | 19.22                        | 1.30                          | 20.52                      | 16.75                    | 618.43                 | Yes                                 | skimmer down/no product bailed     |
| RW-06   | 06/19/01 | 635.20           | 637.96        | 615.00        | 590.00        | 19.45                        | 0.72                          | 20.17                      | 16.85                    | 618.34                 | Yes                                 |                                    |
| RW-06   | 07/26/01 | 635.20           | 637.96        | 615.00        | 590.00        | 20.22                        | 0.99                          | 21.21                      | 17.68                    | 617.50                 | Yes                                 |                                    |
| RW-06   | 08/31/01 | 635.20           | 637.96        | 615.00        | 590.00        | 20.41                        | 0.01                          | 20.42                      | 17.65                    | 617.55                 | Yes                                 |                                    |
| RW-06   | 09/26/01 | 635.20           | 637.96        | 615.00        | 590.00        | 20.41                        | 0.24                          | 20.65                      | 17.70                    | 617.49                 | Yes                                 |                                    |
| RW-06   | 10/24/01 | 635.20           | 637.96        | 615.00        | 590.00        | 20.00                        | 1.45                          | 21.45                      | 17.57                    | 617.61                 | Yes                                 |                                    |
| RW-06   | 12/20/01 | 635.20           | 637.96        | 615.00        | 590.00        | 20.58                        | 1.84                          | 22.42                      | 18.24                    | 616.94                 | Yes                                 |                                    |
| RW-06   | 01/22/02 | 635.20           | 637.96        | 615.00        | 590.00        | 20.53                        | 1.88                          | 22.41                      | 18.19                    | 616.98                 | Yes                                 |                                    |
| RW-06   | 02/26/02 | 635.20           | 637.96        | 615.00        | 590.00        | 21.22                        | 0.89                          | 22.11                      | 18.66                    | 616.53                 | Yes                                 |                                    |
| RW-06   | 03/20/02 | 635.20           | 637.96        | 615.00        | 590.00        | 21.60                        | 0.14                          | 21.74                      | 18.87                    | 616.33                 | Yes                                 |                                    |
| RW-06   | 04/24/02 | 635.20           | 637.96        | 615.00        | 590.00        | 20.32                        | 2.54                          | 22.86                      | 18.13                    | 617.03                 | Yes                                 |                                    |
| RW-06   | 05/15/02 | 635.20           | 637.96        | 615.00        | 590.00        | 20.04                        | 2.29                          | 22.33                      | 17.80                    | 617.37                 | Yes                                 |                                    |
| RW-06   | 06/27/02 | 635.20           | 637.96        | 615.00        | 590.00        | 20.44                        | 1.53                          | 21.97                      | 18.03                    | 617.15                 | Yes                                 |                                    |
| RW-06   | 07/25/02 | 635.20           | 637.96        | 615.00        | 590.00        | 20.57                        | 0.04                          | 20.61                      | 17.82                    | 617.38                 | Yes                                 |                                    |
| RW-06   | 08/20/02 | 635.20           | 637.96        | 615.00        | 590.00        | 20.73                        | 0.15                          | 20.88                      | 18.00                    | 617.19                 | Yes                                 |                                    |
| RW-06   | 09/30/02 | 635.20           | 637.96        | 615.00        | 590.00        | NP                           | 0.00                          | 20.03                      | 17.27                    | 617.93                 | Yes                                 |                                    |
| RW-06   | 11/05/02 | 635.20           | 637.96        | 615.00        | 590.00        | 19.89                        | 0.02                          | 19.91                      | 17.13                    | 618.07                 | Yes                                 |                                    |
| RW-06   | 12/23/02 | 635.20           | 637.96        | 615.00        | 590.00        | 20.74                        | 0.02                          | 20.76                      | 17.98                    | 617.22                 | Yes                                 |                                    |
| RW-06   | 01/28/03 | 635.20           | 637.96        | 615.00        | 590.00        | 21.11                        | 0.11                          | 21.22                      | 18.37                    | 616.82                 | Yes                                 |                                    |
| RW-06   | 02/19/03 | 635.20           | 637.96        | 615.00        | 590.00        | 21.24                        | 0.31                          | 21.55                      | 18.55                    | 616.65                 | Yes                                 |                                    |
| RW-06   | 03/13/03 | 635.20           | 637.96        | 615.00        | 590.00        | 21.27                        | 1.38                          | 22.65                      | 18.82                    | 616.36                 | Yes                                 |                                    |
| RW-06   | 04/17/03 | 635.20           | 637.96        | 615.00        | 590.00        | 21.20                        | 2.52                          | 23.72                      | 19.01                    | 616.16                 | Yes                                 |                                    |
| RW-06   | 04/25/03 | 635.20           | 637.96        | 615.00        | 590.00        | 21.42                        | 2.64                          | 24.06                      | 19.26                    | 615.91                 | Yes                                 |                                    |
| RW-06   | 05/15/03 | 635.20           | 637.96        | 615.00        | 590.00        | 21.44                        | 2.97                          | 24.41                      | 19.35                    | 615.81                 | Yes                                 |                                    |
| RW-06   | 06/10/03 | 635.20           | 637.96        | 615.00        | 590.00        | 21.19                        | 2.06                          | 23.25                      | 18.90                    | 616.28                 | Yes                                 |                                    |
| RW-06   | 07/31/03 | 635.20           | 637.96        | 615.00        | 590.00        | 20.90                        | 1.95                          | 22.85                      | 18.58                    | 616.59                 | Yes                                 |                                    |
| RW-06   | 10/23/03 | 635.20           | 637.96        | 615.00        | 590.00        | 21.14                        | 1.67                          | 22.81                      | 18.76                    | 616.42                 | Yes                                 |                                    |

**Table 3**  
**Groundwater and LNAPL Gauging Data - Terminal**  
Former Amoco Terminal  
Superior, Wisconsin

| Well ID | Date     | Ground Elevation | TOC Elevation | TOS Elevation | BOS Elevation | Depth to Product (feet BTOC) | Free Product Thickness (feet) | Depth to Water (feet BTOC) | Corrected DTW (feet bgs) | Corrected GW Elevation | Screen Submerged Below Water Table? | Comments/Observations      |
|---------|----------|------------------|---------------|---------------|---------------|------------------------------|-------------------------------|----------------------------|--------------------------|------------------------|-------------------------------------|----------------------------|
| RW-06   | 12/03/03 | 635.20           | 637.96        | 615.00        | 590.00        | 21.36                        | <b>2.92</b>                   | 24.28                      | 19.26                    | 615.90                 | Yes                                 |                            |
| RW-06   | 04/19/04 | 636.09           | 638.10        | 615.00        | 590.00        | 21.94                        | <b>2.35</b>                   | 24.29                      | 20.46                    | 615.60                 | Yes                                 |                            |
| RW-06   | 07/28/04 | 636.09           | 638.10        | 615.00        | 590.00        | 21.02                        | <b>2.10</b>                   | 23.12                      | 19.48                    | 616.58                 | Yes                                 |                            |
| RW-06   | 11/15/04 | 636.09           | 638.10        | 615.00        | 590.00        | 20.14                        | <b>1.80</b>                   | 21.94                      | 18.54                    | 617.53                 | Yes                                 |                            |
| RW-06   | 04/18/05 | 636.09           | 638.10        | 615.00        | 590.00        | 20.25                        | <b>2.67</b>                   | 22.92                      | 18.84                    | 617.21                 | Yes                                 |                            |
| RW-06   | 10/11/05 | 636.09           | 638.10        | 615.00        | 590.00        | 20.00                        | <b>1.85</b>                   | 21.85                      | 18.41                    | 617.66                 | Yes                                 |                            |
| RW-06   | 05/23/06 | 636.09           | 638.10        | 615.00        | 590.00        | 19.30                        | <b>1.39</b>                   | 20.69                      | 17.60                    | 618.47                 | Yes                                 |                            |
| RW-06   | 10/16/06 | 636.09           | 638.10        | 615.00        | 590.00        | 20.23                        | <b>2.15</b>                   | 22.38                      | 18.71                    | 617.35                 | Yes                                 |                            |
| RW-06   | 04/23/07 | 636.09           | 638.10        | 615.00        | 590.00        | 21.03                        | <b>2.85</b>                   | 23.88                      | 19.66                    | 616.39                 | Yes                                 |                            |
| RW-06   | 09/25/07 | 636.09           | 638.10        | 615.00        | 590.00        | 20.98                        | <b>2.72</b>                   | 23.70                      | 19.58                    | 616.47                 | Yes                                 |                            |
| RW-06   | 05/01/08 | 636.09           | 638.10        | 615.00        | 590.00        | 19.70                        | <b>2.13</b>                   | 21.83                      | 18.17                    | 617.89                 | Yes                                 |                            |
| RW-06   | 10/20/08 | 636.09           | 638.10        | 615.00        | 590.00        | 18.36                        | <b>1.26</b>                   | 19.62                      | 16.63                    | 619.44                 | Yes                                 |                            |
| RW-06   | 04/18/09 | 636.09           | 638.10        | 615.00        | 590.00        | 19.43                        | <b>1.43</b>                   | 20.86                      | 17.74                    | 618.33                 | Yes                                 |                            |
| RW-06   | 04/28/10 | 636.09           | 638.10        | 615.00        | 590.00        | 19.99                        | <b>1.80</b>                   | 21.79                      | 18.39                    | 617.68                 | Yes                                 |                            |
| RW-06   | 10/25/10 | 636.09           | 638.10        | 615.00        | 590.00        | 17.95                        | <b>1.11</b>                   | 19.06                      | 16.19                    | 619.88                 | Yes                                 |                            |
| RW-06   | 04/25/11 | 636.09           | 638.10        | 615.00        | 590.00        | 19.24                        | <b>0.99</b>                   | 20.23                      | 17.45                    | 618.62                 | Yes                                 |                            |
| RW-06   | 09/14/11 | 636.09           | 638.10        | 615.00        | 590.00        | 18.48                        | <b>0.97</b>                   | 19.45                      | 16.69                    | 619.39                 | Yes                                 |                            |
| RW-06   | 09/23/11 | 636.09           | 638.10        | 615.00        | 590.00        | 18.69                        | <b>0.95</b>                   | 19.64                      | 16.89                    | 619.18                 | Yes                                 |                            |
| RW-06   | 09/29/11 | 636.09           | 638.10        | 615.00        | 590.00        | 18.55                        | <b>0.98</b>                   | 19.53                      | 16.76                    | 619.31                 | Yes                                 |                            |
| RW-06   | 10/07/11 | 636.09           | 638.10        | 615.00        | 590.00        | 18.68                        | <b>0.97</b>                   | 19.65                      | 16.89                    | 619.19                 | Yes                                 |                            |
| RW-06   | 10/11/11 | 636.09           | 638.10        | 615.00        | 590.00        | 19.03                        | <b>0.96</b>                   | 19.99                      | 17.24                    | 618.84                 | Yes                                 |                            |
| RW-06   | 10/21/11 | 636.09           | 638.10        | 615.00        | 590.00        | 19.14                        | <b>0.98</b>                   | 20.12                      | 17.35                    | 618.72                 | Yes                                 |                            |
| RW-06   | 10/27/11 | 636.09           | 638.10        | 615.00        | 590.00        | 19.24                        | <b>0.98</b>                   | 20.22                      | 17.45                    | 618.62                 | Yes                                 |                            |
| RW-06   | 11/04/11 | 636.09           | 638.10        | 615.00        | 590.00        | 19.49                        | <b>0.96</b>                   | 20.45                      | 17.70                    | 618.38                 | Yes                                 |                            |
| RW-06   | 11/09/11 | 636.09           | 638.10        | 615.00        | 590.00        | 19.38                        | <b>0.92</b>                   | 20.30                      | 17.58                    | 618.50                 | Yes                                 |                            |
| RW-06   | 11/18/11 | 636.09           | 638.10        | 615.00        | 590.00        | 19.46                        | <b>0.96</b>                   | 20.42                      | 17.67                    | 618.41                 | Yes                                 |                            |
| RW-06   | 11/22/11 | 636.09           | 638.10        | 615.00        | 590.00        | 19.62                        | <b>0.99</b>                   | 20.61                      | 17.83                    | 618.24                 | Yes                                 |                            |
| RW-06   | 12/01/11 | 636.09           | 638.10        | 615.00        | 590.00        | 20.09                        | <b>0.98</b>                   | 21.07                      | 18.30                    | 617.77                 | Yes                                 |                            |
| RW-06   | 01/04/12 | 636.09           | 638.10        | 615.00        | 590.00        | 20.01                        | <b>1.82</b>                   | 21.83                      | 18.41                    | 617.65                 | Yes                                 |                            |
| RW-06   | 02/16/12 | 636.09           | 638.10        | 615.00        | 590.00        | 20.46                        | <b>2.32</b>                   | 22.78                      | 18.97                    | 617.08                 | Yes                                 |                            |
| RW-06   | 03/13/12 | 636.09           | 638.10        | 615.00        | 590.00        | 21.74                        | <b>1.44</b>                   | 23.18                      | 20.06                    | 616.01                 | Yes                                 |                            |
| RW-06   | 04/05/12 | 636.09           | 638.10        | 615.00        | 590.00        | 20.73                        | <b>2.48</b>                   | 23.21                      | 19.28                    | 616.78                 | Yes                                 | Spill Buddy Before Reading |
| RW-06   | 04/05/12 | 636.09           | 638.10        | 615.00        | 590.00        | 21.76                        | <b>1.19</b>                   | 22.95                      | 20.02                    | 616.05                 | Yes                                 | Spill Buddy After Reading  |
| RW-06   | 04/16/12 | 636.09           | 638.10        | 615.00        | 590.00        | 20.70                        | <b>2.18</b>                   | 22.88                      | 19.18                    | 616.88                 | Yes                                 |                            |
| RW-06   | 05/18/12 | 636.09           | 638.10        | 615.00        | 590.00        | 20.75                        | <b>4.48</b>                   | 25.23                      | 19.75                    | 616.28                 | Yes                                 |                            |
| RW-06   | 06/26/12 | 636.09           | 638.10        | 615.00        | 590.00        | 18.55                        | <b>1.10</b>                   | 19.65                      | 16.79                    | 619.29                 | Yes                                 |                            |
| RW-06   | 07/11/12 | 636.09           | 638.10        | 615.00        | 590.00        | 18.79                        | <b>1.13</b>                   | 19.92                      | 17.04                    | 619.04                 | Yes                                 | Spill Buddy Before Reading |
| RW-06   | 07/11/12 | 636.09           | 638.10        | 615.00        | 590.00        | 19.75                        | <b>0.02</b>                   | 19.77                      | 17.74                    | 618.35                 | Yes                                 | Spill Buddy After Reading  |

**Table 3**  
**Groundwater and LNAPL Gauging Data - Terminal**  
Former Amoco Terminal  
Superior, Wisconsin

| Well ID | Date     | Ground Elevation | TOC Elevation | TOS Elevation | BOS Elevation | Depth to Product (feet BTOC) | Free Product Thickness (feet) | Depth to Water (feet BTOC) | Corrected DTW (feet bgs) | Corrected GW Elevation | Screen Submerged Below Water Table? | Comments/Observations               |
|---------|----------|------------------|---------------|---------------|---------------|------------------------------|-------------------------------|----------------------------|--------------------------|------------------------|-------------------------------------|-------------------------------------|
| RW-06   | 07/24/12 | 636.09           | 638.10        | 615.00        | 590.00        | 19.29                        | 0.02                          | 19.31                      | 17.28                    | 618.81                 | Yes                                 |                                     |
| RW-06   | 08/09/12 | 636.09           | 638.10        | 615.00        | 590.00        | 19.51                        | 0.03                          | 19.54                      | 17.51                    | 618.58                 | Yes                                 |                                     |
| RW-06   | 08/17/12 | 636.09           | 638.10        | 615.00        | 590.00        | 19.68                        | 0.03                          | 19.71                      | 17.68                    | 618.41                 | Yes                                 |                                     |
| RW-06   | 09/17/12 | 636.09           | 638.10        | 615.00        | 590.00        | 20.07                        | 0.02                          | 20.09                      | 18.06                    | 618.03                 | Yes                                 |                                     |
| RW-06   | 09/30/12 | 636.09           | 638.10        | 615.00        | 590.00        | 20.30                        | 0.04                          | 20.34                      | 18.30                    | 617.79                 | Yes                                 |                                     |
| RW-06   | 11/21/12 | 636.09           | 638.10        | 615.00        | 590.00        | 20.20                        | 1.99                          | 22.19                      | 18.64                    | 617.42                 | Yes                                 |                                     |
| RW-06   | 12/17/12 | 636.09           | 638.10        | 615.00        | 590.00        | 20.45                        | 2.09                          | 22.54                      | 18.91                    | 617.15                 | Yes                                 |                                     |
| RW-06   | 03/25/13 | 636.09           | 638.10        | 615.00        | 590.00        | 21.08                        | 2.90                          | 23.98                      | 19.73                    | 616.32                 | Yes                                 |                                     |
| RW-06   | 05/05/13 | 636.09           | 638.10        | 615.00        | 590.00        | 20.83                        | 2.74                          | 23.57                      | 19.44                    | 616.61                 | Yes                                 |                                     |
| RW-06   | 05/16/13 | 636.09           | 638.10        | 615.00        | 590.00        | 20.90                        | 2.33                          | 23.23                      | 19.42                    | 616.64                 | Yes                                 | Spill Buddy Before Reading          |
| RW-06   | 05/16/13 | 636.09           | 638.10        | 615.00        | 590.00        | 22.92                        | 0.05                          | 22.97                      | 20.92                    | 615.17                 | Yes                                 | Spill Buddy After Reading           |
| RW-06   | 10/03/13 | 636.09           | 638.10        | 615.00        | 590.00        | 20.60                        | 1.58                          | 22.18                      | 18.95                    | 617.12                 | Yes                                 |                                     |
| RW-06   | 05/22/14 | 636.09           | 638.10        | 615.00        | 590.00        | 19.29                        | 1.64                          | 20.93                      | 17.65                    | 618.42                 | Yes                                 |                                     |
| RW-06   | 10/31/14 | 636.09           | 638.10        | 615.00        | 590.00        | 18.71                        | 1.58                          | 20.29                      | 17.06                    | 619.01                 | Yes                                 |                                     |
| RW-06   | 05/06/15 | 636.09           | 638.10        | 615.00        | 590.00        | 20.21                        | 2.01                          | 22.22                      | 18.65                    | 617.41                 | Yes                                 |                                     |
| RW-06   | 10/05/15 | 636.09           | 638.10        | 615.00        | 590.00        | 18.38                        | 1.50                          | 19.88                      | 16.71                    | 619.36                 | Yes                                 |                                     |
| RW-06   | 10/03/16 | 636.09           | 638.10        | 615.00        | 590.00        | 17.35                        | 1.35                          | 18.70                      | 15.64                    | 620.43                 | Yes                                 |                                     |
| RW-06   | 06/14/17 | 636.09           | 638.10        | 615.00        | 590.00        | 16.40                        | 1.26                          | 17.66                      | 14.67                    | 621.40                 | Yes                                 |                                     |
| RW-06   | 06/21/17 | 636.09           | 638.10        | 615.00        | 590.00        | 16.81                        | 1.25                          | 18.06                      | 15.08                    | 620.99                 | Yes                                 |                                     |
| RW-06   | 06/22/17 | 636.09           | 638.10        | 615.00        | 590.00        | 16.77                        | 0.64                          | 17.41                      | 14.90                    | 621.18                 | Yes                                 |                                     |
| RW-06   | 06/23/17 | 636.09           | 638.10        | 615.00        | 590.00        | 16.85                        | 0.66                          | 17.51                      | 14.99                    | 621.09                 | Yes                                 |                                     |
| RW-06   | 10/26/17 | 636.09           | 638.10        | 615.00        | 590.00        | 14.85                        | 0.64                          | 15.49                      | 12.98                    | 623.10                 | Yes                                 |                                     |
| RW-06   | 07/16/19 | 636.09           | 638.10        | 615.00        | 590.00        | 17.25                        | 1.39                          | 18.64                      | 15.55                    | 620.52                 | Yes                                 |                                     |
| RW-06   | 05/26/20 | 636.09           | 638.10        | 615.00        | 590.00        | 16.27                        | 0.52                          | 16.79                      | 14.38                    | 621.71                 | Yes                                 |                                     |
| RW-06   | 04/29/21 | 636.09           | 638.10        | 615.00        | 590.00        | 17.86                        | 0.97                          | 18.83                      | 16.07                    | 620.01                 | Yes                                 | Bailed 1 gallon                     |
| RW-06   | 05/06/21 | 636.09           | 638.10        | 615.00        | 590.00        | 18.15                        | 0.31                          | 18.46                      | 16.21                    | 619.88                 | Yes                                 | Bailed 0.25 gallons                 |
| RW-06   | 05/13/21 | 636.09           | 638.10        | 615.00        | 590.00        | 18.26                        | 0.19                          | 18.45                      | 16.29                    | 619.79                 | Yes                                 | Bailed 0.1 gallon                   |
| RW-06   | 05/19/21 | 636.09           | 638.10        | 615.00        | 590.00        | 18.35                        | 0.18                          | 18.53                      | 16.38                    | 619.71                 | Yes                                 | Bailed 0.1 gallon                   |
| RW-06   | 05/24/21 | 636.09           | 638.10        | 615.00        | 590.00        | 18.14                        | 0.20                          | 18.34                      | 16.18                    | 619.91                 | Yes                                 |                                     |
| RW-06   | 05/28/21 | 636.09           | 638.10        | 615.00        | 590.00        | 18.20                        | 0.18                          | 18.38                      | 16.23                    | 619.86                 | Yes                                 | Bailed 0.1 gallon                   |
| RW-06   | 06/08/21 | 636.09           | 638.10        | 615.00        | 590.00        | 18.21                        | 0.15                          | 18.36                      | 16.23                    | 619.85                 | Yes                                 | Bailed 0.1 gallon                   |
| RW-06   | 08/24/21 | 636.09           | 638.10        | 615.00        | 590.00        | 18.14                        | 0.20                          | 18.34                      | 16.18                    | 619.91                 | Yes                                 | Well appears to be bumped, metal ou |
| RW-06   | 08/31/21 | 636.09           | 638.10        | 615.00        | 590.00        | 19.59                        | 0.11                          | 19.70                      | 17.60                    | 618.48                 | Yes                                 |                                     |
| RW-06   | 08/31/21 |                  |               |               |               | <b>well abandoned 8/31</b>   |                               |                            |                          |                        |                                     |                                     |
| RW-07   | 05/04/90 | 630.70           | 633.42        | 611.74        | 586.74        | NP                           | 0.00                          | 18.23                      | 15.51                    | 615.19                 | Yes                                 |                                     |
| RW-07   | 06/01/90 | 630.70           | 633.42        | 611.74        | 586.74        | NP                           | 0.00                          | 18.07                      | 15.35                    | 615.35                 | Yes                                 |                                     |
| RW-07   | 06/19/90 | 630.70           | 633.42        | 611.74        | 586.74        | 17.81                        | 0.15                          | 17.96                      | 15.12                    | 615.58                 | Yes                                 |                                     |
| RW-07   | 06/27/90 | 630.70           | 633.42        | 611.74        | 586.74        | NP                           | 0.00                          | 17.97                      | 15.25                    | 615.45                 | Yes                                 |                                     |

**Table 3**  
**Groundwater and LNAPL Gauging Data - Terminal**  
Former Amoco Terminal  
Superior, Wisconsin

| Well ID | Date     | Ground Elevation | TOC Elevation | TOS Elevation | BOS Elevation | Depth to Product (feet BTOC) | Free Product Thickness (feet) | Depth to Water (feet BTOC) | Corrected DTW (feet bgs) | Corrected GW Elevation | Screen Submerged Below Water Table? | Comments/Observations |
|---------|----------|------------------|---------------|---------------|---------------|------------------------------|-------------------------------|----------------------------|--------------------------|------------------------|-------------------------------------|-----------------------|
| RW-07   | 07/05/90 | 630.70           | 633.42        | 611.74        | 586.74        | 18.15                        | 0.01                          | 18.16                      | 15.43                    | 615.27                 | Yes                                 |                       |
| RW-07   | 07/13/90 | 630.70           | 633.42        | 611.74        | 586.74        | NP                           | 0.00                          | 18.28                      | 15.56                    | 615.14                 | Yes                                 |                       |
| RW-07   | 07/17/90 | 630.70           | 633.42        | 611.74        | 586.74        | 18.15                        | 0.01                          | 18.16                      | 15.43                    | 615.27                 | Yes                                 |                       |
| RW-07   | 07/25/90 | 630.70           | 633.42        | 611.74        | 586.74        | NP                           | 0.00                          | 18.18                      | 15.46                    | 615.24                 | Yes                                 |                       |
| RW-07   | 08/09/90 | 630.70           | 633.42        | 611.74        | 586.74        | NP                           | 0.00                          | 17.80                      | 15.08                    | 615.62                 | Yes                                 |                       |
| RW-07   | 01/04/91 | 630.70           | 633.42        | 611.74        | 586.74        | NP                           | 0.00                          | 17.54                      | 14.82                    | 615.88                 | Yes                                 |                       |
| RW-07   | 01/30/91 | 630.70           | 633.42        | 611.74        | 586.74        | NP                           | 0.00                          | 18.25                      | 15.53                    | 615.17                 | Yes                                 |                       |
| RW-07   | 04/24/91 | 630.70           | 633.42        | 611.74        | 586.74        | NP                           | 0.00                          | 17.85                      | 15.13                    | 615.57                 | Yes                                 |                       |
| RW-07   | 07/09/91 | 630.70           | 633.42        | 611.74        | 586.74        | NP                           | 0.00                          | 16.40                      | 13.68                    | 617.02                 | Yes                                 |                       |
| RW-07   | 10/08/91 | 630.70           | 633.42        | 611.74        | 586.74        | NP                           | 0.00                          | 15.14                      | 12.42                    | 618.28                 | Yes                                 |                       |
| RW-07   | 01/07/92 | 630.70           | 633.42        | 611.74        | 586.74        | NP                           | 0.00                          | 15.18                      | 12.46                    | 618.24                 | Yes                                 |                       |
| RW-07   | 10/14/92 | 630.70           | 633.42        | 611.74        | 586.74        | 14.91                        | 0.01                          | 14.92                      | 12.19                    | 618.51                 | Yes                                 |                       |
| RW-07   | 06/25/93 | 630.70           | 633.42        | 611.74        | 586.74        | NP                           | 0.00                          | 13.74                      | 11.02                    | 619.68                 | Yes                                 |                       |
| RW-07   | 10/28/93 | 630.70           | 633.42        | 611.74        | 586.74        | NP                           | 0.00                          | 15.44                      | 12.72                    | 617.98                 | Yes                                 |                       |
| RW-07   | 01/29/94 | 630.70           | 633.42        | 611.74        | 586.74        | NP                           | 0.00                          | 15.87                      | 13.15                    | 617.55                 | Yes                                 |                       |
| RW-07   | 04/27/94 | 630.70           | 633.42        | 611.74        | 586.74        | NP                           | 0.00                          | 16.09                      | 13.37                    | 617.33                 | Yes                                 |                       |
| RW-07   | 07/21/94 | 630.70           | 633.42        | 611.74        | 586.74        | NP                           | 0.00                          | 15.02                      | 12.30                    | 618.40                 | Yes                                 |                       |
| RW-07   | 10/25/94 | 630.70           | 633.42        | 611.74        | 586.74        | NP                           | 0.00                          | 15.32                      | 12.60                    | 618.10                 | Yes                                 |                       |
| RW-07   | 02/01/95 | 630.70           | 633.42        | 611.74        | 586.74        | NP                           | 0.00                          | 16.50                      | 13.78                    | 616.92                 | Yes                                 |                       |
| RW-07   | 04/04/95 | 630.70           | 633.42        | 611.74        | 586.74        | NP                           | 0.00                          | 16.75                      | 14.03                    | 616.67                 | Yes                                 |                       |
| RW-07   | 07/12/95 | 630.70           | 633.42        | 611.74        | 586.74        | NP                           | 0.00                          | 16.09                      | 13.37                    | 617.33                 | Yes                                 |                       |
| RW-07   | 11/13/95 | 630.70           | 633.42        | 611.74        | 586.74        | NP                           | 0.00                          | 15.19                      | 12.47                    | 618.23                 | Yes                                 |                       |
| RW-07   | 11/03/98 | 630.70           | 633.42        | 611.74        | 586.74        | NP                           | 0.00                          | 16.78                      | 14.06                    | 616.64                 | Yes                                 |                       |
| RW-07   | 03/02/99 | 630.70           | 633.42        | 611.74        | 586.74        | NP                           | 0.00                          | 16.93                      | 14.21                    | 616.49                 | Yes                                 |                       |
| RW-07   | 11/09/99 | 630.70           | 633.42        | 611.74        | 586.74        | NP                           | 0.00                          | 14.50                      | 11.78                    | 618.92                 | Yes                                 |                       |
| RW-07   | 12/21/99 | 630.70           | 633.42        | 611.74        | 586.74        | NP                           | 0.00                          | 14.15                      | 11.43                    | 619.27                 | Yes                                 |                       |
| RW-07   | 01/27/00 | 630.70           | 633.42        | 611.74        | 586.74        | NP                           | 0.00                          | 15.97                      | 13.25                    | 617.45                 | Yes                                 |                       |
| RW-07   | 02/24/00 | 630.70           | 633.42        | 611.74        | 586.74        | NP                           | 0.00                          | 16.21                      | 13.49                    | 617.21                 | Yes                                 |                       |
| RW-07   | 03/31/00 | 630.70           | 633.42        | 611.74        | 586.74        | NP                           | 0.00                          | 16.28                      | 13.56                    | 617.14                 | Yes                                 |                       |
| RW-07   | 04/20/00 | 630.70           | 633.42        | 611.74        | 586.74        | NP                           | 0.00                          | 16.20                      | 13.48                    | 617.22                 | Yes                                 |                       |
| RW-07   | 04/26/00 | 630.70           | 633.42        | 611.74        | 586.74        | NP                           | 0.00                          | 16.28                      | 13.56                    | 617.14                 | Yes                                 |                       |
| RW-07   | 05/31/00 | 630.70           | 633.42        | 611.74        | 586.74        | NP                           | 0.00                          | 16.32                      | 13.60                    | 617.10                 | Yes                                 |                       |
| RW-07   | 06/29/00 | 630.70           | 633.42        | 611.74        | 586.74        | NP                           | 0.00                          | 16.10                      | 13.38                    | 617.32                 | Yes                                 |                       |
| RW-07   | 07/26/00 | 630.70           | 633.42        | 611.74        | 586.74        | NP                           | 0.00                          | 16.10                      | 13.38                    | 617.32                 | Yes                                 |                       |
| RW-07   | 08/18/00 | 630.70           | 633.42        | 611.74        | 586.74        | NP                           | 0.00                          | 16.42                      | 13.70                    | 617.00                 | Yes                                 |                       |
| RW-07   | 09/27/00 | 630.70           | 633.42        | 611.74        | 586.74        | NP                           | 0.00                          | 16.62                      | 13.90                    | 616.80                 | Yes                                 |                       |
| RW-07   | 10/11/00 | 630.70           | 633.42        | 611.74        | 586.74        | NP                           | 0.00                          | 16.65                      | 13.93                    | 616.77                 | Yes                                 |                       |
| RW-07   | 11/17/00 | 630.70           | 633.42        | 611.74        | 586.74        | NP                           | 0.00                          | 16.58                      | 13.86                    | 616.84                 | Yes                                 |                       |

**Table 3**  
**Groundwater and LNAPL Gauging Data - Terminal**  
Former Amoco Terminal  
Superior, Wisconsin

| Well ID | Date     | Ground Elevation | TOC Elevation | TOS Elevation | BOS Elevation | Depth to Product (feet BTOC) | Free Product Thickness (feet) | Depth to Water (feet BTOC) | Corrected DTW (feet bgs) | Corrected GW Elevation | Screen Submerged Below Water Table? | Comments/Observations                              |                                     |
|---------|----------|------------------|---------------|---------------|---------------|------------------------------|-------------------------------|----------------------------|--------------------------|------------------------|-------------------------------------|--|-------------------------------------|
| RW-07   | 12/12/00 | 630.70           | 633.42        | 611.74        | 586.74        | NP                           | 0.00                          | 16.53                      | 13.81                    | 616.89                 | Yes                                 |  |                                     |
| RW-07   | 01/18/01 | 630.70           | 633.42        | 611.74        | 586.74        | 16.82                        | 0.02                          | 16.84                      | 14.10                    | 616.60                 | Yes                                 |  |                                     |
| RW-07   | 05/23/01 | 630.70           | 633.42        | 611.74        | 586.74        | NP                           | 0.00                          | 15.95                      | 13.23                    | 617.47                 | Yes                                 |  |                                     |
| RW-07   | 06/19/01 | 630.70           | 633.42        | 611.74        | 586.74        | NP                           | 0.00                          | 15.88                      | 13.16                    | 617.54                 | Yes                                 |  |                                     |
| RW-07   | 07/26/01 | 630.70           | 633.42        | 611.74        | 586.74        | NP                           | 0.00                          | 16.19                      | 13.47                    | 617.23                 | Yes                                 |  |                                     |
| RW-07   | 08/31/01 | 630.70           | 633.42        | 611.74        | 586.74        | NP                           | 0.00                          | 16.57                      | 13.85                    | 616.85                 | Yes                                 |  |                                     |
| RW-07   | 09/26/01 | 630.70           | 633.42        | 611.74        | 586.74        | NP                           | 0.00                          | 16.64                      | 13.92                    | 616.78                 | Yes                                 |  |                                     |
| RW-07   | 12/20/01 | 630.70           | 633.42        | 611.74        | 586.74        | NP                           | 0.00                          | 17.16                      | 14.44                    | 616.26                 | Yes                                 |  |                                     |
| RW-07   | 01/22/02 | 630.70           | 633.42        | 611.74        | 586.74        | NP                           | 0.00                          | 17.13                      | 14.41                    | 616.29                 | Yes                                 |  |                                     |
| RW-07   | 02/26/02 | 630.70           | 633.42        | 611.74        | 586.74        | NP                           | 0.00                          | 17.39                      | 14.67                    | 616.03                 | Yes                                 |  |                                     |
| RW-07   | 03/20/02 | 630.70           | 633.42        | 611.74        | 586.74        | NP                           | 0.00                          | 17.55                      | 14.83                    | 615.87                 | Yes                                 |  |                                     |
| RW-07   | 04/24/02 | 630.70           | 633.42        | 611.74        | 586.74        | NP                           | 0.00                          | 17.38                      | 14.66                    | 616.04                 | Yes                                 |  |                                     |
| RW-07   | 05/15/02 | 630.70           | 633.42        | 611.74        | 586.74        | NP                           | 0.00                          | 17.05                      | 14.33                    | 616.37                 | Yes                                 |  |                                     |
| RW-07   | 06/27/02 | 630.70           | 633.42        | 611.74        | 586.74        | NP                           | 0.00                          | 17.18                      | 14.46                    | 616.24                 | Yes                                 |  |                                     |
| RW-07   | 07/25/02 | 630.70           | 633.42        | 611.74        | 586.74        | NP                           | 0.00                          | 17.08                      | 14.36                    | 616.34                 | Yes                                 |  |                                     |
| RW-07   | 08/20/02 | 630.70           | 633.42        | 611.74        | 586.74        | NP                           | 0.00                          | 17.03                      | 14.31                    | 616.39                 | Yes                                 |  |                                     |
| RW-07   | 09/30/02 | 630.70           | 633.42        | 611.74        | 586.74        | NP                           | 0.00                          | 17.03                      | 14.31                    | 616.39                 | Yes                                 |  |                                     |
| RW-07   | 11/05/02 | 630.70           | 633.42        | 611.74        | 586.74        | NP                           | 0.00                          | 16.59                      | 13.87                    | 616.83                 | Yes                                 |  |                                     |
| RW-07   | 12/23/02 | 630.70           | 633.42        | 611.74        | 586.74        | NP                           | 0.00                          | 16.88                      | 14.16                    | 616.54                 | Yes                                 |  |                                     |
| RW-07   | 01/28/03 | 630.70           | 633.42        | 611.74        | 586.74        | NP                           | 0.00                          | 17.38                      | 14.66                    | 616.04                 | Yes                                 |  |                                     |
| RW-07   | 02/19/03 | 630.70           | 633.42        | 611.74        | 586.74        | NP                           | 0.00                          | 17.49                      | 14.77                    | 615.93                 | Yes                                 |  |                                     |
| RW-07   | 04/17/03 | 630.70           | 633.42        | 611.74        | 586.74        | NP                           | 0.00                          | 17.77                      | 15.05                    | 615.65                 | Yes                                 |  |                                     |
| RW-07   | 10/23/03 | 630.70           | 633.42        | 611.74        | 586.74        | NP                           | 0.00                          | 17.91                      | 15.19                    | 615.51                 | Yes                                 |  |                                     |
| RW-07   | 12/03/03 | 630.70           | 633.42        | 611.74        | 586.74        | NP                           | 0.00                          | 18.03                      | 15.31                    | 615.39                 | Yes                                 |  |                                     |
| RW-07   | 04/19/04 | 631.55           | 633.20        | 611.74        | 586.74        | NP                           | 0.00                          | 18.57                      | 16.92                    | 614.63                 | Yes                                 |  |                                     |
| RW-07   | 07/28/04 | 631.55           | 633.20        | 611.74        | 586.74        | NP                           | 0.00                          | 17.78                      | 16.13                    | 615.42                 | Yes                                 |  |                                     |
| RW-07   | 11/16/04 | 631.55           | 633.20        | 611.74        | 586.74        | NP                           | 0.00                          | 18.28                      | 16.63                    | 614.92                 | Yes                                 |  |                                     |
| RW-07   | 04/18/05 | 631.55           | 633.20        | 611.74        | 586.74        | NP                           | 0.00                          | 18.12                      | 16.47                    | 615.08                 | Yes                                 |  |                                     |
| RW-07   | 10/11/05 | 631.55           | 633.20        | 611.74        | 586.74        | NP                           | 0.00                          | 16.70                      | 15.05                    | 616.50                 | Yes                                 |  |                                     |
| RW-07   | 05/23/06 | 631.55           | 633.20        | 611.74        | 586.74        | NP                           | 0.00                          | 15.60                      | 13.95                    | 617.60                 | Yes                                 |  |                                     |
| RW-07   | 10/16/06 | 631.55           | 633.20        | 611.74        | 586.74        | NP                           | 0.00                          | 16.06                      | 14.41                    | 617.14                 | Yes                                 |  |                                     |
| RW-07   | 04/23/07 | 631.55           | 633.20        | 611.74        | 586.74        | NP                           | 0.00                          | 16.92                      | 15.27                    | 616.28                 | Yes                                 |  |                                     |
| RW-07   | 06/26/07 |                  |               |               |               | <b>Abandoned</b>             |                               |                            |                          |                        |                                     |  | No sample - 2" of water around well |
| EW-01   | 09/14/11 | 635.21           | 634.84        | 620.71        | 600.71        | NP                           | 0.00                          | 14.61                      | 14.97                    | 620.23                 | No                                  | TFRT System Down on 8/31/11 for well recovery test |                                     |
| EW-01   | 09/23/11 | 635.21           | 634.84        | 620.71        | 600.71        | NP                           | 0.00                          | 14.45                      | 14.81                    | 620.39                 | No                                  |  |                                     |
| EW-01   | 09/29/11 | 635.21           | 634.84        | 620.71        | 600.71        | NP                           | 0.00                          | 14.78                      | 15.14                    | 620.06                 | No                                  |  |                                     |

**Table 3**  
**Groundwater and LNAPL Gauging Data - Terminal**  
Former Amoco Terminal  
Superior, Wisconsin

| Well ID | Date     | Ground Elevation | TOC Elevation | TOS Elevation | BOS Elevation | Depth to Product (feet BTOC) | Free Product Thickness (feet) | Depth to Water (feet BTOC) | Corrected DTW (feet bgs) | Corrected GW Elevation | Screen Submerged Below Water Table? | Comments/Observations                                   |
|---------|----------|------------------|---------------|---------------|---------------|------------------------------|-------------------------------|----------------------------|--------------------------|------------------------|-------------------------------------|---|
| EW-01   | 10/07/11 | 635.21           | 634.84        | 620.71        | 600.71        | NP                           | 0.00                          | 14.67                      | 15.03                    | 620.17                 | No                                  |   |
| EW-01   | 10/13/11 | 635.21           | 634.84        | 620.71        | 600.71        | NP                           | 0.00                          | 14.75                      | 15.11                    | 620.09                 | No                                  |   |
| EW-01   | 10/21/11 | 635.21           | 634.84        | 620.71        | 600.71        | NP                           | 0.00                          | 14.79                      | 15.15                    | 620.05                 | No                                  |   |
| EW-01   | 10/27/11 | 635.21           | 634.84        | 620.71        | 600.71        | NP                           | 0.00                          | 15.11                      | 15.47                    | 619.73                 | No                                  |   |
| EW-01   | 11/01/11 | 635.21           | 634.84        | 620.71        | 600.71        | NP                           | 0.00                          | 14.89                      | 15.25                    | 619.95                 | No                                  | Conducted 2011 annual well pump maintenace              |
| EW-01   | 11/10/11 | 635.21           | 634.84        | 620.71        | 600.71        | NP                           | 0.00                          | 15.34                      | 15.70                    | 619.50                 | No                                  |   |
| EW-01   | 11/18/11 | 635.21           | 634.84        | 620.71        | 600.71        | NP                           | 0.00                          | 15.52                      | 15.88                    | 619.32                 | No                                  |   |
| EW-01   | 11/22/11 | 635.21           | 634.84        | 620.71        | 600.71        | NP                           | 0.00                          | 15.75                      | 16.11                    | 619.09                 | No                                  |   |
| EW-01   | 11/30/11 | 635.21           | 634.84        | 620.71        | 600.71        | NP                           | 0.00                          | 15.85                      | 16.21                    | 618.99                 | No                                  | Restarted TFRT system on 11/30/11 with only EW 4 & EW 5 |
| EW-01   | 09/18/12 | 635.21           | 634.84        | 620.71        | 600.71        | NP                           | 0.00                          | 17.29                      | 17.65                    | 617.55                 | No                                  |   |
| EW-01   | 11/21/12 | 635.21           | 634.84        | 620.71        | 600.71        | NP                           | 0.00                          | 18.02                      | 18.38                    | 616.82                 | No                                  |   |
| EW-01   | 05/05/13 | 635.21           | 634.84        | 620.71        | 600.71        | NP                           | 0.00                          | 18.52                      | 18.88                    | 616.32                 | No                                  |   |
| EW-01   | 10/03/13 | 635.21           | 634.84        | 620.71        | 600.71        | NP                           | 0.00                          | 17.91                      | 18.27                    | 616.93                 | No                                  |   |
| EW-03   | 09/14/11 | 635.87           | 635.08        | 620.87        | 600.87        | NP                           | 0.00                          | 15.71                      | 16.51                    | 619.37                 | No                                  | TFRT System Down on 8/31/11 for well recovery test      |
| EW-03   | 09/23/11 | 635.87           | 635.08        | 620.87        | 600.87        | NP                           | 0.00                          | 15.94                      | 16.74                    | 619.14                 | No                                  |   |
| EW-03   | 09/29/11 | 635.87           | 635.08        | 620.87        | 600.87        | NP                           | 0.00                          | 15.76                      | 16.56                    | 619.32                 | No                                  |   |
| EW-03   | 10/07/11 | 635.87           | 635.08        | 620.87        | 600.87        | NP                           | 0.00                          | 16.02                      | 16.82                    | 619.06                 | No                                  |   |
| EW-03   | 10/13/11 | 635.87           | 635.08        | 620.87        | 600.87        | NP                           | 0.00                          | 13.46                      | 14.26                    | 621.62                 | Yes                                 |   |
| EW-03   | 10/21/11 | 635.87           | 635.08        | 620.87        | 600.87        | NP                           | 0.00                          | 16.39                      | 17.19                    | 618.69                 | No                                  |   |
| EW-03   | 10/27/11 | 635.87           | 635.08        | 620.87        | 600.87        | NP                           | 0.00                          | 16.48                      | 17.28                    | 618.60                 | No                                  |   |
| EW-03   | 11/02/11 | 635.87           | 635.08        | 620.87        | 600.87        | NP                           | 0.00                          | 16.81                      | 17.61                    | 618.27                 | No                                  | Conducted 2011 annual well pump maintenace              |
| EW-03   | 11/10/11 | 635.87           | 635.08        | 620.87        | 600.87        | NP                           | 0.00                          | 16.84                      | 17.64                    | 618.24                 | No                                  |   |
| EW-03   | 11/18/11 | 635.87           | 635.08        | 620.87        | 600.87        | NP                           | 0.00                          | 16.92                      | 17.72                    | 618.16                 | No                                  |   |
| EW-03   | 11/22/11 | 635.87           | 635.08        | 620.87        | 600.87        | NP                           | 0.00                          | 17.02                      | 17.82                    | 618.06                 | No                                  |   |
| EW-03   | 12/01/11 | 635.87           | 635.08        | 620.87        | 600.87        | NP                           | 0.00                          | 17.00                      | 17.80                    | 618.08                 | No                                  | Restarted TFRT system on 11/30/11 with only EW 4 & EW 5 |
| EW-03   | 09/18/12 | 635.87           | 635.08        | 620.87        | 600.87        | NP                           | 0.00                          | 17.28                      | 18.08                    | 617.80                 | No                                  |   |
| EW-03   | 11/21/12 | 635.87           | 635.08        | 620.87        | 600.87        | NP                           | 0.00                          | 17.85                      | 18.65                    | 617.23                 | No                                  |   |
| EW-03   | 05/05/13 | 635.87           | 635.08        | 620.87        | 600.87        | NP                           | 0.00                          | 18.41                      | 19.21                    | 616.67                 | No                                  |   |
| EW-03   | 10/03/13 | 635.87           | 635.08        | 620.87        | 600.87        | NP                           | 0.00                          | 17.89                      | 18.69                    | 617.19                 | No                                  |   |
| EW-04   | 09/14/11 | 637.11           | 636.90        | 622.11        | 602.11        | 16.08                        | 3.52                          | 19.60                      | 17.09                    | 620.02                 | No                                  | TFRT System Down on 8/31/11 for well recovery test      |
| EW-04   | 09/23/11 | 637.11           | 636.90        | 622.11        | 602.11        | 15.63                        | 6.26                          | 21.89                      | 17.26                    | 619.85                 | No                                  |   |
| EW-04   | 09/29/11 | 637.11           | 636.90        | 622.11        | 602.11        | 16.03                        | 7.15                          | 23.18                      | 17.86                    | 619.25                 | No                                  |   |
| EW-04   | 10/07/11 | 637.11           | 636.90        | 622.11        | 602.11        | 15.74                        | 8.46                          | 24.20                      | 17.86                    | 619.25                 | No                                  |   |
| EW-04   | 10/13/11 | 637.11           | 636.90        | 622.11        | 602.11        | 15.88                        | 8.85                          | 24.73                      | 18.09                    | 619.02                 | No                                  |   |
| EW-04   | 10/21/11 | 637.11           | 636.90        | 622.11        | 602.11        | 15.76                        | 9.51                          | 25.27                      | 18.12                    | 618.99                 | No                                  |   |
| EW-04   | 10/27/11 | 637.11           | 636.90        | 622.11        | 602.11        | 16.09                        | 9.80                          | 25.89                      | 18.52                    | 618.59                 | No                                  |   |

**Table 3**  
**Groundwater and LNAPL Gauging Data - Terminal**  
Former Amoco Terminal  
Superior, Wisconsin

| Well ID | Date     | Ground Elevation | TOC Elevation | TOS Elevation | BOS Elevation | Depth to Product (feet BTOC) | Free Product Thickness (feet) | Depth to Water (feet BTOC) | Corrected DTW (feet bgs) | Corrected GW Elevation | Screen Submerged Below Water Table? | Comments/Observations                                   |
|---------|----------|------------------|---------------|---------------|---------------|------------------------------|-------------------------------|----------------------------|--------------------------|------------------------|-------------------------------------|---|
| EW-04   | 11/02/11 | 637.11           | 636.90        | 622.11        | 602.11        | 16.15                        | <b>10.00</b>                  | 26.15                      | 18.62                    | 618.49                 | No                                  | Conducted 2011 annual well pump maintenace              |
| EW-04   | 11/10/11 | 637.11           | 636.90        | 622.11        | 602.11        | 16.19                        | <b>10.27</b>                  | 26.46                      | 18.72                    | 618.39                 | No                                  |   |
| EW-04   | 11/18/11 | 637.11           | 636.90        | 622.11        | 602.11        | 16.22                        | <b>10.77</b>                  | 26.99                      | 18.87                    | 618.24                 | No                                  | Restarted TFRT system on 11/30/11 with only EW 4 & EW 5 |
| EW-04   | 11/22/11 | 637.11           | 636.90        | 622.11        | 602.11        | 16.38                        | <b>11.08</b>                  | 27.46                      | 19.10                    | 618.01                 | No                                  |   |
| EW-04   | 11/30/11 | 637.11           | 636.90        | 622.11        | 602.11        | 17.73                        | <b>10.99</b>                  | 28.72                      | 20.43                    | 616.68                 | No                                  | Restarted TFRT system on 11/30/11 with only EW 4 & EW 5 |
| EW-04   | 09/18/12 | 637.11           | 636.90        | 622.11        | 602.11        | 18.66                        | <b>6.24</b>                   | 24.90                      | 20.28                    | 616.83                 | No                                  |   |
| EW-04   | 11/21/12 | 637.11           | 636.90        | 622.11        | 602.11        | 19.42                        | <b>6.25</b>                   | 25.67                      | 21.04                    | 616.06                 | No                                  | Spill Buddy Before Reading                              |
| EW-04   | 03/25/13 | 637.11           | 636.90        | 622.11        | 602.11        | 20.58                        | <b>6.18</b>                   | 26.76                      | 22.19                    | 614.92                 | No                                  |   |
| EW-04   | 05/05/13 | 637.11           | 636.90        | 622.11        | 602.11        | 20.85                        | <b>6.13</b>                   | 26.98                      | 22.45                    | 614.66                 | No                                  | Spill Buddy After Reading                               |
| EW-04   | 05/16/13 | 637.11           | 636.90        | 622.11        | 602.11        | 19.92                        | <b>5.80</b>                   | 25.72                      | 21.44                    | 615.67                 | No                                  |   |
| EW-04   | 05/16/13 | 637.11           | 636.90        | 622.11        | 602.11        | 25.33                        | <b>0.31</b>                   | 25.64                      | 25.61                    | 611.50                 | No                                  | Spill Buddy After Reading                               |
| EW-04   | 10/03/13 | 637.11           | 636.90        | 622.11        | 602.11        | 20.00                        | <b>1.11</b>                   | 21.11                      | 20.46                    | 616.65                 | No                                  |   |
| EW-05   | 09/14/11 | 635.25           | 634.79        | 620.25        | 600.25        | 16.37                        | <b>0.03</b>                   | 16.40                      | 16.84                    | 618.41                 | No                                  | TFRT System Down on 8/31/11 for well recovery test      |
| EW-05   | 09/23/11 | 635.25           | 634.79        | 620.25        | 600.25        | 16.47                        | <b>0.06</b>                   | 16.53                      | 16.95                    | 618.31                 | No                                  |   |
| EW-05   | 09/29/11 | 635.25           | 634.79        | 620.25        | 600.25        | 16.43                        | <b>0.10</b>                   | 16.53                      | 16.92                    | 618.34                 | No                                  | TFRT System Down on 8/31/11 for well recovery test      |
| EW-05   | 10/07/11 | 635.25           | 634.79        | 620.25        | 600.25        | 16.44                        | <b>0.08</b>                   | 16.52                      | 16.92                    | 618.33                 | No                                  |   |
| EW-05   | 10/13/11 | 635.25           | 634.79        | 620.25        | 600.25        | 16.48                        | <b>0.08</b>                   | 16.56                      | 16.96                    | 618.29                 | No                                  | TFRT System Down on 8/31/11 for well recovery test      |
| EW-05   | 10/21/11 | 635.25           | 634.79        | 620.25        | 600.25        | 16.88                        | <b>0.10</b>                   | 16.98                      | 17.37                    | 617.89                 | No                                  |   |
| EW-05   | 10/27/11 | 635.25           | 634.79        | 620.25        | 600.25        | 17.08                        | <b>0.12</b>                   | 17.20                      | 17.57                    | 617.68                 | No                                  | TFRT System Down on 8/31/11 for well recovery test      |
| EW-05   | 11/01/11 | 635.25           | 634.79        | 620.25        | 600.25        | 17.26                        | <b>0.16</b>                   | 17.42                      | 17.76                    | 617.49                 | No                                  |   |
| EW-05   | 11/10/11 | 635.25           | 634.79        | 620.25        | 600.25        | 17.85                        | <b>0.25</b>                   | 18.10                      | 18.37                    | 616.88                 | No                                  | Conducted 2011 annual well pump maintenace              |
| EW-05   | 11/18/11 | 635.25           | 634.79        | 620.25        | 600.25        | 17.85                        | <b>0.25</b>                   | 18.10                      | 18.37                    | 616.88                 | No                                  |   |
| EW-05   | 11/22/11 | 635.25           | 634.79        | 620.25        | 600.25        | 17.97                        | <b>0.27</b>                   | 18.24                      | 18.49                    | 616.76                 | No                                  | Conducted 2011 annual well pump maintenace              |
| EW-05   | 11/30/11 | 635.25           | 634.79        | 620.25        | 600.25        | 17.97                        | <b>0.27</b>                   | 18.24                      | 18.49                    | 616.76                 | No                                  |   |
| EW-05   | 09/18/12 | 635.25           | 634.79        | 620.25        | 600.25        | NP                           | <b>0.00</b>                   | 17.59                      | 18.05                    | 617.20                 | No                                  | with only EW 4 & EW 5                                   |
| EW-05   | 11/21/12 | 635.25           | 634.79        | 620.25        | 600.25        | 18.30                        | <b>0.02</b>                   | 18.32                      | 18.77                    | 616.48                 | No                                  |   |
| EW-05   | 05/05/13 | 635.25           | 634.79        | 620.25        | 600.25        | 17.20                        | <b>0.48</b>                   | 17.68                      | 17.77                    | 617.48                 | No                                  | with only EW 4 & EW 5                                   |
| EW-05   | 10/03/13 | 635.25           | 634.79        | 620.25        | 600.25        | 18.08                        | <b>0.03</b>                   | 18.11                      | 18.55                    | 616.70                 | No                                  |   |
| EW-05   | 05/22/14 | 635.25           | 634.79        | 620.25        | 600.25        | 16.47                        | <b>0.26</b>                   | 16.73                      | 16.99                    | 618.26                 | No                                  | with only EW 4 & EW 5                                   |
| EW-05   | 10/31/14 | 635.25           | 634.79        | 620.25        | 600.25        | 16.37                        | <b>0.22</b>                   | 16.59                      | 16.88                    | 618.37                 | No                                  |   |
| EW-05   | 05/06/15 | 635.25           | 634.79        | 620.25        | 600.25        | NP                           | <b>0.00</b>                   | 17.16                      | 17.62                    | 617.63                 | No                                  | with only EW 4 & EW 5                                   |
| EW-05   | 10/05/15 | 635.25           | 634.79        | 620.25        | 600.25        | 16.00                        | <b>0.20</b>                   | 16.20                      | 16.51                    | 618.74                 | No                                  |   |
| EW-05   | 05/26/20 | 635.25           | 634.79        | 620.25        | 600.25        | 13.13                        | <b>0.08</b>                   | 13.21                      | 13.61                    | 621.64                 | Yes                                 | with only EW 4 & EW 5                                   |
| EW-05   | 05/25/21 | 635.25           | 634.79        | 620.25        | 600.25        | NP                           | <b>0.00</b>                   | 11.10                      | 11.56                    | 623.69                 | Yes                                 |   |
| EW-06   | 07/25/11 | 636.90           | 639.00        | 621.90        | 601.90        | NP                           | <b>0.00</b>                   | 19.80                      | 17.70                    | 619.20                 | No                                  |   |

**Table 3**  
**Groundwater and LNAPL Gauging Data - Terminal**  
Former Amoco Terminal  
Superior, Wisconsin

| Well ID | Date     | Ground Elevation | TOC Elevation | TOS Elevation | BOS Elevation | Depth to Product (feet BTOC) | Free Product Thickness (feet) | Depth to Water (feet BTOC) | Corrected DTW (feet bgs) | Corrected GW Elevation | Screen Submerged Below Water Table? | Comments/Observations      |
|---------|----------|------------------|---------------|---------------|---------------|------------------------------|-------------------------------|----------------------------|--------------------------|------------------------|-------------------------------------|----------------------------|
| EW-06   | 08/18/11 | 636.90           | 639.00        | 621.90        | 601.90        | NP                           | 0.00                          | 19.28                      | 17.18                    | 619.72                 | No                                  |                            |
| EW-06   | 08/25/11 | 636.90           | 639.00        | 621.90        | 601.90        | NP                           | 0.00                          | 19.78                      | 17.68                    | 619.22                 | No                                  |                            |
| EW-06   | 09/01/11 | 636.90           | 639.00        | 621.90        | 601.90        | NP                           | 0.00                          | 19.77                      | 17.67                    | 619.23                 | No                                  |                            |
| EW-06   | 09/08/11 | 636.90           | 639.00        | 621.90        | 601.90        | NP                           | 0.00                          | 20.27                      | 18.17                    | 618.73                 | No                                  |                            |
| EW-06   | 09/14/11 | 636.90           | 639.00        | 621.90        | 601.90        | NP                           | 0.00                          | 20.65                      | 18.55                    | 618.35                 | No                                  |                            |
| EW-06   | 09/23/11 | 636.90           | 639.00        | 621.90        | 601.90        | NP                           | 0.00                          | 20.77                      | 18.67                    | 618.23                 | No                                  |                            |
| EW-06   | 09/29/11 | 636.90           | 639.00        | 621.90        | 601.90        | NP                           | 0.00                          | 20.74                      | 18.64                    | 618.26                 | No                                  |                            |
| EW-06   | 10/07/11 | 636.90           | 639.00        | 621.90        | 601.90        | NP                           | 0.00                          | 20.77                      | 18.67                    | 618.23                 | No                                  |                            |
| EW-06   | 10/11/11 | 636.90           | 639.00        | 621.90        | 601.90        | NP                           | 0.00                          | 20.94                      | 18.84                    | 618.06                 | No                                  |                            |
| EW-06   | 10/21/11 | 636.90           | 639.00        | 621.90        | 601.90        | NP                           | 0.00                          | 21.14                      | 19.04                    | 617.86                 | No                                  |                            |
| EW-06   | 10/27/11 | 636.90           | 639.00        | 621.90        | 601.90        | NP                           | 0.00                          | 20.56                      | 18.46                    | 618.44                 | No                                  |                            |
| EW-06   | 11/04/11 | 636.90           | 639.00        | 621.90        | 601.90        | NP                           | 0.00                          | 21.47                      | 19.37                    | 617.53                 | No                                  |                            |
| EW-06   | 11/09/11 | 636.90           | 639.00        | 621.90        | 601.90        | NP                           | 0.00                          | 21.35                      | 19.25                    | 617.65                 | No                                  |                            |
| EW-06   | 11/18/11 | 636.90           | 639.00        | 621.90        | 601.90        | NP                           | 0.00                          | 21.51                      | 19.41                    | 617.49                 | No                                  |                            |
| EW-06   | 11/22/11 | 636.90           | 639.00        | 621.90        | 601.90        | NP                           | 0.00                          | 21.63                      | 19.53                    | 617.37                 | No                                  |                            |
| EW-06   | 12/01/11 | 636.90           | 639.00        | 621.90        | 601.90        | NP                           | 0.00                          | 22.04                      | 19.94                    | 616.96                 | No                                  |                            |
| EW-06   | 01/04/12 | 636.90           | 639.00        | 621.90        | 601.90        | NP                           | 0.00                          | 22.34                      | 20.24                    | 616.66                 | No                                  |                            |
| EW-06   | 02/16/12 | 636.90           | 639.00        | 621.90        | 601.90        | NP                           | 0.00                          | 22.85                      | 20.75                    | 616.15                 | No                                  |                            |
| EW-06   | 03/13/12 | 636.90           | 639.00        | 621.90        | 601.90        | NP                           | 0.00                          | 23.04                      | 20.94                    | 615.96                 | No                                  |                            |
| EW-06   | 04/16/12 | 636.90           | 639.00        | 621.90        | 601.90        | NP                           | 0.00                          | 23.39                      | 21.29                    | 615.61                 | No                                  |                            |
| EW-06   | 05/18/12 | 636.90           | 639.00        | 621.90        | 601.90        | 22.36                        | 0.45                          | 22.81                      | 20.36                    | 616.54                 | No                                  |                            |
| EW-06   | 06/26/12 | 636.90           | 639.00        | 621.90        | 601.90        | 20.78                        | 0.26                          | 21.04                      | 18.74                    | 618.16                 | No                                  |                            |
| EW-06   | 07/12/12 | 636.90           | 639.00        | 621.90        | 601.90        | 20.93                        | 0.26                          | 21.19                      | 18.89                    | 618.01                 | No                                  |                            |
| EW-06   | 07/24/12 | 636.90           | 639.00        | 621.90        | 601.90        | 21.10                        | 0.59                          | 21.69                      | 19.13                    | 617.77                 | No                                  |                            |
| EW-06   | 08/09/12 | 636.90           | 639.00        | 621.90        | 601.90        | 21.22                        | 0.63                          | 21.85                      | 19.26                    | 617.64                 | No                                  | Spill Buddy Before Reading |
| EW-06   | 08/09/12 | 636.90           | 639.00        | 621.90        | 601.90        | 21.48                        | 0.13                          | 21.61                      | 19.41                    | 617.49                 | No                                  | Spill Buddy After Reading  |
| EW-06   | 08/17/12 | 636.90           | 639.00        | 621.90        | 601.90        | 21.39                        | 0.60                          | 21.99                      | 19.43                    | 617.47                 | No                                  |                            |
| EW-06   | 09/17/12 | 636.90           | 639.00        | 621.90        | 601.90        | 21.75                        | 0.97                          | 22.72                      | 19.87                    | 617.03                 | No                                  |                            |
| EW-06   | 09/18/12 | 636.90           | 639.00        | 621.90        | 601.90        | 21.70                        | 0.65                          | 22.35                      | 19.75                    | 617.15                 | No                                  | Spill Buddy Before Reading |
| EW-06   | 09/18/12 | 636.90           | 639.00        | 621.90        | 601.90        | 21.99                        | 0.02                          | 22.01                      | 19.89                    | 617.01                 | No                                  | Spill Buddy After Reading  |
| EW-06   | 09/20/12 | 636.90           | 639.00        | 621.90        | 601.90        | 21.86                        | 0.40                          | 22.26                      | 19.85                    | 617.05                 | No                                  |                            |
| EW-06   | 09/30/12 | 636.90           | 639.00        | 621.90        | 601.90        | 21.98                        | 0.44                          | 22.42                      | 19.98                    | 616.92                 | No                                  |                            |
| EW-06   | 10/22/12 | 636.90           | 639.00        | 621.90        | 601.90        | 22.37                        | 0.58                          | 22.95                      | 20.40                    | 616.50                 | No                                  |                            |
| EW-06   | 11/21/12 | 636.90           | 639.00        | 621.90        | 601.90        | 22.50                        | 0.44                          | 22.94                      | 20.50                    | 616.40                 | No                                  |                            |
| EW-06   | 12/17/12 | 636.90           | 639.00        | 621.90        | 601.90        | 22.72                        | 0.77                          | 23.49                      | 20.79                    | 616.11                 | No                                  |                            |
| EW-06   | 12/20/12 | 636.90           | 639.00        | 621.90        | 601.90        | 22.71                        | 0.78                          | 23.49                      | 20.79                    | 616.11                 | No                                  |                            |
| EW-06   | 03/25/13 | 636.90           | 639.00        | 621.90        | 601.90        | 23.22                        | 2.22                          | 25.44                      | 21.62                    | 615.28                 | No                                  |                            |
| EW-06   | 04/03/13 | 636.90           | 639.00        | 621.90        | 601.90        | 23.21                        | 2.31                          | 25.52                      | 21.63                    | 615.27                 | No                                  | Spill Buddy Before Reading |



**Table 3**  
**Groundwater and LNAPL Gauging Data - Terminal**  
Former Amoco Terminal  
Superior, Wisconsin

| Well ID | Date     | Ground Elevation | TOC Elevation | TOS Elevation | BOS Elevation | Depth to Product (feet BTOC) | Free Product Thickness (feet) | Depth to Water (feet BTOC) | Corrected DTW (feet bgs) | Corrected GW Elevation | Screen Submerged Below Water Table? | Comments/Observations     |
|---------|----------|------------------|---------------|---------------|---------------|------------------------------|-------------------------------|----------------------------|--------------------------|------------------------|-------------------------------------|---------------------------|
| EW-06   | 04/03/13 | 636.90           | 639.00        | 621.90        | 601.90        | 23.94                        | <b>0.05</b>                   | 23.99                      | 21.85                    | 615.05                 | No                                  | Spill Buddy After Reading |
| EW-06   | 05/05/13 | 636.90           | 639.00        | 621.90        | 601.90        | 23.31                        | <b>1.72</b>                   | 25.03                      | 21.60                    | 615.30                 | No                                  |                           |
| EW-06   | 10/03/13 | 636.90           | 639.00        | 621.90        | 601.90        | 22.59                        | <b>0.89</b>                   | 23.48                      | 20.69                    | 616.21                 | No                                  |                           |
| EW-06   | 05/22/14 | 636.90           | 639.00        | 621.90        | 601.90        | 21.61                        | <b>0.37</b>                   | 21.98                      | 19.59                    | 617.31                 | No                                  |                           |
| EW-06   | 10/31/14 | 636.90           | 639.00        | 621.90        | 601.90        | 20.66                        | <b>0.39</b>                   | 21.05                      | 18.65                    | 618.25                 | No                                  |                           |
| EW-06   | 05/06/15 | 636.90           | 639.00        | 621.90        | 601.90        | 22.18                        | <b>1.84</b>                   | 24.02                      | 20.50                    | 616.40                 | No                                  |                           |
| EW-06   | 10/05/15 | 636.90           | 639.00        | 621.90        | 601.90        | 20.79                        | <b>0.29</b>                   | 21.08                      | 18.76                    | 618.14                 | No                                  |                           |
| EW-06   | 05/23/16 | 636.90           | 639.00        | 621.90        | 601.90        | 18.09                        | <b>0.43</b>                   | 18.52                      | 16.09                    | 620.81                 | No                                  |                           |
| EW-06   | 10/03/16 | 636.90           | 639.00        | 621.90        | 601.90        | 19.59                        | <b>0.03</b>                   | 19.62                      | 17.50                    | 619.40                 | No                                  |                           |
| EW-06   | 06/29/17 | 636.90           | 639.00        | 621.90        | 601.90        | 19.03                        | <b>0.32</b>                   | 19.35                      | 17.00                    | 619.90                 | No                                  |                           |
| EW-06   | 05/26/20 | 636.90           | 639.00        | 621.90        | 601.90        | 18.29                        | <b>0.27</b>                   | 18.56                      | 16.25                    | 620.65                 | No                                  |                           |
| EW-06   | 05/24/21 | 636.90           | 639.00        | 621.90        | 601.90        | 20.29                        | <b>0.07</b>                   | 20.36                      | 18.21                    | 618.69                 | No                                  |                           |
| EW-07   | 07/25/11 | 635.40           | 637.20        | 620.40        | 600.40        | NP                           | <b>0.00</b>                   | 18.87                      | 17.07                    | 618.33                 | No                                  |                           |
| EW-07   | 08/18/11 | 635.40           | 637.20        | 620.40        | 600.40        | NP                           | <b>0.00</b>                   | 18.51                      | 16.71                    | 618.69                 | No                                  |                           |
| EW-07   | 08/25/11 | 635.40           | 637.20        | 620.40        | 600.40        | NP                           | <b>0.00</b>                   | 18.92                      | 17.12                    | 618.28                 | No                                  |                           |
| EW-07   | 09/01/11 | 635.40           | 637.20        | 620.40        | 600.40        | NP                           | <b>0.00</b>                   | 19.04                      | 17.24                    | 618.16                 | No                                  |                           |
| EW-07   | 09/08/11 | 635.40           | 637.20        | 620.40        | 600.40        | NP                           | <b>0.00</b>                   | 19.52                      | 17.72                    | 617.68                 | No                                  |                           |
| EW-07   | 09/14/11 | 635.40           | 637.20        | 620.40        | 600.40        | NP                           | <b>0.00</b>                   | 19.84                      | 18.04                    | 617.36                 | No                                  |                           |
| EW-07   | 09/23/11 | 635.40           | 637.20        | 620.40        | 600.40        | NP                           | <b>0.00</b>                   | 20.04                      | 18.24                    | 617.16                 | No                                  |                           |
| EW-07   | 09/29/11 | 635.40           | 637.20        | 620.40        | 600.40        | NP                           | <b>0.00</b>                   | 20.04                      | 18.24                    | 617.16                 | No                                  |                           |
| EW-07   | 10/07/11 | 635.40           | 637.20        | 620.40        | 600.40        | NP                           | <b>0.00</b>                   | 20.18                      | 18.38                    | 617.02                 | No                                  |                           |
| EW-07   | 10/11/11 | 635.40           | 637.20        | 620.40        | 600.40        | NP                           | <b>0.00</b>                   | 20.31                      | 18.51                    | 616.89                 | No                                  |                           |
| EW-07   | 10/21/11 | 635.40           | 637.20        | 620.40        | 600.40        | NP                           | <b>0.00</b>                   | 20.56                      | 18.76                    | 616.64                 | No                                  |                           |
| EW-07   | 10/27/11 | 635.40           | 637.20        | 620.40        | 600.40        | NP                           | <b>0.00</b>                   | 20.66                      | 18.86                    | 616.54                 | No                                  |                           |
| EW-07   | 11/01/11 | 635.40           | 637.20        | 620.40        | 600.40        | NP                           | <b>0.00</b>                   | 20.85                      | 19.05                    | 616.35                 | No                                  |                           |
| EW-07   | 11/09/11 | 635.40           | 637.20        | 620.40        | 600.40        | NP                           | <b>0.00</b>                   | 20.82                      | 19.02                    | 616.38                 | No                                  |                           |
| EW-07   | 11/18/11 | 635.40           | 637.20        | 620.40        | 600.40        | NP                           | <b>0.00</b>                   | 20.98                      | 19.18                    | 616.22                 | No                                  |                           |
| EW-07   | 11/22/11 | 635.40           | 637.20        | 620.40        | 600.40        | NP                           | <b>0.00</b>                   | 21.11                      | 19.31                    | 616.09                 | No                                  |                           |
| EW-07   | 12/01/11 | 635.40           | 637.20        | 620.40        | 600.40        | NP                           | <b>0.00</b>                   | 21.04                      | 19.24                    | 616.16                 | No                                  |                           |
| EW-07   | 01/04/12 | 635.40           | 637.20        | 620.40        | 600.40        | NP                           | <b>0.00</b>                   | 21.75                      | 19.95                    | 615.45                 | No                                  |                           |
| EW-07   | 02/16/12 | 635.40           | 637.20        | 620.40        | 600.40        | NP                           | <b>0.00</b>                   | 22.26                      | 20.46                    | 614.94                 | No                                  |                           |
| EW-07   | 03/13/12 | 635.40           | 637.20        | 620.40        | 600.40        | NP                           | <b>0.00</b>                   | 22.51                      | 20.71                    | 614.69                 | No                                  |                           |
| EW-07   | 04/16/12 | 635.40           | 637.20        | 620.40        | 600.40        | NP                           | <b>0.00</b>                   | 22.40                      | 20.60                    | 614.80                 | No                                  |                           |
| EW-07   | 05/18/12 | 635.40           | 637.20        | 620.40        | 600.40        | NP                           | <b>0.00</b>                   | 21.45                      | 19.65                    | 615.75                 | No                                  |                           |
| EW-07   | 06/26/12 | 635.40           | 637.20        | 620.40        | 600.40        | NP                           | <b>0.00</b>                   | 19.45                      | 17.65                    | 617.75                 | No                                  |                           |
| EW-07   | 07/24/12 | 635.40           | 637.20        | 620.40        | 600.40        | NP                           | <b>0.00</b>                   | 20.20                      | 18.40                    | 617.00                 | No                                  |                           |
| EW-07   | 08/17/12 | 635.40           | 637.20        | 620.40        | 600.40        | NP                           | <b>0.00</b>                   | 20.48                      | 18.68                    | 616.72                 | No                                  |                           |

**Table 3**  
**Groundwater and LNAPL Gauging Data - Terminal**  
Former Amoco Terminal  
Superior, Wisconsin

| Well ID | Date     | Ground Elevation | TOC Elevation | TOS Elevation | BOS Elevation | Depth to Product (feet BTOC) | Free Product Thickness (feet) | Depth to Water (feet BTOC) | Corrected DTW (feet bgs) | Corrected GW Elevation | Screen Submerged Below Water Table? | Comments/Observations |
|---------|----------|------------------|---------------|---------------|---------------|------------------------------|-------------------------------|----------------------------|--------------------------|------------------------|-------------------------------------|-----------------------|
| EW-07   | 09/17/12 | 635.40           | 637.20        | 620.40        | 600.40        | NP                           | 0.00                          | 20.90                      | 19.10                    | 616.30                 | No                                  |                       |
| EW-07   | 09/20/12 | 635.40           | 637.20        | 620.40        | 600.40        | NP                           | 0.00                          | 20.94                      | 19.14                    | 616.26                 | No                                  |                       |
| EW-07   | 09/30/12 | 635.40           | 637.20        | 620.40        | 600.40        | NP                           | 0.00                          | 21.07                      | 19.27                    | 616.13                 | No                                  |                       |
| EW-07   | 10/22/12 | 635.40           | 637.20        | 620.40        | 600.40        | NP                           | 0.00                          | 21.43                      | 19.63                    | 615.77                 | No                                  |                       |
| EW-07   | 11/21/12 | 635.40           | 637.20        | 620.40        | 600.40        | NP                           | 0.00                          | 21.60                      | 19.80                    | 615.60                 | No                                  |                       |
| EW-07   | 12/17/12 | 635.40           | 637.20        | 620.40        | 600.40        | NP                           | 0.00                          | 21.84                      | 20.04                    | 615.36                 | No                                  |                       |
| EW-07   | 12/20/12 | 635.40           | 637.20        | 620.40        | 600.40        | NP                           | 0.00                          | 21.88                      | 20.08                    | 615.32                 | No                                  |                       |
| EW-07   | 03/25/13 | 635.40           | 637.20        | 620.40        | 600.40        | NP                           | 0.00                          | 22.70                      | 20.90                    | 614.50                 | No                                  |                       |
| EW-07   | 05/05/13 | 635.40           | 637.20        | 620.40        | 600.40        | NP                           | 0.00                          | 22.01                      | 20.21                    | 615.19                 | No                                  |                       |
| EW-07   | 10/03/13 | 635.40           | 637.20        | 620.40        | 600.40        | 21.00                        | 4.16                          | 25.16                      | 20.14                    | 615.26                 | No                                  |                       |
| EW-07   | 05/22/14 | 635.40           | 637.20        | 620.40        | 600.40        | 19.69                        | 1.17                          | 20.86                      | 18.15                    | 617.25                 | No                                  |                       |
| EW-07   | 10/31/14 | 635.40           | 637.20        | 620.40        | 600.40        | 19.34                        | 1.01                          | 20.35                      | 17.77                    | 617.63                 | No                                  |                       |
| EW-07   | 05/06/15 | 635.40           | 637.20        | 620.40        | 600.40        | 20.83                        | 1.51                          | 22.34                      | 19.37                    | 616.03                 | No                                  |                       |
| EW-07   | 10/05/15 | 635.40           | 637.20        | 620.40        | 600.40        | 19.14                        | 0.78                          | 19.92                      | 17.52                    | 617.88                 | No                                  |                       |
| EW-07   | 05/23/16 | 635.40           | 637.20        | 620.40        | 600.40        | NP                           | 0.00                          | 17.73                      | 15.93                    | 619.47                 | No                                  |                       |
| EW-07   | 10/03/16 | 635.40           | 637.20        | 620.40        | 600.40        | 18.19                        | 0.65                          | 18.84                      | 16.54                    | 618.86                 | No                                  |                       |
| EW-07   | 06/29/17 | 635.40           | 637.20        | 620.40        | 600.40        | 17.68                        | 0.67                          | 18.35                      | 16.03                    | 619.37                 | No                                  |                       |
| EW-07   | 05/26/20 | 635.40           | 637.20        | 620.40        | 600.40        | NP                           | 0.00                          | 16.98                      | 15.18                    | 620.22                 | No                                  |                       |
| EW-07   | 05/24/21 | 635.40           | 637.20        | 620.40        | 600.40        | NP                           | 0.00                          | 19.02                      | 17.22                    | 618.18                 | No                                  |                       |
| EW-08   | 07/25/11 | 635.30           | 637.26        | 620.30        | 600.30        | NP                           | 0.00                          | 17.82                      | 15.86                    | 619.44                 | No                                  |                       |
| EW-08   | 08/18/11 | 635.30           | 637.26        | 620.30        | 600.30        | NP                           | 0.00                          | 17.30                      | 15.34                    | 619.96                 | No                                  |                       |
| EW-08   | 08/25/11 | 635.30           | 637.26        | 620.30        | 600.30        | NP                           | 0.00                          | 17.73                      | 15.77                    | 619.53                 | No                                  |                       |
| EW-08   | 09/01/11 | 635.30           | 637.26        | 620.30        | 600.30        | NP                           | 0.00                          | 17.78                      | 15.82                    | 619.48                 | No                                  |                       |
| EW-08   | 09/08/11 | 635.30           | 637.26        | 620.30        | 600.30        | NP                           | 0.00                          | 18.25                      | 16.29                    | 619.01                 | No                                  |                       |
| EW-08   | 09/14/11 | 635.30           | 637.26        | 620.30        | 600.30        | NP                           | 0.00                          | 18.61                      | 16.65                    | 618.65                 | No                                  |                       |
| EW-08   | 09/23/11 | 635.30           | 637.26        | 620.30        | 600.30        | NP                           | 0.00                          | 18.74                      | 16.78                    | 618.52                 | No                                  |                       |
| EW-08   | 09/29/11 | 635.30           | 637.26        | 620.30        | 600.30        | NP                           | 0.00                          | 18.77                      | 16.81                    | 618.49                 | No                                  |                       |
| EW-08   | 10/07/11 | 635.30           | 637.26        | 620.30        | 600.30        | NP                           | 0.00                          | 18.78                      | 16.82                    | 618.48                 | No                                  |                       |
| EW-08   | 10/11/11 | 635.30           | 637.26        | 620.30        | 600.30        | NP                           | 0.00                          | 18.95                      | 16.99                    | 618.31                 | No                                  |                       |
| EW-08   | 10/21/11 | 635.30           | 637.26        | 620.30        | 600.30        | NP                           | 0.00                          | 19.16                      | 17.20                    | 618.10                 | No                                  |                       |
| EW-08   | 10/27/11 | 635.30           | 637.26        | 620.30        | 600.30        | NP                           | 0.00                          | 19.30                      | 17.34                    | 617.96                 | No                                  |                       |
| EW-08   | 11/04/11 | 635.30           | 637.26        | 620.30        | 600.30        | NP                           | 0.00                          | 19.46                      | 17.50                    | 617.80                 | No                                  |                       |
| EW-08   | 11/09/11 | 635.30           | 637.26        | 620.30        | 600.30        | NP                           | 0.00                          | 19.39                      | 17.43                    | 617.87                 | No                                  |                       |
| EW-08   | 11/18/11 | 635.30           | 637.26        | 620.30        | 600.30        | NP                           | 0.00                          | 19.53                      | 17.57                    | 617.73                 | No                                  |                       |
| EW-08   | 11/22/11 | 635.30           | 637.26        | 620.30        | 600.30        | NP                           | 0.00                          | 19.63                      | 17.67                    | 617.63                 | No                                  |                       |
| EW-08   | 12/01/11 | 635.30           | 637.26        | 620.30        | 600.30        | NP                           | 0.00                          | 19.99                      | 18.03                    | 617.27                 | No                                  |                       |

**Table 3**  
**Groundwater and LNAPL Gauging Data - Terminal**  
Former Amoco Terminal  
Superior, Wisconsin

| Well ID | Date     | Ground Elevation | TOC Elevation | TOS Elevation | BOS Elevation | Depth to Product (feet BTOC) | Free Product Thickness (feet) | Depth to Water (feet BTOC) | Corrected DTW (feet bgs) | Corrected GW Elevation | Screen Submerged Below Water Table? | Comments/Observations |
|---------|----------|------------------|---------------|---------------|---------------|------------------------------|-------------------------------|----------------------------|--------------------------|------------------------|-------------------------------------|-----------------------|
| EW-08   | 01/04/12 | 635.30           | 637.26        | 620.30        | 600.30        | NP                           | 0.00                          | 20.25                      | 18.29                    | 617.01                 | No                                  |                       |
| EW-08   | 02/16/12 | 635.30           | 637.26        | 620.30        | 600.30        | NP                           | 0.00                          | 20.73                      | 18.77                    | 616.53                 | No                                  |                       |
| EW-08   | 03/13/12 | 635.30           | 637.26        | 620.30        | 600.30        | NP                           | 0.00                          | 20.95                      | 18.99                    | 616.31                 | No                                  |                       |
| EW-08   | 04/16/12 | 635.30           | 637.26        | 620.30        | 600.30        | NP                           | 0.00                          | 21.29                      | 19.33                    | 615.97                 | No                                  |                       |
| EW-08   | 05/18/12 | 635.30           | 637.26        | 620.30        | 600.30        | NP                           | 0.00                          | 20.42                      | 18.46                    | 616.84                 | No                                  |                       |
| EW-08   | 06/26/12 | 635.30           | 637.26        | 620.30        | 600.30        | NP                           | 0.00                          | 18.86                      | 16.90                    | 618.40                 | No                                  |                       |
| EW-08   | 07/24/12 | 635.30           | 637.26        | 620.30        | 600.30        | NP                           | 0.00                          | 18.17                      | 16.21                    | 619.09                 | No                                  |                       |
| EW-08   | 08/19/12 | 635.30           | 637.26        | 620.30        | 600.30        | NP                           | 0.00                          | 19.51                      | 17.55                    | 617.75                 | No                                  |                       |
| EW-08   | 09/17/12 | 635.30           | 637.26        | 620.30        | 600.30        | NP                           | 0.00                          | 19.57                      | 17.61                    | 617.69                 | No                                  |                       |
| EW-08   | 09/30/12 | 635.30           | 637.26        | 620.30        | 600.30        | NP                           | 0.00                          | 20.07                      | 18.11                    | 617.19                 | No                                  |                       |
| EW-08   | 10/22/12 | 635.30           | 637.26        | 620.30        | 600.30        | NP                           | 0.00                          | 20.40                      | 18.44                    | 616.86                 | No                                  |                       |
| EW-08   | 11/21/12 | 635.30           | 637.26        | 620.30        | 600.30        | NP                           | 0.00                          | 20.53                      | 18.57                    | 616.73                 | No                                  |                       |
| EW-08   | 12/17/12 | 635.30           | 637.26        | 620.30        | 600.30        | NP                           | 0.00                          | 20.79                      | 18.83                    | 616.47                 | No                                  |                       |
| EW-08   | 03/25/13 | 635.30           | 637.26        | 620.30        | 600.30        | NP                           | 0.00                          | 21.53                      | 19.57                    | 615.73                 | No                                  |                       |
| EW-08   | 05/05/13 | 635.30           | 637.26        | 620.30        | 600.30        | NP                           | 0.00                          | 21.38                      | 19.42                    | 615.88                 | No                                  |                       |
| EW-08   | 10/03/13 | 635.30           | 637.26        | 620.30        | 600.30        | NP                           | 0.00                          | 21.80                      | 19.84                    | 615.46                 | No                                  |                       |
| EW-08   | 05/21/14 | 635.30           | 637.26        | 620.30        | 600.30        | NP                           | 0.00                          | 18.68                      | 16.72                    | 618.58                 | No                                  |                       |
| EW-08   | 10/30/14 | 635.30           | 637.26        | 620.30        | 600.30        | NP                           | 0.00                          | 18.51                      | 16.55                    | 618.75                 | No                                  |                       |
| EW-08   | 05/05/15 | 635.30           | 637.26        | 620.30        | 600.30        | NP                           | 0.00                          | 20.45                      | 18.49                    | 616.81                 | No                                  |                       |
| EW-08   | 10/06/15 | 635.30           | 637.26        | 620.30        | 600.30        | NP                           | 0.00                          | 18.75                      | 16.79                    | 618.51                 | No                                  |                       |
| EW-08   | 05/23/16 | 635.30           | 637.26        | 620.30        | 600.30        | NP                           | 0.00                          | 16.31                      | 14.35                    | 620.95                 | Yes                                 |                       |
| EW-08   | 10/03/16 | 635.30           | 637.26        | 620.30        | 600.30        | NP                           | 0.00                          | 17.60                      | 15.64                    | 619.66                 | No                                  |                       |
| EW-08   | 06/29/17 | 635.30           | 637.26        | 620.30        | 600.30        | NP                           | 0.00                          | 17.16                      | 15.20                    | 620.10                 | No                                  |                       |
| EW-08   | 05/26/20 | 635.30           | 637.26        | 620.30        | 600.30        | NP                           | 0.00                          | 16.31                      | 14.35                    | 620.95                 | Yes                                 |                       |
| EW-08   | 05/24/21 | 635.30           | 637.26        | 620.30        | 600.30        | NP                           | 0.00                          | 18.25                      | 16.29                    | 619.01                 | No                                  |                       |
| EW-09   | 07/25/11 | 635.20           | 637.34        | 620.20        | 600.20        | NP                           | 0.00                          | 18.38                      | 16.24                    | 618.96                 | No                                  |                       |
| EW-09   | 08/18/11 | 635.20           | 637.34        | 620.20        | 600.20        | NP                           | 0.00                          | 17.96                      | 15.82                    | 619.38                 | No                                  |                       |
| EW-09   | 08/25/11 | 635.20           | 637.34        | 620.20        | 600.20        | NP                           | 0.00                          | 18.33                      | 16.19                    | 619.01                 | No                                  |                       |
| EW-09   | 09/01/11 | 635.20           | 637.34        | 620.20        | 600.20        | NP                           | 0.00                          | 18.45                      | 16.31                    | 618.89                 | No                                  |                       |
| EW-09   | 09/08/11 | 635.20           | 637.34        | 620.20        | 600.20        | NP                           | 0.00                          | 18.90                      | 16.76                    | 618.44                 | No                                  |                       |
| EW-09   | 09/14/11 | 635.20           | 637.34        | 620.20        | 600.20        | NP                           | 0.00                          | 19.24                      | 17.10                    | 618.10                 | No                                  |                       |
| EW-09   | 09/23/11 | 635.20           | 637.34        | 620.20        | 600.20        | NP                           | 0.00                          | 19.47                      | 17.33                    | 617.87                 | No                                  |                       |
| EW-09   | 09/29/11 | 635.20           | 637.34        | 620.20        | 600.20        | NP                           | 0.00                          | 19.46                      | 17.32                    | 617.88                 | No                                  |                       |
| EW-09   | 10/07/11 | 635.20           | 637.34        | 620.20        | 600.20        | NP                           | 0.00                          | 19.62                      | 17.48                    | 617.72                 | No                                  |                       |
| EW-09   | 10/11/11 | 635.20           | 637.34        | 620.20        | 600.20        | NP                           | 0.00                          | 19.74                      | 17.60                    | 617.60                 | No                                  |                       |
| EW-09   | 10/21/11 | 635.20           | 637.34        | 620.20        | 600.20        | NP                           | 0.00                          | 19.89                      | 17.75                    | 617.45                 | No                                  |                       |
| EW-09   | 10/27/11 | 635.20           | 637.34        | 620.20        | 600.20        | NP                           | 0.00                          | 20.14                      | 18.00                    | 617.20                 | No                                  |                       |

**Table 3**  
**Groundwater and LNAPL Gauging Data - Terminal**  
Former Amoco Terminal  
Superior, Wisconsin

| Well ID | Date     | Ground Elevation | TOC Elevation | TOS Elevation | BOS Elevation | Depth to Product (feet BTOC) | Free Product Thickness (feet) | Depth to Water (feet BTOC) | Corrected DTW (feet bgs) | Corrected GW Elevation | Screen Submerged Below Water Table? | Comments/Observations |
|---------|----------|------------------|---------------|---------------|---------------|------------------------------|-------------------------------|----------------------------|--------------------------|------------------------|-------------------------------------|-----------------------|
| EW-09   | 11/04/11 | 635.20           | 637.34        | 620.20        | 600.20        | NP                           | 0.00                          | 20.39                      | 18.25                    | 616.95                 | No                                  |                       |
| EW-09   | 11/09/11 | 635.20           | 637.34        | 620.20        | 600.20        | NP                           | 0.00                          | 20.35                      | 18.21                    | 616.99                 | No                                  |                       |
| EW-09   | 11/18/11 | 635.20           | 637.34        | 620.20        | 600.20        | NP                           | 0.00                          | 20.56                      | 18.42                    | 616.78                 | No                                  |                       |
| EW-09   | 11/22/11 | 635.20           | 637.34        | 620.20        | 600.20        | NP                           | 0.00                          | 20.28                      | 18.14                    | 617.06                 | No                                  |                       |
| EW-09   | 12/01/11 | 635.20           | 637.34        | 620.20        | 600.20        | NP                           | 0.00                          | 20.66                      | 18.52                    | 616.68                 | No                                  |                       |
| EW-09   | 01/04/12 | 635.20           | 637.34        | 620.20        | 600.20        | NP                           | 0.00                          | 21.37                      | 19.23                    | 615.97                 | No                                  |                       |
| EW-09   | 02/16/12 | 635.20           | 637.34        | 620.20        | 600.20        | NP                           | 0.00                          | 21.92                      | 19.78                    | 615.42                 | No                                  |                       |
| EW-09   | 03/13/12 | 635.20           | 637.34        | 620.20        | 600.20        | NP                           | 0.00                          | 22.20                      | 20.06                    | 615.14                 | No                                  |                       |
| EW-09   | 04/16/12 | 635.20           | 637.34        | 620.20        | 600.20        | NP                           | 0.00                          | 22.05                      | 19.91                    | 615.29                 | No                                  |                       |
| EW-09   | 05/18/12 | 635.20           | 637.34        | 620.20        | 600.20        | NP                           | 0.00                          | 21.08                      | 18.94                    | 616.26                 | No                                  |                       |
| EW-09   | 06/26/12 | 635.20           | 637.34        | 620.20        | 600.20        | NP                           | 0.00                          | 19.32                      | 17.18                    | 618.02                 | No                                  |                       |
| EW-09   | 07/24/12 | 635.20           | 637.34        | 620.20        | 600.20        | NP                           | 0.00                          | 19.89                      | 17.75                    | 617.45                 | No                                  |                       |
| EW-09   | 08/19/12 | 635.20           | 637.34        | 620.20        | 600.20        | NP                           | 0.00                          | 20.29                      | 18.15                    | 617.05                 | No                                  |                       |
| EW-09   | 09/17/12 | 635.20           | 637.34        | 620.20        | 600.20        | NP                           | 0.00                          | 20.78                      | 18.64                    | 616.56                 | No                                  |                       |
| EW-09   | 09/30/12 | 635.20           | 637.34        | 620.20        | 600.20        | NP                           | 0.00                          | 21.03                      | 18.89                    | 616.31                 | No                                  |                       |
| EW-09   | 11/21/12 | 635.20           | 637.34        | 620.20        | 600.20        | NP                           | 0.00                          | 21.38                      | 19.24                    | 615.96                 | No                                  |                       |
| EW-09   | 12/17/12 | 635.20           | 637.34        | 620.20        | 600.20        | NP                           | 0.00                          | 21.71                      | 19.57                    | 615.63                 | No                                  |                       |
| EW-09   | 03/25/13 | 635.20           | 637.34        | 620.20        | 600.20        | NP                           | 0.00                          | 22.57                      | 20.43                    | 614.77                 | No                                  |                       |
| EW-09   | 05/05/13 | 635.20           | 637.34        | 620.20        | 600.20        | NP                           | 0.00                          | 22.15                      | 20.01                    | 615.19                 | No                                  |                       |
| EW-09   | 10/03/13 | 635.20           | 637.34        | 620.20        | 600.20        | NP                           | 0.00                          | 21.58                      | 19.44                    | 615.76                 | No                                  |                       |
| EW-09   | 05/21/14 | 635.20           | 637.34        | 620.20        | 600.20        | NP                           | 0.00                          | 20.01                      | 17.87                    | 617.33                 | No                                  |                       |
| EW-09   | 10/31/14 | 635.20           | 637.34        | 620.20        | 600.20        | NP                           | 0.00                          | 19.57                      | 17.43                    | 617.77                 | No                                  |                       |
| EW-09   | 05/05/15 | 635.20           | 637.34        | 620.20        | 600.20        | NP                           | 0.00                          | 21.31                      | 19.17                    | 616.03                 | No                                  |                       |
| EW-09   | 10/05/15 | 635.20           | 637.34        | 620.20        | 600.20        | NP                           | 0.00                          | 19.23                      | 17.09                    | 618.11                 | No                                  |                       |
| EW-09   | 05/23/16 | 635.20           | 637.34        | 620.20        | 600.20        | NP                           | 0.00                          | 16.90                      | 14.76                    | 620.44                 | Yes                                 |                       |
| EW-09   | 10/03/16 | 635.20           | 637.34        | 620.20        | 600.20        | NP                           | 0.00                          | 17.90                      | 15.76                    | 619.44                 | No                                  |                       |
| EW-09   | 06/29/17 | 635.20           | 637.34        | 620.20        | 600.20        | NP                           | 0.00                          | 17.46                      | 15.32                    | 619.88                 | No                                  |                       |
| EW-09   | 05/26/20 | 635.20           | 637.34        | 620.20        | 600.20        | NP                           | 0.00                          | 16.60                      | 14.46                    | 620.74                 | Yes                                 |                       |
| EW-09   | 05/24/21 | 635.20           | 637.34        | 620.20        | 600.20        | NP                           | 0.00                          | 18.61                      | 16.47                    | 618.73                 | No                                  |                       |
| EW-09   | 08/31/21 | 635.20           | 637.34        | 620.20        | 600.20        | NP                           | 0.00                          | 19.74                      | 17.60                    | 617.60                 | No                                  |                       |
| EW-09   | 08/31/21 |                  |               |               |               | well abandoned 8/31          |                               |                            |                          |                        |                                     |                       |
| EW-10   | 07/25/11 | 635.90           | 637.83        | 620.90        | 600.90        | NP                           | 0.00                          | 18.21                      | 16.28                    | 619.62                 | No                                  |                       |
| EW-10   | 08/18/11 | 635.90           | 637.83        | 620.90        | 600.90        | NP                           | 0.00                          | 17.74                      | 15.81                    | 620.09                 | No                                  |                       |
| EW-10   | 08/25/11 | 635.90           | 637.83        | 620.90        | 600.90        | NP                           | 0.00                          | 18.07                      | 16.14                    | 619.76                 | No                                  |                       |
| EW-10   | 09/01/11 | 635.90           | 637.83        | 620.90        | 600.90        | NP                           | 0.00                          | 18.03                      | 16.10                    | 619.80                 | No                                  |                       |
| EW-10   | 09/08/11 | 635.90           | 637.83        | 620.90        | 600.90        | NP                           | 0.00                          | 18.54                      | 16.61                    | 619.29                 | No                                  |                       |
| EW-10   | 09/14/11 | 635.90           | 637.83        | 620.90        | 600.90        | NP                           | 0.00                          | 18.93                      | 17.00                    | 618.90                 | No                                  |                       |
| EW-10   | 09/23/11 | 635.90           | 637.83        | 620.90        | 600.90        | NP                           | 0.00                          | 19.16                      | 17.23                    | 618.67                 | No                                  |                       |

**Table 3**  
**Groundwater and LNAPL Gauging Data - Terminal**  
Former Amoco Terminal  
Superior, Wisconsin

| Well ID | Date     | Ground Elevation | TOC Elevation | TOS Elevation | BOS Elevation | Depth to Product (feet BTOC) | Free Product Thickness (feet) | Depth to Water (feet BTOC) | Corrected DTW (feet bgs) | Corrected GW Elevation | Screen Submerged Below Water Table? | Comments/Observations |
|---------|----------|------------------|---------------|---------------|---------------|------------------------------|-------------------------------|----------------------------|--------------------------|------------------------|-------------------------------------|-----------------------|
| EW-10   | 09/29/11 | 635.90           | 637.83        | 620.90        | 600.90        | NP                           | 0.00                          | 19.10                      | 17.17                    | 618.73                 | No                                  |                       |
| EW-10   | 10/07/11 | 635.90           | 637.83        | 620.90        | 600.90        | NP                           | 0.00                          | 19.24                      | 17.31                    | 618.59                 | No                                  |                       |
| EW-10   | 10/11/11 | 635.90           | 637.83        | 620.90        | 600.90        | NP                           | 0.00                          | 19.38                      | 17.45                    | 618.45                 | No                                  |                       |
| EW-10   | 10/21/11 | 635.90           | 637.83        | 620.90        | 600.90        | NP                           | 0.00                          | 19.69                      | 17.76                    | 618.14                 | No                                  |                       |
| EW-10   | 10/27/11 | 635.90           | 637.83        | 620.90        | 600.90        | NP                           | 0.00                          | 19.83                      | 17.90                    | 618.00                 | No                                  |                       |
| EW-10   | 11/04/11 | 635.90           | 637.83        | 620.90        | 600.90        | NP                           | 0.00                          | 20.05                      | 18.12                    | 617.78                 | No                                  |                       |
| EW-10   | 11/09/11 | 635.90           | 637.83        | 620.90        | 600.90        | NP                           | 0.00                          | 19.95                      | 18.02                    | 617.88                 | No                                  |                       |
| EW-10   | 11/18/11 | 635.90           | 637.83        | 620.90        | 600.90        | NP                           | 0.00                          | 20.12                      | 18.19                    | 617.71                 | No                                  |                       |
| EW-10   | 11/22/11 | 635.90           | 637.83        | 620.90        | 600.90        | NP                           | 0.00                          | 20.20                      | 18.27                    | 617.63                 | No                                  |                       |
| EW-10   | 12/01/11 | 635.90           | 637.83        | 620.90        | 600.90        | NP                           | 0.00                          | 20.66                      | 18.73                    | 617.17                 | No                                  |                       |
| EW-10   | 01/04/12 | 635.90           | 637.83        | 620.90        | 600.90        | NP                           | 0.00                          | 20.85                      | 18.92                    | 616.98                 | No                                  |                       |
| EW-10   | 02/16/12 | 635.90           | 637.83        | 620.90        | 600.90        | NP                           | 0.00                          | 21.40                      | 19.47                    | 616.43                 | No                                  |                       |
| EW-10   | 03/13/12 | 635.90           | 637.83        | 620.90        | 600.90        | NP                           | 0.00                          | 21.65                      | 19.72                    | 616.18                 | No                                  |                       |
| EW-10   | 04/16/12 | 635.90           | 637.83        | 620.90        | 600.90        | NP                           | 0.00                          | 21.59                      | 19.66                    | 616.24                 | No                                  |                       |
| EW-10   | 05/18/12 | 635.90           | 637.83        | 620.90        | 600.90        | NP                           | 0.00                          | 20.68                      | 18.75                    | 617.15                 | No                                  |                       |
| EW-10   | 06/26/12 | 635.90           | 637.83        | 620.90        | 600.90        | NP                           | 0.00                          | 19.19                      | 17.26                    | 618.64                 | No                                  |                       |
| EW-10   | 07/24/12 | 635.90           | 637.83        | 620.90        | 600.90        | NP                           | 0.00                          | 19.54                      | 17.61                    | 618.29                 | No                                  |                       |
| EW-10   | 08/19/12 | 635.90           | 637.83        | 620.90        | 600.90        | NP                           | 0.00                          | 19.93                      | 18.00                    | 617.90                 | No                                  |                       |
| EW-10   | 09/17/12 | 635.90           | 637.83        | 620.90        | 600.90        | NP                           | 0.00                          | 20.33                      | 18.40                    | 617.50                 | No                                  |                       |
| EW-10   | 09/30/12 | 635.90           | 637.83        | 620.90        | 600.90        | NP                           | 0.00                          | 20.55                      | 18.62                    | 617.28                 | No                                  |                       |
| EW-10   | 11/21/12 | 635.90           | 637.83        | 620.90        | 600.90        | NP                           | 0.00                          | 20.96                      | 19.03                    | 616.87                 | No                                  |                       |
| EW-10   | 12/17/12 | 635.90           | 637.83        | 620.90        | 600.90        | NP                           | 0.00                          | 21.19                      | 19.26                    | 616.64                 | No                                  |                       |
| EW-10   | 03/25/13 | 635.90           | 637.83        | 620.90        | 600.90        | NP                           | 0.00                          | 21.97                      | 20.04                    | 615.86                 | No                                  |                       |
| EW-10   | 05/05/13 | 635.90           | 637.83        | 620.90        | 600.90        | NP                           | 0.00                          | 21.72                      | 19.79                    | 616.11                 | No                                  |                       |
| EW-10   | 10/13/13 | 635.90           | 637.83        | 620.90        | 600.90        | NP                           | 0.00                          | 21.17                      | 19.24                    | 616.66                 | No                                  |                       |
| EW-10   | 05/21/14 | 635.90           | 637.83        | 620.90        | 600.90        | NP                           | 0.00                          | 19.97                      | 18.04                    | 617.86                 | No                                  |                       |
| EW-10   | 10/31/14 | 635.90           | 637.83        | 620.90        | 600.90        | NP                           | 0.00                          | 19.30                      | 17.37                    | 618.53                 | No                                  |                       |
| EW-10   | 05/05/15 | 635.90           | 637.83        | 620.90        | 600.90        | NP                           | 0.00                          | 21.05                      | 19.12                    | 616.78                 | No                                  |                       |
| EW-10   | 10/05/15 | 635.90           | 637.83        | 620.90        | 600.90        | NP                           | 0.00                          | 18.98                      | 17.05                    | 618.85                 | No                                  |                       |
| EW-10   | 05/23/16 | 635.90           | 637.83        | 620.90        | 600.90        | NP                           | 0.00                          | 16.60                      | 14.67                    | 621.23                 | Yes                                 |                       |
| EW-10   | 10/03/16 | 635.90           | 637.83        | 620.90        | 600.90        | NP                           | 0.00                          | 17.65                      | 15.72                    | 620.18                 | No                                  |                       |
| EW-10   | 06/29/17 | 635.90           | 637.83        | 620.90        | 600.90        | NP                           | 0.00                          | 17.31                      | 15.38                    | 620.52                 | No                                  |                       |
| EW-10   | 05/26/20 | 635.90           | 637.83        | 620.90        | 600.90        | NP                           | 0.00                          | 16.25                      | 14.32                    | 621.58                 | Yes                                 |                       |
| EW-10   | 04/29/21 | 635.90           | 637.83        | 620.90        | 600.90        | NP                           | 0.00                          | 18.30                      | 16.37                    | 619.53                 | No                                  |                       |
| EW-10   | 05/24/21 | 635.90           | 637.83        | 620.90        | 600.90        | NP                           | 0.00                          | 18.32                      | 16.39                    | 619.51                 | No                                  |                       |
| EW-10   | 08/31/21 | 635.90           | 637.83        | 620.90        | 600.90        | NP                           | 0.00                          | 19.56                      | 17.63                    | 618.27                 | No                                  |                       |
| EW-10   | 08/31/21 |                  |               |               |               | well abandoned 8/31          |                               |                            |                          |                        |                                     |                       |
| EW-11   | 07/25/11 | 637.20           | 639.14        | 622.20        | 602.20        | 18.65                        | 1.84                          | 20.49                      | 17.13                    | 620.07                 | No                                  |                       |

**Table 3**  
**Groundwater and LNAPL Gauging Data - Terminal**  
Former Amoco Terminal  
Superior, Wisconsin

| Well ID | Date     | Ground Elevation | TOC Elevation | TOS Elevation | BOS Elevation | Depth to Product (feet BTOC) | Free Product Thickness (feet) | Depth to Water (feet BTOC) | Corrected DTW (feet bgs) | Corrected GW Elevation | Screen Submerged Below Water Table? | Comments/Observations       |
|---------|----------|------------------|---------------|---------------|---------------|------------------------------|-------------------------------|----------------------------|--------------------------|------------------------|-------------------------------------|-----------------------------|
| EW-11   | 08/18/11 | 637.20           | 639.14        | 622.20        | 602.20        | 17.94                        | 3.58                          | 21.52                      | 16.81                    | 620.39                 | No                                  |                             |
| EW-11   | 08/25/11 | 637.20           | 639.14        | 622.20        | 602.20        | 18.28                        | 4.01                          | 22.29                      | 17.25                    | 619.95                 | No                                  |                             |
| EW-11   | 09/01/11 | 637.20           | 639.14        | 622.20        | 602.20        | 18.15                        | 4.05                          | 22.20                      | 17.12                    | 620.08                 | No                                  |                             |
| EW-11   | 09/08/11 | 637.20           | 639.14        | 622.20        | 602.20        | 18.69                        | 4.08                          | 22.77                      | 17.67                    | 619.53                 | No                                  |                             |
| EW-11   | 09/14/11 | 637.20           | 639.14        | 622.20        | 602.20        | 19.10                        | 4.30                          | 23.40                      | 18.13                    | 619.07                 | No                                  |                             |
| EW-11   | 09/23/11 | 637.20           | 639.14        | 622.20        | 602.20        | 19.20                        | 4.66                          | 23.86                      | 18.31                    | 618.89                 | No                                  |                             |
| EW-11   | 09/29/11 | 637.20           | 639.14        | 622.20        | 602.20        | 18.99                        | 5.13                          | 24.12                      | 18.21                    | 618.99                 | No                                  |                             |
| EW-11   | 10/07/11 | 637.20           | 639.14        | 622.20        | 602.20        | 19.15                        | 5.07                          | 24.22                      | 18.36                    | 618.84                 | No                                  |                             |
| EW-11   | 10/11/11 | 637.20           | 639.14        | 622.20        | 602.20        | 19.21                        | 5.16                          | 24.37                      | 18.44                    | 618.76                 | No                                  |                             |
| EW-11   | 10/21/11 | 637.20           | 639.14        | 622.20        | 602.20        | 19.62                        | 4.13                          | 23.75                      | 18.61                    | 618.59                 | No                                  |                             |
| EW-11   | 10/27/11 | 637.20           | 639.14        | 622.20        | 602.20        | 19.70                        | 4.78                          | 24.48                      | 18.84                    | 618.36                 | No                                  |                             |
| EW-11   | 11/04/11 | 637.20           | 639.14        | 622.20        | 602.20        | 19.87                        | 5.03                          | 24.90                      | 19.07                    | 618.13                 | No                                  |                             |
| EW-11   | 11/09/11 | 637.20           | 639.14        | 622.20        | 602.20        | 19.68                        | 5.31                          | 24.99                      | 18.94                    | 618.26                 | No                                  |                             |
| EW-11   | 11/10/11 | 637.20           | 639.14        | 622.20        | 602.20        | 19.80                        | 5.49                          | 25.29                      | 19.10                    | 618.10                 | No                                  | Before EFR                  |
| EW-11   | 11/10/11 | 637.20           | 639.14        | 622.20        | 602.20        | 21.71                        | 0.11                          | 21.82                      | 19.79                    | 617.41                 | No                                  | After EFR                   |
| EW-11   | 11/13/11 | 637.20           | 639.14        | 622.20        | 602.20        | 19.99                        | 2.76                          | 22.75                      | 18.67                    | 618.53                 | No                                  | EFR Check                   |
| EW-11   | 11/18/11 | 637.20           | 639.14        | 622.20        | 602.20        | 20.23                        | 3.07                          | 23.30                      | 18.98                    | 618.22                 | No                                  |                             |
| EW-11   | 11/22/11 | 637.20           | 639.14        | 622.20        | 602.20        | 20.38                        | 3.32                          | 23.70                      | 19.19                    | 618.01                 | No                                  |                             |
| EW-11   | 12/01/11 | 637.20           | 639.14        | 622.20        | 602.20        | 20.71                        | 3.88                          | 24.59                      | 19.65                    | 617.55                 | No                                  |                             |
| EW-11   | 01/04/12 | 637.20           | 639.14        | 622.20        | 602.20        | 20.67                        | 4.96                          | 25.63                      | 19.85                    | 617.35                 | No                                  |                             |
| EW-11   | 02/16/12 | 637.20           | 639.14        | 622.20        | 602.20        | 21.31                        | 4.87                          | 26.18                      | 20.47                    | 616.73                 | No                                  |                             |
| EW-11   | 03/13/12 | 637.20           | 639.14        | 622.20        | 602.20        | 21.68                        | 4.34                          | 26.02                      | 20.72                    | 616.48                 | No                                  |                             |
| EW-11   | 04/12/12 | 637.20           | 639.14        | 622.20        | 602.20        | 21.61                        | 4.06                          | 25.67                      | 20.59                    | 616.61                 | No                                  | Spill Buddy Before Reading  |
| EW-11   | 04/12/12 | 637.20           | 639.14        | 622.20        | 602.20        | 22.65                        | 0.17                          | 22.82                      | 20.75                    | 616.45                 | No                                  | Spill Buddy After Reading   |
| EW-11   | 04/16/12 | 637.20           | 639.14        | 622.20        | 602.20        | 22.03                        | 2.56                          | 24.59                      | 20.67                    | 616.53                 | No                                  |                             |
| EW-11   | 03/13/12 | 637.20           | 639.14        | 622.20        | 602.20        | 21.68                        | 4.34                          | 26.02                      | 20.72                    | 616.48                 | No                                  |                             |
| EW-11   | 04/12/12 | 637.20           | 639.14        | 622.20        | 602.20        | 21.61                        | 4.06                          | 25.67                      | 20.59                    | 616.61                 | No                                  | Spill Buddy Before Reading  |
| EW-11   | 04/12/12 | 637.20           | 639.14        | 622.20        | 602.20        | 22.65                        | 0.17                          | 22.82                      | 20.75                    | 616.45                 | No                                  | Spill Buddy After Reading   |
| EW-11   | 04/16/12 | 637.20           | 639.14        | 622.20        | 602.20        | 22.03                        | 2.56                          | 24.59                      | 20.67                    | 616.53                 | No                                  |                             |
| EW-11   | 05/18/12 | 637.20           | 639.14        | 622.20        | 602.20        | 19.93                        | 1.75                          | 21.68                      | 18.39                    | 618.81                 | No                                  |                             |
| EW-11   | 06/26/12 | 637.20           | 639.14        | 622.20        | 602.20        | 19.44                        | 3.31                          | 22.75                      | 18.25                    | 618.95                 | No                                  |                             |
| EW-11   | 06/27/12 | 637.20           | 639.14        | 622.20        | 602.20        | 19.44                        | 3.31                          | 22.75                      | 18.25                    | 618.95                 | No                                  | Installed Portable system 1 |
| EW-11   | 11/21/12 | 637.20           | 639.14        | 622.20        | 602.20        | 21.42                        | 2.40                          | 23.82                      | 20.02                    | 617.18                 | No                                  |                             |
| EW-11   | 12/17/12 | 637.20           | 639.14        | 622.20        | 602.20        | 21.56                        | 3.29                          | 24.85                      | 20.36                    | 616.84                 | No                                  |                             |
| EW-11   | 03/25/13 | 637.20           | 639.14        | 622.20        | 602.20        | 22.38                        | 3.40                          | 25.78                      | 21.21                    | 615.99                 | No                                  |                             |
| EW-11   | 05/05/13 | 637.20           | 639.14        | 622.20        | 602.20        | 22.07                        | 3.37                          | 25.44                      | 20.89                    | 616.31                 | No                                  |                             |
| EW-11   | 05/16/13 | 637.20           | 639.14        | 622.20        | 602.20        | 21.98                        | 3.60                          | 25.58                      | 20.85                    | 616.35                 | No                                  | Spill Buddy Before Reading  |
| EW-11   | 05/16/13 | 637.20           | 639.14        | 622.20        | 602.20        | 22.92                        | 0.05                          | 22.97                      | 20.99                    | 616.21                 | No                                  | Spill Buddy After Reading   |
| EW-11   | 10/03/13 | 637.20           | 639.14        | 622.20        | 602.20        | 21.28                        | 4.69                          | 25.97                      | 20.40                    | 616.80                 | No                                  |                             |
| EW-11   | 05/22/14 | 637.20           | 639.14        | 622.20        | 602.20        | 19.96                        | 5.07                          | 25.03                      | 19.17                    | 618.03                 | No                                  |                             |
| EW-11   | 10/31/14 | 637.20           | 639.14        | 622.20        | 602.20        | 19.25                        | 5.11                          | 24.36                      | 18.46                    | 618.74                 | No                                  |                             |
| EW-11   | 05/06/15 | 637.20           | 639.14        | 622.20        | 602.20        | 21.02                        | 4.70                          | 25.72                      | 20.14                    | 617.06                 | No                                  |                             |
| EW-11   | 10/05/15 | 637.20           | 639.14        | 622.20        | 602.20        | 19.29                        | 3.63                          | 22.92                      | 18.17                    | 619.03                 | No                                  |                             |

**Table 3**  
**Groundwater and LNAPL Gauging Data - Terminal**  
Former Amoco Terminal  
Superior, Wisconsin

| Well ID | Date     | Ground Elevation | TOC Elevation | TOS Elevation | BOS Elevation | Depth to Product (feet BTOC) | Free Product Thickness (feet) | Depth to Water (feet BTOC) | Corrected DTW (feet bgs) | Corrected GW Elevation | Screen Submerged Below Water Table? | Comments/Observations |
|---------|----------|------------------|---------------|---------------|---------------|------------------------------|-------------------------------|----------------------------|--------------------------|------------------------|-------------------------------------|-----------------------|
| EW-11   | 05/23/16 | 637.20           | 639.14        | 622.20        | 602.20        | 16.07                        | <b>7.92</b>                   | 23.99                      | 15.92                    | 621.28                 | No                                  |                       |
| EW-11   | 10/03/16 | 637.20           | 639.14        | 622.20        | 602.20        | 17.65                        | <b>5.78</b>                   | 23.43                      | 17.02                    | 620.18                 | No                                  |                       |
| EW-11   | 06/14/17 | 637.20           | 639.14        | 622.20        | 602.20        | 16.42                        | <b>7.04</b>                   | 23.46                      | 16.07                    | 621.13                 | No                                  |                       |
| EW-11   | 06/21/17 | 637.20           | 639.14        | 622.20        | 602.20        | 16.93                        | <b>6.39</b>                   | 23.32                      | 16.43                    | 620.77                 | No                                  |                       |
| EW-11   | 06/22/17 | 637.20           | 639.14        | 622.20        | 602.20        | 17.66                        | <b>1.78</b>                   | 19.44                      | 16.12                    | 621.08                 | No                                  |                       |
| EW-11   | 06/23/17 | 637.20           | 639.14        | 622.20        | 602.20        | 17.78                        | <b>1.90</b>                   | 19.68                      | 16.27                    | 620.93                 | No                                  |                       |
| EW-11   | 10/26/17 | 637.20           | 639.14        | 622.20        | 602.20        | 14.43                        | <b>8.41</b>                   | 22.84                      | 14.39                    | 622.81                 | Yes                                 |                       |
| EW-11   | 07/25/19 | 637.20           | 639.14        | 622.20        | 602.20        | 18.34                        | <b>4.61</b>                   | 22.95                      | 17.44                    | 619.76                 | No                                  |                       |
| EW-11   | 05/26/20 | 637.20           | 639.14        | 622.20        | 602.20        | 15.54                        | <b>9.99</b>                   | 25.53                      | 15.86                    | 621.34                 | No                                  |                       |
| EW-11   | 04/29/21 | 637.20           | 639.14        | 622.20        | 602.20        | 18.70                        | <b>4.40</b>                   | 23.10                      | 17.75                    | 619.45                 | No                                  |                       |
| EW-11   | 05/06/21 | 637.20           | 639.14        | 622.20        | 602.20        | 18.73                        | <b>4.32</b>                   | 23.05                      | 17.77                    | 619.43                 | No                                  | Bailed 8 gallons      |
| EW-11   | 05/13/21 | 637.20           | 639.14        | 622.20        | 602.20        | 18.96                        | <b>3.55</b>                   | 22.51                      | 17.82                    | 619.38                 | No                                  | Bailed 6 gallons      |
| EW-11   | 05/19/21 | 637.20           | 639.14        | 622.20        | 602.20        | 18.91                        | <b>3.97</b>                   | 22.88                      | 17.87                    | 619.33                 | No                                  | Bailed 5.75 gallons   |
| EW-11   | 05/28/21 | 637.20           | 639.14        | 622.20        | 602.20        | 18.84                        | <b>3.35</b>                   | 22.19                      | 17.66                    | 619.54                 | No                                  | Bailed 5.5 gallons    |
| EW-11   | 06/08/21 | 637.20           | 639.14        | 622.20        | 602.20        | 18.60                        | <b>4.87</b>                   | 23.47                      | 17.76                    | 619.44                 | No                                  | Bailed 7 gallons      |
| Tank 1  | 01/22/02 | ----             | ----          | ----          | ----          | NP                           | <b>0.00</b>                   | 4.84                       | ----                     | ----                   | ----                                |                       |
| Tank 1  | 02/26/02 | ----             | ----          | ----          | ----          | 3.81                         | <b>1.07</b>                   | 4.88                       | ----                     | ----                   | ----                                |                       |
| Tank 1  | 03/20/02 | ----             | ----          | ----          | ----          | 4.29                         | <b>0.59</b>                   | 4.88                       | ----                     | ----                   | ----                                |                       |
| Tank 1  | 04/24/02 | ----             | ----          | ----          | ----          | NP                           | <b>0.00</b>                   | 5.15                       | ----                     | ----                   | ----                                | Tank Empty            |
| Tank 1  | 05/15/02 | ----             | ----          | ----          | ----          | 3.56                         | <b>1.34</b>                   | 4.90                       | ----                     | ----                   | ----                                |                       |
| Tank 1  | 06/27/02 | ----             | ----          | ----          | ----          | 3.06                         | <b>1.82</b>                   | 4.88                       | ----                     | ----                   | ----                                |                       |
| Tank 1  | 07/25/02 | ----             | ----          | ----          | ----          | 2.55                         | <b>2.34</b>                   | 4.89                       | ----                     | ----                   | ----                                |                       |
| Tank 1  | 08/20/02 | ----             | ----          | ----          | ----          | 2.41                         | <b>2.48</b>                   | 4.89                       | ----                     | ----                   | ----                                |                       |
| Tank 1  | 09/30/02 | ----             | ----          | ----          | ----          | 2.36                         | <b>2.53</b>                   | 4.89                       | ----                     | ----                   | ----                                |                       |
| Tank 1  | 11/05/02 | ----             | ----          | ----          | ----          | 2.38                         | <b>2.49</b>                   | 4.87                       | ----                     | ----                   | ----                                |                       |
| Tank 1  | 12/23/02 | ----             | ----          | ----          | ----          | 2.39                         | <b>2.50</b>                   | 4.89                       | ----                     | ----                   | ----                                |                       |
| Tank 1  | 01/28/03 | ----             | ----          | ----          | ----          | 2.39                         | <b>2.52</b>                   | 4.91                       | ----                     | ----                   | ----                                |                       |
| Tank 1  | 02/19/03 | ----             | ----          | ----          | ----          | 2.26                         | <b>2.65</b>                   | 4.91                       | ----                     | ----                   | ----                                |                       |
| Tank 1  | 04/17/03 | ----             | ----          | ----          | ----          | 1.64                         | <b>3.27</b>                   | 4.91                       | ----                     | ----                   | ----                                |                       |
| Tank 1  | 05/15/03 | ----             | ----          | ----          | ----          | 4.59                         | <b>0.43</b>                   | 5.02                       | ----                     | ----                   | ----                                |                       |
| Tank 1  | 06/10/03 | ----             | ----          | ----          | ----          | 4.25                         | <b>0.78</b>                   | 5.03                       | ----                     | ----                   | ----                                |                       |
| Tank 1  | 07/30/03 | ----             | ----          | ----          | ----          | 4.89                         | <b>0.12</b>                   | 5.01                       | ----                     | ----                   | ----                                |                       |
| Tank 1  | 08/12/03 | ----             | ----          | ----          | ----          | 4.68                         | <b>0.33</b>                   | 5.01                       | ----                     | ----                   | ----                                |                       |
| Tank 1  | 09/08/03 | ----             | ----          | ----          | ----          | 4.66                         | <b>0.35</b>                   | 5.01                       | ----                     | ----                   | ----                                |                       |
| Tank 1  | 10/02/03 | ----             | ----          | ----          | ----          | 4.35                         | <b>0.70</b>                   | 5.05                       | ----                     | ----                   | ----                                |                       |
| Tank 1  | 12/03/03 | ----             | ----          | ----          | ----          | 3.81                         | <b>1.22</b>                   | 5.03                       | ----                     | ----                   | ----                                |                       |
| Tank 2  | 01/22/02 | ----             | ----          | ----          | ----          | 4.87                         | <b>0.08</b>                   | 4.95                       | ----                     | ----                   | ----                                |                       |
| Tank 2  | 02/26/02 | ----             | ----          | ----          | ----          | 4.84                         | <b>0.10</b>                   | 4.94                       | ----                     | ----                   | ----                                |                       |
| Tank 2  | 03/20/02 | ----             | ----          | ----          | ----          | 4.68                         | <b>0.26</b>                   | 4.94                       | ----                     | ----                   | ----                                |                       |
| Tank 2  | 04/24/02 | ----             | ----          | ----          | ----          | NP                           | <b>0.00</b>                   | 5.05                       | ----                     | ----                   | ----                                |                       |

**Table 3**  
**Groundwater and LNAPL Gauging Data - Terminal**  
Former Amoco Terminal  
Superior, Wisconsin

| Well ID   | Date     | Ground Elevation | TOC Elevation | TOS Elevation | BOS Elevation | Depth to Product (feet BTOC) | Free Product Thickness (feet) | Depth to Water (feet BTOC) | Corrected DTW (feet bgs) | Corrected GW Elevation | Screen Submerged Below Water Table? | Comments/Observations |
|-----------|----------|------------------|---------------|---------------|---------------|------------------------------|-------------------------------|----------------------------|--------------------------|------------------------|-------------------------------------|-----------------------|
| Tank 2    | 05/15/02 | ----             | ----          | ----          | ----          | 4.65                         | <b>0.31</b>                   | 4.96                       | ----                     | ----                   | ----                                |                       |
| Tank 2    | 06/27/02 | ----             | ----          | ----          | ----          | 4.65                         | <b>0.32</b>                   | 4.97                       | ----                     | ----                   | ----                                |                       |
| Tank 2    | 07/25/02 | ----             | ----          | ----          | ----          | 4.64                         | <b>0.34</b>                   | 4.98                       | ----                     | ----                   | ----                                |                       |
| Tank 2    | 08/20/02 | ----             | ----          | ----          | ----          | 4.64                         | <b>0.34</b>                   | 4.98                       | ----                     | ----                   | ----                                |                       |
| Tank 2    | 09/30/02 | ----             | ----          | ----          | ----          | 4.65                         | <b>0.33</b>                   | 4.98                       | ----                     | ----                   | ----                                |                       |
| Tank 2    | 11/05/02 | ----             | ----          | ----          | ----          | 4.67                         | <b>0.28</b>                   | 4.95                       | ----                     | ----                   | ----                                |                       |
| Tank 2    | 12/23/02 | ----             | ----          | ----          | ----          | 4.69                         | <b>0.29</b>                   | 4.98                       | ----                     | ----                   | ----                                |                       |
| Tank 2    | 01/28/03 | ----             | ----          | ----          | ----          | 4.71                         | <b>0.28</b>                   | 4.99                       | ----                     | ----                   | ----                                |                       |
| Tank 2    | 02/19/03 | ----             | ----          | ----          | ----          | NM                           | <b>NM</b>                     | NM                         | ----                     | ----                   | ----                                |                       |
| Tank 2    | 04/17/03 | ----             | ----          | ----          | ----          | NM                           | <b>NM</b>                     | NM                         | ----                     | ----                   | ----                                |                       |
| Tank 2    | 05/15/03 | ----             | ----          | ----          | ----          | NM                           | <b>NM</b>                     | NM                         | ----                     | ----                   | ----                                |                       |
| Tank 2    | 06/10/03 | ----             | ----          | ----          | ----          | NM                           | <b>NM</b>                     | NM                         | ----                     | ----                   | ----                                |                       |
| Tank 2    | 10/23/03 | ----             | ----          | ----          | ----          | NM                           | <b>NM</b>                     | NM                         | ----                     | ----                   | ----                                |                       |
| Tank 2    | 10/02/03 | ----             | ----          | ----          | ----          | 4.57                         | <b>0.48</b>                   | 5.05                       | ----                     | ----                   | ----                                |                       |
| Tank 2    | 01/20/04 | ----             | ----          | ----          | ----          | 4.58                         | <b>0.45</b>                   | 5.03                       | ----                     | ----                   | ----                                |                       |
| Tank 2    | 07/28/04 | ----             | ----          | ----          | ----          | 4.32                         | <b>0.71</b>                   | 5.03                       | ----                     | ----                   | ----                                |                       |
| VE-1      | 07/20/11 | 634.30           | 636.30        | 620.30        | 605.30        | NP                           | <b>0.00</b>                   | 17.24                      | 15.24                    | 619.06                 | No                                  |                       |
| VE-1      | 09/20/12 |                  | 636.30        |               |               | 19.33                        | <b>1.27</b>                   | 20.60                      | -616.68                  |                        | No                                  |                       |
| VE-1      | 10/22/12 | NM               |               |               |               |                              |                               |                            |                          |                        |                                     |                       |
| VE-1      | 12/20/12 |                  | 636.30        |               |               | 20.25                        | <b>1.51</b>                   | 21.76                      | -615.71                  |                        | No                                  |                       |
| VE-2      | 07/20/11 | 634.20           | 636.20        | 621.20        | 606.20        | NP                           | <b>0.00</b>                   | 17.10                      | 15.10                    | 619.10                 | No                                  |                       |
| VE-2      | 09/20/12 |                  | 636.20        |               |               | 19.48                        | <b>2.27</b>                   | 21.75                      | -616.21                  |                        | No                                  |                       |
| VE-2      | 10/22/12 |                  | 636.20        |               |               | 14.60                        | <b>1.00</b>                   | 15.60                      | -621.37                  |                        | No                                  |                       |
| VE-2      | 12/20/12 |                  | 636.20        |               |               | 20.50                        | <b>1.30</b>                   | 21.80                      | -615.41                  |                        | No                                  |                       |
| VE-3      | 07/20/11 | 635.00           | 637.10        | 623.00        | 608.00        | NP                           | <b>0.00</b>                   | 17.38                      | 15.28                    | 619.72                 | No                                  |                       |
| VE-3      | 09/20/12 |                  | 637.10        |               |               | 20.08                        | <b>0.19</b>                   | 20.27                      | -616.98                  |                        | No                                  |                       |
| VE-3      | 10/22/12 | NM               |               |               |               |                              |                               |                            |                          |                        |                                     |                       |
| VE-3      | 12/20/12 |                  | 637.10        |               |               | 20.60                        | <b>2.67</b>                   | 23.27                      | -615.90                  |                        | No                                  |                       |
| VE-4      | 07/20/11 | 634.00           | 636.10        | 622.00        | 607.00        | NP                           | <b>0.00</b>                   | 16.58                      | 14.48                    | 619.52                 | No                                  |                       |
| VE-4      | 09/20/12 |                  | 636.10        |               |               | 19.21                        | <b>1.20</b>                   | 20.41                      | -616.62                  |                        | No                                  |                       |
| VE-4      | 10/22/12 |                  | 636.10        |               |               | 19.86                        | <b>0.83</b>                   | 20.69                      | -616.05                  |                        | No                                  |                       |
| VE-4      | 12/20/12 |                  | 636.10        |               |               | 19.75                        | <b>3.89</b>                   | 23.64                      | -615.47                  |                        | No                                  |                       |
| Dock Tank | 06/29/00 | ----             | ----          | ----          | ----          | 6.67                         | <b>0.25</b>                   | 6.92                       | ----                     | ----                   | ----                                |                       |
| Dock Tank | 01/22/02 | ----             | ----          | ----          | ----          | 6.38                         | <b>0.51</b>                   | 6.89                       | ----                     | ----                   | ----                                |                       |
| Dock Tank | 04/24/02 | ----             | ----          | ----          | ----          | 6.35                         | <b>0.50</b>                   | 6.85                       | ----                     | ----                   | ----                                |                       |



**Table 3**  
**Groundwater and LNAPL Gauging Data - Terminal**  
Former Amoco Terminal  
Superior, Wisconsin

| Well ID | Date | Ground Elevation | TOC Elevation | TOS Elevation | BOS Elevation | Depth to Product (feet BTOC) | Free Product Thickness (feet) | Depth to Water (feet BTOC) | Corrected DTW (feet bgs) | Corrected GW Elevation | Screen Submerged Below Water Table? | Comments/Observations |
|---------|------|------------------|---------------|---------------|---------------|------------------------------|-------------------------------|----------------------------|--------------------------|------------------------|-------------------------------------|-----------------------|
|---------|------|------------------|---------------|---------------|---------------|------------------------------|-------------------------------|----------------------------|--------------------------|------------------------|-------------------------------------|-----------------------|

UST REMOVED OCTOBER 3, 2002

**Notes:**  
NM = Not Measured  
NP = No Product  
BTOC = Below Top of Casing  
AMSL = Above Mean Sea Level  
\* Corrections for free product made using: TOC elevation-[depth to ground water-(product thickness \* product density)]  
Average Product Density = 0.77 g/cm3 based on average of 4 NE terminal wells (Table 8) - MW-32, RW-2, RW-4 and RW-6

**Table 4**  
**Groundwater and LNAPL Gauging Data - Barge Dock**  
Former Amoco Terminal  
Superior, Wisconsin

| Well ID | Date       | Ground Elev. | TOC Elev. | TOS Elev. | BOS Elev. | Depth to Product (feet BTOC) | Free Product Thickness (feet) | Depth to Water (feet BTOC) | Corrected DTW (feet bgs) | Corrected GW Elevation | Change in Corrected GW Elevation | Liquid in Well (feet) | Screen Submerged Below Water Table? (YES/NO) | Comments/Observations      |
|---------|------------|--------------|-----------|-----------|-----------|------------------------------|-------------------------------|----------------------------|--------------------------|------------------------|----------------------------------|-----------------------|--|----------------------------|
| MWAST-2 | 10/22/2003 | 628.28       | 630.85    | 623.28    | 608.28    | 16.86                        | 4.50                          | 21.36                      | 15.26                    | 613.02                 | NA                               | 5.71                  | No   |                            |
| MWAST-2 | 12/3/2003  | 628.28       | 630.85    | 623.28    | 608.28    | 18.01                        | 4.45                          | 22.46                      | 16.40                    | 611.88                 | -1.14                            | 4.56                  | No   |                            |
| MWAST-2 | 1/8/2004   | 628.28       | 630.85    | 623.28    | 608.28    | 17.65                        | 4.04                          | 21.69                      | 15.95                    | 612.33                 | 0.45                             | 4.92                  | No   |                            |
| MWAST-2 | 1/20/2004  | 628.28       | 630.85    | 623.28    | 608.28    | 17.71                        | 3.96                          | 21.67                      | 15.99                    | 612.29                 | -0.04                            | 4.86                  | No   |                            |
| MWAST-2 | 4/19/2004  | 628.28       | 630.85    | 623.28    | 608.28    | 16.51                        | 4.88                          | 21.39                      | 14.99                    | 613.29                 | 1.00                             | 6.06                  | No   |                            |
| MWAST-2 | 7/27/2004  | 628.28       | 630.85    | 623.28    | 608.28    | 15.18                        | 5.77                          | 20.95                      | 13.85                    | 614.43                 | 1.14                             | 7.39                  | No   |                            |
| MWAST-2 | 11/15/2004 | 628.28       | 630.85    | 623.28    | 608.28    | 13.82                        | 6.52                          | 20.34                      | 12.65                    | 615.63                 | 1.20                             | 8.75                  | No   |                            |
| MWAST-2 | 4/18/2005  | 628.28       | 630.85    | 623.28    | 608.28    | 14.22                        | 5.87                          | 20.09                      | 12.91                    | 615.37                 | -0.26                            | 8.35                  | No   |                            |
| MWAST-2 | 9/9/2005   | 628.28       | 630.85    | 623.28    | 608.28    | 15.71                        | 4.80                          | 20.51                      | 14.17                    | 614.11                 | -1.26                            | 6.86                  | No   |                            |
| MWAST-2 | 10/11/2005 | 628.28       | 630.85    | 623.28    | 608.28    | 13.34                        | 6.60                          | 19.94                      | 12.19                    | 616.09                 | 1.98                             | 9.23                  | No   |                            |
| MWAST-2 | 5/23/2006  | 628.28       | 630.85    | 623.28    | 608.28    | 12.43                        | 7.21                          | 19.64                      | 11.41                    | 616.87                 | 0.78                             | 10.14                 | No   |                            |
| MWAST-2 | 10/16/2006 | 628.28       | 630.85    | 623.28    | 608.28    | 15.85                        | 4.62                          | 20.47                      | 14.27                    | 614.01                 | -2.86                            | 6.72                  | No   |                            |
| MWAST-2 | 4/23/2007  | 628.28       | 630.85    | 623.28    | 608.28    | 15.76                        | 4.74                          | 20.50                      | 14.21                    | 614.07                 | 0.06                             | 6.81                  | No   |                            |
| MWAST-2 | 9/25/2007  | 628.28       | 630.72    | 623.28    | 608.28    | 15.74                        | 4.78                          | 20.52                      | 14.33                    | 613.95                 | -0.12                            | 6.70                  | No   |                            |
| MWAST-2 | 5/1/2008   | 628.28       | 630.72    | 623.28    | 608.28    | 12.09                        | 7.53                          | 19.62                      | 11.27                    | 617.01                 | 3.06                             | 10.35                 | No   |                            |
| MWAST-2 | 10/20/2008 | 628.28       | 630.72    | 623.28    | 608.28    | 11.84                        | 7.74                          | 19.58                      | 11.06                    | 617.22                 | 0.20                             | 10.60                 | No   |                            |
| MWAST-2 | 4/18/2009  | 628.28       | 630.72    | 623.28    | 608.28    | 13.18                        | 6.51                          | 19.69                      | 12.14                    | 616.14                 | -1.08                            | 9.26                  | No   |                            |
| MWAST-2 | 10/11/2009 | 628.28       | 630.72    | 623.28    | 608.28    | 15.21                        | 4.96                          | 20.17                      | 13.84                    | 614.44                 | -1.70                            | 7.23                  | No   |                            |
| MWAST-2 | 4/28/2010  | 628.28       | 630.72    | 623.28    | 608.28    | 14.91                        | 5.07                          | 19.98                      | 13.56                    | 614.72                 | 0.28                             | 7.53                  | No   |                            |
| MWAST-2 | 10/25/2010 | 628.28       | 630.72    | 623.28    | 608.28    | 12.54                        | 7.10                          | 19.64                      | 11.63                    | 616.65                 | 1.93                             | 9.90                  | No   |                            |
| MWAST-2 | 4/25/2011  | 628.28       | 630.72    | 623.28    | 608.28    | 13.29                        | 6.15                          | 19.44                      | 12.17                    | 616.11                 | -0.55                            | 9.15                  | No   |                            |
| MWAST-2 | 8/2/2011   | 628.28       | 630.72    | 623.28    | 608.28    | 11.6                         | 7.89                          | 19.49                      | 10.86                    | 617.42                 | 1.32                             | 10.84                 | No   |                            |
| MWAST-2 | 9/14/2011  | 628.28       | 630.72    | 623.28    | 608.28    | 13.53                        | 6.18                          | 19.71                      | 12.42                    | 615.86                 | -1.56                            | 8.91                  | No   |                            |
| MWAST-2 | 9/23/2011  | 628.28       | 630.72    | 623.28    | 608.28    | 13.89                        | 5.89                          | 19.78                      | 12.72                    | 615.56                 | -0.30                            | 8.55                  | No   |                            |
| MWAST-2 | 9/29/2011  | 628.28       | 630.72    | 623.28    | 608.28    | 13.94                        | 6.04                          | 19.98                      | 12.80                    | 615.48                 | -0.08                            | 8.50                  | No   |                            |
| MWAST-2 | 10/7/2011  | 628.28       | 630.72    | 623.28    | 608.28    | 14.27                        | 5.49                          | 19.76                      | 13.01                    | 615.27                 | -0.21                            | 8.17                  | No   |                            |
| MWAST-2 | 10/11/2011 | 628.28       | 630.72    | 623.28    | 608.28    | 14.58                        | 5.75                          | 20.33                      | 13.38                    | 614.90                 | -0.37                            | 7.86                  | No   |                            |
| MWAST-2 | 10/21/2011 | 628.28       | 630.72    | 623.28    | 608.28    | 14.7                         | 5.38                          | 20.08                      | 13.42                    | 614.86                 | -0.04                            | 7.74                  | No   |                            |
| MWAST-2 | 10/27/2011 | 628.28       | 630.72    | 623.28    | 608.28    | 14.79                        | 5.35                          | 20.14                      | 13.50                    | 614.78                 | -0.08                            | 7.65                  | No   |                            |
| MWAST-2 | 11/3/2011  | 628.28       | 630.72    | 623.28    | 608.28    | 15.06                        | 5.27                          | 20.33                      | 13.75                    | 614.53                 | -0.25                            | 7.38                  | No   |                            |
| MWAST-2 | 11/9/2011  | 628.28       | 630.72    | 623.28    | 608.28    | 15.12                        | 4.81                          | 19.93                      | 13.71                    | 614.57                 | 0.04                             | 7.32                  | No   |                            |
| MWAST-2 | 11/17/2011 | 628.28       | 630.72    | 623.28    | 608.28    | 15.47                        | 4.69                          | 20.16                      | 14.04                    | 614.24                 | -0.32                            | 6.97                  | No   |                            |
| MWAST-2 | 11/22/2011 | 628.28       | 630.72    | 623.28    | 608.28    | 15.51                        | 4.62                          | 20.13                      | 14.06                    | 614.22                 | -0.02                            | 6.93                  | No   |                            |
| MWAST-2 | 12/1/2011  | 628.28       | 630.72    | 623.28    | 608.28    | 15.75                        | 4.72                          | 20.47                      | 14.32                    | 613.96                 | -0.26                            | 6.69                  | No   |                            |
| MWAST-2 | 1/4/2012   | 628.28       | 630.72    | 623.28    | 608.28    | 16.32                        | 4.16                          | 20.48                      | 14.77                    | 613.51                 | -0.45                            | 6.12                  | No   |                            |
| MWAST-2 | 2/16/2012  | 628.28       | 630.72    | 623.28    | 608.28    | 17.24                        | 3.28                          | 20.52                      | 15.50                    | 612.78                 | -0.73                            | 5.20                  | No   |                            |
| MWAST-2 | 3/13/2012  | 628.28       | 630.72    | 623.28    | 608.28    | 17.28                        | 3.16                          | 20.44                      | 15.52                    | 612.76                 | -0.01                            | 5.16                  | No   |                            |
| MWAST-2 | 4/11/2012  | 628.28       | 630.72    | 623.28    | 608.28    | 16.49                        | 3.61                          | 20.10                      | 14.83                    | 613.45                 | 0.69                             | 5.95                  | No   | Spill Buddy Before Reading |
| MWAST-2 | 4/16/2012  | 628.28       | 630.72    | 623.28    | 608.28    | 16.28                        | 3.93                          | 20.21                      | 14.68                    | 613.60                 | 0.14                             | 6.16                  | No   |                            |
| MWAST-2 | 5/18/2012  | 628.28       | 630.72    | 623.28    | 608.28    | 14.85                        | 5.03                          | 19.88                      | 13.49                    | 614.79                 | 1.19                             | 7.59                  | No   |                            |
| MWAST-2 | 6/28/2012  | 628.28       | 630.72    | 623.28    | 608.28    | 10.77                        | 8.46                          | 19.23                      | 10.15                    | 618.13                 | 3.34                             | 11.67                 | No   |                            |

**Table 4**  
**Groundwater and LNAPL Gauging Data - Barge Dock**  
**Former Amoco Terminal**  
**Superior, Wisconsin**

| Well ID | Date       | Ground Elev. | TOC Elev. | TOS Elev. | BOS Elev. | Depth to Product (feet BTOC) | Free Product Thickness (feet) | Depth to Water (feet BTOC) | Corrected DTW (feet bgs) | Corrected GW Elevation | Change in Corrected GW Elevation | Liquid in Well (feet) | Screen Submerged Below Water Table? (YES/NO) | Comments/Observations      |
|---------|------------|--------------|-----------|-----------|-----------|------------------------------|-------------------------------|----------------------------|--------------------------|------------------------|----------------------------------|-----------------------|--|----------------------------|
| MWAST-2 | 7/10/2012  | 628.28       | 630.72    | 623.28    | 608.28    | 12.42                        | 6.96                          | 19.38                      | 11.48                    | 616.80                 | -1.33                            | 10.02                 | No   | Spill Buddy Before Reading |
| MWAST-2 | 7/24/2012  | 628.28       | 630.72    | 623.28    | 608.28    | 13.77                        | 5.73                          | 19.50                      | 12.56                    | 615.72                 | -1.09                            | 8.67                  | No   |                            |
| MWAST-2 | 8/17/2012  | 628.28       | 630.72    | 623.28    | 608.28    | 14.54                        | 5.12                          | 19.66                      | 13.20                    | 615.08                 | -0.64                            | 7.90                  | No   |                            |
| MWAST-2 | 8/28/2012  | 628.28       | 630.72    | 623.28    | 608.28    | 14.99                        | 4.83                          | 19.82                      | 13.59                    | 614.69                 | -0.39                            | 7.45                  | No   | Spill Buddy Before Reading |
| MWAST-2 | 9/17/2012  | 628.28       | 630.72    | 623.28    | 608.28    | 15.7                         | 4.30                          | 20.00                      | 14.18                    | 614.10                 | -0.60                            | 6.74                  | No   |                            |
| MWAST-2 | 9/28/2012  | 628.28       | 630.72    | 623.28    | 608.28    | 16.09                        | 4.00                          | 20.09                      | 14.51                    | 613.77                 | -0.33                            | 6.35                  | No   | Spill Buddy Before Reading |
| MWAST-2 | 9/30/2012  | 628.28       | 630.72    | 623.28    | 608.28    | 16.16                        | 3.61                          | 19.77                      | 14.50                    | 613.78                 | 0.01                             | 6.28                  | No   |                            |
| MWAST-2 | 11/21/2012 | 628.28       | 630.72    | 623.28    | 608.28    | 16.56                        | 3.70                          | 20.26                      | 14.91                    | 613.37                 | -0.42                            | 5.88                  | No   |                            |
| MWAST-2 | 12/17/2012 | 628.28       | 630.72    | 623.28    | 608.28    | 16.84                        | 3.49                          | 20.33                      | 15.15                    | 613.13                 | -0.23                            | 5.60                  | No   |                            |
| MWAST-2 | 3/25/2013  | 628.28       | 630.72    | 623.28    | 608.28    | 18.1                         | 2.73                          | 20.83                      | 16.25                    | 612.03                 | -1.10                            | 4.34                  | No   |                            |
| MWAST-2 | 5/5/2013   | 628.28       | 630.72    | 623.28    | 608.28    | 15.34                        | 4.89                          | 20.23                      | 13.95                    | 614.33                 | 2.30                             | 7.10                  | No   |                            |
| MWAST-2 | 10/3/2013  | 628.28       | 630.72    | 623.28    | 608.28    | 16.1                         | 4.46                          | 20.56                      | 14.62                    | 613.66                 | -0.67                            | 6.34                  | No   |                            |
| MWAST-2 | 5/22/2014  | 628.28       | 630.72    | 623.28    | 608.28    | 11                           | 8.58                          | 19.58                      | 10.40                    | 617.88                 | 4.21                             | 11.44                 | No   |                            |
| MWAST-2 | 10/31/2014 | 628.28       | 630.72    | 623.28    | 608.28    | 13.8                         | 6.09                          | 19.89                      | 12.67                    | 615.61                 | -2.27                            | 8.64                  | No   |                            |
| MWAST-2 | 4/15/2015  | 628.28       | 630.72    | 623.28    | 608.28    | 16.3                         | 4.13                          | 20.43                      | 14.75                    | 613.53                 | -2.08                            | 6.14                  | No   |                            |
| MWAST-2 | 4/22/2015  | 628.28       | 630.72    | 623.28    | 608.28    | 15.65                        | 4.55                          | 20.20                      | 14.19                    | 614.09                 | 0.56                             | 6.79                  | No   |                            |
| MWAST-2 | 4/29/2015  | 628.28       | 630.72    | 623.28    | 608.28    | 15.37                        | 4.59                          | 19.96                      | 13.92                    | 614.36                 | 0.27                             | 7.07                  | No   |                            |
| MWAST-2 | 5/6/2015   | 628.28       | 630.72    | 623.28    | 608.28    | 15.35                        | 4.49                          | 19.84                      | 13.87                    | 614.41                 | 0.04                             | 7.09                  | No   |                            |
| MWAST-2 | 5/12/2015  | 628.28       | 630.72    | 623.28    | 608.28    | 14.75                        | 4.98                          | 19.73                      | 13.38                    | 614.90                 | 0.49                             | 7.69                  | No   |                            |
| MWAST-2 | 6/9/2015   | 628.28       | 630.72    | 623.28    | 608.28    | 13.22                        | 6.31                          | 19.53                      | 12.14                    | 616.14                 | 1.24                             | 9.22                  | No   |                            |
| MWAST-2 | 10/5/2015  | 628.28       | 630.72    | 623.28    | 608.28    | 13.06                        | 6.54                          | 19.60                      | 12.03                    | 616.25                 | 0.11                             | 9.38                  | No   |                            |
| MWAST-2 | 5/23/2016  | 628.28       | 630.72    | 623.28    | 608.28    | 10.69                        | 8.85                          | 19.54                      | 10.15                    | 618.13                 | 1.87                             | 11.75                 | No   |                            |
| MWAST-2 | 10/3/2016  | 628.28       | 630.72    | 623.28    | 608.28    | 12.97                        | 6.49                          | 19.46                      | 11.92                    | 616.36                 | -1.77                            | 9.47                  | No   |                            |
| MWAST-2 | 5/22/2017  | 628.28       | 630.72    | 623.28    | 608.28    | 9.93                         | 7.50                          | 17.43                      | 9.10                     | 619.18                 | 2.82                             | 12.51                 | No   |                            |
| MWAST-2 | 5/31/2017  | 628.28       | 630.72    | 623.28    | 608.28    | 9.31                         | 10.00                         | 19.31                      | 9.02                     | 619.26                 | 0.08                             | 13.13                 | No   |                            |
| MWAST-2 | 6/29/2017  | 628.28       | 630.72    | 623.28    | 608.28    | 11.81                        | 7.63                          | 19.44                      | 11.01                    | 617.27                 | -1.99                            | 10.63                 | No   |                            |
| MWAST-2 | 8/8/2017   | 628.28       | 630.72    | 623.28    | 608.28    | 11.66                        | 7.58                          | 19.24                      | 10.85                    | 617.43                 | 0.16                             | 10.78                 | No   |                            |
| MWAST-2 | 8/15/2017  | 628.28       | 630.72    | 623.28    | 608.28    | 11.31                        | 5.80                          | 17.11                      | 10.12                    | 618.16                 | 0.73                             | 11.13                 | No   |                            |
| MWAST-2 | 8/22/2017  | 628.28       | 630.72    | 623.28    | 608.28    | 11.56                        | 3.39                          | 14.95                      | 9.85                     | 618.43                 | 0.27                             | 10.88                 | No   |                            |
| MWAST-2 | 10/26/2017 | 628.28       | 630.72    | 623.28    | 608.28    | 10.16                        | 6.53                          | 16.69                      | 9.12                     | 619.16                 | 1.73                             | 12.28                 | No   |                            |
| MWAST-2 | 5/28/2019  | 628.28       | 630.72    | 623.28    | 608.28    | 10.00                        | 9.04                          | 19.04                      | 9.50                     | 618.78                 | 0.61                             | 12.44                 | No   |                            |
| MWAST-2 | 7/25/2019  | 628.28       | 630.72    | 623.28    | 608.28    | 13.01                        | 5.99                          | 19.00                      | 11.86                    | 616.42                 | -2.01                            | 9.43                  | No   |                            |
| MWAST-2 | 10/8/2019  | 628.28       | 630.72    | 623.28    | 608.28    | 11.79                        | 5.69                          | 17.48                      | 10.57                    | 617.71                 | -1.45                            | 10.65                 | No   |                            |
| MWAST-2 | 5/26/2020  | 628.28       | 630.72    | 623.28    | 608.28    | 11.32                        | 7.57                          | 18.89                      | 10.51                    | 617.77                 | -1.00                            | 11.12                 | No   |                            |
| MWAST-2 | 5/24/2021  | 628.28       | 630.72    | 623.28    | 608.28    | 12.68                        | 6.46                          | 19.14                      | 11.63                    | 616.65                 | 0.23                             | 9.76                  | No   |                            |
| MWAST-3 | 10/22/2003 | 627.34       | 629.86    | 622.34    | 606.21    | NP                           | 0.00                          | 16.59                      | 14.07                    | 613.27                 | NA                               | 7.06                  | No   |                            |
| MWAST-3 | 1/20/2004  | 627.34       | 629.86    | 622.34    | 606.21    | NP                           | 0.00                          | 17.37                      | 14.85                    | 612.49                 | -0.78                            | 6.28                  | No   |                            |
| MWAST-3 | 4/19/2004  | 627.34       | 629.86    | 622.34    | 606.21    | NP                           | 0.00                          | 16.48                      | 13.96                    | 613.38                 | 0.89                             | 7.17                  | No   |                            |
| MWAST-3 | 7/27/2004  | 627.34       | 629.86    | 622.34    | 606.21    | NP                           | 0.00                          | 15.32                      | 12.80                    | 614.54                 | 1.16                             | 8.33                  | No   |                            |
| MWAST-3 | 11/16/2004 | 627.34       | 629.86    | 622.34    | 606.21    | NP                           | 0.00                          | 14.18                      | 11.66                    | 615.68                 | 1.14                             | 9.47                  | No   |                            |

**Table 4**  
**Groundwater and LNAPL Gauging Data - Barge Dock**  
**Former Amoco Terminal**  
**Superior, Wisconsin**

| Well ID | Date       | Ground Elev. | TOC Elev. | TOS Elev. | BOS Elev. | Depth to Product (feet BTOC) | Free Product Thickness (feet) | Depth to Water (feet BTOC) | Corrected DTW (feet bgs) | Corrected GW Elevation | Change in Corrected GW Elevation | Liquid in Well (feet) | Screen Submerged Below Water Table? (YES/NO) | Comments/Observations |
|---------|------------|--------------|-----------|-----------|-----------|------------------------------|-------------------------------|----------------------------|--------------------------|------------------------|----------------------------------|-----------------------|--|-----------------------|
| MWAST-3 | 4/18/2005  | 627.34       | 629.86    | 622.34    | 606.21    | NP                           | 0.00                          | 14.10                      | 11.58                    | 615.76                 | 0.08                             | 9.55                  | No   |                       |
| MWAST-3 | 9/9/2005   | 627.34       | 629.86    | 622.34    | 606.21    | NP                           | 0.00                          | 15.51                      | 12.99                    | 614.35                 | -1.41                            | 8.14                  | No   |                       |
| MWAST-3 | 10/11/2005 | 627.34       | 629.86    | 622.34    | 606.21    | NP                           | 0.00                          | 13.75                      | 11.23                    | 616.11                 | 1.76                             | 9.90                  | No   |                       |
| MWAST-3 | 5/23/2006  | 627.34       | 629.86    | 622.34    | 606.21    | NP                           | 0.00                          | 12.80                      | 10.28                    | 617.06                 | 0.95                             | 10.85                 | No   |                       |
| MWAST-3 | 10/16/2006 | 627.34       | 629.86    | 622.34    | 606.21    | NP                           | 0.00                          | 15.79                      | 13.27                    | 614.07                 | -2.99                            | 7.86                  | No   |                       |
| MWAST-3 | 4/23/2007  | 627.34       | 629.86    | 622.34    | 606.21    | NP                           | 0.00                          | 15.80                      | 13.28                    | 614.06                 | -0.01                            | 7.85                  | No   |                       |
| MWAST-3 | 9/25/2007  | 627.34       | 629.69    | 622.34    | 606.21    | NP                           | 0.00                          | 15.82                      | 13.47                    | 613.87                 | -0.19                            | 7.66                  | No   |                       |
| MWAST-3 | 5/1/2008   | 627.34       | 629.69    | 622.34    | 606.21    | NP                           | 0.00                          | 12.38                      | 10.03                    | 617.31                 | 3.44                             | 11.10                 | No   |                       |
| MWAST-3 | 10/20/2008 | 627.34       | 629.69    | 622.34    | 606.21    | NP                           | 0.00                          | 12.36                      | 10.01                    | 617.33                 | 0.02                             | 11.12                 | No   |                       |
| MWAST-3 | 8/31/2011  | 627.34       | 629.69    | 622.34    | 606.21    | NP                           | 0.00                          | 12.49                      | 10.14                    | 617.20                 | -0.13                            | 10.99                 | No   |                       |
| MWAST-3 | 10/11/2011 | 627.34       | 629.69    | 622.34    | 606.21    | NP                           | 0.00                          | 14.33                      | 11.98                    | 615.36                 | -1.84                            | 9.15                  | No   |                       |
| MWAST-3 | 1/4/2012   | 627.34       | 629.69    | 622.34    | 606.21    | NP                           | 0.00                          | 15.77                      | 13.42                    | 613.92                 | -1.44                            | 7.71                  | No   |                       |
| MWAST-3 | 4/16/2012  | 627.34       | 629.69    | 622.34    | 606.21    | NP                           | 0.00                          | 15.88                      | 13.53                    | 613.81                 | -0.11                            | 7.60                  | No   |                       |
| MWAST-3 | 6/28/2012  | 627.34       | 629.69    | 622.34    | 606.21    | NP                           | 0.00                          | 11.21                      | 8.86                     | 618.48                 | 4.67                             | 12.27                 | No   |                       |
| MWAST-3 | 9/30/2012  | 627.34       | 629.69    | 622.34    | 606.21    | NP                           | 0.00                          | 15.44                      | 13.09                    | 614.25                 | -4.23                            | 8.04                  | No   |                       |
| MWAST-3 | 12/17/2012 | 627.34       | 629.69    | 622.34    | 606.21    | NP                           | 0.00                          | 16.29                      | 13.94                    | 613.40                 | -0.85                            | 7.19                  | No   |                       |
| MWAST-3 | 3/25/2013  | 627.34       | 629.69    | 622.34    | 606.21    | NP                           | 0.00                          | 17.30                      | 14.95                    | 612.39                 | -1.01                            | 6.18                  | No   |                       |
| MWAST-3 | 5/5/2013   | 627.34       | 629.69    | 622.34    | 606.21    | NP                           | 0.00                          | 15.36                      | 13.01                    | 614.33                 | 1.94                             | 8.12                  | No   |                       |
| MWAST-3 | 10/3/2013  | 627.34       | 629.69    | 622.34    | 606.21    | NP                           | 0.00                          | 15.78                      | 13.43                    | 613.91                 | -0.42                            | 7.70                  | No   |                       |
| MWAST-3 | 5/21/2014  | 627.34       | 629.69    | 622.34    | 606.21    | NP                           | 0.00                          | 11.52                      | 9.17                     | 618.17                 | 4.26                             | 11.96                 | No   |                       |
| MWAST-3 | 10/31/2014 | 627.34       | 629.69    | 622.34    | 606.21    | NP                           | 0.00                          | 13.70                      | 11.35                    | 615.99                 | -2.18                            | 9.78                  | No   |                       |
| MWAST-3 | 5/6/2015   | 627.34       | 629.69    | 622.34    | 606.21    | NP                           | 0.00                          | 15.10                      | 12.75                    | 614.59                 | -1.40                            | 8.38                  | No   |                       |
| MWAST-3 | 10/5/2015  | 627.34       | 629.69    | 622.34    | 606.21    | NP                           | 0.00                          | 13.39                      | 11.04                    | 616.30                 | 1.71                             | 10.09                 | No   |                       |
| MWAST-3 | 5/23/2016  | 627.34       | 629.69    | 622.34    | 606.21    | NP                           | 0.00                          | 11.10                      | 8.75                     | 618.59                 | 2.29                             | 12.38                 | No   |                       |
| MWAST-3 | 10/3/2016  | 627.34       | 629.69    | 622.34    | 606.21    | NP                           | 0.00                          | 13.18                      | 10.83                    | 616.51                 | -2.08                            | 10.30                 | No   |                       |
| MWAST-3 | 6/29/2017  | 627.34       | 629.69    | 622.34    | 606.21    | NP                           | 0.00                          | 12.06                      | 9.71                     | 617.63                 | 1.12                             | 11.42                 | No   |                       |
| MWAST-3 | 5/14/2018  | 627.34       | 629.69    | 622.34    | 606.21    | NP                           | 0.00                          | 13.72                      | 11.37                    | 615.97                 | -1.66                            | 9.76                  | No   |                       |
| MWAST-3 | 5/30/2018  | 627.34       | 629.69    | 622.34    | 606.21    | NP                           | 0.00                          | 13.52                      | 11.17                    | 616.17                 | 0.20                             | 9.96                  | No   |                       |
| MWAST-3 | 5/18/2018  | 627.34       | 629.69    | 622.34    | 606.21    | NP                           | 0.00                          | 11.85                      | 9.50                     | 617.84                 | 1.67                             | 11.63                 | No   |                       |
| MWAST-3 | 6/19/2018  | 627.34       | 629.69    | 622.34    | 606.21    | NP                           | 0.00                          | 11.85                      | 9.50                     | 617.84                 | 0.00                             | 11.63                 | No   |                       |
| MWAST-3 | 6/3/2019   | 627.34       | 629.69    | 622.34    | 606.21    | NP                           | 0.00                          | 11.38                      | 9.03                     | 618.31                 | 0.47                             | 12.10                 | No   |                       |
| MWAST-3 | 5/26/2020  | 627.34       | 629.69    | 622.34    | 606.21    | NP                           | 0.00                          | 11.53                      | 9.18                     | 618.16                 | -0.15                            | 11.95                 | No   |                       |
| MWAST-3 | 5/24/2021  | 627.34       | 629.69    | 622.34    | 606.21    | NP                           | 0.00                          | 12.93                      | 10.58                    | 616.76                 | -1.40                            | 10.55                 | No   |                       |
| MWAST-4 | 10/23/2003 | 628.17       | 630.76    | 618.17    | 608.17    | 15.34                        | 7.20                          | 22.54                      | 14.64                    | 613.53                 | NA                               | 7.25                  | No   |                       |
| MWAST-4 | 12/3/2003  | 628.17       | 630.76    | 618.17    | 608.17    | 15.55                        | 6.99                          | 22.54                      | 14.79                    | 613.38                 | -0.16                            | 7.04                  | No   |                       |
| MWAST-4 | 1/20/2004  | 628.17       | 630.76    | 618.17    | 608.17    | 15.91                        | 6.70                          | 22.61                      | 15.07                    | 613.10                 | -0.28                            | 6.68                  | No   |                       |
| MWAST-4 | 4/19/2004  | 628.17       | 630.76    | 618.17    | 608.17    | 15.86                        | 4.87                          | 20.73                      | 14.55                    | 613.62                 | 0.53                             | 6.73                  | No   |                       |
| MWAST-4 | 7/27/2004  | 628.17       | 630.76    | 618.17    | 608.17    | 14.87                        | 3.77                          | 18.64                      | 13.27                    | 614.90                 | 1.28                             | 7.72                  | No   |                       |
| MWAST-4 | 11/15/2004 | 628.17       | 630.76    | 618.17    | 608.17    | 13.97                        | 2.41                          | 16.38                      | 12.01                    | 616.16                 | 1.26                             | 8.62                  | No   |                       |
| MWAST-4 | 4/18/2005  | 628.17       | 630.76    | 618.17    | 608.17    | 14.08                        | 2.50                          | 16.58                      | 12.14                    | 616.03                 | -0.13                            | 8.51                  | No   |                       |

**Table 4**  
**Groundwater and LNAPL Gauging Data - Barge Dock**  
Former Amoco Terminal  
Superior, Wisconsin

| Well ID | Date       | Ground Elev. | TOC Elev. | TOS Elev. | BOS Elev. | Depth to Product (feet BTOC) | Free Product Thickness (feet) | Depth to Water (feet BTOC) | Corrected DTW (feet bgs) | Corrected GW Elevation | Change in Corrected GW Elevation | Liquid in Well (feet) | Screen Submerged Below Water Table? (YES/NO) | Comments/Observations      |
|---------|------------|--------------|-----------|-----------|-----------|------------------------------|-------------------------------|----------------------------|--------------------------|------------------------|----------------------------------|-----------------------|--|----------------------------|
| MWAST-4 | 9/9/2005   | 628.17       | 630.76    | 618.17    | 608.17    | 14.33                        | 5.84                          | 20.17                      | 13.27                    | 614.90                 | -1.12                            | 8.26                  | No   |                            |
| MWAST-4 | 10/11/2005 | 628.17       | 630.76    | 618.17    | 608.17    | 13.99                        | 1.61                          | 15.60                      | 11.82                    | 616.35                 | 1.45                             | 8.60                  | No   |                            |
| MWAST-4 | 5/23/2006  | 628.17       | 630.76    | 618.17    | 608.17    | 12.64                        | 2.17                          | 14.81                      | 10.62                    | 617.55                 | 1.20                             | 9.95                  | No   |                            |
| MWAST-4 | 10/16/2006 | 628.17       | 630.76    | 618.17    | 608.17    | 14.64                        | 6.27                          | 20.91                      | 13.69                    | 614.48                 | -3.07                            | 7.95                  | No   |                            |
| MWAST-4 | 4/23/2007  | 628.17       | 630.76    | 618.17    | 608.17    | 15.10                        | 4.81                          | 19.91                      | 13.77                    | 614.40                 | -0.08                            | 7.49                  | No   |                            |
| MWAST-4 | 9/25/2007  | 628.17       | 630.76    | 618.17    | 608.17    | 15.25                        | 5.59                          | 20.84                      | 14.12                    | 614.05                 | -0.35                            | 7.34                  | No   |                            |
| MWAST-4 | 5/1/2008   | 628.17       | 630.76    | 618.17    | 608.17    | 13.42                        | 1.00                          | 14.42                      | 11.09                    | 617.08                 | 3.03                             | 9.17                  | No   |                            |
| MWAST-4 | 10/20/2008 | 628.17       | 630.76    | 618.17    | 608.17    | 12.57                        | 1.78                          | 14.35                      | 10.45                    | 617.72                 | 0.65                             | 10.02                 | No   |                            |
| MWAST-4 | 8/31/2011  | 628.17       | 630.76    | 618.17    | 608.17    | 12.21                        | 3.01                          | 15.22                      | 10.41                    | 617.76                 | 0.04                             | 10.38                 | No   |                            |
| MWAST-4 | 10/10/2011 | 628.17       | 630.76    | 618.17    | 608.17    | 13.65                        | 5.23                          | 18.88                      | 12.43                    | 615.74                 | -2.02                            | 8.94                  | No   |                            |
| MWAST-4 | 1/4/2012   | 628.17       | 630.76    | 618.17    | 608.17    | 14.59                        | 7.05                          | 21.64                      | 13.85                    | 614.32                 | -1.42                            | 8.00                  | No   |                            |
| MWAST-4 | 4/11/2012  | 628.17       | 630.76    | 618.17    | 608.17    | 15.23                        | 6.13                          | 21.36                      | 14.25                    | 613.92                 | -0.40                            | 7.36                  | No   | Spill Buddy Before Reading |
| MWAST-4 | 4/16/2012  | 628.17       | 630.76    | 618.17    | 608.17    | 15.24                        | 5.43                          | 20.67                      | 14.07                    | 614.10                 | 0.17                             | 7.35                  | No   |                            |
| MWAST-4 | 6/28/2012  | 628.17       | 630.76    | 618.17    | 608.17    | 11.63                        | 1.73                          | 13.36                      | 9.49                     | 618.68                 | 4.58                             | 10.96                 | Yes  |                            |
| MWAST-4 | 7/3/2012   | 628.17       | 630.76    | 618.17    | 608.17    | 12.11                        | 1.47                          | 13.58                      | 9.90                     | 618.27                 | -0.41                            | 10.48                 | Yes  | Spill Buddy Before Reading |
| MWAST-4 | 8/28/2012  | 628.17       | 630.76    | 618.17    | 608.17    | 14.07                        | 3.86                          | 17.93                      | 12.49                    | 615.68                 | -2.59                            | 8.52                  | No   | Spill Buddy Before Reading |
| MWAST-4 | 9/28/2012  | 628.17       | 630.76    | 618.17    | 608.17    | 14.47                        | 6.03                          | 20.50                      | 13.46                    | 614.71                 | -0.97                            | 8.12                  | No   | Spill Buddy Before Reading |
| MWAST-4 | 9/30/2012  | 628.17       | 630.76    | 618.17    | 608.17    | 14.50                        | 5.54                          | 20.04                      | 13.36                    | 614.81                 | 0.10                             | 8.09                  | No   |                            |
| MWAST-4 | 11/21/2012 | 628.17       | 630.76    | 618.17    | 608.17    | 14.45                        | 7.25                          | 21.70                      | 13.76                    | 614.41                 | -0.40                            | 8.14                  | No   |                            |
| MWAST-4 | 12/17/2012 | 628.17       | 630.76    | 618.17    | 608.17    | 15.14                        | 6.88                          | 22.02                      | 14.35                    | 613.82                 | -0.59                            | 7.45                  | No   |                            |
| MWAST-4 | 3/25/2013  | 628.17       | 630.76    | 618.17    | 608.17    | 15.89                        | 6.70                          | 22.59                      | 15.05                    | 613.12                 | -0.70                            | 6.70                  | No   |                            |
| MWAST-4 | 4/29/2013  | 628.17       | 630.76    | 618.17    | 608.17    | 15.58                        | 3.19                          | 18.77                      | 13.83                    | 614.34                 | 1.23                             | 7.01                  | No   | Spill Buddy Before Reading |
| MWAST-4 | 5/5/2013   | 628.17       | 630.76    | 618.17    | 608.17    | 15.52                        | 2.41                          | 17.93                      | 13.56                    | 614.61                 | 0.26                             | 7.07                  | No   |                            |
| MWAST-4 | 10/3/2013  | 628.17       | 630.76    | 618.17    | 608.17    | 14.93                        | 5.88                          | 20.81                      | 13.88                    | 614.29                 | -0.32                            | 7.66                  | No   |                            |
| MWAST-4 | 5/22/2014  | 628.17       | 630.76    | 618.17    | 608.17    | 12.06                        | 0.66                          | 12.72                      | 9.64                     | 618.53                 | 4.24                             | 10.53                 | Yes  |                            |
| MWAST-4 | 10/31/2014 | 628.17       | 630.76    | 618.17    | 608.17    | 13.46                        | 2.87                          | 16.33                      | 11.62                    | 616.55                 | -1.98                            | 9.13                  | No   |                            |
| MWAST-4 | 4/15/2015  | 628.17       | 630.76    | 618.17    | 608.17    | 15.00                        | 6.33                          | 21.33                      | 14.07                    | 614.10                 | -2.45                            | 7.59                  | No   |                            |
| MWAST-4 | 4/22/2015  | 628.17       | 630.76    | 618.17    | 608.17    | 14.78                        | 5.07                          | 19.85                      | 13.52                    | 614.65                 | 0.55                             | 7.81                  | No   |                            |
| MWAST-4 | 4/29/2015  | 628.17       | 630.76    | 618.17    | 608.17    | 14.73                        | 4.11                          | 18.84                      | 13.22                    | 614.95                 | 0.30                             | 7.86                  | No   |                            |
| MWAST-4 | 5/6/2015   | 628.17       | 630.76    | 618.17    | 608.17    | 14.66                        | 3.98                          | 18.64                      | 13.11                    | 615.06                 | 0.10                             | 7.93                  | No   |                            |
| MWAST-4 | 5/12/2015  | 628.17       | 630.76    | 618.17    | 608.17    | 14.58                        | 2.80                          | 17.38                      | 12.72                    | 615.45                 | 0.39                             | 8.01                  | No   |                            |
| MWAST-4 | 6/9/2015   | 628.17       | 630.76    | 618.17    | 608.17    | 13.45                        | 1.66                          | 15.11                      | 11.29                    | 616.88                 | 1.43                             | 9.14                  | No   |                            |
| MWAST-4 | 7/10/2015  | 628.17       | 630.76    | 618.17    | 608.17    | 15.17                        | 0.29                          | 15.46                      | 12.66                    | 615.51                 | -1.36                            | 7.42                  | No   |                            |
| MWAST-4 | 7/13/2015  | 628.17       | 630.76    | 618.17    | 608.17    | 15.10                        | 0.40                          | 15.50                      | 12.61                    | 615.56                 | 0.04                             | 7.49                  | No   |                            |
| MWAST-4 | 9/10/2015  | 628.17       | 630.76    | 618.17    | 608.17    | 15.51                        | 0.19                          | 15.70                      | 12.97                    | 615.20                 | -0.36                            | 7.08                  | No   |                            |
| MWAST-4 | 10/5/2015  | 628.17       | 630.76    | 618.17    | 608.17    | 14.50                        | 0.10                          | 14.60                      | 11.94                    | 616.23                 | 0.68                             | 8.09                  | No   |                            |
| MWAST-4 | 11/3/2015  | 628.17       | 630.76    | 618.17    | 608.17    | 14.76                        | 0.28                          | 15.04                      | 12.24                    | 615.93                 | -0.31                            | 7.83                  | No   |                            |
| MWAST-4 | 4/21/2016  | 628.17       | 630.76    | 618.17    | 608.17    | 11.34                        | 2.78                          | 14.12                      | 9.48                     | 618.69                 | 2.77                             | 11.25                 | Yes  |                            |
| MWAST-4 | 6/21/2016  | 628.17       | 630.76    | 618.17    | 608.17    | 11.39                        | 0.18                          | 11.57                      | 8.85                     | 619.32                 | 0.63                             | 11.20                 | Yes  |                            |
| MWAST-4 | 5/2/2017   | 628.17       | 630.76    | 618.17    | 608.17    | 12.52                        | 1.17                          | 13.69                      | 10.24                    | 617.93                 | -1.39                            | 10.07                 | No   |                            |
| MWAST-4 | 5/8/2017   | 628.17       | 630.76    | 618.17    | 608.17    | 12.67                        | 0.01                          | 12.68                      | 10.08                    | 618.09                 | 0.15                             | 9.92                  | No   |                            |

**Table 4**  
**Groundwater and LNAPL Gauging Data - Barge Dock**  
**Former Amoco Terminal**  
**Superior, Wisconsin**

| Well ID | Date       | Ground Elev. | TOC Elev. | TOS Elev. | BOS Elev. | Depth to Product (feet BTOC) | Free Product Thickness (feet) | Depth to Water (feet BTOC) | Corrected DTW (feet bgs) | Corrected GW Elevation | Change in Corrected GW Elevation | Liquid in Well (feet) | Screen Submerged Below Water Table? (YES/NO) | Comments/Observations                              |
|---------|------------|--------------|-----------|-----------|-----------|------------------------------|-------------------------------|----------------------------|--------------------------|------------------------|----------------------------------|-----------------------|--|--|
| MWAST-4 | 5/25/2017  | 628.17       | 630.76    | 618.17    | 608.17    | NP                           | 0.00                          | 10.82                      | 8.23                     | 619.94                 | 1.85                             | 11.77                 | Yes  |  |
| MWAST-4 | 5/31/2017  | 628.17       | 630.76    | 618.17    | 608.17    | NP                           | 0.00                          | 11.85                      | 9.26                     | 618.91                 | -1.03                            | 10.74                 | Yes  |  |
| MWAST-4 | 6/14/2017  | 628.17       | 630.76    | 618.17    | 608.17    | NP                           | 0.00                          | 12.26                      | 9.67                     | 618.50                 | -0.41                            | 10.33                 | Yes  |  |
| MWAST-4 | 6/21/2017  | 628.17       | 630.76    | 618.17    | 608.17    | 12.58                        | 0.17                          | 12.75                      | 10.03                    | 618.14                 | -0.36                            | 10.01                 | No   |  |
| MWAST-4 | 7/7/2017   | 628.17       | 630.76    | 618.17    | 608.17    | 12.73                        | 0.03                          | 12.76                      | 10.15                    | 618.02                 | -0.11                            | 9.86                  | No   |  |
| MWAST-4 | 7/19/2017  | 628.17       | 630.76    | 618.17    | 608.17    | 12.44                        | 0.06                          | 12.50                      | 9.87                     | 618.30                 | 0.28                             | 10.15                 | Yes  |  |
| MWAST-4 | 8/8/2017   | 628.17       | 630.76    | 618.17    | 608.17    | 12.98                        | 0.24                          | 13.22                      | 10.45                    | 617.72                 | -0.59                            | 9.61                  | No   |  |
| MWAST-4 | 8/15/2017  | 628.17       | 630.76    | 618.17    | 608.17    | 12.39                        | 0.09                          | 12.48                      | 9.82                     | 618.35                 | 0.63                             | 10.20                 | Yes  |  |
| MWAST-4 | 8/22/2017  | 628.17       | 630.76    | 618.17    | 608.17    | 11.98                        | 0.17                          | 12.15                      | 9.43                     | 618.74                 | 0.39                             | 10.61                 | Yes  |  |
| MWAST-4 | 9/7/2017   | 628.17       | 630.76    | 618.17    | 608.17    | NP                           | 0.00                          | 11.00                      | 8.41                     | 619.76                 | 1.02                             | 11.59                 | Yes  |  |
| MWAST-4 | 9/14/2017  | 628.17       | 630.76    | 618.17    | 608.17    | 11.59                        | 0.05                          | 11.64                      | 9.01                     | 619.16                 | -0.60                            | 11.00                 | Yes  |  |
| MWAST-4 | 9/27/2017  | 628.17       | 630.76    | 618.17    | 608.17    | 11.80                        | 0.28                          | 12.08                      | 9.28                     | 618.89                 | -0.27                            | 10.79                 | Yes  |  |
| MWAST-4 | 10/26/2017 | 628.17       | 630.76    | 618.17    | 608.17    | 10.76                        | 0.39                          | 11.15                      | 8.27                     | 619.90                 | 1.01                             | 11.83                 | Yes  |  |
| MWAST-4 | 5/14/2018  | 628.17       | 630.76    | 618.17    | 608.17    | 14.38                        | 1.62                          | 16.00                      | 12.21                    | 615.96                 | -3.94                            | 8.21                  | No   |  |
| MWAST-4 | 5/15/2018  | 628.17       | 630.76    | 618.17    | 608.17    | 14.96                        | 0.19                          | 15.15                      | 12.42                    | 615.75                 | -0.21                            | 7.63                  | No   |  |
| MWAST-4 | 5/23/2018  | 628.17       | 630.76    | 618.17    | 608.17    | 14.60                        | 0.60                          | 15.20                      | 12.17                    | 616.00                 | 0.25                             | 7.99                  | No   |  |
| MWAST-4 | 5/24/2018  | 628.17       | 630.76    | 618.17    | 608.17    | 14.55                        | 1.70                          | 16.25                      | 12.41                    | 615.76                 | -0.24                            | 8.04                  | No   |  |
| MWAST-4 | 5/30/2018  | 628.17       | 630.76    | 618.17    | 608.17    | 14.32                        | 0.36                          | 14.68                      | 11.82                    | 616.35                 | 0.58                             | 8.27                  | No   |  |
| MWAST-4 | 6/8/2018   | 628.17       | 630.76    | 618.17    | 608.17    | 13.89                        | 0.97                          | 14.86                      | 11.55                    | 616.62                 | 0.27                             | 8.70                  | No   |  |
| MWAST-4 | 6/28/2018  | 628.17       | 630.76    | 618.17    | 608.17    | 12.45                        | 1.15                          | 13.60                      | 10.16                    | 618.01                 | 1.39                             | 10.14                 | No   |  |
| MWAST-4 | 7/3/2018   | 628.17       | 630.76    | 618.17    | 608.17    | 12.47                        | 1.17                          | 13.64                      | 10.19                    | 617.98                 | -0.03                            | 10.12                 | No   |  |
| MWAST-4 | 7/10/2018  | 628.17       | 630.76    | 618.17    | 608.17    | 12.55                        | 1.25                          | 13.80                      | 10.29                    | 617.88                 | -0.10                            | 10.04                 | No   |  |
| MWAST-4 | 7/25/2018  | 628.17       | 630.76    | 618.17    | 608.17    | 13.23                        | 1.42                          | 14.65                      | 11.01                    | 617.16                 | -0.72                            | 9.36                  | No   |  |
| MWAST-4 | 8/8/2018   | 628.17       | 630.76    | 618.17    | 608.17    | 13.75                        | 1.70                          | 15.45                      | 11.61                    | 616.56                 | -0.59                            | 8.84                  | No   |  |
| MWAST-4 | 8/16/2018  | 628.17       | 630.76    | 618.17    | 608.17    | 13.97                        | 2.14                          | 16.11                      | 11.94                    | 616.23                 | -0.34                            | 8.62                  | No   |  |
| MWAST-4 | 9/4/2018   | 628.17       | 630.76    | 618.17    | 608.17    | 14.30                        | 2.08                          | 16.38                      | 12.25                    | 615.92                 | -0.31                            | 8.29                  | No   | Pump installed in well                             |
| MWAST-4 | 9/17/2018  | 628.17       | 630.76    | 618.17    | 608.17    | 14.80                        | 0.50                          | 15.30                      | 12.34                    | 615.83                 | -0.09                            | 7.79                  | No   |  |
| MWAST-4 | 10/22/2018 | 628.17       | 630.76    | 618.17    | 608.17    | 13.60                        | 0.91                          | 14.51                      | 11.25                    | 616.92                 | 1.09                             | 8.99                  | No   |  |
| MWAST-4 | 10/29/2018 | 628.17       | 630.76    | 618.17    | 608.17    | 13.60                        | 0.77                          | 14.37                      | 11.21                    | 616.96                 | 0.04                             | 8.99                  | No   |  |
| MWAST-4 | 5/2/2019   | 628.17       | 630.76    | 618.17    | 608.17    | 13.53                        | 1.13                          | 14.66                      | 11.24                    | 616.93                 | -0.02                            | 9.06                  | No   |  |
| MWAST-4 | 5/7/2019   | 628.17       | 630.76    | 618.17    | 608.17    | 13.28                        | 1.28                          | 14.56                      | 11.03                    | 617.14                 | 0.21                             | 9.31                  | No   |  |
| MWAST-4 | 5/14/2019  | 628.17       | 630.76    | 618.17    | 608.17    | 11.67                        | 2.33                          | 14.00                      | 9.69                     | 618.48                 | 1.34                             | 10.92                 | Yes  | Pump Removed from well, on Gauge and Bail Schedule |
| MWAST-4 | 5/22/2019  | 628.17       | 630.76    | 618.17    | 608.17    | 10.40                        | 3.49                          | 13.89                      | 8.72                     | 619.45                 | 0.97                             | 12.19                 | Yes  |  |
| MWAST-4 | 5/28/2019  | 628.17       | 630.76    | 618.17    | 608.17    | 10.22                        | 3.36                          | 13.58                      | 8.51                     | 619.66                 | 0.21                             | 12.37                 | Yes  |  |
| MWAST-4 | 6/13/2019  | 628.17       | 630.76    | 618.17    | 608.17    | 10.84                        | 2.23                          | 13.07                      | 8.83                     | 619.34                 | -0.32                            | 11.75                 | Yes  |  |
| MWAST-4 | 6/24/2019  | 628.17       | 630.76    | 618.17    | 608.17    | 11.71                        | 1.76                          | 13.47                      | 9.58                     | 618.59                 | -0.75                            | 10.88                 | Yes  |  |
| MWAST-4 | 7/3/2019   | 628.17       | 630.76    | 618.17    | 608.17    | 11.45                        | 1.95                          | 13.40                      | 9.37                     | 618.80                 | 0.21                             | 11.14                 | Yes  |  |
| MWAST-4 | 7/25/2019  | 628.17       | 630.76    | 618.17    | 608.17    | 12.81                        | 1.67                          | 14.48                      | 10.66                    | 617.51                 | -1.29                            | 9.78                  | No   |  |
| MWAST-4 | 8/5/2019   | 628.17       | 630.76    | 618.17    | 608.17    | 13.29                        | 1.58                          | 14.87                      | 11.11                    | 617.06                 | -0.46                            | 9.30                  | No   |  |
| MWAST-4 | 8/14/2019  | 628.17       | 630.76    | 618.17    | 608.17    | 13.50                        | 1.99                          | 15.49                      | 11.43                    | 616.74                 | -0.32                            | 9.09                  | No   |  |
| MWAST-4 | 8/28/2019  | 628.17       | 630.76    | 618.17    | 608.17    | 13.87                        | 2.15                          | 16.02                      | 11.84                    | 616.33                 | -0.73                            | 8.72                  | No   |  |

**Table 4**  
**Groundwater and LNAPL Gauging Data - Barge Dock**  
**Former Amoco Terminal**  
**Superior, Wisconsin**

| Well ID | Date       | Ground Elev. | TOC Elev. | TOS Elev. | BOS Elev. | Depth to Product (feet BTOC) | Free Product Thickness (feet) | Depth to Water (feet BTOC) | Corrected DTW (feet bgs) | Corrected GW Elevation | Change in Corrected GW Elevation | Liquid in Well (feet) | Screen Submerged Below Water Table? (YES/NO) | Comments/Observations |
|---------|------------|--------------|-----------|-----------|-----------|------------------------------|-------------------------------|----------------------------|--------------------------|------------------------|----------------------------------|-----------------------|--|-----------------------|
| MWAST-4 | 9/12/2019  | 628.17       | 630.76    | 618.17    | 608.17    | 13.91                        | 2.09                          | 16.00                      | 11.87                    | 616.30                 | -0.02                            | 8.68                  | No   |                       |
| MWAST-4 | 9/25/2019  | 628.17       | 630.76    | 618.17    | 608.17    | 13.38                        | 1.49                          | 14.87                      | 11.18                    | 616.99                 | 0.69                             | 9.21                  | No   |                       |
| MWAST-4 | 10/8/2019  | 628.17       | 630.76    | 618.17    | 608.17    | 12.64                        | 1.09                          | 13.73                      | 10.34                    | 617.83                 | 0.84                             | 9.95                  | No   |                       |
| MWAST-4 | 10/29/2019 | 628.17       | 630.76    | 618.17    | 608.17    | 11.72                        | 1.37                          | 13.09                      | 9.49                     | 618.68                 | 0.85                             | 10.87                 | Yes  |                       |
| MWAST-4 | 4/22/2020  | 628.17       | 630.76    | 618.17    | 608.17    | 10.09                        | 2.97                          | 13.06                      | 8.28                     | 619.89                 | 1.21                             | 12.50                 | Yes  |                       |
| MWAST-4 | 4/30/2020  | 628.17       | 630.76    | 618.17    | 608.17    | 10.79                        | 0.14                          | 10.93                      | 8.24                     | 619.93                 | 0.04                             | 11.80                 | Yes  |                       |
| MWAST-4 | 5/11/2020  | 628.17       | 630.76    | 618.17    | 608.17    | 10.98                        | 0.06                          | 11.04                      | 8.41                     | 619.76                 | -0.17                            | 11.61                 | Yes  |                       |
| MWAST-4 | 5/26/2020  | 628.17       | 630.76    | 618.17    | 608.17    | 11.33                        | 2.02                          | 13.35                      | 9.27                     | 618.90                 | -0.86                            | 11.26                 | Yes  |                       |
| MWAST-4 | 6/11/2020  | 628.17       | 630.76    | 618.17    | 608.17    | 11.86                        | 1.70                          | 13.56                      | 9.72                     | 618.45                 | -0.45                            | 10.73                 | Yes  |                       |
| MWAST-4 | 6/22/2020  | 628.17       | 630.76    | 618.17    | 608.17    | 12.35                        | 1.78                          | 14.13                      | 10.23                    | 617.94                 | -0.51                            | 10.24                 | No   |                       |
| MWAST-4 | 7/6/2020   | 628.17       | 630.76    | 618.17    | 608.17    | 12.94                        | 1.93                          | 14.87                      | 10.86                    | 617.31                 | -0.63                            | 9.65                  | No   |                       |
| MWAST-4 | 7/20/2020  | 628.17       | 630.76    | 618.17    | 608.17    | 12.98                        | 1.73                          | 14.71                      | 10.84                    | 617.33                 | 0.01                             | 9.61                  | No   |                       |
| MWAST-4 | 8/12/2020  | 628.17       | 630.76    | 618.17    | 608.17    | 12.52                        | 2.16                          | 14.68                      | 10.50                    | 617.67                 | 0.35                             | 10.07                 | No   |                       |
| MWAST-4 | 8/25/2020  | 628.17       | 630.76    | 618.17    | 608.17    | 13.10                        | 1.84                          | 14.94                      | 10.99                    | 617.18                 | -0.50                            | 9.49                  | No   |                       |
| MWAST-4 | 9/8/2020   | 628.17       | 630.76    | 618.17    | 608.17    | 13.27                        | 1.95                          | 15.22                      | 11.19                    | 616.98                 | -0.20                            | 9.32                  | No   |                       |
| MWAST-4 | 4/28/2021  | 628.17       | 630.76    | 618.17    | 608.17    | 13.12                        | 1.31                          | 14.43                      | 10.87                    | 617.30                 | 0.32                             | 9.47                  | No   |                       |
| MWAST-4 | 5/6/2021   | 628.17       | 630.76    | 618.17    | 608.17    | 13.06                        | 1.46                          | 14.52                      | 10.85                    | 617.32                 | 0.02                             | 9.53                  | No   | 3 gallons bailed      |
| MWAST-4 | 5/13/2021  | 628.17       | 630.76    | 618.17    | 608.17    | 13.24                        | 1.48                          | 14.72                      | 11.04                    | 617.13                 | -0.19                            | 9.35                  | No   | 1.5 gallons bailed    |
| MWAST-4 | 5/19/2021  | 628.17       | 630.76    | 618.17    | 608.17    | 13.44                        | 1.56                          | 15.00                      | 11.26                    | 616.91                 | -0.22                            | 9.15                  | No   |                       |
| MWAST-4 | 5/24/2021  | 628.17       | 630.76    | 618.17    | 608.17    | 13.14                        | 1.59                          | 14.73                      | 10.97                    | 617.20                 | 0.29                             | 9.45                  | No   |                       |
| MWAST-4 | 5/28/2021  | 628.17       | 630.76    | 618.17    | 608.17    | 13.13                        | 0.99                          | 14.12                      | 10.80                    | 617.37                 | 0.17                             | 9.46                  | No   | 2.5 gallons bailed    |
| MWAST-4 | 6/8/2021   | 628.17       | 630.76    | 618.17    | 608.17    | 13.30                        | 1.42                          | 14.72                      | 11.08                    | 617.09                 | -0.28                            | 9.29                  | No   | 2 gallons bailed      |
| MWAST-4 | 6/22/2021  | 628.17       | 630.76    | 618.17    | 608.17    | 13.74                        | 1.95                          | 15.69                      | 11.66                    | 616.51                 | -0.58                            | 8.85                  | No   | 3 gallons bailed      |
| MWAST-4 | 7/1/2021   | 628.17       | 630.76    | 618.17    | 608.17    | 13.69                        | 1.78                          | 15.47                      | 11.57                    | 616.60                 | 0.09                             | 8.90                  | No   | 3 gallons bailed      |
| MWAST-4 | 7/12/2021  | 628.17       | 630.76    | 618.17    | 608.17    | 13.80                        | 2.17                          | 15.97                      | 11.78                    | 616.39                 | -0.21                            | 8.79                  | No   | 4 gallons bailed      |
| MWAST-4 | 7/27/2021  | 628.17       | 630.76    | 618.17    | 608.17    | 14.13                        | 2.80                          | 16.93                      | 12.27                    | 615.90                 | -0.49                            | 8.46                  | No   | 4 gallons bailed      |
| MWAST-4 | 8/3/2021   | 628.17       | 630.76    | 618.17    | 608.17    | 14.19                        | 2.85                          | 17.04                      | 12.35                    | 615.82                 | -0.07                            | 8.40                  | No   | 4 gallons bailed      |
| MWAST-4 | 8/24/2021  | 628.17       | 630.76    | 618.17    | 608.17    | 14.42                        | 3.84                          | 18.26                      | 12.84                    | 615.33                 | -0.49                            | 8.17                  | No   | 5 gallons bailed      |
| MWAST-4 | 9/14/2021  | 628.17       | 630.76    | 618.17    | 608.17    | 14.55                        | 4.09                          | 18.64                      | 13.03                    | 615.14                 | -0.20                            | 8.04                  | No   | 6 gallons bailed      |
| MWAST-4 | 9/28/2021  | 628.17       | 630.76    | 618.17    | 608.17    | 14.56                        | 3.58                          | 18.14                      | 12.91                    | 615.26                 | 0.12                             | 8.03                  | No   | 5 gallons bailed      |
| MWAST-4 | 10/19/2021 | 628.17       | 630.76    | 618.17    | 608.17    | 14.60                        | 3.31                          | 17.91                      | 12.88                    | 615.29                 | 0.03                             | 7.99                  | No   | 4.25 gallons bailed   |
| MWAST-6 | 10/23/2003 | 629.13       | 632.04    | 619.13    | 609.13    | 17.59                        | 5.53                          | 23.12                      | 15.95                    | 613.18                 | NA                               | 5.32                  | No   |                       |
| MWAST-6 | 12/3/2003  | 629.13       | 632.04    | 619.13    | 609.13    | 17.83                        | 5.17                          | 23.00                      | 16.11                    | 613.02                 | -0.16                            | 5.08                  | No   |                       |
| MWAST-6 | 1/20/2004  | 629.13       | 632.04    | 619.13    | 609.13    | 18.51                        | 4.67                          | 23.18                      | 16.67                    | 612.46                 | -0.57                            | 4.40                  | No   |                       |
| MWAST-6 | 4/19/2004  | 629.13       | 632.04    | 619.13    | 609.13    | 17.85                        | 3.68                          | 21.53                      | 15.79                    | 613.34                 | 0.89                             | 5.06                  | No   |                       |
| MWAST-6 | 7/27/2004  | 629.13       | 632.04    | 619.13    | 609.13    | 16.39                        | 4.67                          | 21.06                      | 14.55                    | 614.58                 | 1.23                             | 6.52                  | No   |                       |
| MWAST-6 | 11/15/2004 | 629.13       | 632.04    | 619.13    | 609.13    | 15.68                        | 2.10                          | 17.78                      | 13.25                    | 615.88                 | 1.30                             | 7.23                  | No   |                       |
| MWAST-6 | 4/18/2005  | 629.13       | 632.04    | 619.13    | 609.13    | 15.07                        | 2.90                          | 17.97                      | 12.83                    | 616.30                 | 0.43                             | 7.84                  | No   |                       |
| MWAST-6 | 9/9/2005   | 629.13       | 632.04    | 619.13    | 609.13    | 16.23                        | 4.46                          | 20.69                      | 14.35                    | 614.78                 | -1.52                            | 6.68                  | No   |                       |
| MWAST-6 | 10/11/2005 | 629.13       | 632.04    | 619.13    | 609.13    | 15.58                        | 0.84                          | 16.42                      | 12.86                    | 616.27                 | 1.48                             | 7.33                  | No   |                       |

**Table 4**  
**Groundwater and LNAPL Gauging Data - Barge Dock**  
**Former Amoco Terminal**  
**Superior, Wisconsin**

| Well ID | Date       | Ground Elev. | TOC Elev. | TOS Elev. | BOS Elev. | Depth to Product (feet BTOC) | Free Product Thickness (feet) | Depth to Water (feet BTOC) | Corrected DTW (feet bgs) | Corrected GW Elevation | Change in Corrected GW Elevation | Liquid in Well (feet) | Screen Submerged Below Water Table? (YES/NO) | Comments/Observations      |
|---------|------------|--------------|-----------|-----------|-----------|------------------------------|-------------------------------|----------------------------|--------------------------|------------------------|----------------------------------|-----------------------|--|----------------------------|
| MWAST-6 | 5/23/2006  | 629.13       | 632.04    | 619.13    | 609.13    | 14.56                        | 1.06                          | 15.62                      | 11.89                    | 617.24                 | 0.97                             | 8.35                  | No   |                            |
| MWAST-6 | 10/16/2006 | 629.13       | 632.04    | 619.13    | 609.13    | 16.66                        | 4.57                          | 21.23                      | 14.80                    | 614.33                 | -2.91                            | 6.25                  | No   |                            |
| MWAST-6 | 4/23/2007  | 629.13       | 632.04    | 619.13    | 609.13    | 16.94                        | 4.14                          | 21.08                      | 14.98                    | 614.15                 | -0.18                            | 5.97                  | No   |                            |
| MWAST-6 | 9/25/2007  | 629.13       | 632.04    | 619.13    | 609.13    | 17.05                        | 2.97                          | 20.02                      | 14.82                    | 614.31                 | 0.16                             | 5.86                  | No   |                            |
| MWAST-6 | 5/1/2008   | 629.13       | 632.04    | 619.13    | 609.13    | 14.71                        | 1.41                          | 16.12                      | 12.12                    | 617.01                 | 2.70                             | 8.20                  | No   |                            |
| MWAST-6 | 10/20/2008 | 629.13       | 632.04    | 619.13    | 609.13    | 13.95                        | 0.92                          | 14.87                      | 11.25                    | 617.88                 | 0.87                             | 8.96                  | No   |                            |
| MWAST-6 | 4/18/2009  | 629.13       | 632.04    | 619.13    | 609.13    | 15.42                        | 0.58                          | 16.00                      | 12.64                    | 616.49                 | -1.39                            | 7.49                  | No   |                            |
| MWAST-6 | 10/11/2009 | 629.13       | 632.04    | 619.13    | 609.13    | 16.33                        | 2.59                          | 18.92                      | 14.02                    | 615.11                 | -1.37                            | 6.58                  | No   |                            |
| MWAST-6 | 4/28/2010  | 629.13       | 632.04    | 619.13    | 609.13    | 16.28                        | 2.28                          | 18.56                      | 13.89                    | 615.24                 | 0.12                             | 6.63                  | No   |                            |
| MWAST-6 | 10/25/2010 | 629.13       | 632.04    | 619.13    | 609.13    | 14.07                        | 1.31                          | 15.38                      | 11.46                    | 617.67                 | 2.43                             | 8.84                  | No   |                            |
| MWAST-6 | 4/25/2011  | 629.13       | 632.04    | 619.13    | 609.13    | 15.31                        | 0.71                          | 16.02                      | 12.56                    | 616.57                 | -1.10                            | 7.60                  | No   |                            |
| MWAST-6 | 8/2/2011   | 629.13       | 632.04    | 619.13    | 609.13    | 13.27                        | 1.03                          | 14.30                      | 10.60                    | 618.53                 | 1.97                             | 9.64                  | No   |                            |
| MWAST-6 | 10/11/2011 | 629.13       | 632.04    | 619.13    | 609.13    | 15.93                        | 0.90                          | 16.83                      | 13.23                    | 615.90                 | -2.63                            | 6.98                  | No   |                            |
| MWAST-6 | 1/4/2012   | 629.13       | 632.04    | 619.13    | 609.13    | 17.08                        | 3.29                          | 20.37                      | 14.93                    | 614.20                 | -1.70                            | 5.83                  | No   |                            |
| MWAST-6 | 4/11/2012  | 629.13       | 632.04    | 619.13    | 609.13    | 17.20                        | 4.52                          | 21.72                      | 15.33                    | 613.80                 | -0.40                            | 5.71                  | No   | Spill Buddy Before Reading |
| MWAST-6 | 4/16/2012  | 629.13       | 632.04    | 619.13    | 609.13    | 17.38                        | 1.68                          | 19.06                      | 14.86                    | 614.27                 | 0.47                             | 5.53                  | No   |                            |
| MWAST-6 | 6/28/2012  | 629.13       | 632.04    | 619.13    | 609.13    | 13.55                        | 1.07                          | 14.62                      | 10.89                    | 618.24                 | 3.97                             | 9.36                  | No   |                            |
| MWAST-6 | 9/30/2012  | 629.13       | 632.04    | 619.13    | 609.13    | 16.91                        | 3.33                          | 20.24                      | 14.77                    | 614.36                 | -3.88                            | 6.00                  | No   |                            |
| MWAST-6 | 11/21/2012 | 629.13       | 632.04    | 619.13    | 609.13    | 17.40                        | 4.02                          | 21.42                      | 15.41                    | 613.72                 | -0.65                            | 5.51                  | No   |                            |
| MWAST-6 | 12/17/2012 | 629.13       | 632.04    | 619.13    | 609.13    | 17.66                        | 4.04                          | 21.70                      | 15.68                    | 613.45                 | -0.26                            | 5.25                  | No   |                            |
| MWAST-6 | 3/25/2013  | 629.13       | 632.04    | 619.13    | 609.13    | 18.82                        | 3.08                          | 21.90                      | 16.62                    | 612.51                 | -0.94                            | 4.09                  | No   |                            |
| MWAST-6 | 5/5/2013   | 629.13       | 632.04    | 619.13    | 609.13    | 17.36                        | 1.74                          | 19.10                      | 14.85                    | 614.28                 | 1.77                             | 5.55                  | No   |                            |
| MWAST-6 | 10/3/2013  | 629.13       | 632.04    | 619.13    | 609.13    | 17.09                        | 3.61                          | 20.70                      | 15.01                    | 614.12                 | -0.16                            | 5.82                  | No   |                            |
| MWAST-6 | 5/22/2014  | 629.13       | 632.04    | 619.13    | 609.13    | 14.02                        | 0.52                          | 14.54                      | 11.23                    | 617.90                 | 3.78                             | 8.89                  | No   |                            |
| MWAST-6 | 10/31/2014 | 629.13       | 632.04    | 619.13    | 609.13    | 15.28                        | 1.73                          | 17.01                      | 12.77                    | 616.36                 | -1.54                            | 7.63                  | No   |                            |
| MWAST-6 | 4/15/2015  | 629.13       | 632.04    | 619.13    | 609.13    | 17.35                        | 3.55                          | 20.90                      | 15.26                    | 613.87                 | -2.49                            | 5.56                  | No   |                            |
| MWAST-6 | 4/22/2015  | 629.13       | 632.04    | 619.13    | 609.13    | 17.31                        | 1.67                          | 18.98                      | 14.78                    | 614.35                 | 0.47                             | 5.60                  | No   |                            |
| MWAST-6 | 4/29/2015  | 629.13       | 632.04    | 619.13    | 609.13    | 17.19                        | 1.16                          | 18.35                      | 14.55                    | 614.58                 | 0.24                             | 5.72                  | No   |                            |
| MWAST-6 | 5/6/2015   | 629.13       | 632.04    | 619.13    | 609.13    | 17.06                        | 1.10                          | 18.16                      | 14.40                    | 614.73                 | 0.14                             | 5.85                  | No   |                            |
| MWAST-6 | 5/12/2015  | 629.13       | 632.04    | 619.13    | 609.13    | 16.83                        | 1.07                          | 17.90                      | 14.17                    | 614.96                 | 0.24                             | 6.08                  | No   |                            |
| MWAST-6 | 6/9/2015   | 629.13       | 632.04    | 619.13    | 609.13    | 15.52                        | 0.01                          | 15.53                      | 12.61                    | 616.52                 | 1.55                             | 7.39                  | No   |                            |
| MWAST-6 | 10/5/2015  | 629.13       | 632.04    | 619.13    | 609.13    | 15.17                        | 0.28                          | 15.45                      | 12.32                    | 616.81                 | 0.29                             | 7.74                  | No   |                            |
| MWAST-6 | 5/23/2016  | 629.13       | 632.04    | 619.13    | 609.13    | 12.80                        | 0.93                          | 13.73                      | 10.10                    | 619.03                 | 2.22                             | 10.11                 | No   |                            |
| MWAST-6 | 10/3/2016  | 629.13       | 632.04    | 619.13    | 609.13    | 14.66                        | 1.34                          | 16.00                      | 12.06                    | 617.07                 | -1.95                            | 8.25                  | No   |                            |
| MWAST-6 | 5/22/2017  | 629.13       | 632.04    | 619.13    | 609.13    | 12.90                        | 0.60                          | 13.50                      | 10.13                    | 619.00                 | 1.93                             | 10.01                 | No   |                            |
| MWAST-6 | 5/31/2017  | 629.13       | 632.04    | 619.13    | 609.13    | 11.84                        | 1.53                          | 13.37                      | 9.28                     | 619.85                 | 0.85                             | 11.07                 | Yes  |                            |
| MWAST-6 | 5/28/2019  | 629.13       | 632.04    | 619.13    | 609.13    | 12.79                        | 0.73                          | 13.52                      | 10.05                    | 619.08                 | -0.77                            | 10.12                 | No   |                            |
| MWAST-6 | 10/8/2019  | 629.13       | 632.04    | 619.13    | 609.13    | 13.95                        | 0.46                          | 14.41                      | 11.15                    | 617.98                 | -1.10                            | 8.96                  | No   |                            |
| MWAST-6 | 3/31/2020  | 629.13       | 632.04    | 619.13    | 609.13    | 12.49                        | 0.99                          | 13.48                      | 9.81                     | 619.32                 | 1.34                             | 10.42                 | Yes  |                            |
| MWAST-6 | 4/1/2020   | 629.13       | 632.04    | 619.13    | 609.13    | 12.46                        | 0.13                          | 12.59                      | 9.58                     | 619.55                 | 0.23                             | 10.45                 | Yes  |                            |
| MWAST-6 | 4/22/2020  | 629.13       | 632.04    | 619.13    | 609.13    | 12.59                        | 0.14                          | 12.73                      | 9.71                     | 619.42                 | -0.13                            | 10.32                 | Yes  |                            |



**Table 4**  
**Groundwater and LNAPL Gauging Data - Barge Dock**  
**Former Amoco Terminal**  
**Superior, Wisconsin**

| Well ID | Date       | Ground Elev. | TOC Elev. | TOS Elev. | BOS Elev. | Depth to Product (feet BTOC) | Free Product Thickness (feet) | Depth to Water (feet BTOC) | Corrected DTW (feet bgs) | Corrected GW Elevation | Change in Corrected GW Elevation | Liquid in Well (feet) | Screen Submerged Below Water Table? (YES/NO) | Comments/Observations      |
|---------|------------|--------------|-----------|-----------|-----------|------------------------------|-------------------------------|----------------------------|--------------------------|------------------------|----------------------------------|-----------------------|--|----------------------------|
| MWAST-6 | 5/26/2020  | 629.13       | 632.04    | 619.13    | 609.13    | 13.42                        | 0.15                          | 13.57                      | 10.54                    | 618.59                 | -0.83                            | 9.49                  | No   |                            |
| MWAST-6 | 5/24/2021  | 629.13       | 632.04    | 619.13    | 609.13    | 14.71                        | 0.79                          | 15.50                      | 11.98                    | 617.15                 | -1.44                            | 8.20                  | No   |                            |
| MWAST-8 | 10/22/2003 | 629.55       | 631.95    | 623.55    | 608.40    | NP                           | 0.00                          | 18.12                      | 15.72                    | 613.83                 | NA                               | 5.43                  | No   |                            |
| MWAST-8 | 1/20/2004  | 629.55       | 631.95    | 623.55    | 608.40    | NP                           | 0.00                          | 18.83                      | 16.43                    | 613.12                 | -0.71                            | 4.72                  | No   |                            |
| MWAST-8 | 4/19/2004  | 629.55       | 631.95    | 623.55    | 608.40    | 18.07                        | 0.24                          | 18.31                      | 15.72                    | 613.83                 | 0.71                             | 5.48                  | No   |                            |
| MWAST-8 | 7/27/2004  | 629.55       | 631.95    | 623.55    | 608.40    | 16.87                        | 0.26                          | 17.13                      | 14.52                    | 615.03                 | 1.20                             | 6.68                  | No   |                            |
| MWAST-8 | 11/15/2004 | 629.55       | 631.95    | 623.55    | 608.40    | 15.73                        | 0.03                          | 15.76                      | 13.34                    | 616.21                 | 1.18                             | 7.82                  | No   |                            |
| MWAST-8 | 4/18/2005  | 629.55       | 631.95    | 623.55    | 608.40    | 15.96                        | 0.15                          | 16.11                      | 13.59                    | 615.96                 | -0.25                            | 7.59                  | No   |                            |
| MWAST-8 | 10/11/2005 | 629.55       | 631.95    | 623.55    | 608.40    | 15.50                        | 0.12                          | 15.62                      | 13.12                    | 616.43                 | 0.47                             | 8.05                  | No   |                            |
| MWAST-8 | 5/23/2006  | 629.55       | 631.95    | 623.55    | 608.40    | 14.38                        | 0.01                          | 14.39                      | 11.98                    | 617.57                 | 1.14                             | 9.17                  | No   |                            |
| MWAST-8 | 10/16/2006 | 629.55       | 631.95    | 623.55    | 608.40    | 17.22                        | 0.33                          | 17.55                      | 14.88                    | 614.67                 | -2.90                            | 6.33                  | No   |                            |
| MWAST-8 | 4/23/2007  | 629.55       | 631.95    | 623.55    | 608.40    | 17.20                        | 0.31                          | 17.51                      | 14.86                    | 614.69                 | 0.02                             | 6.35                  | No   |                            |
| MWAST-8 | 9/25/2007  | 629.55       | 631.82    | 623.55    | 608.40    | 17.56                        | 0.33                          | 17.89                      | 15.35                    | 614.20                 | -0.49                            | 5.86                  | No   |                            |
| MWAST-8 | 5/1/2008   | 629.55       | 631.82    | 623.55    | 608.40    | 14.25                        | 0.09                          | 14.34                      | 12.00                    | 617.55                 | 3.36                             | 9.17                  | No   |                            |
| MWAST-8 | 10/20/2008 | 629.55       | 631.82    | 623.55    | 608.40    | 13.95                        | 0.18                          | 14.13                      | 11.71                    | 617.84                 | 0.28                             | 9.47                  | No   |                            |
| MWAST-8 | 4/18/2009  | 629.55       | 631.82    | 623.55    | 608.40    | 15.01                        | 0.12                          | 15.13                      | 12.76                    | 616.79                 | -1.05                            | 8.41                  | No   |                            |
| MWAST-8 | 10/11/2009 | 629.55       | 631.82    | 623.55    | 608.40    | 16.73                        | 0.31                          | 17.04                      | 14.52                    | 615.03                 | -1.76                            | 6.69                  | No   |                            |
| MWAST-8 | 4/28/2010  | 629.55       | 631.82    | 623.55    | 608.40    | 16.33                        | 0.22                          | 16.55                      | 14.10                    | 615.45                 | 0.42                             | 7.09                  | No   |                            |
| MWAST-8 | 10/25/2010 | 629.55       | 631.82    | 623.55    | 608.40    | 14.52                        | 0.08                          | 14.60                      | 12.27                    | 617.28                 | 1.84                             | 8.90                  | No   |                            |
| MWAST-8 | 4/25/2011  | 629.55       | 631.82    | 623.55    | 608.40    | 14.96                        | 0.07                          | 15.03                      | 12.70                    | 616.85                 | -0.44                            | 8.46                  | No   |                            |
| MWAST-8 | 10/11/2011 | 629.55       | 631.82    | 623.55    | 608.40    | 15.94                        | 0.13                          | 16.07                      | 13.69                    | 615.86                 | -0.99                            | 7.48                  | No   |                            |
| MWAST-8 | 1/4/2012   | 629.55       | 631.82    | 623.55    | 608.40    | 17.32                        | 0.36                          | 17.68                      | 15.12                    | 614.43                 | -1.42                            | 6.10                  | No   |                            |
| MWAST-8 | 4/11/2012  | 629.55       | 631.82    | 623.55    | 608.40    | 17.60                        | 0.25                          | 17.85                      | 15.38                    | 614.17                 | -0.26                            | 5.82                  | No   |                            |
| MWAST-8 | 4/16/2012  | 629.55       | 631.82    | 623.55    | 608.40    | 17.50                        | 0.03                          | 17.53                      | 15.24                    | 614.31                 | 0.14                             | 5.92                  | No   |                            |
| MWAST-8 | 6/28/2012  | 629.55       | 631.82    | 623.55    | 608.40    | 13.01                        | 0.09                          | 13.10                      | 10.76                    | 618.79                 | 4.48                             | 10.41                 | No   |                            |
| MWAST-8 | 9/28/2012  | 629.55       | 631.82    | 623.55    | 608.40    | 17.00                        | 0.30                          | 17.30                      | 14.79                    | 614.76                 | -4.03                            | 6.42                  | No   | Spill Buddy Before Reading |
| MWAST-8 | 9/30/2012  | 629.55       | 631.82    | 623.55    | 608.40    | 17.03                        | 0.19                          | 17.22                      | 14.80                    | 614.75                 | -0.01                            | 6.39                  | No   |                            |
| MWAST-8 | 11/21/2012 | 629.55       | 631.82    | 623.55    | 608.40    | 17.56                        | 0.29                          | 17.85                      | 15.34                    | 614.21                 | -0.55                            | 5.86                  | No   |                            |
| MWAST-8 | 12/17/2012 | 629.55       | 631.82    | 623.55    | 608.40    | 17.81                        | 0.38                          | 18.19                      | 15.61                    | 613.94                 | -0.27                            | 5.61                  | No   |                            |
| MWAST-8 | 3/25/2013  | 629.55       | 631.82    | 623.55    | 608.40    | 18.72                        | 0.59                          | 19.31                      | 16.56                    | 612.99                 | -0.95                            | 4.70                  | No   |                            |
| MWAST-8 | 5/5/2013   | 629.55       | 631.82    | 623.55    | 608.40    | 17.09                        | 0.13                          | 17.22                      | 14.84                    | 614.71                 | 1.72                             | 6.33                  | No   |                            |
| MWAST-8 | 10/3/2013  | 629.55       | 631.82    | 623.55    | 608.40    | 17.34                        | 0.23                          | 17.57                      | 15.11                    | 614.44                 | -0.27                            | 6.08                  | No   |                            |
| MWAST-8 | 5/22/2014  | 629.55       | 631.82    | 623.55    | 608.40    | NP                           | 0.00                          | 13.35                      | 11.08                    | 618.47                 | 4.03                             | 10.07                 | No   |                            |
| MWAST-8 | 10/31/2014 | 629.55       | 631.82    | 623.55    | 608.40    | 15.38                        | 0.09                          | 15.47                      | 13.13                    | 616.42                 | -2.05                            | 8.04                  | No   |                            |
| MWAST-8 | 4/15/2015  | 629.55       | 631.82    | 623.55    | 608.40    | 17.47                        | 0.18                          | 17.65                      | 15.23                    | 614.32                 | -2.11                            | 5.95                  | No   |                            |
| MWAST-8 | 4/22/2015  | 629.55       | 631.82    | 623.55    | 608.40    | 17.02                        | 0.07                          | 17.09                      | 14.76                    | 614.79                 | 0.47                             | 6.40                  | No   |                            |
| MWAST-8 | 4/29/2015  | 629.55       | 631.82    | 623.55    | 608.40    | 16.76                        | 0.06                          | 16.82                      | 14.50                    | 615.05                 | 0.26                             | 6.66                  | No   |                            |
| MWAST-8 | 5/6/2015   | 629.55       | 631.82    | 623.55    | 608.40    | 16.68                        | 0.07                          | 16.75                      | 14.42                    | 615.13                 | 0.08                             | 6.74                  | No   |                            |
| MWAST-8 | 5/12/2015  | 629.55       | 631.82    | 623.55    | 608.40    | 16.32                        | 0.04                          | 16.36                      | 14.06                    | 615.49                 | 0.37                             | 7.10                  | No   |                            |
| MWAST-8 | 6/9/2015   | 629.55       | 631.82    | 623.55    | 608.40    | 14.98                        | 0.02                          | 15.00                      | 12.71                    | 616.84                 | 1.34                             | 8.44                  | No   |                            |

**Table 4**  
**Groundwater and LNAPL Gauging Data - Barge Dock**  
**Former Amoco Terminal**  
**Superior, Wisconsin**

| Well ID | Date       | Ground Elev. | TOC Elev. | TOS Elev. | BOS Elev. | Depth to Product (feet BTOC) | Free Product Thickness (feet) | Depth to Water (feet BTOC) | Corrected DTW (feet bgs) | Corrected GW Elevation | Change in Corrected GW Elevation | Liquid in Well (feet) | Screen Submerged Below Water Table? (YES/NO) | Comments/Observations |
|---------|------------|--------------|-----------|-----------|-----------|------------------------------|-------------------------------|----------------------------|--------------------------|------------------------|----------------------------------|-----------------------|--|-----------------------|
| MWAST-8 | 7/10/2015  | 629.55       | 631.82    | 623.55    | 608.40    | 15.62                        | 0.02                          | 15.64                      | 13.35                    | 616.20                 | -0.64                            | 7.80                  | No   |                       |
| MWAST-8 | 7/11/2015  | 629.55       | 631.82    | 623.55    | 608.40    | 15.66                        | 0.04                          | 15.70                      | 13.40                    | 616.15                 | -0.04                            | 7.76                  | No   |                       |
| MWAST-8 | 7/12/2015  | 629.55       | 631.82    | 623.55    | 608.40    | 15.62                        | 0.05                          | 15.67                      | 13.36                    | 616.19                 | 0.04                             | 7.80                  | No   |                       |
| MWAST-8 | 7/13/2015  | 629.55       | 631.82    | 623.55    | 608.40    | 15.56                        | 0.03                          | 15.59                      | 13.30                    | 616.25                 | 0.06                             | 7.86                  | No   |                       |
| MWAST-8 | 7/15/2015  | 629.55       | 631.82    | 623.55    | 608.40    | 15.70                        | 0.03                          | 15.73                      | 13.44                    | 616.11                 | -0.14                            | 7.72                  | No   |                       |
| MWAST-8 | 7/17/2015  | 629.55       | 631.82    | 623.55    | 608.40    | 15.62                        | 0.06                          | 15.68                      | 13.36                    | 616.19                 | 0.07                             | 7.80                  | No   |                       |
| MWAST-8 | 7/18/2015  | 629.55       | 631.82    | 623.55    | 608.40    | 15.66                        | 0.06                          | 15.72                      | 13.40                    | 616.15                 | -0.04                            | 7.76                  | No   |                       |
| MWAST-8 | 7/21/2015  | 629.55       | 631.82    | 623.55    | 608.40    | 15.89                        | 0.03                          | 15.92                      | 13.63                    | 615.92                 | -0.22                            | 7.53                  | No   |                       |
| MWAST-8 | 7/22/2015  | 629.55       | 631.82    | 623.55    | 608.40    | 15.92                        | 0.04                          | 15.96                      | 13.66                    | 615.89                 | -0.03                            | 7.50                  | No   |                       |
| MWAST-8 | 7/23/2015  | 629.55       | 631.82    | 623.55    | 608.40    | 15.96                        | 0.03                          | 15.99                      | 13.70                    | 615.85                 | -0.04                            | 7.46                  | No   |                       |
| MWAST-8 | 7/24/2015  | 629.55       | 631.82    | 623.55    | 608.40    | 15.93                        | 0.02                          | 15.95                      | 13.66                    | 615.89                 | 0.03                             | 7.49                  | No   |                       |
| MWAST-8 | 7/25/2015  | 629.55       | 631.82    | 623.55    | 608.40    | 16.04                        | 0.02                          | 16.06                      | 13.77                    | 615.78                 | -0.11                            | 7.38                  | No   |                       |
| MWAST-8 | 7/27/2015  | 629.55       | 631.82    | 623.55    | 608.40    | 16.12                        | 0.03                          | 16.15                      | 13.86                    | 615.69                 | -0.08                            | 7.30                  | No   |                       |
| MWAST-8 | 7/31/2015  | 629.55       | 631.82    | 623.55    | 608.40    | 16.27                        | 0.04                          | 16.31                      | 14.01                    | 615.54                 | -0.15                            | 7.15                  | No   |                       |
| MWAST-8 | 8/4/2015   | 629.55       | 631.82    | 623.55    | 608.40    | 16.41                        | 0.03                          | 16.44                      | 14.15                    | 615.40                 | -0.14                            | 7.01                  | No   |                       |
| MWAST-8 | 8/7/2015   | 629.55       | 631.82    | 623.55    | 608.40    | 16.41                        | 0.03                          | 16.44                      | 14.15                    | 615.40                 | 0.00                             | 7.01                  | No   |                       |
| MWAST-8 | 8/12/2015  | 629.55       | 631.82    | 623.55    | 608.40    | 16.41                        | 0.02                          | 16.43                      | 14.14                    | 615.41                 | 0.00                             | 7.01                  | No   |                       |
| MWAST-8 | 8/14/2015  | 629.55       | 631.82    | 623.55    | 608.40    | 16.44                        | 0.02                          | 16.46                      | 14.17                    | 615.38                 | -0.03                            | 6.98                  | No   |                       |
| MWAST-8 | 8/15/2015  | 629.55       | 631.82    | 623.55    | 608.40    | 16.45                        | 0.02                          | 16.47                      | 14.18                    | 615.37                 | -0.01                            | 6.97                  | No   |                       |
| MWAST-8 | 8/17/2015  | 629.55       | 631.82    | 623.55    | 608.40    | 16.52                        | 0.03                          | 16.55                      | 14.26                    | 615.29                 | -0.07                            | 6.90                  | No   |                       |
| MWAST-8 | 9/10/2015  | 629.55       | 631.82    | 623.55    | 608.40    | 15.95                        | 0.01                          | 15.96                      | 13.68                    | 615.87                 | 0.57                             | 7.47                  | No   |                       |
| MWAST-8 | 9/15/2015  | 629.55       | 631.82    | 623.55    | 608.40    | 15.99                        | 0.02                          | 16.01                      | 13.72                    | 615.83                 | -0.04                            | 7.43                  | No   |                       |
| MWAST-8 | 9/24/2015  | 629.55       | 631.82    | 623.55    | 608.40    | NP                           | 0.00                          | 15.18                      | 12.91                    | 616.64                 | 0.81                             | 8.24                  | No   |                       |
| MWAST-8 | 10/1/2015  | 629.55       | 631.82    | 623.55    | 608.40    | Np                           | 0.00                          | 15.00                      | 12.73                    | 616.82                 | 0.18                             | 8.42                  | No   |                       |
| MWAST-8 | 10/5/2015  | 629.55       | 631.82    | 623.55    | 608.40    | NP                           | 0.00                          | 14.97                      | 12.70                    | 616.85                 | 1.56                             | 8.45                  | No   |                       |
| MWAST-8 | 10/29/2015 | 629.55       | 631.82    | 623.55    | 608.40    | NP                           | 0.00                          | 15.33                      | 13.06                    | 616.49                 | -0.36                            | 8.09                  | No   |                       |
| MWAST-8 | 11/3/2015  | 629.55       | 631.82    | 623.55    | 608.40    | NP                           | 0.00                          | 15.20                      | 12.93                    | 616.62                 | 0.13                             | 8.22                  | No   |                       |
| MWAST-8 | 4/21/2016  | 629.55       | 631.82    | 623.55    | 608.40    | NP                           | 0.00                          | 12.64                      | 10.37                    | 619.18                 | 2.56                             | 10.78                 | No   |                       |
| MWAST-8 | 4/27/2016  | 629.55       | 631.82    | 623.55    | 608.40    | NP                           | 0.00                          | 11.67                      | 9.40                     | 620.15                 | 0.97                             | 11.75                 | No   |                       |
| MWAST-8 | 5/18/2016  | 629.55       | 631.82    | 623.55    | 608.40    | NP                           | 0.00                          | 12.58                      | 10.31                    | 619.24                 | -0.91                            | 10.84                 | No   |                       |
| MWAST-8 | 5/23/2016  | 629.55       | 631.82    | 623.55    | 608.40    | NP                           | 0.00                          | 12.72                      | 10.45                    | 619.10                 | -0.14                            | 10.70                 | No   |                       |
| MWAST-8 | 5/31/2016  | 629.55       | 631.82    | 623.55    | 608.40    | NP                           | 0.00                          | 12.77                      | 10.50                    | 619.05                 | -0.05                            | 10.65                 | No   |                       |
| MWAST-8 | 6/14/2016  | 629.55       | 631.82    | 623.55    | 608.40    | NP                           | 0.00                          | 12.57                      | 10.30                    | 619.25                 | 0.20                             | 10.85                 | No   |                       |
| MWAST-8 | 6/21/2016  | 629.55       | 631.82    | 623.55    | 608.40    | NP                           | 0.00                          | 12.04                      | 9.77                     | 619.78                 | 0.53                             | 11.38                 | No   |                       |
| MWAST-8 | 7/21/2016  | 629.55       | 631.82    | 623.55    | 608.40    | NP                           | 0.00                          | 12.82                      | 10.55                    | 619.00                 | -0.78                            | 10.60                 | No   |                       |
| MWAST-8 | 7/25/2016  | 629.55       | 631.82    | 623.55    | 608.40    | NP                           | 0.00                          | 13.26                      | 10.99                    | 618.56                 | -0.44                            | 10.16                 | No   |                       |
| MWAST-8 | 9/2/2016   | 629.55       | 631.82    | 623.55    | 608.40    | NP                           | 0.00                          | 14.58                      | 12.31                    | 617.24                 | -1.32                            | 8.84                  | No   |                       |
| MWAST-8 | 10/3/2016  | 629.55       | 631.82    | 623.55    | 608.40    | NP                           | 0.00                          | 14.72                      | 12.45                    | 617.10                 | -0.14                            | 8.70                  | No   |                       |
| MWAST-8 | 10/13/2016 | 629.55       | 631.82    | 623.55    | 608.40    | NP                           | 0.00                          | 14.98                      | 12.71                    | 616.84                 | -0.26                            | 8.44                  | No   |                       |
| MWAST-8 | 5/18/2017  | 629.55       | 631.82    | 623.55    | 608.40    | NP                           | 0.00                          | 12.79                      | 10.52                    | 619.03                 | 2.19                             | 10.63                 | No   |                       |
| MWAST-8 | 5/31/2017  | 629.55       | 631.82    | 623.55    | 608.40    | NP                           | 0.00                          | 11.52                      | 9.25                     | 620.30                 | 1.27                             | 11.90                 | No   |                       |

**Table 4**  
**Groundwater and LNAPL Gauging Data - Barge Dock**  
**Former Amoco Terminal**  
**Superior, Wisconsin**

| Well ID | Date       | Ground Elev. | TOC Elev. | TOS Elev. | BOS Elev. | Depth to Product (feet BTOC) | Free Product Thickness (feet) | Depth to Water (feet BTOC) | Corrected DTW (feet bgs) | Corrected GW Elevation | Change in Corrected GW Elevation | Liquid in Well (feet) | Screen Submerged Below Water Table? (YES/NO) | Comments/Observations |
|---------|------------|--------------|-----------|-----------|-----------|------------------------------|-------------------------------|----------------------------|--------------------------|------------------------|----------------------------------|-----------------------|--|-----------------------|
| MWAST-8 | 5/30/2018  | 629.55       | 631.82    | 623.55    | 608.40    | NP                           | 0.00                          | 15.12                      | 12.85                    | 616.70                 | -3.60                            | 8.30                  | No   |                       |
| MWAST-8 | 6/18/2018  | 629.55       | 631.82    | 623.55    | 608.40    | NP                           | 0.00                          | 13.40                      | 11.13                    | 618.42                 | -1.88                            | 10.02                 | No   |                       |
| MWAST-8 | 6/27/2018  | 629.55       | 631.82    | 623.55    | 608.40    | NP                           | 0.00                          | 13.66                      | 11.39                    | 618.16                 | 1.46                             | 9.76                  | No   |                       |
| MWAST-8 | 6/3/2019   | 629.55       | 631.82    | 623.55    | 608.40    | NP                           | 0.00                          | 12.95                      | 10.68                    | 618.87                 | 0.45                             | 10.47                 | No   |                       |
| MWAST-8 | 3/31/2020  | 629.55       | 631.82    | 623.55    | 608.40    | NP                           | 0.00                          | 11.77                      | 9.50                     | 620.05                 | 1.89                             | 11.65                 | No   |                       |
| MWAST-8 | 5/26/2020  | 629.55       | 631.82    | 623.55    | 608.40    | NP                           | 0.00                          | 13.11                      | 10.84                    | 618.71                 | -0.16                            | 10.31                 | No   |                       |
| MWAST-8 | 5/24/2021  | 629.55       | 631.82    | 623.55    | 608.40    | NP                           | 0.00                          | 14.45                      | 12.18                    | 617.37                 | -2.68                            | 8.97                  | No   |                       |
| MWAST-9 | 10/22/2003 | 629.27       | 631.60    | 621.27    | 605.80    | NP                           | 0.00                          | 17.70                      | 15.37                    | 613.90                 | NA                               | 8.10                  | No   |                       |
| MWAST-9 | 1/20/2004  | 629.27       | 631.60    | 621.27    | 605.80    | NP                           | 0.00                          | 18.46                      | 16.13                    | 613.14                 | -0.76                            | 7.34                  | No   |                       |
| MWAST-9 | 4/19/2004  | 629.27       | 631.60    | 621.27    | 605.80    | NP                           | 0.00                          | 17.89                      | 15.56                    | 613.71                 | 0.57                             | 7.91                  | No   |                       |
| MWAST-9 | 7/27/2004  | 629.27       | 631.60    | 621.27    | 605.80    | NP                           | 0.00                          | 16.48                      | 14.15                    | 615.12                 | 1.41                             | 9.32                  | No   |                       |
| MWAST-9 | 11/16/2004 | 629.27       | 631.60    | 621.27    | 605.80    | NP                           | 0.00                          | 15.29                      | 12.96                    | 616.31                 | 1.19                             | 10.51                 | No   |                       |
| MWAST-9 | 4/18/2005  | 629.27       | 631.60    | 621.27    | 605.80    | NP                           | 0.00                          | 15.18                      | 12.85                    | 616.42                 | 0.11                             | 10.62                 | No   |                       |
| MWAST-9 | 10/11/2005 | 629.27       | 631.60    | 621.27    | 605.80    | NP                           | 0.00                          | 14.91                      | 12.58                    | 616.69                 | 0.27                             | 10.89                 | No   |                       |
| MWAST-9 | 5/23/2006  | 629.27       | 631.60    | 621.27    | 605.80    | NP                           | 0.00                          | 13.86                      | 11.53                    | 617.74                 | 1.05                             | 11.94                 | No   |                       |
| MWAST-9 | 10/16/2006 | 629.27       | 631.60    | 621.27    | 605.80    | NP                           | 0.00                          | 16.88                      | 14.55                    | 614.72                 | -3.02                            | 8.92                  | No   |                       |
| MWAST-9 | 4/23/2007  | 629.27       | 631.60    | 621.27    | 605.80    | NP                           | 0.00                          | 17.14                      | 14.81                    | 614.46                 | -0.26                            | 8.66                  | No   |                       |
| MWAST-9 | 9/25/2007  | 629.27       | 631.43    | 621.27    | 605.80    | NP                           | 0.00                          | 17.50                      | 15.34                    | 613.93                 | -0.53                            | 8.13                  | No   |                       |
| MWAST-9 | 5/1/2008   | 629.27       | 631.43    | 621.27    | 605.80    | NP                           | 0.00                          | 15.55                      | 13.39                    | 615.88                 | 1.95                             | 10.08                 | No   |                       |
| MWAST-9 | 10/20/2008 | 629.27       | 631.43    | 621.27    | 605.80    | NP                           | 0.00                          | 14.76                      | 12.60                    | 616.67                 | 0.79                             | 10.87                 | No   |                       |
| MWAST-9 | 8/31/2011  | 629.27       | 631.43    | 621.27    | 605.80    | NP                           | 0.00                          | 13.83                      | 11.67                    | 617.60                 | 0.93                             | 11.80                 | No   |                       |
| MWAST-9 | 10/11/2011 | 629.27       | 631.43    | 621.27    | 605.80    | NP                           | 0.00                          | 15.41                      | 13.25                    | 616.02                 | -1.58                            | 10.22                 | No   |                       |
| MWAST-9 | 1/4/2012   | 629.27       | 631.43    | 621.27    | 605.80    | NP                           | 0.00                          | 16.95                      | 14.79                    | 614.48                 | -1.54                            | 8.68                  | No   |                       |
| MWAST-9 | 4/16/2012  | 629.27       | 631.43    | 621.27    | 605.80    | NP                           | 0.00                          | 17.34                      | 15.18                    | 614.09                 | -0.39                            | 8.29                  | No   |                       |
| MWAST-9 | 6/28/2012  | 629.27       | 631.43    | 621.27    | 605.80    | NP                           | 0.00                          | 12.52                      | 10.36                    | 618.91                 | 4.82                             | 13.11                 | No   |                       |
| MWAST-9 | 9/30/2012  | 629.27       | 631.43    | 621.27    | 605.80    | NP                           | 0.00                          | 16.60                      | 14.44                    | 614.83                 | -4.08                            | 9.03                  | No   |                       |
| MWAST-9 | 12/17/2012 | 629.27       | 631.43    | 621.27    | 605.80    | NP                           | 0.00                          | 17.52                      | 15.36                    | 613.91                 | -0.92                            | 8.11                  | No   |                       |
| MWAST-9 | 3/25/2013  | 629.27       | 631.43    | 621.27    | 605.80    | NP                           | 0.00                          | 18.52                      | 16.36                    | 612.91                 | -1.00                            | 7.11                  | No   |                       |
| MWAST-9 | 5/5/2013   | 629.27       | 631.43    | 621.27    | 605.80    | NP                           | 0.00                          | 16.81                      | 14.65                    | 614.62                 | 1.71                             | 8.82                  | No   |                       |
| MWAST-9 | 10/3/2013  | 629.27       | 631.43    | 621.27    | 605.80    | NP                           | 0.00                          | 17.01                      | 14.85                    | 614.42                 | -0.20                            | 8.62                  | No   |                       |
| MWAST-9 | 5/21/2014  | 629.27       | 631.43    | 621.27    | 605.80    | NP                           | 0.00                          | 13.02                      | 10.86                    | 618.41                 | 3.99                             | 12.61                 | No   |                       |
| MWAST-9 | 10/31/2014 | 629.27       | 631.43    | 621.27    | 605.80    | NP                           | 0.00                          | 14.92                      | 12.76                    | 616.51                 | -1.90                            | 10.71                 | No   |                       |
| MWAST-9 | 5/6/2015   | 629.27       | 631.43    | 621.27    | 605.80    | NP                           | 0.00                          | 16.34                      | 14.18                    | 615.09                 | -1.42                            | 9.29                  | No   |                       |
| MWAST-9 | 7/10/2015  | 629.27       | 631.43    | 621.27    | 605.80    | 15.17                        | 0.03                          | 15.20                      | 13.02                    | 616.25                 | 1.16                             | 10.46                 | No   |                       |
| MWAST-9 | 10/5/2015  | 629.27       | 631.43    | 621.27    | 605.80    | NP                           | 0.00                          | 14.56                      | 12.40                    | 616.87                 | 0.62                             | 11.07                 | No   |                       |
| MWAST-9 | 5/23/2016  | 629.27       | 631.43    | 621.27    | 605.80    | NP                           | 0.00                          | 12.12                      | 9.96                     | 619.31                 | 2.44                             | 13.51                 | No   |                       |
| MWAST-9 | 10/3/2016  | 629.27       | 631.43    | 621.27    | 605.80    | NP                           | 0.00                          | 14.29                      | 12.13                    | 617.14                 | -2.17                            | 11.34                 | No   |                       |
| MWAST-9 | 6/29/2017  | 629.27       | 631.43    | 621.27    | 605.80    | NP                           | 0.00                          | 15.10                      | 12.94                    | 616.33                 | -0.81                            | 10.53                 | No   |                       |
| MWAST-9 | 5/14/2018  | 629.27       | 631.43    | 621.27    | 605.80    | NP                           | 0.00                          | 14.94                      | 12.78                    | 616.49                 | 0.16                             | 10.69                 | No   |                       |
| MWAST-9 | 5/26/2020  | 629.27       | 631.43    | 621.27    | 605.80    | NP                           | 0.00                          | 12.63                      | 10.47                    | 618.80                 | 2.31                             | 13.00                 | No   |                       |

**Table 4**  
**Groundwater and LNAPL Gauging Data - Barge Dock**  
**Former Amoco Terminal**  
**Superior, Wisconsin**

| Well ID | Date       | Ground Elev. | TOC Elev. | TOS Elev. | BOS Elev. | Depth to Product (feet BTOC) | Free Product Thickness (feet) | Depth to Water (feet BTOC) | Corrected DTW (feet bgs) | Corrected GW Elevation | Change in Corrected GW Elevation | Liquid in Well (feet) | Screen Submerged Below Water Table? (YES/NO) | Comments/Observations     |
|---------|------------|--------------|-----------|-----------|-----------|------------------------------|-------------------------------|----------------------------|--------------------------|------------------------|----------------------------------|-----------------------|--|---------------------------|
| MWAST-9 | 5/24/2021  | 629.27       | 631.43    | 621.27    | 605.80    | NP                           | 0.00                          | 14.13                      | 11.97                    | 617.30                 | -1.50                            | 11.50                 | No   |                           |
| MWM-2   | 10/21/2003 | 626.14       | 628.94    | 613.14    | 597.36    | NP                           | 0.00                          | 18.39                      | 15.59                    | 610.55                 | NA                               | 13.19                 | No   |                           |
| MWM-2   | 1/20/2004  | 626.14       | 628.94    | 613.14    | 597.36    | NP                           | 0.00                          | 19.16                      | 16.36                    | 609.78                 | -0.77                            | 12.42                 | No   |                           |
| MWM-2   | 4/19/2004  | 626.14       | 628.94    | 613.14    | 597.36    | NP                           | 0.00                          | 17.38                      | 14.58                    | 611.56                 | 1.78                             | 14.20                 | No   |                           |
| MWM-2   | 11/18/2004 |              |           |           |           |                              |                               |                            |                          |                        |                                  |                       |  | Well Damaged              |
| MWM-2   | 4/18/2005  |              |           |           |           |                              |                               |                            |                          |                        |                                  |                       |  | Well Damaged              |
| MWM-2   | 8/1/2005   |              |           |           |           |                              |                               |                            |                          |                        |                                  |                       |  | Well Repaired August 2005 |
| MWM-2   | 10/11/2005 | 626.14       | 628.94    | 613.14    | 597.36    | NP                           | 0.00                          | 15.98                      | 13.18                    | 612.96                 | NA                               | 15.60                 | No   |                           |
| MWM-2   | 5/23/2006  | 626.14       | 628.94    | 613.14    | 597.36    | NP                           | 0.00                          | 14.94                      | 12.14                    | 614.00                 | 1.04                             | 16.64                 | Yes  |                           |
| MWM-2   | 10/16/2006 | 626.14       | 628.94    | 613.14    | 597.36    | NP                           | 0.00                          | 17.56                      | 14.76                    | 611.38                 | -2.62                            | 14.02                 | No   |                           |
| MWM-2   | 4/23/2007  | 626.14       | 628.94    | 613.14    | 597.36    | NP                           | 0.00                          | 17.75                      | 14.95                    | 611.19                 | -0.19                            | 13.83                 | No   |                           |
| MWM-2   | 9/25/2007  | 626.14       | 628.94    | 613.14    | 597.36    | NP                           | 0.00                          | 17.36                      | 14.56                    | 611.58                 | 0.39                             | 14.22                 | No   |                           |
| MWM-2   | 5/1/2008   | 626.14       | 628.94    | 613.14    | 597.36    | NP                           | 0.00                          | 15.65                      | 12.85                    | 613.29                 | 1.71                             | 15.93                 | Yes  |                           |
| MWM-2   | 10/20/2008 | 626.14       | 628.94    | 613.14    | 597.36    | NP                           | 0.00                          | 14.59                      | 11.79                    | 614.35                 | 1.06                             | 16.99                 | Yes  |                           |
| MWM-2   | 8/31/2011  | 626.14       | 628.94    | 613.14    | 597.36    | NP                           | 0.00                          | 15.19                      | 12.39                    | 613.75                 | -0.60                            | 16.39                 | Yes  |                           |
| MWM-2   | 10/11/2011 | 626.14       | 628.94    | 613.14    | 597.36    | NP                           | 0.00                          | 17.13                      | 14.33                    | 611.81                 | -1.94                            | 14.45                 | No   |                           |
| MWM-2   | 1/4/2012   | 626.14       | 628.94    | 613.14    | 597.36    | NP                           | 0.00                          | 17.88                      | 15.08                    | 611.06                 | -0.75                            | 13.70                 | No   |                           |
| MWM-2   | 4/16/2012  | 626.14       | 628.94    | 613.14    | 597.36    | NP                           | 0.00                          | 17.05                      | 14.25                    | 611.89                 | 0.83                             | 14.53                 | No   |                           |
| MWM-2   | 6/28/2012  | 626.14       | 628.94    | 613.14    | 597.36    | NP                           | 0.00                          | 13.57                      | 10.77                    | 615.37                 | 3.48                             | 18.01                 | Yes  |                           |
| MWM-2   | 9/30/2012  | 626.14       | 628.94    | 613.14    | 597.36    | NP                           | 0.00                          | 17.66                      | 14.86                    | 611.28                 | -4.09                            | 13.92                 | No   |                           |
| MWM-2   | 12/17/2012 | 626.14       | 628.94    | 613.14    | 597.36    | NP                           | 0.00                          | 18.10                      | 15.30                    | 610.84                 | -0.44                            | 13.48                 | No   |                           |
| MWM-2   | 3/25/2013  | 626.14       | 628.94    | 613.14    | 597.36    | NP                           | 0.00                          | 19.01                      | 16.21                    | 609.93                 | -0.91                            | 12.57                 | No   |                           |
| MWM-2   | 5/5/2013   | 626.14       | 628.94    | 613.14    | 597.36    | NP                           | 0.00                          | 16.37                      | 13.57                    | 612.57                 | 2.64                             | 15.21                 | No   |                           |
| MWM-2   | 10/1/2013  | 626.14       | 628.94    | 613.14    | 597.36    | NP                           | 0.00                          | 17.49                      | 14.69                    | 611.45                 | -1.12                            | 14.09                 | No   |                           |
| MWM-2   | 5/21/2014  | 626.14       | 628.94    | 613.14    | 597.36    | NP                           | 0.00                          | 18.57                      | 15.77                    | 610.37                 | -1.08                            | 13.01                 | No   |                           |
| MWM-2   | 10/30/2014 | 626.14       | 628.94    | 613.14    | 597.36    | NP                           | 0.00                          | 15.58                      | 12.78                    | 613.36                 | 2.99                             | 16.00                 | Yes  |                           |
| MWM-2   | 5/6/2015   | 626.14       | 628.94    | 613.14    | 597.36    | NP                           | 0.00                          | 16.53                      | 13.73                    | 612.41                 | -0.95                            | 15.05                 | No   |                           |
| MWM-2   | 10/5/2015  | 626.14       | 628.94    | 613.14    | 597.36    | NP                           | 0.00                          | 15.34                      | 12.54                    | 613.60                 | 1.19                             | 16.24                 | Yes  |                           |
| MWM-2   | 5/23/2016  | 626.14       | 628.94    | 613.14    | 597.36    | NP                           | 0.00                          | 13.98                      | 11.18                    | 614.96                 | 1.36                             | 17.60                 | Yes  |                           |
| MWM-2   | 10/3/2016  | 626.14       | 628.94    | 613.14    | 597.36    | NP                           | 0.00                          | 15.43                      | 12.63                    | 613.51                 | -1.45                            | 16.15                 | Yes  |                           |
| MWM-2   | 6/29/2017  | 626.14       | 628.94    | 613.14    | 597.36    | NP                           | 0.00                          | 14.39                      | 11.59                    | 614.55                 | 1.04                             | 17.19                 | Yes  |                           |
| MWM-2   | 6/3/2019   | 626.14       | 628.94    | 613.14    | 597.36    | NP                           | 0.00                          | 13.76                      | 10.96                    | 615.18                 | 0.63                             | 17.82                 | Yes  |                           |
| MWM-2   | 5/26/2020  | 626.14       | 628.94    | 613.14    | 597.36    | NP                           | 0.00                          | 14.27                      | 11.47                    | 614.67                 | -0.51                            | 17.31                 | Yes  |                           |
| MWM-2   | 5/24/2021  | 626.14       | 628.94    | 613.14    | 597.36    | NP                           | 0.00                          | 14.84                      | 12.04                    | 614.10                 | -0.57                            | 16.74                 | Yes  |                           |
| MWM-2D  | 10/3/2016  | 626.11       | 629.06    | 573.11    | 568.11    | NP                           | 0.00                          | 15.14                      | 12.19                    | 613.92                 | NA                               | 45.81                 | Yes  |                           |
| MWM-2D  | 6/13/2017  | 626.11       | 629.06    | 573.11    | 568.11    | NP                           | 0.00                          | 12.24                      | 9.29                     | 616.82                 | 2.90                             | 48.71                 | Yes  |                           |
| MWM-2D  | 10/3/2017  | 626.11       | 629.06    | 573.11    | 568.11    | NP                           | 0.00                          | 12.84                      | 9.89                     | 616.22                 | -0.60                            | 48.11                 | Yes  |                           |
| MWM-2D  | 6/18/2018  | 626.11       | 629.06    | 573.11    | 568.11    | NP                           | 0.00                          | 14.60                      | 11.65                    | 614.46                 | -1.76                            | 46.35                 | Yes  |                           |
| MWM-2D  | 10/8/2018  | 626.11       | 629.06    | 573.11    | 568.11    | NP                           | 0.00                          | 15.57                      | 12.62                    | 613.49                 | -0.97                            | 45.38                 | Yes  |                           |

**Table 4**  
**Groundwater and LNAPL Gauging Data - Barge Dock**  
**Former Amoco Terminal**  
**Superior, Wisconsin**

| Well ID  | Date       | Ground Elev. | TOC Elev. | TOS Elev. | BOS Elev. | Depth to Product (feet BTOC) | Free Product Thickness (feet) | Depth to Water (feet BTOC) | Corrected DTW (feet bgs) | Corrected GW Elevation | Change in Corrected GW Elevation | Liquid in Well (feet) | Screen Submerged Below Water Table? (YES/NO) | Comments/Observations   |
|--|------------|--------------|-----------|-----------|-----------|------------------------------|-------------------------------|----------------------------|--------------------------|------------------------|----------------------------------|-----------------------|--|---|
| MWM-2D   | 10/8/2018  | 626.11       | 629.06    | 573.11    | 568.11    | NP                           | 0.00                          | 14.03                      | 11.08                    | 615.03                 | 1.54                             | 46.92                 | Yes  |   |
| MWM-2D   | 10/2/2019  | 626.11       | 629.06    | 573.11    | 568.11    | NP                           | 0.00                          | 15.08                      | 12.13                    | 613.98                 | -1.05                            | 45.87                 | Yes  |   |
| MWM-2D   | 5/26/2020  | 626.11       | 629.06    | 573.11    | 568.11    | NP                           | 0.00                          | 14.27                      | 11.32                    | 614.79                 | 0.81                             | 46.68                 | Yes  |   |
| MWM-2D   | 10/5/2020  | 626.11       | 629.06    | 573.11    | 568.11    | NP                           | 0.00                          | 15.82                      | 12.87                    | 613.24                 | -1.55                            | 45.13                 | Yes  |   |
| MWM-2D   | 5/24/2021  | 626.11       | 629.06    | 573.11    | 568.11    | NP                           | 0.00                          | 15.11                      | 12.16                    | 613.95                 | 0.71                             | 45.84                 | Yes  |   |
| MWM-3  | 10/23/2003 | 627.18       | 629.68    | 612.18    | 597.18    | 16.45                        | 12.62                         | 29.07                      | 16.85                    | 610.33                 | NA                               | 16.05                 | No   |   |
| MWM-3  | 1/20/2004  | 627.18       | 629.68    | 612.18    | 597.18    | 17.30                        | 11.51                         | 28.81                      | 17.44                    | 609.74                 | -0.59                            | 15.20                 | No   |   |
| MWM-3  | 4/19/2004  | 627.18       | 629.68    | 612.18    | 597.18    | 15.18                        | 13.80                         | 28.98                      | 15.85                    | 611.33                 | 1.59                             | 17.32                 | No   |   |
| MWM-3  | 7/27/2004  | 627.18       | 629.68    | 612.18    | 597.18    | 14.72                        | 14.37                         | 29.09                      | 15.52                    | 611.66                 | 0.33                             | 17.78                 | No   |   |
| MWM-3  | 11/15/2004 | 627.18       | 629.68    | 612.18    | 597.18    | 13.44                        | 15.95                         | 29.39                      | 14.61                    | 612.57                 | 0.92                             | 19.06                 | Yes  |   |
| MWM-3  | 4/18/2005  | 627.18       | 629.68    | 612.18    | 597.18    | 13.37                        | 16.13                         | 29.50                      | 14.58                    | 612.60                 | 0.03                             | 19.13                 | Yes  |   |
| MWM-3  | 9/9/2005   | 627.18       | 629.68    | 612.18    | 597.18    | 15.38                        | 13.86                         | 29.24                      | 16.07                    | 611.11                 | -1.49                            | 17.12                 | No   |   |
| MWM-3  | 10/11/2005 | 627.18       | 629.68    | 612.18    | 597.18    | 12.96                        | 16.42                         | 29.38                      | 14.23                    | 612.95                 | 1.83                             | 19.54                 | Yes  |   |
| MWM-3  | 5/23/2006  | 627.18       | 629.68    | 612.18    | 597.18    | 12.20                        | 17.63                         | 29.83                      | 13.75                    | 613.43                 | 0.48                             | 20.30                 | Yes  |   |
| MWM-3  | 10/16/2006 | 627.18       | 629.68    | 612.18    | 597.18    | 15.60                        | 13.60                         | 29.20                      | 16.23                    | 610.95                 | -2.47                            | 16.90                 | No   |   |
| MWM-3  | 4/23/2007  | 627.18       | 629.68    | 612.18    | 597.18    | 14.61                        | 14.67                         | 29.28                      | 15.48                    | 611.70                 | 0.74                             | 17.89                 | No   |   |
| MWM-3  | 9/25/2007  | 627.18       | 629.68    | 612.18    | 597.18    | 15.60                        | 13.40                         | 29.00                      | 16.18                    | 611.00                 | -0.70                            | 16.90                 | No   |   |
| MWM-3  | 5/1/2008   | 627.18       | 629.68    | 612.18    | 597.18    | 12.16                        | 17.53                         | 29.69                      | 13.69                    | 613.49                 | 2.49                             | 20.34                 | Yes  |   |
| MWM-3  | 8/31/2011  | 627.18       | 629.68    | 612.18    | 597.18    | 12.51                        | 17.02                         | 29.53                      | 13.92                    | 613.26                 | -0.23                            | 19.99                 | Yes  |   |
| MWM-3  | 10/21/2011 | 627.18       | 629.68    | 612.18    | 597.18    | 15.30                        | 10.30                         | 25.60                      | 15.17                    | 612.01                 | -1.25                            | 17.20                 | No   |   |
| MWM-3  | 10/27/2011 | 627.18       | 629.68    | 612.18    | 597.18    | 14.90                        | 13.30                         | 28.20                      | 15.46                    | 611.72                 | -0.29                            | 17.60                 | No   |   |
| MWM-3  | 11/3/2011  | 627.18       | 629.68    | 612.18    | 597.18    | 15.11                        | 13.12                         | 28.23                      | 15.62                    | 611.56                 | -0.17                            | 17.39                 | No   |   |
| MWM-3  | 11/9/2011  | 627.18       | 629.68    | 612.18    | 597.18    | 15.07                        | 13.38                         | 28.45                      | 15.64                    | 611.54                 | -0.02                            | 17.43                 | No   |   |
| MWM-3  | 11/10/2011 | 627.18       | 629.68    | 612.18    | 597.18    | 15.34                        | 13.11                         | 28.45                      | 15.85                    | 611.33                 | -0.21                            | 17.16                 | No   | Before EFR  |
| MWM-3  | 11/10/2011 | 627.18       | 629.68    | 612.18    | 597.18    | 20.62                        | 0.07                          | 20.69                      | 18.14                    | 609.04                 | -2.28                            | 11.88                 | No   | After EFR   |
| MWM-3  | 11/13/2011 | 627.18       | 629.68    | 612.18    | 597.18    | 15.12                        | 12.91                         | 28.03                      | 15.59                    | 611.59                 | 2.55                             | 17.38                 | No   | EFR Check   |
| MWM-3  | 11/17/2011 | 627.18       | 629.68    | 612.18    | 597.18    | 15.32                        | 13.04                         | 28.36                      | 15.82                    | 611.36                 | -0.23                            | 17.18                 | No   |   |
| MWM-3  | 11/22/2011 | 627.18       | 629.68    | 612.18    | 597.18    | 15.36                        | 13.12                         | 28.48                      | 15.87                    | 611.31                 | -0.06                            | 17.14                 | No   |   |
| MWM-3  | 11/29/2011 | 627.18       | 629.68    | 612.18    | 597.18    | 15.42                        | 13.10                         | 28.52                      | 15.93                    | 611.25                 | -0.06                            | 17.08                 | No   | Reading before system start up  |
| MWM-3  | 1/4/2012   | 627.18       | 629.68    | 612.18    | 597.18    | 16.13                        | 12.27                         | 28.40                      | 16.45                    | 610.73                 | -0.52                            | 16.37                 | No   |   |
| MWM-3  | 2/16/2012  | 627.18       | 629.68    | 612.18    | 597.18    | 16.77                        | 10.58                         | 27.35                      | 16.70                    | 610.48                 | -0.25                            | 15.73                 | No   |   |
| MWM-3  | 3/13/2012  | 627.18       | 629.68    | 612.18    | 597.18    | 16.68                        | 11.58                         | 28.26                      | 16.84                    | 610.34                 | -0.14                            | 15.82                 | No   |   |
| MWM-3  | 4/16/2012  | 627.18       | 629.68    | 612.18    | 597.18    | 15.28                        | 12.90                         | 28.18                      | 15.74                    | 611.44                 | 1.10                             | 17.22                 | No   |   |
| MWM-3  | 6/11/2012  | 627.18       | 629.68    | 612.18    | 597.18    | 12.58                        | 16.22                         | 28.80                      | 13.81                    | 613.37                 | 1.94                             | 19.92                 | Yes  | Reading before install of well pumps for Barge system expansion to C. Reiss property. |
| MWM-3  | 6/21/2012  | 627.18       | 629.68    | 612.18    | 597.18    | 14.30                        | 1.70                          | 16.00                      | 12.19                    | 614.99                 | 1.62                             | 18.20                 | Yes  | Connected to System   |
| MWM-3  | 6/28/2012  | 627.18       | 629.68    | 612.18    | 597.18    | 15.22                        | 0.16                          | 15.38                      | 12.76                    | 614.42                 | -0.57                            | 17.28                 | Yes  | Connected to System   |
| MWM-3  | 12/17/2012 | 627.18       | 629.68    | 612.18    | 597.18    | 17.21                        | 7.27                          | 24.48                      | 16.38                    | 610.80                 | -3.62                            | 15.29                 | No   | System down for winter; interface probe could not bypass pump to gauge DTW.           |
| <b>Well connected to Barge Dock Skimmer system - Phase 2</b> |            |              |           |           |           |                              |                               |                            |                          |                        |                                  |                       |  | No  |
| MWM-3  | 3/25/2013  | 627.18       | 629.68    | 612.18    | 597.18    | 18.22                        | 6.13                          | 24.35                      | 17.13                    | 610.05                 | -0.75                            | 14.28                 | No   | Probe hit pump at 24.35' still indicated LNAPL  |
| MWM-3  | 5/5/2013   | 627.18       | 629.68    | 612.18    | 597.18    | 15.12                        | 9.53                          | 24.65                      | 14.81                    | 612.37                 | 2.32                             | 17.38                 | Yes  | Probe hit pump at 24.65' still indicated LNAPL  |
| MWM-3  | 5/22/2014  | 627.18       | 629.68    | 612.18    | 597.18    | 15.21                        | 0.16                          | 15.37                      | 12.75                    | 614.43                 | 2.06                             | 17.29                 | Yes  |   |

**Table 4**  
**Groundwater and LNAPL Gauging Data - Barge Dock**  
**Former Amoco Terminal**  
**Superior, Wisconsin**

| Well ID | Date       | Ground Elev. | TOC Elev. | TOS Elev. | BOS Elev. | Depth to Product (feet BTOC) | Free Product Thickness (feet) | Depth to Water (feet BTOC) | Corrected DTW (feet bgs) | Corrected GW Elevation | Change in Corrected GW Elevation | Liquid in Well (feet) | Screen Submerged Below Water Table? (YES/NO) | Comments/Observations  |
|---------|------------|--------------|-----------|-----------|-----------|------------------------------|-------------------------------|----------------------------|--------------------------|------------------------|----------------------------------|-----------------------|--|------------------------|
| MWM-3   | 10/31/2014 | 627.18       | 629.68    | 612.18    | 597.18    | 17.25                        | 0.13                          | 17.38                      | 14.78                    | 612.40                 | -2.03                            | 15.25                 | Yes  |                        |
| MWM-3   | 3/17/2015  | 627.18       | 629.68    | 612.18    | 597.18    | 16.59                        | 7.61                          | 24.20                      | 15.84                    | 611.34                 | -1.06                            | 15.91                 | No   |                        |
| MWM-3   | 5/6/2015   | 627.18       | 629.68    | 612.18    | 597.18    | 18.05                        | 0.12                          | 18.17                      | 15.58                    | 611.60                 | -0.80                            | 14.45                 | No   |                        |
| MWM-3   | 6/25/2015  | 627.18       | 629.68    | 612.18    | 597.18    | 17.30                        | 0.13                          | 17.43                      | 14.83                    | 612.35                 | 0.75                             | 15.20                 | Yes  |                        |
| MWM-3   | 7/13/2015  | 627.18       | 629.68    | 612.18    | 597.18    | 17.20                        | 0.12                          | 17.32                      | 14.73                    | 612.45                 | 0.85                             | 15.30                 | Yes  |                        |
| MWM-3   | 10/1/2015  | 627.18       | 629.68    | 612.18    | 597.18    | 14.80                        | 0.12                          | 14.92                      | 12.33                    | 614.85                 | 2.40                             | 17.70                 | Yes  |                        |
| MWM-3   | 10/5/2015  | 627.18       | 629.68    | 612.18    | 597.18    | 16.88                        | 0.07                          | 16.95                      | 14.40                    | 612.78                 | -2.07                            | 15.62                 | Yes  |                        |
| MWM-3   | 4/21/2016  | 627.18       | 629.68    | 612.18    | 597.18    | 11.75                        | 10.92                         | 22.67                      | 11.76                    | 615.42                 | 2.64                             | 20.75                 | Yes  |                        |
| MWM-3   | 5/2/2017   | 627.18       | 629.68    | 612.18    | 597.18    | 12.81                        | 13.06                         | 25.87                      | 13.31                    | 613.87                 | -1.55                            | 19.69                 | Yes  |                        |
| MWM-3   | 5/31/2017  | 627.18       | 629.68    | 612.18    | 597.18    | 15.41                        | 0.18                          | 15.59                      | 12.95                    | 614.23                 | 0.36                             | 17.09                 | Yes  |                        |
| MWM-3   | 6/14/2017  | 627.18       | 629.68    | 612.18    | 597.18    | 15.37                        | 0.15                          | 15.52                      | 12.90                    | 614.28                 | 0.05                             | 17.13                 | Yes  |                        |
| MWM-3   | 06/29/17   | 627.18       | 629.68    | 612.18    | 597.18    | 15.86                        | 0.10                          | 15.96                      | 13.38                    | 613.80                 | -0.48                            | 16.64                 | Yes  |                        |
| MWM-3   | 7/12/2017  | 627.18       | 629.68    | 612.18    | 597.18    | 15.46                        | 0.15                          | 15.61                      | 12.99                    | 614.19                 | 0.39                             | 17.04                 | Yes  |                        |
| MWM-3   | 07/19/17   | 627.18       | 629.68    | 612.18    | 597.18    | 15.45                        | 0.14                          | 15.59                      | 12.98                    | 614.20                 | 0.01                             | 17.05                 | Yes  |                        |
| MWM-3   | 7/26/2017  | 627.18       | 629.68    | 612.18    | 597.18    | 15.63                        | 0.24                          | 15.87                      | 13.19                    | 613.99                 | -0.20                            | 16.87                 | Yes  |                        |
| MWM-3   | 07/27/17   | 627.18       | 629.68    | 612.18    | 597.18    | 15.75                        | 0.17                          | 15.92                      | 13.29                    | 613.89                 | -0.10                            | 16.75                 | Yes  |                        |
| MWM-3   | 8/4/2017   | 627.18       | 629.68    | 612.18    | 597.18    | 15.88                        | 0.19                          | 16.07                      | 13.42                    | 613.76                 | -0.13                            | 16.62                 | Yes  |                        |
| MWM-3   | 08/08/17   | 627.18       | 629.68    | 612.18    | 597.18    | 15.99                        | 0.15                          | 16.14                      | 13.52                    | 613.66                 | -0.10                            | 16.51                 | Yes  |                        |
| MWM-3   | 8/15/2017  | 627.18       | 629.68    | 612.18    | 597.18    | 15.43                        | 0.16                          | 15.59                      | 12.97                    | 614.21                 | 0.56                             | 17.07                 | Yes  |                        |
| MWM-3   | 08/22/17   | 627.18       | 629.68    | 612.18    | 597.18    | 15.16                        | 0.18                          | 15.34                      | 12.70                    | 614.48                 | 0.27                             | 17.34                 | Yes  |                        |
| MWM-3   | 8/30/2017  | 627.18       | 629.68    | 612.18    | 597.18    | 14.35                        | 0.14                          | 14.49                      | 11.88                    | 615.30                 | 0.82                             | 18.15                 | Yes  |                        |
| MWM-3   | 09/07/17   | 627.18       | 629.68    | 612.18    | 597.18    | 14.52                        | 0.18                          | 14.70                      | 12.06                    | 615.12                 | -0.18                            | 17.98                 | Yes  |                        |
| MWM-3   | 9/14/2017  | 627.18       | 629.68    | 612.18    | 597.18    | 15.09                        | -0.07                         | 15.02                      | 12.57                    | 614.66                 | -0.46                            | 17.48                 | Yes  |                        |
| MWM-3   | 9/27/2017  | 627.18       | 629.68    | 612.18    | 597.18    | 15.06                        | 0.14                          | 15.20                      | 12.59                    | 614.59                 | -0.07                            | 17.44                 | Yes  |                        |
| MWM-3   | 10/12/2017 | 627.18       | 629.68    | 612.18    | 597.18    | 14.22                        | 0.11                          | 14.33                      | 11.75                    | 615.43                 | 0.85                             | 18.28                 | Yes  |                        |
| MWM-3   | 10/26/17   | 627.18       | 629.68    | 612.18    | 597.18    | 14.55                        | 0.13                          | 14.68                      | 12.08                    | 615.10                 | -0.33                            | 17.95                 | Yes  |                        |
| MWM-3   | 05/14/18   | 627.18       | 629.68    | 612.18    | 597.18    | NP                           | 0.00                          | 14.11                      | 11.61                    | 615.57                 | 0.47                             | 18.39                 | Yes  |                        |
| MWM-3   | 05/15/18   | 627.18       | 629.68    | 612.18    | 597.18    | 17.06                        | 0.14                          | 17.20                      | 14.59                    | 612.59                 | -2.98                            | 15.44                 | Yes  |                        |
| MWM-3   | 05/23/18   | 627.18       | 629.68    | 612.18    | 597.18    | 17.40                        | 0.30                          | 17.70                      | 14.97                    | 612.21                 | -0.38                            | 15.10                 | Yes  |                        |
| MWM-3   | 05/24/18   | 627.18       | 629.68    | 612.18    | 597.18    | 17.25                        | 0.15                          | 17.40                      | 14.78                    | 612.40                 | 0.18                             | 15.25                 | Yes  |                        |
| MWM-3   | 05/30/18   | 627.18       | 629.68    | 612.18    | 597.18    | NP                           | 0.00                          | 16.81                      | 14.31                    | 612.87                 | 0.47                             | 15.69                 | Yes  |                        |
| MWM-3   | 06/08/18   | 627.18       | 629.68    | 612.18    | 597.18    | 16.44                        | 0.02                          | 16.46                      | 13.94                    | 613.24                 | 0.37                             | 16.06                 | Yes  |                        |
| MWM-3   | 06/12/18   | 627.18       | 629.68    | 612.18    | 597.18    | 16.47                        | 0.18                          | 16.65                      | 14.01                    | 613.17                 | -0.07                            | 16.03                 | Yes  |                        |
| MWM-3   | 06/19/18   | 627.18       | 629.68    | 612.18    | 597.18    | PUMP OBSTRUCTION             |                               |                            |                          |                        |                                  |                       |  |                        |
| MWM-3   | 06/28/18   | 627.18       | 629.68    | 612.18    | 597.18    | PUMP OBSTRUCTION             |                               |                            |                          |                        |                                  |                       |  |                        |
| MWM-3   | 07/03/18   | 627.18       | 629.68    | 612.18    | 597.18    | 15.85                        | 0.15                          | 16.00                      | 13.38                    | 613.80                 | 0.63                             | 16.65                 | Yes  |                        |
| MWM-3   | 07/10/18   | 627.18       | 629.68    | 612.18    | 597.18    | 16.20                        | 0.15                          | 16.35                      | 13.73                    | 613.45                 | -0.35                            | 16.30                 | Yes  |                        |
| MWM-3   | 07/25/18   | 627.18       | 629.68    | 612.18    | 597.18    | PUMP OBSTRUCTION             |                               |                            |                          |                        |                                  |                       |  |                        |
| MWM-3   | 08/08/18   | 627.18       | 629.68    | 612.18    | 597.18    | 17.39                        |                               | 17.65                      |                          | 612.03                 |                                  | 14.85                 | No   |                        |
| MWM-3   | 08/16/18   | 627.18       | 629.68    | 612.18    | 597.18    | PUMP OBSTRUCTION             |                               |                            |                          |                        |                                  |                       |  |                        |
| MWM-3   | 09/04/18   | 627.18       | 629.68    | 612.18    | 597.18    | PUMP OBSTRUCTION             |                               |                            |                          |                        |                                  |                       |  |                        |
| MWM-3   | 09/17/18   | 627.18       | 629.68    | 612.18    | 597.18    | 17.47                        | 0.17                          | 17.64                      |                          | 612.17                 |                                  | 15.03                 | No   |                        |
| MWM-3   | 05/07/19   | 627.18       | 629.68    | 612.18    | 597.18    | 16.75                        | 2.33                          | 19.08                      | 14.79                    | 612.39                 | 0.22                             | 15.75                 | Yes  |                        |
| MWM-3   | 05/14/19   | 627.18       | 629.68    | 612.18    | 597.18    | 16.06                        | 3.49                          | 19.55                      | 14.36                    | 612.82                 | 0.42                             | 16.44                 | Yes  |                        |
| MWM-3   | 05/22/19   | 627.18       | 629.68    | 612.18    | 597.18    | 15.67                        | 0.91                          | 16.58                      | 13.38                    | 613.80                 | 0.98                             | 16.83                 | Yes  |                        |
| MWM-3   | 05/28/19   | 627.18       | 629.68    | 612.18    | 597.18    | 13.85                        | 3.84                          | 17.69                      | 12.23                    | 614.95                 | 1.15                             | 18.65                 | Yes  | System Down, Tank Full |

**Table 4**  
**Groundwater and LNAPL Gauging Data - Barge Dock**  
**Former Amoco Terminal**  
**Superior, Wisconsin**

| Well ID | Date      | Ground Elev. | TOC Elev. | TOS Elev. | BOS Elev. | Depth to Product (feet BTOC) | Free Product Thickness (feet) | Depth to Water (feet BTOC) | Corrected DTW (feet bgs) | Corrected GW Elevation | Change in Corrected GW Elevation | Liquid in Well (feet) | Screen Submerged Below Water Table? (YES/NO) | Comments/Observations                                    |                     |
|---------|-----------|--------------|-----------|-----------|-----------|------------------------------|-------------------------------|----------------------------|--------------------------|------------------------|----------------------------------|-----------------------|--|--|---------------------|
| MWM-3   | 06/07/19  | 627.18       | 629.68    | 612.18    | 597.18    | <b>PUMP OBSTRUCTION</b>      |                               |                            |                          |                        |                                  |                       |  | System Up and Running, Tank Pumped Out                   |                     |
| MWM-3   | 06/13/19  | 627.18       | 629.68    | 612.18    | 597.18    | <b>PUMP OBSTRUCTION</b>      |                               |                            |                          |                        |                                  |                       |  |  |                     |
| MWM-3   | 06/24/19  | 627.18       | 629.68    | 612.18    | 597.18    | 15.48                        | 1.01                          | 16.49                      | 13.21                    | 613.97                 | 613.97                           | 17.02                 | Yes  |  |                     |
| MWM-3   | 07/03/19  | 627.18       | 629.68    | 612.18    | 597.18    | 15.40                        | 0.15                          | 15.55                      | 12.93                    | 614.25                 | 0.28                             | 17.10                 | Yes  |  |                     |
| MWM-3   | 08/28/19  | 627.18       | 629.68    | 612.18    | 597.18    | 17.55                        | 0.14                          | 17.69                      | 15.08                    | 612.10                 | -2.15                            | 14.95                 | No   |  |                     |
| MWM-3   | 09/12/19  | 627.18       | 629.68    | 612.18    | 597.18    | 17.20                        | 0.17                          | 17.37                      | 14.74                    | 612.44                 | 0.34                             | 15.30                 | Yes  |  |                     |
| MWM-3   | 09/25/19  | 627.18       | 629.68    | 612.18    | 597.18    | 16.69                        | 0.14                          | 16.83                      | 14.22                    | 612.96                 | 0.52                             | 15.81                 | Yes  |  |                     |
| MWM-3   | 10/04/19  | 627.18       | 629.68    | 612.18    | 597.18    | 16.11                        | 0.17                          | 16.28                      | 13.65                    | 613.53                 | 0.57                             | 16.39                 | Yes  |  |                     |
| MWM-3   | 10/07/19  | 627.18       | 629.68    | 612.18    | 597.18    | <b>PUMP OBSTRUCTION</b>      |                               |                            |                          |                        |                                  |                       |  |  |                     |
| MWM-3   | 10/21/19  | 627.18       | 629.68    | 612.18    | 597.18    | <b>PUMP OBSTRUCTION</b>      |                               |                            |                          |                        |                                  |                       |  | System went down 10/18 (powerline down), restarted 10/21 |                     |
| MWM-3   | 10/29/19  | 627.18       | 629.68    | 612.18    | 597.18    | 15.56                        | 0.12                          | 15.68                      | 13.09                    | 614.09                 | 0.56                             | 16.94                 | Yes  |  |                     |
| MWM-3   | 03/31/20  | 627.18       | 629.68    | 612.18    | 597.18    | 10.96                        | 11.56                         | 22.52                      | 11.12                    | 616.06                 | 616.06                           | 21.54                 | Yes  |  |                     |
| MWM-3   | 04/21/20  | 627.18       | 629.68    | 612.18    | 597.18    | 11.45                        | 11.15                         | 22.60                      | 11.51                    | 615.67                 | 615.67                           | 21.05                 | Yes  |  |                     |
| MWM-3   | 04/22/20  | 627.18       | 629.68    | 612.18    | 597.18    | 15.18                        | 0.06                          | 15.24                      | 12.69                    | 614.49                 | 0.39                             | 17.32                 | Yes  |  |                     |
| MWM-3   | 04/30/20  | 627.18       | 629.68    | 612.18    | 597.18    | 14.91                        | 0.12                          | 15.03                      | 12.44                    | 614.74                 | -1.32                            | 17.59                 | Yes  |  |                     |
| MWM-3   | 05/11/20  | 627.18       | 629.68    | 612.18    | 597.18    | 15.21                        | 0.06                          | 15.27                      | 12.72                    | 614.46                 | -1.21                            | 17.29                 | Yes  |  |                     |
| MWM-3   | 05/20/20  | 627.18       | 629.68    | 612.18    | 597.18    | 15.50                        | 0.44                          | 15.94                      | 13.10                    | 614.08                 | -0.41                            | 17.00                 | Yes  |  |                     |
| MWM-3   | 05/26/20  | 627.18       | 629.68    | 612.18    | 597.18    | 15.81                        | 0.03                          | 15.84                      | 13.32                    | 613.86                 | -0.88                            | 16.69                 | Yes  |  |                     |
| MWM-3   | 05/28/20  | 627.18       | 629.68    | 612.18    | 597.18    | 15.38                        | 0.08                          | 15.46                      | 12.90                    | 614.28                 | -0.17                            | 17.12                 | Yes  |  |                     |
| MWM-3   | 06/02/20  | 627.18       | 629.68    | 612.18    | 597.18    | 15.62                        | 0.03                          | 15.65                      | 13.13                    | 614.05                 | -0.03                            | 16.88                 | Yes  |  |                     |
| MWM-3   | 06/11/20  | 627.18       | 629.68    | 612.18    | 597.18    | 15.94                        | 0.71                          | 16.65                      | 13.60                    | 613.58                 | -0.29                            | 16.56                 | Yes  |  |                     |
| MWM-3   | 06/22/20  | 627.18       | 629.68    | 612.18    | 597.18    | 16.55                        | 0.29                          | 16.84                      | 14.12                    | 613.06                 | -1.22                            | 15.95                 | Yes  |  |                     |
| MWM-3   | 07/06/20  | 627.18       | 629.68    | 612.18    | 597.18    | 16.91                        | 0.58                          | 17.49                      | 14.54                    | 612.64                 | -1.42                            | 15.59                 | Yes  |  |                     |
| MWM-3   | 07/20/20  | 627.18       | 629.68    | 612.18    | 597.18    | 16.66                        | 0.07                          | 16.73                      | 14.18                    | 613.00                 | -0.57                            | 15.84                 | Yes  |  |                     |
| MWM-3   | 07/28/20  | 627.18       | 629.68    | 612.18    | 597.18    | 16.47                        | 0.11                          | 16.58                      | 14.00                    | 613.18                 | 0.12                             | 16.03                 | Yes  |  |                     |
| MWM-3   | 08/12/20  | 627.18       | 629.68    | 612.18    | 597.18    | 16.53                        | 0.09                          | 16.62                      | 14.05                    | 613.13                 | 0.49                             | 15.97                 | Yes  |  |                     |
| MWM-3   | 08/25/20  | 627.18       | 629.68    | 612.18    | 597.18    | 16.81                        | 0.42                          | 17.23                      | 14.41                    | 612.77                 | -0.23                            | 15.69                 | Yes  |  |                     |
| MWM-3   | 09/08/20  | 627.18       | 629.68    | 612.18    | 597.18    | 17.16                        | 0.06                          | 17.22                      | 14.67                    | 612.51                 | -0.68                            | 15.34                 | Yes  |  |                     |
| MWM-3   | 09/23/20  | 627.18       | 629.68    | 612.18    | 597.18    | 17.53                        | 0.07                          | 17.60                      | 15.05                    | 612.13                 | -1.00                            | 14.97                 | No   |  |                     |
| MWM-3   | 10/07/20  | 627.18       | 629.68    | 612.18    | 597.18    | 17.75                        | 0.09                          | 17.84                      | 15.27                    | 611.91                 | -0.86                            | 14.75                 | No   |  |                     |
| MWM-3   | 10/20/20  | 627.18       | 629.68    | 612.18    | 597.18    | 17.65                        | 0.16                          | 17.81                      | 15.19                    | 611.99                 | -0.51                            | 14.85                 | No   |  |                     |
| MWM-3   | 04/28/21  | 627.18       | 629.68    | 612.18    | 597.18    | 13.33                        | 7.89                          | 21.22                      | 12.64                    | 614.54                 | 2.40                             | 19.17                 | Yes  |  |                     |
| MWM-3   | 04/29/21  | 627.18       | 629.68    | 612.18    | 597.18    | 16.13                        | 0.09                          | 16.22                      | 13.65                    | 613.53                 | -1.01                            | 16.37                 | Yes  |  |                     |
| MWM-3   | 05/06/21  | 627.18       | 629.68    | 612.18    | 597.18    | 15.53                        | <b>PUMP OBSTRUCTION</b>       |                            |                          |                        |                                  |                       |  |  | Unable to gauge DTW |
| MWM-3   | 05/13/21  | 627.18       | 629.68    | 612.18    | 597.18    | 16.74                        | 0.11                          | 16.85                      | 14.27                    | 612.91                 | -0.61                            | 15.76                 | Yes  |  |                     |
| MWM-3   | 05/19/21  | 627.18       | 629.68    | 612.18    | 597.18    | 16.85                        | 0.08                          | 16.93                      | 14.37                    | 612.81                 | -0.10                            | 15.65                 | Yes  |  |                     |
| MWM-3   | 05/24/21  | 627.18       | 629.68    | 612.18    | 597.18    | <b>UNABLE TO GAUGE</b>       |                               |                            |                          |                        |                                  |                       |  | Unable to gauge DTW                                      |                     |
| MWM-3   | 05/28/21  | 627.18       | 629.68    | 612.18    | 597.18    | <b>UNABLE TO GAUGE</b>       |                               |                            |                          |                        |                                  |                       |  | Unable to gauge DTW                                      |                     |
| MWM-3   | 6/8/2021  | 627.18       | 629.68    | 612.18    | 597.18    | 16.98                        | 0.10                          | 17.08                      | 14.50                    | 612.68                 | -0.13                            | 15.52                 | Yes  |  |                     |
| MWM-3   | 6/22/2021 | 627.18       | 629.68    | 612.18    | 597.18    | 16.35                        | 0.29                          | 16.64                      | 13.92                    | 613.26                 | 0.59                             | 16.15                 | Yes  |  |                     |
| MWM-3   | 7/1/2021  | 627.18       | 629.68    | 612.18    | 597.18    | 16.11                        | 0.14                          | 16.25                      | 13.64                    | 613.54                 | 0.27                             | 16.39                 | Yes  |  |                     |
| MWM-3   | 7/12/2021 | 627.18       | 629.68    | 612.18    | 597.18    | 17.59                        | 0.29                          | 17.88                      | 15.16                    | 612.02                 | -1.51                            | 14.91                 | No   |  |                     |
| MWM-3   | 7/27/2021 | 627.18       | 629.68    | 612.18    | 597.18    | 17.97                        | 0.15                          | 18.12                      | 15.50                    | 611.68                 | -0.35                            | 14.53                 | No   |  |                     |
| MWM-3   | 8/3/2021  | 627.18       | 629.68    | 612.18    | 597.18    | <b>UNABLE TO GAUGE</b>       |                               |                            |                          |                        |                                  |                       |  | Unable to gauge DTW                                      |                     |
| MWM-3   | 8/10/2021 | 627.18       | 629.68    | 612.18    | 597.18    | 18.14                        | 0.25                          | 18.39                      | 15.70                    | 611.48                 | -0.19                            | 14.36                 | No   |  |                     |
| MWM-3   | 8/24/2021 | 627.18       | 629.68    | 612.18    | 597.18    | 18.55                        | 0.20                          | 18.75                      | 16.10                    | 611.08                 | -0.40                            | 13.95                 | No   |  |                     |
| MWM-3   | 8/31/2021 | 627.18       | 629.68    | 612.18    | 597.18    | 18.35                        | 0.14                          | 18.49                      | 15.88                    | 611.30                 | 0.21                             | 14.15                 | No   |  |                     |
| MWM-3   | 9/14/2021 | 627.18       | 629.68    | 612.18    | 597.18    | 18.60                        | 0.09                          | 18.69                      | 16.12                    | 611.06                 | -0.24                            | 13.90                 | No   |  |                     |

**Table 4**  
**Groundwater and LNAPL Gauging Data - Barge Dock**  
**Former Amoco Terminal**  
**Superior, Wisconsin**

| Well ID | Date       | Ground Elev. | TOC Elev. | TOS Elev. | BOS Elev. | Depth to Product (feet BTOC) | Free Product Thickness (feet) | Depth to Water (feet BTOC) | Corrected DTW (feet bgs) | Corrected GW Elevation | Change in Corrected GW Elevation | Liquid in Well (feet) | Screen Submerged Below Water Table? (YES/NO) | Comments/Observations |
|---------|------------|--------------|-----------|-----------|-----------|------------------------------|-------------------------------|----------------------------|--------------------------|------------------------|----------------------------------|-----------------------|--|-----------------------|
| MWM-3   | 9/28/2021  | 627.18       | 629.68    | 612.18    | 597.18    | 18.34                        | 0.02                          | 18.36                      | 15.84                    | 611.34                 | 0.28                             | 14.16                 | No   |                       |
| MWM-3   | 10/5/2021  | 627.18       | 629.68    | 612.18    | 597.18    | 18.22                        | 0.13                          | 18.35                      | 15.75                    | 611.43                 | 0.09                             | 14.28                 | No   |                       |
| MWM-3   | 10/19/2021 | 627.18       | 629.68    | 612.18    | 597.18    | 18.29                        | 0.04                          | 18.33                      | 15.80                    | 611.38                 | -0.05                            | 14.21                 | No   |                       |
| MWM-3   | 10/28/2021 | 627.18       | 629.68    | 612.18    | 597.18    | 18.41                        | 0.04                          | 18.45                      | 15.92                    | 611.26                 | -0.12                            | 14.09                 | No   |                       |
| MWM-4   | 10/22/2003 | 626.69       | 629.47    | 621.69    | 605.67    | NP                           | 0.00                          | 17.00                      | 14.22                    | 612.47                 | NA                               | 6.80                  | No   |                       |
| MWM-4   | 1/20/2004  | 626.69       | 629.47    | 621.69    | 605.67    | NP                           | 0.00                          | 17.79                      | 15.01                    | 611.68                 | -0.79                            | 6.01                  | No   |                       |
| MWM-4   | 4/19/2004  | 626.69       | 629.47    | 621.69    | 605.67    | NP                           | 0.00                          | 16.37                      | 13.59                    | 613.10                 | 1.42                             | 7.43                  | No   |                       |
| MWM-4   | 7/27/2004  | 626.69       | 629.47    | 621.69    | 605.67    | NP                           | 0.00                          | 15.67                      | 12.89                    | 613.80                 | 0.70                             | 8.13                  | No   |                       |
| MWM-4   | 11/18/2004 | 626.69       | 629.47    | 621.69    | 605.67    | NP                           | 0.00                          | 14.59                      | 11.81                    | 614.88                 | 1.08                             | 9.21                  | No   |                       |
| MWM-4   | 4/18/2005  | 626.69       | 629.47    | 621.69    | 605.67    | NP                           | 0.00                          | 14.40                      | 11.62                    | 615.07                 | 0.19                             | 9.40                  | No   |                       |
| MWM-4   | 10/11/2005 | 626.69       | 629.47    | 621.69    | 605.67    | NP                           | 0.00                          | 13.96                      | 11.18                    | 615.51                 | 0.44                             | 9.84                  | No   |                       |
| MWM-4   | 5/23/2006  | 626.69       | 629.47    | 621.69    | 605.67    | NP                           | 0.00                          | 13.15                      | 10.37                    | 616.32                 | 0.81                             | 10.65                 | No   |                       |
| MWM-4   | 10/16/2006 | 626.69       | 629.47    | 621.69    | 605.67    | NP                           | 0.00                          | 16.18                      | 13.40                    | 613.29                 | -3.03                            | 7.62                  | No   |                       |
| MWM-4   | 4/23/2007  | 626.69       | 629.47    | 621.69    | 605.67    | NP                           | 0.00                          | 15.59                      | 12.81                    | 613.88                 | 0.59                             | 8.21                  | No   |                       |
| MWM-4   | 9/25/2007  | 626.69       | 629.30    | 621.69    | 605.67    | NP                           | 0.00                          | 16.05                      | 13.44                    | 613.25                 | -0.63                            | 7.58                  | No   |                       |
| MWM-4   | 5/1/2008   | 626.69       | 629.30    | 621.69    | 605.67    | NP                           | 0.00                          | 12.62                      | 10.01                    | 616.68                 | 3.43                             | 11.01                 | No   |                       |
| MWM-4   | 10/20/2008 | 626.69       | 629.30    | 621.69    | 605.67    | NP                           | 0.00                          | 12.85                      | 10.24                    | 616.45                 | -0.23                            | 10.78                 | No   |                       |
| MWM-4   | 8/31/2011  | 626.69       | 629.30    | 621.69    | 605.67    | NP                           | 0.00                          | 13.11                      | 10.50                    | 616.19                 | -0.26                            | 10.52                 | No   |                       |
| MWM-4   | 10/11/2011 | 626.69       | 629.30    | 621.69    | 605.67    | NP                           | 0.00                          | 15.26                      | 12.65                    | 614.04                 | -2.15                            | 8.37                  | No   |                       |
| MWM-4   | 1/4/2012   | 626.69       | 629.30    | 621.69    | 605.67    | NP                           | 0.00                          | 16.21                      | 13.60                    | 613.09                 | -0.95                            | 7.42                  | No   |                       |
| MWM-4   | 4/16/2012  | 626.69       | 629.30    | 621.69    | 605.67    | NP                           | 0.00                          | 15.81                      | 13.20                    | 613.49                 | 0.40                             | 7.82                  | No   |                       |
| MWM-4   | 6/28/2012  | 626.69       | 629.30    | 621.69    | 605.67    | NP                           | 0.00                          | 11.49                      | 8.88                     | 617.81                 | 4.32                             | 12.14                 | No   |                       |
| MWM-4   | 9/30/2012  | 626.69       | 629.30    | 621.69    | 605.67    | NP                           | 0.00                          | 15.89                      | 13.28                    | 613.41                 | -4.40                            | 7.74                  | No   |                       |
| MWM-4   | 12/17/2012 | 626.69       | 629.30    | 621.69    | 605.67    | NP                           | 0.00                          | 16.68                      | 14.07                    | 612.62                 | -0.79                            | 6.95                  | No   |                       |
| MWM-4   | 3/25/2013  | 626.69       | 629.30    | 621.69    | 605.67    | NP                           | 0.00                          | 17.31                      | 14.70                    | 611.99                 | -0.63                            | 6.32                  | No   |                       |
| MWM-4   | 5/5/2013   | 626.69       | 629.30    | 621.69    | 605.67    | NP                           | 0.00                          | 15.35                      | 12.74                    | 613.95                 | 1.96                             | 8.28                  | No   |                       |
| MWM-4   | 10/3/2013  | 626.69       | 629.30    | 621.69    | 605.67    | NP                           | 0.00                          | 16.12                      | 13.51                    | 613.18                 | -0.77                            | 7.51                  | No   |                       |
| MWM-4   | 5/20/2014  | 626.69       | 629.30    | 621.69    | 605.67    | NP                           | 0.00                          | 11.71                      | 9.10                     | 617.59                 | 4.41                             | 11.92                 | No   |                       |
| MWM-4   | 10/31/2014 | 626.69       | 629.30    | 621.69    | 605.67    | NP                           | 0.00                          | 14.09                      | 11.48                    | 615.21                 | -2.38                            | 9.54                  | No   |                       |
| MWM-4   | 5/6/2015   | 626.69       | 629.30    | 621.69    | 605.67    | NP                           | 0.00                          | 15.25                      | 12.64                    | 614.05                 | -1.16                            | 8.38                  | No   |                       |
| MWM-4   | 10/5/2015  | 626.69       | 629.30    | 621.69    | 605.67    | NP                           | 0.00                          | 13.72                      | 11.11                    | 615.58                 | 1.53                             | 9.91                  | No   |                       |
| MWM-4   | 5/23/2016  | 626.69       | 629.30    | 621.69    | 605.67    | NP                           | 0.00                          | 11.68                      | 9.07                     | 617.62                 | 2.04                             | 11.95                 | No   |                       |
| MWM-4   | 10/3/2016  | 626.69       | 629.30    | 621.69    | 605.67    | NP                           | 0.00                          | 13.59                      | 10.98                    | 615.71                 | -1.91                            | 10.04                 | No   |                       |
| MWM-4   | 5/18/2017  | 626.69       | 629.30    | 621.69    | 605.67    | NP                           | 0.00                          | 11.50                      | 8.89                     | 617.80                 | 2.09                             | 12.13                 | No   |                       |
| MWM-4   | 5/31/2017  | 626.69       | 629.30    | 621.69    | 605.67    | NP                           | 0.00                          | 10.33                      | 7.72                     | 618.97                 | 1.17                             | 13.30                 | No   |                       |
| MWM-4   | 5/26/2020  | 626.69       | 629.30    | 621.69    | 605.67    | NP                           | 0.00                          | 12.04                      | 9.43                     | 617.26                 | -1.71                            | 11.59                 | No   |                       |
| MWM-4   | 5/24/2021  | 626.69       | 629.30    | 621.69    | 605.67    | NP                           | 0.00                          | 13.08                      | 10.47                    | 616.22                 | -1.04                            | 10.55                 | No   |                       |
| MWM-6   | 10/23/2003 | 626.20       | 628.84    | 611.20    | 596.20    | 17.66                        | 0.22                          | 17.88                      | 15.07                    | 611.13                 | NA                               | 14.98                 | No   |                       |
| MWM-6   | 1/20/2004  | 626.20       | 628.84    | 611.20    | 596.20    | 18.07                        | 0.93                          | 19.00                      | 15.66                    | 610.54                 | -0.58                            | 14.57                 | No   |                       |



**Table 4**  
**Groundwater and LNAPL Gauging Data - Barge Dock**  
Former Amoco Terminal  
Superior, Wisconsin

| Well ID | Date       | Ground Elev. | TOC Elev. | TOS Elev. | BOS Elev. | Depth to Product (feet BTOC) | Free Product Thickness (feet) | Depth to Water (feet BTOC) | Corrected DTW (feet bgs) | Corrected GW Elevation | Change in Corrected GW Elevation | Liquid in Well (feet) | Screen Submerged Below Water Table? (YES/NO) | Comments/Observations      |
|---------|------------|--------------|-----------|-----------|-----------|------------------------------|-------------------------------|----------------------------|--------------------------|------------------------|----------------------------------|-----------------------|--|----------------------------|
| MWM-6   | 4/19/2004  | 626.20       | 628.84    | 611.20    | 596.20    | 16.96                        | 1.13                          | 18.09                      | 14.60                    | 611.60                 | 1.06                             | 15.68                 | Yes  |                            |
| MWM-6   | 7/27/2004  | 626.20       | 628.84    | 611.20    | 596.20    | 16.36                        | 1.13                          | 17.49                      | 14.00                    | 612.20                 | 0.60                             | 16.28                 | Yes  |                            |
| MWM-6   | 11/15/2004 | 626.20       | 628.84    | 611.20    | 596.20    | 16.51                        | 0.10                          | 16.61                      | 13.89                    | 612.31                 | 0.10                             | 16.13                 | Yes  |                            |
| MWM-6   | 4/18/2005  | 626.20       | 628.84    | 611.20    | 596.20    | 15.69                        | 0.58                          | 16.27                      | 13.19                    | 613.01                 | 0.70                             | 16.95                 | Yes  |                            |
| MWM-6   | 10/11/2005 | 626.20       | 628.84    | 611.20    | 596.20    | 15.20                        | 1.42                          | 16.62                      | 12.91                    | 613.29                 | 0.28                             | 17.44                 | Yes  |                            |
| MWM-6   | 5/23/2006  | 626.20       | 628.84    | 611.20    | 596.20    | 14.70                        | 1.01                          | 15.71                      | 12.31                    | 613.89                 | 0.60                             | 17.94                 | Yes  |                            |
| MWM-6   | 10/16/2006 | 626.20       | 628.84    | 611.20    | 596.20    | 16.72                        | 1.01                          | 17.73                      | 14.33                    | 611.87                 | -2.02                            | 15.92                 | Yes  |                            |
| MWM-6   | 4/23/2007  | 626.20       | 628.84    | 611.20    | 596.20    | 16.57                        | 0.92                          | 17.49                      | 14.16                    | 612.04                 | 0.17                             | 16.07                 | Yes  |                            |
| MWM-6   | 9/25/2007  | 626.20       | 628.84    | 611.20    | 596.20    | 17.05                        | 0.90                          | 17.95                      | 14.63                    | 611.57                 | -0.48                            | 15.59                 | Yes  |                            |
| MWM-6   | 5/1/2008   | 626.20       | 628.84    | 611.20    | 596.20    | 14.91                        | 0.91                          | 15.82                      | 12.49                    | 613.71                 | 2.14                             | 17.73                 | Yes  |                            |
| MWM-6   | 10/20/2008 | 626.20       | 628.84    | 611.20    | 596.20    | 14.28                        | 0.91                          | 15.19                      | 11.86                    | 614.34                 | 0.63                             | 18.36                 | Yes  |                            |
| MWM-6   | 8/31/2011  | 626.20       | 628.84    | 611.20    | 596.20    | 14.40                        | 0.83                          | 15.23                      | 11.96                    | 614.24                 | -0.10                            | 18.24                 | Yes  |                            |
| MWM-6   | 10/11/2011 | 626.20       | 628.84    | 611.20    | 596.20    | 15.78                        | 0.50                          | 16.28                      | 13.26                    | 612.94                 | -1.30                            | 16.86                 | Yes  |                            |
| MWM-6   | 1/4/2012   | 626.20       | 628.84    | 611.20    | 596.20    | 17.00                        | 0.52                          | 17.52                      | 14.49                    | 611.71                 | -1.22                            | 15.64                 | Yes  |                            |
| MWM-6   | 4/12/2012  | 626.20       | 628.84    | 611.20    | 596.20    | 17.17                        | 0.48                          | 17.65                      | 14.65                    | 611.55                 | -0.16                            | 15.47                 | Yes  | Spill Buddy Before Reading |
| MWM-6   | 4/16/2012  | 626.20       | 628.84    | 611.20    | 596.20    | 16.86                        | 0.02                          | 16.88                      | 14.22                    | 611.98                 | 0.42                             | 15.78                 | Yes  |                            |
| MWM-6   | 6/28/2012  | 626.20       | 628.84    | 611.20    | 596.20    | 13.80                        | 0.04                          | 13.84                      | 11.17                    | 615.03                 | 3.06                             | 18.84                 | Yes  |                            |
| MWM-6   | 9/30/2012  | 626.20       | 628.84    | 611.20    | 596.20    | 16.89                        | 0.02                          | 16.91                      | 14.25                    | 611.95                 | -3.09                            | 15.75                 | Yes  |                            |
| MWM-6   | 12/17/2012 | 626.20       | 628.84    | 611.20    | 596.20    | 17.38                        | 0.02                          | 17.40                      | 14.74                    | 611.46                 | -0.49                            | 15.26                 | Yes  |                            |
| MWM-6   | 3/25/2013  | 626.20       | 628.84    | 611.20    | 596.20    | 18.21                        | 0.04                          | 18.25                      | 15.58                    | 610.62                 | -0.83                            | 14.43                 | No   |                            |
| MWM-6   | 5/5/2013   | 626.20       | 628.84    | 611.20    | 596.20    | 16.61                        | 0.02                          | 16.63                      | 13.97                    | 612.23                 | 1.60                             | 16.03                 | Yes  |                            |
| MWM-6   | 10/3/2013  | 626.20       | 628.84    | 611.20    | 596.20    | NP                           | 0.00                          | 16.87                      | 14.23                    | 611.97                 | -0.26                            | 15.77                 | Yes  |                            |
| MWM-6   | 5/21/2014  | 626.20       | 628.84    | 611.20    | 596.20    | NP                           | 0.00                          | 14.08                      | 11.44                    | 614.76                 | 2.79                             | 18.56                 | Yes  |                            |
| MWM-6   | 7/30/2014  | 626.20       | 628.84    | 611.20    | 596.20    | 15.15                        | 0.01                          | 15.16                      | 12.51                    | 613.69                 | -1.07                            | 17.49                 | Yes  |                            |
| MWM-6   | 10/31/2014 | 626.20       | 628.84    | 611.20    | 596.20    | NP                           | 0.00                          | 15.21                      | 12.57                    | 613.63                 | -0.06                            | 17.43                 | Yes  |                            |
| MWM-6   | 4/15/2015  | 626.20       | 628.84    | 611.20    | 596.20    | NP                           | 0.00                          | 16.85                      | 14.21                    | 611.99                 | -1.64                            | 15.79                 | Yes  |                            |
| MWM-6   | 4/22/2015  | 626.20       | 628.84    | 611.20    | 596.20    | NP                           | 0.00                          | 16.46                      | 13.82                    | 612.38                 | 0.39                             | 16.18                 | Yes  |                            |
| MWM-6   | 4/29/2015  | 626.20       | 628.84    | 611.20    | 596.20    | NP                           | 0.00                          | 16.35                      | 13.71                    | 612.49                 | 0.11                             | 16.29                 | Yes  |                            |
| MWM-6   | 5/6/2015   | 626.20       | 628.84    | 611.20    | 596.20    | NP                           | 0.00                          | 16.33                      | 13.69                    | 612.51                 | 0.02                             | 16.31                 | Yes  |                            |
| MWM-6   | 5/12/2015  | 626.20       | 628.84    | 611.20    | 596.20    | NP                           | 0.00                          | 16.02                      | 13.38                    | 612.82                 | 0.31                             | 16.62                 | Yes  |                            |
| MWM-6   | 6/9/2015   | 626.20       | 628.84    | 611.20    | 596.20    | NP                           | 0.00                          | 15.21                      | 12.57                    | 613.63                 | 0.81                             | 17.43                 | Yes  |                            |
| MWM-6   | 10/5/2015  | 626.20       | 628.84    | 611.20    | 596.20    | 15.20                        | 0.10                          | 15.30                      | 12.58                    | 613.62                 | -0.01                            | 17.44                 | Yes  |                            |
| MWM-6   | 5/18/2016  | 626.20       | 628.84    | 611.20    | 596.20    | 13.69                        | 0.19                          | 13.88                      | 11.10                    | 615.10                 | 1.49                             | 18.95                 | Yes  |                            |
| MWM-6   | 5/23/2016  | 626.20       | 628.84    | 611.20    | 596.20    | 13.85                        | 0.13                          | 13.98                      | 11.24                    | 614.96                 | -0.15                            | 18.79                 | Yes  |                            |
| MWM-6   | 5/31/2016  | 626.20       | 628.84    | 611.20    | 596.20    | 13.74                        | 0.16                          | 13.90                      | 11.14                    | 615.06                 | 0.10                             | 18.90                 | Yes  |                            |
| MWM-6   | 6/14/2016  | 626.20       | 628.84    | 611.20    | 596.20    | 13.67                        | 0.13                          | 13.80                      | 11.06                    | 615.14                 | 0.08                             | 18.97                 | Yes  |                            |
| MWM-6   | 6/21/2016  | 626.20       | 628.84    | 611.20    | 596.20    | 13.35                        | 0.16                          | 13.51                      | 10.75                    | 615.45                 | 0.31                             | 19.29                 | Yes  |                            |
| MWM-6   | 7/15/2016  | 626.20       | 628.84    | 611.20    | 596.20    | 13.68                        | 0.12                          | 13.80                      | 11.07                    | 615.13                 | -0.01                            | 18.96                 | Yes  |                            |
| MWM-6   | 7/25/2016  | 626.20       | 628.84    | 611.20    | 596.20    | 14.08                        | 0.13                          | 14.21                      | 11.47                    | 614.73                 | -0.40                            | 18.56                 | Yes  |                            |
| MWM-6   | 8/26/2016  | 626.20       | 628.84    | 611.20    | 596.20    | 14.90                        | 0.20                          | 15.10                      | 12.31                    | 613.89                 | -0.84                            | 17.74                 | Yes  |                            |
| MWM-6   | 9/2/2016   | 626.20       | 628.84    | 611.20    | 596.20    | 14.96                        | 0.23                          | 15.19                      | 12.38                    | 613.82                 | -0.07                            | 17.68                 | Yes  |                            |

**Table 4**  
**Groundwater and LNAPL Gauging Data - Barge Dock**  
Former Amoco Terminal  
Superior, Wisconsin

| Well ID | Date       | Ground Elev. | TOC Elev. | TOS Elev. | BOS Elev. | Depth to Product (feet BTOC) | Free Product Thickness (feet) | Depth to Water (feet BTOC) | Corrected DTW (feet bgs) | Corrected GW Elevation | Change in Corrected GW Elevation | Liquid in Well (feet) | Screen Submerged Below Water Table? (YES/NO) | Comments/Observations |
|---------|------------|--------------|-----------|-----------|-----------|------------------------------|-------------------------------|----------------------------|--------------------------|------------------------|----------------------------------|-----------------------|--|-----------------------|
| MWM-6   | 10/3/2016  | 626.20       | 628.84    | 611.20    | 596.20    | 15.01                        | 0.30                          | 15.31                      | 12.44                    | 613.76                 | -0.07                            | 17.63                 | Yes  |                       |
| MWM-6   | 10/6/2016  | 626.20       | 628.84    | 611.20    | 596.20    | 15.10                        | 0.30                          | 15.40                      | 12.53                    | 613.67                 | -0.16                            | 17.54                 | Yes  |                       |
| MWM-6   | 10/13/2016 | 626.20       | 628.84    | 611.20    | 596.20    | 15.17                        | 0.33                          | 15.50                      | 12.61                    | 613.59                 | -0.08                            | 17.47                 | Yes  |                       |
| MWM-6   | 5/2/2017   | 626.20       | 628.84    | 611.20    | 596.20    | 13.92                        | 0.53                          | 14.45                      | 11.41                    | 614.79                 | 1.20                             | 18.72                 | Yes  |                       |
| MWM-6   | 5/8/2017   | 626.20       | 628.84    | 611.20    | 596.20    | 13.95                        | 0.55                          | 14.50                      | 11.44                    | 614.76                 | -0.03                            | 18.69                 | Yes  |                       |
| MWM-6   | 5/18/2017  | 626.20       | 628.84    | 611.20    | 596.20    | 13.66                        | 0.28                          | 13.94                      | 11.09                    | 615.11                 | 0.36                             | 18.98                 | Yes  |                       |
| MWM-6   | 5/25/2017  | 626.20       | 628.84    | 611.20    | 596.20    | 12.90                        | 0.30                          | 13.20                      | 10.33                    | 615.87                 | 0.76                             | 19.74                 | Yes  |                       |
| MWM-6   | 5/31/2017  | 626.20       | 628.84    | 611.20    | 596.20    | 12.86                        | 0.29                          | 13.15                      | 10.29                    | 615.91                 | 0.04                             | 19.78                 | Yes  |                       |
| MWM-6   | 9/7/2017   | 626.20       | 628.84    | 611.20    | 596.20    | 12.75                        | 0.35                          | 13.10                      | 10.20                    | 616.00                 | 0.10                             | 19.89                 | Yes  |                       |
| MWM-6   | 9/14/2017  | 626.20       | 628.84    | 611.20    | 596.20    | 13.21                        | 0.28                          | 13.49                      | 10.64                    | 615.56                 | -0.44                            | 19.43                 | Yes  |                       |
| MWM-6   | 5/14/2018  | 626.20       | 628.84    | 611.20    | 596.20    | 15.32                        | 0.58                          | 15.90                      | 12.82                    | 613.38                 | -2.18                            | 17.32                 | Yes  |                       |
| MWM-6   | 5/15/2018  | 626.20       | 628.84    | 611.20    | 596.20    | 15.75                        | 0.20                          | 15.95                      | 13.16                    | 613.04                 | -0.34                            | 16.89                 | Yes  |                       |
| MWM-6   | 5/23/2018  | 626.20       | 628.84    | 611.20    | 596.20    | 15.63                        | 0.20                          | 15.83                      | 13.04                    | 613.16                 | 0.12                             | 17.01                 | Yes  |                       |
| MWM-6   | 8/8/2018   | 626.20       | 628.84    | 611.20    | 596.20    | 15.50                        | 0.25                          | 15.75                      | 12.92                    | 613.28                 | 0.12                             | 17.14                 | Yes  |                       |
| MWM-6   | 10/29/2018 | 626.20       | 628.84    | 611.20    | 596.20    | 14.45                        | 0.30                          | 14.75                      | 11.88                    | 614.32                 | 1.04                             | 18.19                 | Yes  |                       |
| MWM-6   | 5/2/2019   | 626.20       | 628.84    | 611.20    | 596.20    | 14.50                        | 0.21                          | 14.71                      | 11.91                    | 614.29                 | -0.03                            | 18.14                 | Yes  |                       |
| MWM-6   | 5/14/2019  | 626.20       | 628.84    | 611.20    | 596.20    | 14.05                        | 0.13                          | 14.18                      | 11.44                    | 614.76                 | 0.47                             | 18.59                 | Yes  |                       |
| MWM-6   | 5/28/2019  | 626.20       | 628.84    | 611.20    | 596.20    | 13.24                        | 0.04                          | 13.28                      | 10.61                    | 615.59                 | 0.83                             | 19.40                 | Yes  |                       |
| MWM-6   | 6/24/2019  | 626.20       | 628.84    | 611.20    | 596.20    | 13.98                        | 0.05                          | 14.03                      | 11.35                    | 614.85                 | -0.74                            | 18.66                 | Yes  |                       |
| MWM-6   | 8/28/2019  | 626.20       | 628.84    | 611.20    | 596.20    | 15.52                        | 0.13                          | 15.65                      | 12.91                    | 613.29                 | -1.56                            | 17.12                 | Yes  |                       |
| MWM-6   | 9/12/2019  | 626.20       | 628.84    | 611.20    | 596.20    | 15.31                        | 0.11                          | 15.42                      | 12.70                    | 613.50                 | 0.21                             | 17.33                 | Yes  |                       |
| MWM-6   | 9/25/2019  | 626.20       | 628.84    | 611.20    | 596.20    | 14.74                        | 0.13                          | 14.87                      | 12.13                    | 614.07                 | 0.57                             | 17.90                 | Yes  |                       |
| MWM-6   | 10/4/2019  | 626.20       | 628.84    | 611.20    | 596.20    | 14.38                        | 0.11                          | 14.49                      | 11.77                    | 614.43                 | 0.36                             | 18.26                 | Yes  |                       |
| MWM-6   | 10/8/2019  | 626.20       | 628.84    | 611.20    | 596.20    | 13.94                        | 0.13                          | 14.07                      | 11.33                    | 614.87                 | 0.02                             | 18.70                 | Yes  |                       |
| MWM-6   | 10/29/2019 | 626.20       | 628.84    | 611.20    | 596.20    | 13.60                        | 0.12                          | 13.72                      | 10.99                    | 615.21                 | 1.92                             | 19.04                 | Yes  |                       |
| MWM-6   | 3/31/2020  | 626.20       | 628.84    | 611.20    | 596.20    | 12.84                        | 0.09                          | 12.93                      | 10.22                    | 615.98                 | 0.77                             | 19.80                 | Yes  |                       |
| MWM-6   | 4/21/2020  | 626.20       | 628.84    | 611.20    | 596.20    | 13.06                        | 0.09                          | 13.15                      | 10.44                    | 615.76                 | -0.22                            | 19.58                 | Yes  |                       |
| MWM-6   | 4/30/2020  | 626.20       | 628.84    | 611.20    | 596.20    | 13.09                        | 0.09                          | 13.18                      | 10.47                    | 615.73                 | -0.03                            | 19.55                 | Yes  |                       |
| MWM-6   | 5/11/2020  | 626.20       | 628.84    | 611.20    | 596.20    | 13.26                        | 0.09                          | 13.35                      | 10.64                    | 615.56                 | -0.17                            | 19.38                 | Yes  |                       |
| MWM-6   | 5/20/2020  | 626.20       | 628.84    | 611.20    | 596.20    | 13.62                        | 0.09                          | 13.71                      | 11.00                    | 615.20                 | -0.01                            | 19.02                 | Yes  |                       |
| MWM-6   | 5/26/2020  | 626.20       | 628.84    | 611.20    | 596.20    | 13.83                        | 0.07                          | 13.90                      | 11.21                    | 614.99                 | -0.99                            | 18.81                 | Yes  |                       |
| MWM-6   | 6/11/2020  | 626.20       | 628.84    | 611.20    | 596.20    | 14.10                        | 0.09                          | 14.19                      | 11.48                    | 614.72                 | -0.27                            | 18.54                 | Yes  |                       |
| MWM-6   | 6/22/2020  | 626.20       | 628.84    | 611.20    | 596.20    | 14.54                        | 0.09                          | 14.63                      | 11.92                    | 614.28                 | -0.44                            | 18.10                 | Yes  |                       |
| MWM-6   | 7/6/2020   | 626.20       | 628.84    | 611.20    | 596.20    | 14.98                        | 0.08                          | 15.06                      | 12.36                    | 613.84                 | -0.44                            | 17.66                 | Yes  |                       |
| MWM-6   | 7/20/2020  | 626.20       | 628.84    | 611.20    | 596.20    | 14.65                        | 0.09                          | 14.74                      | 12.03                    | 614.17                 | 0.33                             | 17.99                 | Yes  |                       |
| MWM-6   | 8/12/2020  | 626.20       | 628.84    | 611.20    | 596.20    | 14.50                        | 0.05                          | 14.55                      | 11.87                    | 614.33                 | 0.16                             | 18.14                 | Yes  |                       |
| MWM-6   | 8/25/2020  | 626.20       | 628.84    | 611.20    | 596.20    | 14.80                        | 0.09                          | 14.89                      | 12.18                    | 614.02                 | -0.31                            | 17.84                 | Yes  |                       |
| MWM-6   | 9/8/2020   | 626.20       | 628.84    | 611.20    | 596.20    | 15.01                        | 0.09                          | 15.10                      | 12.39                    | 613.81                 | -0.21                            | 17.63                 | Yes  |                       |
| MWM-6   | 9/23/2020  | 626.20       | 628.84    | 611.20    | 596.20    | 15.38                        | 0.10                          | 15.48                      | 12.76                    | 613.44                 | -0.37                            | 17.26                 | Yes  |                       |
| MWM-6   | 4/28/2021  | 626.20       | 628.84    | 611.20    | 596.20    | 14.59                        | 0.11                          | 14.70                      | 11.98                    | 614.22                 | 0.79                             | 18.05                 | Yes  |                       |
| MWM-6   | 5/6/2021   | 626.20       | 628.84    | 611.20    | 596.20    | 14.80                        | 0.12                          | 14.92                      | 12.19                    | 614.01                 | -0.21                            | 17.84                 | Yes  |                       |

**Table 4**  
**Groundwater and LNAPL Gauging Data - Barge Dock**  
**Former Amoco Terminal**  
**Superior, Wisconsin**

| Well ID | Date       | Ground Elev. | TOC Elev. | TOS Elev. | BOS Elev. | Depth to Product (feet BTOC) | Free Product Thickness (feet) | Depth to Water (feet BTOC) | Corrected DTW (feet bgs) | Corrected GW Elevation | Change in Corrected GW Elevation | Liquid in Well (feet) | Screen Submerged Below Water Table? (YES/NO) | Comments/Observations |
|---------|------------|--------------|-----------|-----------|-----------|------------------------------|-------------------------------|----------------------------|--------------------------|------------------------|----------------------------------|-----------------------|--|-----------------------|
| MWM-6   | 5/13/2021  | 626.20       | 628.84    | 611.20    | 596.20    | 15.00                        | 0.10                          | 15.10                      | 12.38                    | 613.82                 | -0.20                            | 17.64                 | Yes  |                       |
| MWM-6   | 5/19/2021  | 626.20       | 628.84    | 611.20    | 596.20    | 15.15                        | 0.12                          | 15.27                      | 12.54                    | 613.66                 | -0.15                            | 17.49                 | Yes  |                       |
| MWM-6   | 5/24/2021  | 626.20       | 628.84    | 611.20    | 596.20    | 14.73                        | 0.12                          | 14.85                      | 12.12                    | 614.08                 | 0.42                             | 17.91                 | Yes  |                       |
| MWM-6   | 5/28/2021  | 626.20       | 628.84    | 611.20    | 596.20    | 14.72                        | 0.13                          | 14.85                      | 12.11                    | 614.09                 | 0.01                             | 17.92                 | Yes  |                       |
| MWM-6   | 6/8/2021   | 626.20       | 628.84    | 611.20    | 596.20    | 15.02                        | 0.11                          | 15.13                      | 12.41                    | 613.79                 | -0.30                            | 17.62                 | Yes  |                       |
| MWM-6   | 6/22/2021  | 626.20       | 628.84    | 611.20    | 596.20    | 15.43                        | 0.10                          | 15.53                      | 12.81                    | 613.39                 | -0.41                            | 17.21                 | Yes  |                       |
| MWM-6   | 7/1/2021   | 626.20       | 628.84    | 611.20    | 596.20    | 15.22                        | 0.10                          | 15.32                      | 12.60                    | 613.60                 | 0.21                             | 17.42                 | Yes  |                       |
| MWM-6   | 7/12/2021  | 626.20       | 628.84    | 611.20    | 596.20    | 15.60                        | 0.12                          | 15.72                      | 12.99                    | 613.21                 | -0.38                            | 17.04                 | Yes  |                       |
| MWM-6   | 7/27/2021  | 626.20       | 628.84    | 611.20    | 596.20    | 15.92                        | 0.12                          | 16.04                      | 13.31                    | 612.89                 | -0.32                            | 16.72                 | Yes  |                       |
| MWM-6   | 8/3/2021   | 626.20       | 628.84    | 611.20    | 596.20    | 16.03                        | 0.11                          | 16.14                      | 13.42                    | 612.78                 | -0.11                            | 16.61                 | Yes  |                       |
| MWM-6   | 8/10/2021  | 626.20       | 628.84    | 611.20    | 596.20    | 16.08                        | 0.12                          | 16.20                      | 13.47                    | 612.73                 | -0.05                            | 16.56                 | Yes  |                       |
| MWM-6   | 8/24/2021  | 626.20       | 628.84    | 611.20    | 596.20    | 16.46                        | 0.10                          | 16.56                      | 13.84                    | 612.36                 | -0.38                            | 16.18                 | Yes  |                       |
| MWM-6   | 8/31/2021  | 626.20       | 628.84    | 611.20    | 596.20    | 16.34                        | 0.10                          | 16.44                      | 13.72                    | 612.48                 | 0.12                             | 16.30                 | Yes  |                       |
| MWM-6   | 9/14/2021  | 626.20       | 628.84    | 611.20    | 596.20    | 16.48                        | 0.10                          | 16.58                      | 13.86                    | 612.34                 | -0.14                            | 16.16                 | Yes  |                       |
| MWM-6   | 9/28/2021  | 626.20       | 628.84    | 611.20    | 596.20    | 16.28                        | 0.10                          | 16.38                      | 13.66                    | 612.54                 | 0.20                             | 16.36                 | Yes  |                       |
| MWM-6   | 10/19/2021 | 626.20       | 628.84    | 611.20    | 596.20    | 16.23                        | 0.10                          | 16.33                      | 13.61                    | 612.59                 | 0.05                             | 16.41                 | Yes  |                       |
| MWM-6   | 10/28/2021 | 626.20       | 628.84    | 611.20    | 596.20    | 16.33                        | 0.10                          | 16.43                      | 13.71                    | 612.49                 | -0.10                            | 16.31                 | Yes  |                       |
| MWM-7   | 10/22/2003 | 625.01       | 627.53    | 616.01    | 600.86    | NP                           | 0.00                          | 16.97                      | 14.45                    | 610.56                 | NA                               | 9.70                  | No   |                       |
| MWM-7   | 1/20/2004  | 625.01       | 627.53    | 616.01    | 600.86    | NP                           | 0.00                          | 17.67                      | 15.15                    | 609.86                 | -0.70                            | 9.00                  | No   |                       |
| MWM-7   | 4/19/2004  | 625.01       | 627.53    | 616.01    | 600.86    | NP                           | 0.00                          | 16.35                      | 13.83                    | 611.18                 | 1.32                             | 10.32                 | No   |                       |
| MWM-7   | 7/27/2004  | 625.01       | 627.53    | 616.01    | 600.86    | NP                           | 0.00                          | 15.89                      | 13.37                    | 611.64                 | 0.46                             | 10.78                 | No   |                       |
| MWM-7   | 11/16/2004 | 625.01       | 627.53    | 616.01    | 600.86    | NP                           | 0.00                          | 15.12                      | 12.60                    | 612.41                 | 0.77                             | 11.55                 | No   |                       |
| MWM-7   | 4/18/2005  | 625.01       | 627.53    | 616.01    | 600.86    | NP                           | 0.00                          | 15.13                      | 12.61                    | 612.40                 | -0.01                            | 11.54                 | No   |                       |
| MWM-7   | 10/11/2005 | 625.01       | 627.53    | 616.01    | 600.86    | NP                           | 0.00                          | 14.68                      | 12.16                    | 612.85                 | 0.45                             | 11.99                 | No   |                       |
| MWM-7   | 5/23/2006  | 625.01       | 627.53    | 616.01    | 600.86    | NP                           | 0.00                          | 14.28                      | 11.76                    | 613.25                 | 0.40                             | 12.39                 | No   |                       |
| MWM-7   | 10/16/2006 | 625.01       | 627.53    | 616.01    | 600.86    | NP                           | 0.00                          | 16.38                      | 13.86                    | 611.15                 | -2.10                            | 10.29                 | No   |                       |
| MWM-7   | 4/23/2007  | 625.01       | 627.53    | 616.01    | 600.86    | NP                           | 0.00                          | 15.91                      | 13.39                    | 611.62                 | 0.47                             | 10.76                 | No   |                       |
| MWM-7   | 9/25/2007  | 625.01       | 627.36    | 616.01    | 600.86    | NP                           | 0.00                          | 16.12                      | 13.77                    | 611.24                 | -0.38                            | 10.38                 | No   |                       |
| MWM-7   | 5/1/2008   | 625.01       | 627.36    | 616.01    | 600.86    | NP                           | 0.00                          | 14.12                      | 11.77                    | 613.24                 | 2.00                             | 12.38                 | No   |                       |
| MWM-7   | 10/20/2008 | 625.01       | 627.36    | 616.01    | 600.86    | NP                           | 0.00                          | 13.62                      | 11.27                    | 613.74                 | 0.50                             | 12.88                 | No   |                       |
| MWM-7   | 8/31/2011  | 625.01       | 627.36    | 616.01    | 600.86    | NP                           | 0.00                          | 13.89                      | 11.54                    | 613.47                 | -0.27                            | 12.61                 | No   |                       |
| MWM-7   | 10/11/2011 | 625.01       | 627.36    | 616.01    | 600.86    | NP                           | 0.00                          | 15.23                      | 12.88                    | 612.13                 | -1.34                            | 11.27                 | No   |                       |
| MWM-7   | 1/4/2012   | 625.01       | 627.36    | 616.01    | 600.86    | NP                           | 0.00                          | 16.33                      | 13.98                    | 611.03                 | -1.10                            | 10.17                 | No   |                       |
| MWM-7   | 4/16/2012  | 625.01       | 627.36    | 616.01    | 600.86    | NP                           | 0.00                          | 15.81                      | 13.46                    | 611.55                 | 0.52                             | 10.69                 | No   |                       |
| MWM-7   | 6/28/2012  | 625.01       | 627.36    | 616.01    | 600.86    | NP                           | 0.00                          | 12.79                      | 10.44                    | 614.57                 | 3.02                             | 13.71                 | No   |                       |
| MWM-7   | 9/30/2012  | 625.01       | 627.36    | 616.01    | 600.86    | NP                           | 0.00                          | 16.04                      | 13.69                    | 611.32                 | -3.25                            | 10.46                 | No   |                       |
| MWM-7   | 12/17/2012 | 625.01       | 627.36    | 616.01    | 600.86    | NP                           | 0.00                          | 16.53                      | 14.18                    | 610.83                 | -0.49                            | 9.97                  | No   |                       |
| MWM-7   | 3/25/2013  | 625.01       | 627.36    | 616.01    | 600.86    | NP                           | 0.00                          | 17.37                      | 15.02                    | 609.99                 | -0.84                            | 9.13                  | No   |                       |
| MWM-7   | 5/5/2013   | 625.01       | 627.36    | 616.01    | 600.86    | NP                           | 0.00                          | 15.45                      | 13.10                    | 611.91                 | 1.92                             | 11.05                 | No   |                       |
| MWM-7   | 10/1/2013  | 625.01       | 627.36    | 616.01    | 600.86    | NP                           | 0.00                          | 15.95                      | 13.60                    | 611.41                 | -0.50                            | 10.55                 | No   |                       |

**Table 4**  
**Groundwater and LNAPL Gauging Data - Barge Dock**  
**Former Amoco Terminal**  
**Superior, Wisconsin**

| Well ID | Date       | Ground Elev. | TOC Elev. | TOS Elev. | BOS Elev. | Depth to Product (feet BTOC) | Free Product Thickness (feet) | Depth to Water (feet BTOC) | Corrected DTW (feet bgs) | Corrected GW Elevation | Change in Corrected GW Elevation | Liquid in Well (feet) | Screen Submerged Below Water Table? (YES/NO) | Comments/Observations |
|---------|------------|--------------|-----------|-----------|-----------|------------------------------|-------------------------------|----------------------------|--------------------------|------------------------|----------------------------------|-----------------------|--|-----------------------|
| MWM-7   | 5/21/2014  | 625.01       | 627.36    | 616.01    | 600.86    | NP                           | 0.00                          | 12.95                      | 10.60                    | 614.41                 | 3.00                             | 13.55                 | No   |                       |
| MWM-7   | 10/29/2014 | 625.01       | 627.36    | 616.01    | 600.86    | NP                           | 0.00                          | 14.23                      | 11.88                    | 613.13                 | -1.28                            | 12.27                 | No   |                       |
| MWM-7   | 5/6/2015   | 625.01       | 627.36    | 616.01    | 600.86    | NP                           | 0.00                          | 15.28                      | 12.93                    | 612.08                 | -1.05                            | 11.22                 | No   |                       |
| MWM-7   | 10/6/2015  | 625.01       | 627.36    | 616.01    | 600.86    | NP                           | 0.00                          | 14.11                      | 11.76                    | 613.25                 | 1.17                             | 12.39                 | No   |                       |
| MWM-7   | 5/23/2016  | 625.01       | 627.36    | 616.01    | 600.86    | NP                           | 0.00                          | 12.81                      | 10.46                    | 614.55                 | 1.30                             | 13.69                 | No   |                       |
| MWM-7   | 10/3/2016  | 625.01       | 627.36    | 616.01    | 600.86    | NP                           | 0.00                          | 13.99                      | 11.64                    | 613.37                 | -1.18                            | 12.51                 | No   |                       |
| MWM-7   | 6/29/2017  | 625.01       | 627.36    | 616.01    | 600.86    | NP                           | 0.00                          | 13.15                      | 10.80                    | 614.21                 | 0.84                             | 13.35                 | No   |                       |
| MWM-7   | 7/15/2019  | 625.01       | 627.36    | 616.01    | 600.86    | NP                           | 0.00                          | 13.38                      | 11.03                    | 613.98                 | -0.23                            | 13.12                 | No   |                       |
| MWM-7   | 5/26/2020  | 625.01       | 627.36    | 616.01    | 600.86    | NP                           | 0.00                          | 12.95                      | 10.60                    | 614.41                 | 0.43                             | 13.55                 | No   |                       |
| MWM-7   | 5/24/2021  | 625.01       | 627.36    | 616.01    | 600.86    | NP                           | 0.00                          | 13.69                      | 11.34                    | 613.67                 | -0.74                            | 12.81                 | No   |                       |
| MWM-7D  | 7/31/2009  | 622.11       | 623.93    | 570.11    | 665.11    | NP                           | 0.00                          | 11.49                      | 9.67                     | 612.44                 | NA                               | -52.67                | Yes  |                       |
| MWM-7D  | 10/11/2009 | 622.11       | 623.93    | 570.11    | 565.11    | NP                           | 0.00                          | 12.49                      | 10.67                    | 611.44                 | NA                               | 46.33                 | Yes  |                       |
| MWM-7D  | 4/28/2010  | 622.11       | 623.93    | 570.11    | 565.11    | NP                           | 0.00                          | 12.63                      | 10.81                    | 611.30                 | -0.14                            | 46.19                 | Yes  |                       |
| MWM-7D  | 10/25/2010 | 622.11       | 623.93    | 570.11    | 565.11    | NP                           | 0.00                          | 11.36                      | 9.54                     | 612.57                 | 1.27                             | 47.46                 | Yes  |                       |
| MWM-7D  | 4/25/2011  | 622.11       | 623.93    | 570.11    | 565.11    | NP                           | 0.00                          | 11.91                      | 10.09                    | 612.02                 | -0.55                            | 46.91                 | Yes  |                       |
| MWM-7D  | 10/11/2011 | 622.11       | 623.93    | 570.11    | 565.11    | NP                           | 0.00                          | 12.10                      | 10.28                    | 611.83                 | -0.19                            | 46.72                 | Yes  |                       |
| MWM-7D  | 1/4/2012   | 622.11       | 623.93    | 570.11    | 565.11    | NP                           | 0.00                          | 13.23                      | 11.41                    | 610.70                 | -1.13                            | 45.59                 | Yes  |                       |
| MWM-7D  | 4/16/2012  | 622.11       | 623.93    | 570.11    | 565.11    | NP                           | 0.00                          | 13.03                      | 11.21                    | 610.90                 | 0.20                             | 45.79                 | Yes  |                       |
| MWM-7D  | 6/28/2012  | 622.11       | 623.93    | 570.11    | 565.11    | NP                           | 0.00                          | 10.45                      | 8.63                     | 613.48                 | 2.58                             | 48.37                 | Yes  |                       |
| MWM-7D  | 9/30/2012  | 622.11       | 623.93    | 570.11    | 565.11    | NP                           | 0.00                          | 12.99                      | 11.17                    | 610.94                 | -2.54                            | 45.83                 | Yes  |                       |
| MWM-7D  | 12/17/2012 | 622.11       | 623.93    | 570.11    | 565.11    | NP                           | 0.00                          | 13.44                      | 11.62                    | 610.49                 | -0.45                            | 45.38                 | Yes  |                       |
| MWM-7D  | 3/25/2013  | 622.11       | 623.93    | 570.11    | 565.11    | NP                           | 0.00                          | 14.21                      | 12.39                    | 609.72                 | -0.77                            | 44.61                 | Yes  |                       |
| MWM-7D  | 5/5/2013   | 622.11       | 623.93    | 570.11    | 565.11    | NP                           | 0.00                          | 12.88                      | 11.06                    | 611.05                 | 1.33                             | 45.94                 | Yes  |                       |
| MWM-7D  | 10/1/2013  | 622.11       | 623.93    | 570.11    | 565.11    | NP                           | 0.00                          | 12.84                      | 11.02                    | 611.09                 | 0.04                             | 45.98                 | Yes  |                       |
| MWM-7D  | 5/21/2014  | 622.11       | 623.93    | 570.11    | 565.11    | NP                           | 0.00                          | 10.71                      | 8.89                     | 613.22                 | 2.13                             | 48.11                 | Yes  |                       |
| MWM-7D  | 10/30/2014 | 622.11       | 623.93    | 570.11    | 565.11    | NP                           | 0.00                          | 11.28                      | 9.46                     | 612.65                 | -0.57                            | 47.54                 | Yes  |                       |
| MWM-7D  | 5/5/2015   | 622.11       | 623.93    | 570.11    | 565.11    | NP                           | 0.00                          | 12.39                      | 10.57                    | 611.54                 | -1.11                            | 46.43                 | Yes  |                       |
| MWM-7D  | 10/6/2015  | 622.11       | 623.93    | 570.11    | 565.11    | NP                           | 0.00                          | 11.20                      | 9.38                     | 612.73                 | 1.19                             | 47.62                 | Yes  |                       |
| MWM-7D  | 5/23/2016  | 622.11       | 623.93    | 570.11    | 565.11    | NP                           | 0.00                          | 10.17                      | 8.35                     | 613.76                 | 1.03                             | 48.65                 | Yes  |                       |
| MWM-7D  | 10/3/2016  | 622.11       | 623.93    | 570.11    | 565.11    | NP                           | 0.00                          | 10.98                      | 9.16                     | 612.95                 | -0.81                            | 47.84                 | Yes  |                       |
| MWM-7D  | 6/14/2017  | 622.11       | 623.93    | 570.11    | 565.11    | NP                           | 0.00                          | 10.20                      | 8.38                     | 613.73                 | 0.78                             | 48.62                 | Yes  |                       |
| MWM-7D  | 10/3/2017  | 622.11       | 623.93    | 570.11    | 565.11    | NP                           | 0.00                          | 9.26                       | 7.44                     | 614.67                 | 0.94                             | 49.56                 | Yes  |                       |
| MWM-7D  | 6/18/2018  | 622.11       | 623.93    | 570.11    | 565.11    | NP                           | 0.00                          | 10.70                      | 8.88                     | 613.23                 | -1.44                            | 48.12                 | Yes  |                       |
| MWM-7D  | 6/27/2018  | 622.11       | 623.93    | 570.11    | 565.11    | NP                           | 0.00                          | 10.72                      | 8.90                     | 613.21                 | -0.02                            | 48.10                 | Yes  |                       |
| MWM-7D  | 10/8/2018  | 622.11       | 623.93    | 570.11    | 565.11    | NP                           | 0.00                          | 11.40                      | 9.58                     | 612.53                 | -0.68                            | 47.42                 | Yes  |                       |
| MWM-7D  | 6/3/2019   | 622.11       | 623.93    | 570.11    | 565.11    | NP                           | 0.00                          | 10.21                      | 8.39                     | 613.72                 | 1.19                             | 48.61                 | Yes  |                       |
| MWM-7D  | 7/15/2019  | 622.11       | 623.93    | 570.11    | 565.11    | NP                           | 0.00                          | 10.69                      | 8.87                     | 613.24                 | -0.48                            | 48.13                 | Yes  |                       |
| MWM-7D  | 10/3/2019  | 622.11       | 623.93    | 570.11    | 565.11    | NP                           | 0.00                          | 11.03                      | 9.21                     | 612.90                 | -0.34                            | 47.79                 | Yes  |                       |
| MWM-7D  | 5/26/2020  | 622.11       | 623.93    | 570.11    | 565.11    | NP                           | 0.00                          | 10.30                      | 8.48                     | 613.63                 | 0.73                             | 48.52                 | Yes  |                       |
| MWM-7D  | 10/5/2020  | 622.11       | 623.93    | 570.11    | 565.11    | NP                           | 0.00                          | 11.68                      | 9.86                     | 612.25                 | -1.38                            | 47.14                 | Yes  |                       |

**Table 4**  
**Groundwater and LNAPL Gauging Data - Barge Dock**  
**Former Amoco Terminal**  
**Superior, Wisconsin**

| Well ID  | Date       | Ground Elev.                                    | TOC Elev. | TOS Elev. | BOS Elev. | Depth to Product (feet BTOC) | Free Product Thickness (feet) | Depth to Water (feet BTOC) | Corrected DTW (feet bgs) | Corrected GW Elevation | Change in Corrected GW Elevation | Liquid in Well (feet) | Screen Submerged Below Water Table? (YES/NO) | Comments/Observations |
|----------|------------|---|-----------|-----------|-----------|------------------------------|-------------------------------|----------------------------|--------------------------|------------------------|----------------------------------|-----------------------|--|-----------------------|
| MWM-7D   | 5/24/2021  | 622.11  | 623.93    | 570.11    | 565.11    | NP                           | 0.00                          | 11.25                      | 9.43                     | 612.68                 | 0.43                             | 47.57                 | Yes  |                       |
| MWM-7D   | 10/4/2021  | 622.11  | 623.93    | 570.11    | 565.11    | NP                           | 0.00                          | 12.40                      | 10.58                    | 611.53                 | -1.15                            | 46.42                 | Yes  |                       |
| MWM-9    | 10/22/2003 | 622.08  | 624.40    | 611.08    | 596.50    | NP                           | 0.00                          | 12.97                      | 10.65                    | 611.43                 | NA                               | 14.93                 | Yes  |                       |
| MWM-9    | 1/20/2004  | 622.08  | 624.40    | 611.08    | 596.50    | NP                           | 0.00                          | 13.65                      | 11.33                    | 610.75                 | -0.68                            | 14.25                 | No   |                       |
| MWM-9    | 4/19/2004  | 622.08  | 624.40    | 611.08    | 596.50    | NP                           | 0.00                          | 12.83                      | 10.51                    | 611.57                 | 0.82                             | 15.07                 | Yes  |                       |
| MWM-9    | 7/27/2004  | 622.08  | 624.40    | 611.08    | 596.50    | NP                           | 0.00                          | 12.02                      | 9.70                     | 612.38                 | 0.81                             | 15.88                 | Yes  |                       |
| MWM-9    | 11/16/2004 | Well Abandoned due to Hallett Dock Construction |           |           |           |                              |                               |                            |                          |                        |                                  |                       |  |                       |
| MWM-9R S | 7/31/2009  | 625.43  | 627.59    | 616.43    | 601.43    |                              | 0.00                          |                            |                          |                        |                                  |                       |  |                       |
| MWM-9R S | 10/11/2009 | 625.43  | 627.59    | 616.43    | 601.43    | NP                           | 0.00                          | 14.82                      | 12.66                    | 612.77                 | NA                               | 11.34                 | No   |                       |
| MWM-9R S | 4/28/2010  | 625.43  | 627.59    | 616.43    | 601.43    | NP                           | 0.00                          | 14.89                      | 12.73                    | 612.70                 | -0.07                            | 11.27                 | No   |                       |
| MWM-9R S | 10/25/2010 | 625.43  | 627.59    | 616.43    | 601.43    | NP                           | 0.00                          | 13.45                      | 11.29                    | 614.14                 | 1.44                             | 12.71                 | No   |                       |
| MWM-9R S | 4/25/2011  | 625.43  | 627.59    | 616.43    | 601.43    | NP                           | 0.00                          | 13.97                      | 11.81                    | 613.62                 | -0.52                            | 12.19                 | No   |                       |
| MWM-9R S | 10/11/2011 | 625.43  | 627.59    | 616.43    | 601.43    | NP                           | 0.00                          | 14.19                      | 12.03                    | 613.40                 | -0.22                            | 11.97                 | No   |                       |
| MWM-9R S | 1/4/2012   | 625.43  | 627.59    | 616.43    | 601.43    | NP                           | 0.00                          | 15.47                      | 13.31                    | 612.12                 | -1.28                            | 10.69                 | No   |                       |
| MWM-9R S | 4/16/2012  | 625.43  | 627.59    | 616.43    | 601.43    | NP                           | 0.00                          | 15.37                      | 13.21                    | 612.22                 | 0.10                             | 10.79                 | No   |                       |
| MWM-9R S | 6/28/2012  | 625.43  | 627.59    | 616.43    | 601.43    | NP                           | 0.00                          | 12.44                      | 10.28                    | 615.15                 | 2.93                             | 13.72                 | No   |                       |
| MWM-9R S | 9/30/2012  | 625.43  | 627.59    | 616.43    | 601.43    | NP                           | 0.00                          | 15.20                      | 13.04                    | 612.39                 | -2.76                            | 10.96                 | No   |                       |
| MWM-9R S | 12/17/2012 | 625.43  | 627.59    | 616.43    | 601.43    | NP                           | 0.00                          | 15.73                      | 13.57                    | 611.86                 | -0.53                            | 10.43                 | No   |                       |
| MWM-9R S | 3/25/2013  | 625.43  | 627.59    | 616.43    | 601.43    | NP                           | 0.00                          | 16.58                      | 14.42                    | 611.01                 | -0.85                            | 9.58                  | No   |                       |
| MWM-9R S | 5/5/2013   | 625.43  | 627.59    | 616.43    | 601.43    | NP                           | 0.00                          | 15.22                      | 13.06                    | 612.37                 | 1.36                             | 10.94                 | No   |                       |
| MWM-9R S | 10/1/2013  | 625.43  | 627.59    | 616.43    | 601.43    | NP                           | 0.00                          | 15.15                      | 12.99                    | 612.44                 | 0.07                             | 11.01                 | No   |                       |
| MWM-9R S | 5/20/2014  | 625.43  | 627.59    | 616.43    | 601.43    | NP                           | 0.00                          | 12.80                      | 10.64                    | 614.79                 | 2.35                             | 13.36                 | No   |                       |
| MWM-9R S | 10/29/2014 | 625.43  | 627.59    | 616.43    | 601.43    | NP                           | 0.00                          | 13.45                      | 11.29                    | 614.14                 | -0.65                            | 12.71                 | No   |                       |
| MWM-9R S | 5/6/2015   | 625.43  | 627.59    | 616.43    | 601.43    | NP                           | 0.00                          | 14.76                      | 12.60                    | 612.83                 | -1.31                            | 11.40                 | No   |                       |
| MWM-9R S | 10/5/2015  | 625.43  | 627.59    | 616.43    | 601.43    | NP                           | 0.00                          | 13.32                      | 11.16                    | 614.27                 | 1.44                             | 12.84                 | No   |                       |
| MWM-9R S | 5/23/2016  | 625.43  | 627.59    | 616.43    | 601.43    | NP                           | 0.00                          | 12.06                      | 9.90                     | 615.53                 | 1.26                             | 14.10                 | No   |                       |
| MWM-9R S | 10/3/2016  | 625.43  | 627.59    | 616.43    | 601.43    | NP                           | 0.00                          | 13.04                      | 10.88                    | 614.55                 | -0.98                            | 13.12                 | No   |                       |
| MWM-9R S | 6/29/2017  | 625.43  | 627.59    | 616.43    | 601.43    | NP                           | 0.00                          | 12.44                      | 10.28                    | 615.15                 | 0.60                             | 13.72                 | No   |                       |
| MWM-9R S | 6/3/2019   | 625.43  | 627.59    | 616.43    | 601.43    | NP                           | 0.00                          | 12.10                      | 9.94                     | 615.49                 | 0.34                             | 14.06                 | No   |                       |
| MWM-9R S | 5/26/2020  | 625.43  | 627.59    | 616.43    | 601.43    | NP                           | 0.00                          | 12.11                      | 9.95                     | 615.48                 | -0.01                            | 14.05                 | No   |                       |
| MWM-9R S | 5/24/2021  | 625.43  | 627.59    | 616.43    | 601.43    | NP                           | 0.00                          | 13.20                      | 11.04                    | 614.39                 | -1.09                            | 12.96                 | No   |                       |
| MWM-9R D | 7/31/2009  | 625.15  | 626.93    | 573.15    | 568.15    |                              | 0.00                          |                            |                          |                        |                                  |                       |  |                       |
| MWM-9R D | 10/11/2009 | 625.15  | 626.93    | 573.15    | 568.15    | NP                           | 0.00                          | 14.41                      | 12.63                    | 612.52                 | NA                               | 44.37                 | Yes  |                       |
| MWM-9R D | 4/28/2010  | 625.15  | 626.93    | 573.15    | 568.15    | NP                           | 0.00                          | 14.54                      | 12.76                    | 612.39                 | -0.13                            | 44.24                 | Yes  |                       |
| MWM-9R D | 10/25/2010 | 625.15  | 626.93    | 573.15    | 568.15    | NP                           | 0.00                          | 13.19                      | 11.41                    | 613.74                 | 1.35                             | 45.59                 | Yes  |                       |
| MWM-9R D | 4/25/2011  | 625.15  | 626.93    | 573.15    | 568.15    | NP                           | 0.00                          | 13.72                      | 11.94                    | 613.21                 | -0.53                            | 45.06                 | Yes  |                       |
| MWM-9R D | 10/11/2011 | 625.15  | 626.93    | 573.15    | 568.15    | NP                           | 0.00                          | 13.89                      | 12.11                    | 613.04                 | -0.17                            | 44.89                 | Yes  |                       |
| MWM-9R D | 1/4/2012   | 625.15  | 626.93    | 573.15    | 568.15    | NP                           | 0.00                          | 15.00                      | 13.22                    | 611.93                 | -1.11                            | 43.78                 | Yes  |                       |

**Table 4**  
**Groundwater and LNAPL Gauging Data - Barge Dock**  
**Former Amoco Terminal**  
**Superior, Wisconsin**

| Well ID  | Date       | Ground Elev. | TOC Elev. | TOS Elev. | BOS Elev. | Depth to Product (feet BTOC) | Free Product Thickness (feet) | Depth to Water (feet BTOC) | Corrected DTW (feet bgs) | Corrected GW Elevation | Change in Corrected GW Elevation | Liquid in Well (feet) | Screen Submerged Below Water Table? (YES/NO) | Comments/Observations |
|----------|------------|--------------|-----------|-----------|-----------|------------------------------|-------------------------------|----------------------------|--------------------------|------------------------|----------------------------------|-----------------------|--|-----------------------|
| MWM-9R D | 4/16/2012  | 625.15       | 626.93    | 573.15    | 568.15    | NP                           | 0.00                          | 15.03                      | 13.25                    | 611.90                 | -0.03                            | 43.75                 | Yes  |                       |
| MWM-9R D | 6/28/2012  | 625.15       | 626.93    | 573.15    | 568.15    | NP                           | 0.00                          | 12.23                      | 10.45                    | 614.70                 | 2.80                             | 46.55                 | Yes  |                       |
| MWM-9R D | 9/30/2012  | 625.15       | 626.93    | 573.15    | 568.15    | NP                           | 0.00                          | 14.74                      | 12.96                    | 612.19                 | -2.51                            | 44.04                 | Yes  |                       |
| MWM-9R D | 12/17/2012 | 625.15       | 626.93    | 573.15    | 568.15    | NP                           | 0.00                          | 15.32                      | 13.54                    | 611.61                 | -0.58                            | 43.46                 | Yes  |                       |
| MWM-9R D | 3/25/2013  | 625.15       | 626.93    | 573.15    | 568.15    | NP                           | 0.00                          | 16.10                      | 14.32                    | 610.83                 | -0.78                            | 42.68                 | Yes  |                       |
| MWM-9R D | 5/5/2013   | 625.15       | 626.93    | 573.15    | 568.15    | NP                           | 0.00                          | 14.89                      | 13.11                    | 612.04                 | 1.21                             | 43.89                 | Yes  |                       |
| MWM-9R D | 10/1/2013  | 625.15       | 626.93    | 573.15    | 568.15    | NP                           | 0.00                          | 14.79                      | 13.01                    | 612.14                 | 0.10                             | 43.99                 | Yes  |                       |
| MWM-9R D | 5/21/2014  | 625.15       | 626.93    | 573.15    | 568.15    | NP                           | 0.00                          | 12.58                      | 10.80                    | 614.35                 | 2.21                             | 46.20                 | Yes  |                       |
| MWM-9R D | 10/30/2014 | 625.15       | 626.93    | 573.15    | 568.15    | NP                           | 0.00                          | 13.09                      | 11.31                    | 613.84                 | -0.51                            | 45.69                 | Yes  |                       |
| MWM-9R D | 5/5/2015   | 625.15       | 626.93    | 573.15    | 568.15    | NP                           | 0.00                          | 14.36                      | 12.58                    | 612.57                 | -1.27                            | 44.42                 | Yes  |                       |
| MWM-9R D | 10/7/2015  | 625.15       | 626.93    | 573.15    | 568.15    | NP                           | 0.00                          | 13.03                      | 11.25                    | 613.90                 | 1.33                             | 45.75                 | Yes  |                       |
| MWM-9R D | 5/23/2016  | 625.15       | 626.93    | 573.15    | 568.15    | NP                           | 0.00                          | 11.65                      | 9.87                     | 615.28                 | 1.38                             | 47.13                 | Yes  |                       |
| MWM-9R D | 10/3/2016  | 625.15       | 626.93    | 573.15    | 568.15    | NP                           | 0.00                          | 12.61                      | 10.83                    | 614.32                 | -0.96                            | 46.17                 | Yes  |                       |
| MWM-9R D | 6/14/2017  | 625.15       | 626.93    | 573.15    | 568.15    | NP                           | 0.00                          | 11.60                      | 9.82                     | 615.33                 | 1.01                             | 47.18                 | Yes  |                       |
| MWM-9R D | 10/3/2017  | 625.15       | 626.93    | 573.15    | 568.15    | NP                           | 0.00                          | 10.85                      | 9.07                     | 616.08                 | 0.75                             | 47.93                 | Yes  |                       |
| MWM-9R D | 6/18/2018  | 625.15       | 626.93    | 573.15    | 568.15    | NP                           | 0.00                          | 12.37                      | 10.59                    | 614.56                 | -1.52                            | 46.41                 | Yes  |                       |
| MWM-9R D | 6/27/2018  | 625.15       | 626.93    | 573.15    | 568.15    | NP                           | 0.00                          | 12.34                      | 10.56                    | 614.59                 | 0.03                             | 46.44                 | Yes  |                       |
| MWM-9R D | 10/8/2018  | 625.15       | 626.93    | 573.15    | 568.15    | NP                           | 0.00                          | 13.07                      | 11.29                    | 613.86                 | -0.73                            | 45.71                 | Yes  |                       |
| MWM-9R D | 6/3/2019   | 625.15       | 626.93    | 573.15    | 568.15    | NP                           | 0.00                          | 11.78                      | 10.00                    | 615.15                 | 1.29                             | 47.00                 | Yes  |                       |
| MWM-9R D | 5/26/2020  | 625.15       | 626.93    | 573.15    | 568.15    | NP                           | 0.00                          | 11.77                      | 9.99                     | 615.16                 | 0.01                             | 47.01                 | Yes  |                       |
| MWM-9R D | 10/5/2020  | 625.15       | 626.93    | 573.15    | 568.15    | NP                           | 0.00                          | 13.28                      | 11.50                    | 613.65                 | -1.51                            | 45.50                 | Yes  |                       |
| MWM-9R D | 5/24/2021  | 625.15       | 626.93    | 573.15    | 568.15    | NP                           | 0.00                          | 12.89                      | 11.11                    | 614.04                 | 0.39                             | 45.89                 | Yes  |                       |
| MWM-10 S | 7/31/2009  | 618.59       | 620.51    | 609.59    | 594.59    |                              | 0.00                          |                            |                          |                        |                                  |                       |  |                       |
| MWM-10 S | 10/11/2009 | 618.59       | 620.51    | 609.59    | 594.59    | NP                           | 0.00                          | 3.93                       | 2.01                     | 616.58                 | NA                               | 21.99                 | Yes  |                       |
| MWM-10 S | 4/28/2010  | 618.59       | 620.51    | 609.59    | 594.59    | NP                           | 0.00                          | 3.70                       | 1.78                     | 616.81                 | 0.23                             | 22.22                 | Yes  |                       |
| MWM-10 S | 10/25/2010 | 618.59       | 620.51    | 609.59    | 594.59    | NP                           | 0.00                          | 3.17                       | 1.25                     | 617.34                 | 0.53                             | 22.75                 | Yes  |                       |
| MWM-10 S | 4/25/2011  | 618.59       | 620.51    | 609.59    | 594.59    | NP                           | 0.00                          | 3.27                       | 1.35                     | 617.24                 | -0.10                            | 22.65                 | Yes  |                       |
| MWM-10 S | 10/11/2011 | 618.59       | 620.51    | 609.59    | 594.59    | NP                           | 0.00                          | 4.52                       | 2.60                     | 615.99                 | -1.25                            | 21.40                 | Yes  |                       |
| MWM-10 S | 1/4/2012   | 618.59       | 620.51    | 609.59    | 594.59    | NP                           | 0.00                          | 5.75                       | 3.83                     | 614.76                 | -1.23                            | 20.17                 | Yes  |                       |
| MWM-10 S | 4/16/2012  | 618.59       | 620.51    | 609.59    | 594.59    | NP                           | 0.00                          | 3.51                       | 1.59                     | 617.00                 | 2.24                             | 22.41                 | Yes  |                       |
| MWM-10 S | 6/28/2012  | 618.59       | 620.51    | 609.59    | 594.59    | NP                           | 0.00                          | 3.53                       | 1.61                     | 616.98                 | -0.02                            | 22.39                 | Yes  |                       |
| MWM-10 S | 9/30/2012  | 618.59       | 620.51    | 609.59    | 594.59    | NP                           | 0.00                          | 6.76                       | 4.84                     | 613.75                 | -3.23                            | 19.16                 | Yes  |                       |
| MWM-10 S | 12/17/2012 | 618.59       | 620.51    | 609.59    | 594.59    | NP                           | 0.00                          | 5.01                       | 3.09                     | 615.50                 | 1.75                             | 20.91                 | Yes  |                       |
| MWM-10 S | 3/25/2013  | 618.59       | 620.51    | 609.59    | 594.59    | NP                           | 0.00                          | 6.99                       | 5.07                     | 613.52                 | -1.98                            | 18.93                 | Yes  |                       |
| MWM-10 S | 5/5/2013   | 618.59       | 620.51    | 609.59    | 594.59    | NP                           | 0.00                          | 3.43                       | 1.51                     | 617.08                 | 3.56                             | 22.49                 | Yes  |                       |
| MWM-10 S | 10/1/2013  | 618.59       | 620.51    | 609.59    | 594.59    | NP                           | 0.00                          | 4.88                       | 2.96                     | 615.63                 | -1.45                            | 21.04                 | Yes  |                       |
| MWM-10 S | 5/20/2014  | 618.59       | 620.51    | 609.59    | 594.59    | NP                           | 0.00                          | 3.15                       | 1.23                     | 617.36                 | 1.73                             | 22.77                 | Yes  |                       |
| MWM-10 S | 10/29/2014 | 618.59       | 620.51    | 609.59    | 594.59    | NP                           | 0.00                          | 4.19                       | 2.27                     | 616.32                 | -1.04                            | 21.73                 | Yes  |                       |
| MWM-10 S | 5/6/2015   | 618.59       | 620.51    | 609.59    | 594.59    | NP                           | 0.00                          | 4.00                       | 2.08                     | 616.51                 | 0.19                             | 21.92                 | Yes  |                       |
| MWM-10 S | 10/5/2015  | 618.59       | 620.51    | 609.59    | 594.59    | NP                           | 0.00                          | 4.05                       | 2.13                     | 616.46                 | -0.05                            | 21.87                 | Yes  |                       |

**Table 4**  
**Groundwater and LNAPL Gauging Data - Barge Dock**  
**Former Amoco Terminal**  
**Superior, Wisconsin**

| Well ID  | Date       | Ground Elev. | TOC Elev. | TOS Elev. | BOS Elev. | Depth to Product (feet BTOC) | Free Product Thickness (feet) | Depth to Water (feet BTOC) | Corrected DTW (feet bgs) | Corrected GW Elevation | Change in Corrected GW Elevation | Liquid in Well (feet) | Screen Submerged Below Water Table? (YES/NO) | Comments/Observations |
|----------|------------|--------------|-----------|-----------|-----------|------------------------------|-------------------------------|----------------------------|--------------------------|------------------------|----------------------------------|-----------------------|--|-----------------------|
| MWM-10 S | 5/23/2016  | 618.59       | 620.51    | 609.59    | 594.59    | NP                           | 0.00                          | 4.03                       | 2.11                     | 616.48                 | 0.02                             | 21.89                 | Yes  |                       |
| MWM-10 S | 10/3/2016  | 618.59       | 620.51    | 609.59    | 594.59    | NP                           | 0.00                          | 4.56                       | 2.64                     | 615.95                 | -0.53                            | 21.36                 | Yes  |                       |
| MWM-10 S | 6/29/2017  | 618.59       | 620.51    | 609.59    | 594.59    | NP                           | 0.00                          | 9.28                       | 7.36                     | 611.23                 | -4.72                            | 16.64                 | Yes  |                       |
| MWM-10 S | 5/26/2020  | 618.59       | 620.51    | 609.59    | 594.59    | NP                           | 0.00                          | 4.35                       | 2.43                     | 616.16                 | 4.93                             | 21.57                 | Yes  |                       |
| MWM-10 S | 5/24/2021  | 618.59       | 620.51    | 609.59    | 594.59    | NP                           | 0.00                          | 3.69                       | 1.77                     | 616.82                 | 0.66                             | 22.23                 | Yes  |                       |
| MWM-10 D | 7/31/2009  | 618.86       | 620.82    | 566.87    | 561.87    |                              | 0.00                          |                            |                          |                        |                                  |                       |  |                       |
| MWM-10 D | 10/11/2009 | 618.86       | 620.82    | 566.87    | 561.87    | NP                           | 0.00                          | 10.89                      | 8.94                     | 609.93                 | NA                               | 48.06                 | Yes  |                       |
| MWM-10 D | 4/28/2010  | 618.86       | 620.82    | 566.87    | 561.87    | NP                           | 0.00                          | 10.99                      | 9.04                     | 609.83                 | -0.10                            | 47.96                 | Yes  |                       |
| MWM-10 D | 10/25/2010 | 618.86       | 620.82    | 566.87    | 561.87    | NP                           | 0.00                          | 9.92                       | 7.97                     | 610.90                 | 1.07                             | 49.03                 | Yes  |                       |
| MWM-10 D | 4/25/2011  | 618.86       | 620.82    | 566.87    | 561.87    | NP                           | 0.00                          | 10.32                      | 8.37                     | 610.50                 | -0.40                            | 48.63                 | Yes  |                       |
| MWM-10 D | 10/11/2011 | 618.86       | 620.82    | 566.87    | 561.87    | NP                           | 0.00                          | 10.57                      | 8.62                     | 610.25                 | -0.25                            | 48.38                 | Yes  |                       |
| MWM-10 D | 1/4/2012   | 618.86       | 620.82    | 566.87    | 561.87    | NP                           | 0.00                          | 11.63                      | 9.68                     | 609.19                 | -1.06                            | 47.32                 | Yes  |                       |
| MWM-10 D | 4/16/2012  | 618.86       | 620.82    | 566.87    | 561.87    | NP                           | 0.00                          | 11.22                      | 9.27                     | 609.60                 | 0.41                             | 47.73                 | Yes  |                       |
| MWM-10 D | 6/28/2012  | 618.86       | 620.82    | 566.87    | 561.87    | NP                           | 0.00                          | 8.93                       | 6.98                     | 611.89                 | 2.29                             | 50.02                 | Yes  |                       |
| MWM-10 D | 9/30/2012  | 618.86       | 620.82    | 566.87    | 561.87    | NP                           | 0.00                          | 11.41                      | 9.46                     | 609.41                 | -2.48                            | 47.54                 | Yes  |                       |
| MWM-10 D | 12/17/2012 | 618.86       | 620.82    | 566.87    | 561.87    | NP                           | 0.00                          | 11.77                      | 9.82                     | 609.05                 | -0.36                            | 47.18                 | Yes  |                       |
| MWM-10 D | 3/25/2013  | 618.86       | 620.82    | 566.87    | 561.87    | NP                           | 0.00                          | 12.46                      | 10.51                    | 608.36                 | -0.69                            | 46.49                 | Yes  |                       |
| MWM-10 D | 5/5/2013   | 618.86       | 620.82    | 566.87    | 561.87    | NP                           | 0.00                          | 11.02                      | 9.07                     | 609.80                 | 1.44                             | 47.93                 | Yes  |                       |
| MWM-10 D | 10/1/2013  | 618.86       | 620.82    | 566.87    | 561.87    | NP                           | 0.00                          | 11.21                      | 9.26                     | 609.61                 | -0.19                            | 47.74                 | Yes  |                       |
| MWM-10 D | 5/21/2014  | 618.86       | 620.82    | 566.87    | 561.87    | NP                           | 0.00                          | 9.04                       | 7.09                     | 611.78                 | 2.17                             | 49.91                 | Yes  |                       |
| MWM-10 D | 10/30/2014 | 618.86       | 620.82    | 566.87    | 561.87    | NP                           | 0.00                          | 9.66                       | 7.71                     | 611.16                 | -0.62                            | 49.29                 | Yes  |                       |
| MWM-10 D | 5/5/2015   | 618.86       | 620.82    | 566.87    | 561.87    | NP                           | 0.00                          | 10.64                      | 8.69                     | 610.18                 | -0.98                            | 48.31                 | Yes  |                       |
| MWM-10 D | 10/6/2015  | 618.86       | 620.82    | 566.87    | 561.87    | NP                           | 0.00                          | 9.50                       | 7.55                     | 611.32                 | 1.14                             | 49.45                 | Yes  |                       |
| MWM-10 D | 5/23/2016  | 618.86       | 620.82    | 566.87    | 561.87    | NP                           | 0.00                          | 8.74                       | 6.79                     | 612.08                 | 0.76                             | 50.21                 | Yes  |                       |
| MWM-10 D | 10/3/2016  | 618.86       | 620.82    | 566.87    | 561.87    | NP                           | 0.00                          | 9.38                       | 7.43                     | 611.44                 | -0.64                            | 49.57                 | Yes  |                       |
| MWM-10 D | 6/14/2017  | 618.86       | 620.82    | 566.87    | 561.87    | NP                           | 0.00                          | 8.65                       | 6.70                     | 612.17                 | 0.73                             | 50.30                 | Yes  |                       |
| MWM-10 D | 10/3/2017  | 618.86       | 620.82    | 566.87    | 561.87    | NP                           | 0.00                          | 7.78                       | 5.83                     | 613.04                 | 0.87                             | 51.17                 | Yes  |                       |
| MWM-10 D | 6/18/2018  | 618.86       | 620.82    | 566.87    | 561.87    | NP                           | 0.00                          | 8.90                       | 6.95                     | 611.92                 | -1.12                            | 50.05                 | Yes  |                       |
| MWM-10 D | 6/27/2018  | 618.86       | 620.82    | 566.87    | 561.87    | NP                           | 0.00                          | 8.99                       | 7.04                     | 611.83                 | -0.09                            | 49.96                 | Yes  |                       |
| MWM-10 D | 10/8/2018  | 618.86       | 620.82    | 566.87    | 561.87    | NP                           | 0.00                          | 9.58                       | 7.63                     | 611.24                 | -0.59                            | 49.37                 | Yes  |                       |
| MWM-10 D | 6/3/2019   | 618.86       | 620.82    | 566.87    | 561.87    | NP                           | 0.00                          | 8.44                       | 6.49                     | 612.38                 | 1.14                             | 50.51                 | Yes  |                       |
| MWM-10 D | 10/3/2019  | 618.86       | 620.82    | 566.87    | 561.87    | NP                           | 0.00                          | 9.22                       | 7.27                     | 611.60                 | -0.78                            | 49.73                 | Yes  |                       |
| MWM-10 D | 5/26/2020  | 618.86       | 620.82    | 566.87    | 561.87    | NP                           | 0.00                          | 8.67                       | 6.72                     | 612.15                 | 0.55                             | 50.28                 | Yes  |                       |
| MWM-10 D | 10/5/2020  | 618.86       | 620.82    | 566.87    | 561.87    | NP                           | 0.00                          | 9.83                       | 7.88                     | 610.99                 | -1.16                            | 49.12                 | Yes  |                       |
| MWM-10 D | 5/24/2021  | 618.86       | 620.82    | 566.87    | 561.87    | NP                           | 0.00                          | 9.44                       | 7.49                     | 611.38                 | 0.39                             | 49.51                 | Yes  |                       |
| MW-17    | 09/08/88   | 630.50       | 633.00    | 616.50    | 606.50    | NP                           | 0.00                          | 19.26                      | 16.76                    | 613.74                 | NA                               | 7.24                  | No   |                       |
| MW-17    | 09/20/88   | 630.50       | 633.00    | 616.50    | 606.50    | NP                           | 0.00                          | 19.74                      | 17.24                    | 613.26                 | -0.48                            | 6.76                  | No   |                       |
| MW-17    | 04/27/89   | 630.50       | 633.00    | 616.50    | 606.50    | NP                           | 0.00                          | 19.28                      | 16.78                    | 613.72                 | 0.46                             | 7.22                  | No   |                       |
| MW-17    | 05/18/89   | 630.50       | 633.00    | 616.50    | 606.50    | NP                           | 0.00                          | 18.81                      | 16.31                    | 614.19                 | 0.47                             | 7.69                  | No   |                       |

**Table 4**  
**Groundwater and LNAPL Gauging Data - Barge Dock**  
Former Amoco Terminal  
Superior, Wisconsin

| Well ID | Date     | Ground Elev. | TOC Elev. | TOS Elev. | BOS Elev. | Depth to Product (feet BTOC) | Free Product Thickness (feet) | Depth to Water (feet BTOC) | Corrected DTW (feet bgs) | Corrected GW Elevation | Change in Corrected GW Elevation | Liquid in Well (feet) | Screen Submerged Below Water Table? (YES/NO) | Comments/Observations |
|---------|----------|--------------|-----------|-----------|-----------|------------------------------|-------------------------------|----------------------------|--------------------------|------------------------|----------------------------------|-----------------------|--|-----------------------|
| MW-17   | 06/30/89 | 630.50       | 633.00    | 616.50    | 606.50    | NP                           | 0.00                          | 18.10                      | 15.60                    | 614.90                 | 0.71                             | 8.40                  | No   |                       |
| MW-17   | 07/12/89 | 630.50       | 633.00    | 616.50    | 606.50    | NP                           | 0.00                          | 18.25                      | 15.75                    | 614.75                 | -0.15                            | 8.25                  | No   |                       |
| MW-17   | 07/26/89 | 630.50       | 633.00    | 616.50    | 606.50    | NP                           | 0.00                          | 18.59                      | 16.09                    | 614.41                 | -0.34                            | 7.91                  | No   |                       |
| MW-17   | 07/27/89 | 630.50       | 633.00    | 616.50    | 606.50    | NP                           | 0.00                          | 18.64                      | 16.14                    | 614.36                 | -0.05                            | 7.86                  | No   |                       |
| MW-17   | 09/03/89 | 630.50       | 633.00    | 616.50    | 606.50    | NP                           | 0.00                          | 18.98                      | 16.48                    | 614.02                 | -0.34                            | 7.52                  | No   |                       |
| MW-17   | 11/28/89 | 630.50       | 633.00    | 616.50    | 606.50    | NP                           | 0.00                          | 19.43                      | 16.93                    | 613.57                 | -0.45                            | 7.07                  | No   |                       |
| MW-17   | 06/01/90 | 630.50       | 633.00    | 616.50    | 606.50    | NP                           | 0.00                          | 19.41                      | 16.91                    | 613.59                 | 0.02                             | 7.09                  | No   |                       |
| MW-17   | 06/19/90 | 630.50       | 633.00    | 616.50    | 606.50    | NP                           | 0.00                          | 19.28                      | 16.78                    | 613.72                 | 0.13                             | 7.22                  | No   |                       |
| MW-17   | 06/27/90 | 630.50       | 633.00    | 616.50    | 606.50    | NP                           | 0.00                          | 19.30                      | 16.80                    | 613.70                 | -0.02                            | 7.20                  | No   |                       |
| MW-17   | 07/05/90 | 630.50       | 633.00    | 616.50    | 606.50    | NP                           | 0.00                          | 19.35                      | 16.85                    | 613.65                 | -0.05                            | 7.15                  | No   |                       |
| MW-17   | 07/17/90 | 630.50       | 633.00    | 616.50    | 606.50    | NP                           | 0.00                          | 19.39                      | 16.89                    | 613.61                 | -0.04                            | 7.11                  | No   |                       |
| MW-17   | 07/25/90 | 630.50       | 633.00    | 616.50    | 606.50    | NP                           | 0.00                          | 19.46                      | 16.96                    | 613.54                 | -0.07                            | 7.04                  | No   |                       |
| MW-17   | 08/09/90 | 630.50       | 633.00    | 616.50    | 606.50    | NP                           | 0.00                          | 19.50                      | 17.00                    | 613.50                 | -0.04                            | 7.00                  | No   |                       |
| MW-17   | 08/27/90 | 630.50       | 633.00    | 616.50    | 606.50    | NP                           | 0.00                          | 19.45                      | 16.95                    | 613.55                 | 0.05                             | 7.05                  | No   |                       |
| MW-17   | 09/06/90 | 630.50       | 633.00    | 616.50    | 606.50    | NP                           | 0.00                          | 19.18                      | 16.68                    | 613.82                 | 0.27                             | 7.32                  | No   |                       |
| MW-17   | 01/04/91 | 630.50       | 633.00    | 616.50    | 606.50    | NP                           | 0.00                          | 18.42                      | 15.92                    | 614.58                 | 0.76                             | 8.08                  | No   |                       |
| MW-17   | 01/30/91 | 630.50       | 633.00    | 616.50    | 606.50    | NP                           | 0.00                          | 18.93                      | 16.43                    | 614.07                 | -0.51                            | 7.57                  | No   |                       |
| MW-17   | 04/24/91 | 630.50       | 633.00    | 616.50    | 606.50    | NP                           | 0.00                          | 18.95                      | 16.45                    | 614.05                 | -0.02                            | 7.55                  | No   |                       |
| MW-17   | 07/09/91 | 630.50       | 633.00    | 616.50    | 606.50    | NP                           | 0.00                          | 15.95                      | 13.45                    | 617.05                 | 3.00                             | 10.55                 | Yes  |                       |
| MW-17   | 10/08/91 | 630.50       | 633.00    | 616.50    | 606.50    | NP                           | 0.00                          | 14.76                      | 12.26                    | 618.24                 | 1.19                             | 11.74                 | Yes  |                       |
| MW-17   | 01/07/92 | 630.50       | 633.00    | 616.50    | 606.50    | NP                           | 0.00                          | 15.44                      | 12.94                    | 617.56                 | -0.68                            | 11.06                 | Yes  |                       |
| MW-17   | 10/14/92 | 630.50       | 633.00    | 616.50    | 606.50    | NP                           | 0.00                          | 15.61                      | 13.11                    | 617.39                 | -0.17                            | 10.89                 | Yes  |                       |
| MW-17   | 06/25/93 | 630.50       | 633.00    | 616.50    | 606.50    | NP                           | 0.00                          | 11.52                      | 9.02                     | 621.48                 | 4.09                             | 14.98                 | Yes  |                       |
| MW-17   | 10/28/93 | 630.50       | 633.00    | 616.50    | 606.50    | NP                           | 0.00                          | 15.95                      | 13.45                    | 617.05                 | -4.43                            | 10.55                 | Yes  |                       |
| MW-17   | 01/29/94 | 630.50       | 633.00    | 616.50    | 606.50    | NP                           | 0.00                          | 16.91                      | 14.41                    | 616.09                 | -0.96                            | 9.59                  | No   |                       |
| MW-17   | 04/27/94 | 630.50       | 633.00    | 616.50    | 606.50    | NP                           | 0.00                          | 15.78                      | 13.28                    | 617.22                 | 1.13                             | 10.72                 | Yes  |                       |
| MW-17   | 07/21/94 | 630.50       | 633.00    | 616.50    | 606.50    | NP                           | 0.00                          | 15.58                      | 13.08                    | 617.42                 | 0.20                             | 10.92                 | Yes  |                       |
| MW-17   | 10/25/94 | 630.50       | 633.00    | 616.50    | 606.50    | NP                           | 0.00                          | 16.11                      | 13.61                    | 616.89                 | -0.53                            | 10.39                 | Yes  |                       |
| MW-17   | 10/28/94 | 630.50       | 633.00    | 616.50    | 606.50    | NP                           | 0.00                          | 15.29                      | 12.79                    | 617.71                 | 0.82                             | 11.21                 | Yes  |                       |
| MW-17   | 02/01/95 | 630.50       | 633.00    | 616.50    | 606.50    | NP                           | 0.00                          | 17.71                      | 15.21                    | 615.29                 | -2.42                            | 8.79                  | No   |                       |
| MW-17   | 04/04/95 | 630.50       | 633.00    | 616.50    | 606.50    | NP                           | 0.00                          | 17.75                      | 15.25                    | 615.25                 | -0.04                            | 8.75                  | No   |                       |
| MW-17   | 07/12/95 | 630.50       | 633.00    | 616.50    | 606.50    | NP                           | 0.00                          | 16.69                      | 14.19                    | 616.31                 | 1.06                             | 9.81                  | No   |                       |
| MW-17   | 11/13/95 | 630.50       | 633.00    | 616.50    | 606.50    | NP                           | 0.00                          | 15.17                      | 12.67                    | 617.83                 | 1.52                             | 11.33                 | Yes  |                       |
| MW-17   | 03/13/96 | 630.50       | 633.00    | 616.50    | 606.50    | NP                           | 0.00                          | 17.47                      | 14.97                    | 615.53                 | -2.30                            | 9.03                  | No   |                       |
| MW-17   | 04/22/96 | 630.50       | 633.00    | 616.50    | 606.50    | NP                           | 0.00                          | 15.30                      | 12.80                    | 617.70                 | 2.17                             | 11.20                 | Yes  |                       |
| MW-17   | 10/08/96 | 630.50       | 633.00    | 616.50    | 606.50    | NP                           | 0.00                          | 14.35                      | 11.85                    | 618.65                 | 0.95                             | 12.15                 | Yes  |                       |
| MW-17   | 04/29/97 | 630.50       | 633.00    | 616.50    | 606.50    | NP                           | 0.00                          | 13.02                      | 10.52                    | 619.98                 | 1.33                             | 13.48                 | Yes  |                       |
| MW-17   | 11/03/98 | 630.50       | 633.00    | 616.50    | 606.50    | NP                           | 0.00                          | 17.69                      | 15.19                    | 615.31                 | -4.67                            | 8.81                  | No   |                       |
| MW-17   | 03/02/99 | 630.50       | 633.00    | 616.50    | 606.50    | NP                           | 0.00                          | 17.89                      | 15.39                    | 615.11                 | -0.20                            | 8.61                  | No   |                       |
| MW-17   | 04/26/00 | 630.50       | 633.00    | 616.50    | 606.50    | NP                           | 0.00                          | 16.53                      | 14.03                    | 616.47                 | 1.36                             | 9.97                  | No   |                       |
| MW-17   | 10/10/00 | 630.50       | 633.00    | 616.50    | 606.50    | NP                           | 0.00                          | 12.03                      | 9.53                     | 620.97                 | 4.50                             | 14.47                 | Yes  |                       |
| MW-17   | 04/24/01 | 630.50       | 633.00    | 616.50    | 606.50    | NP                           | 0.00                          | 17.01                      | 14.51                    | 615.99                 | -4.98                            | 9.49                  | No   |                       |
| MW-17   | 10/23/01 | 630.50       | 633.00    | 616.50    | 606.50    | NP                           | 0.00                          | 17.52                      | 15.02                    | 615.48                 | -0.51                            | 8.98                  | No   |                       |
| MW-17   | 01/22/02 | 630.50       | 633.00    | 616.50    | 606.50    | NP                           | 0.00                          | 18.26                      | 15.76                    | 614.74                 | -0.74                            | 8.24                  | No   |                       |
| MW-17   | 02/26/02 | 630.50       | 633.00    | 616.50    | 606.50    | NP                           | 0.00                          | 18.35                      | 15.85                    | 614.65                 | -0.09                            | 8.15                  | No   |                       |



**Table 4**  
**Groundwater and LNAPL Gauging Data - Barge Dock**  
**Former Amoco Terminal**  
**Superior, Wisconsin**

| Well ID | Date     | Ground Elev. | TOC Elev. | TOS Elev. | BOS Elev. | Depth to Product (feet BTOC) | Free Product Thickness (feet) | Depth to Water (feet BTOC)                                    | Corrected DTW (feet bgs) | Corrected GW Elevation | Change in Corrected GW Elevation | Liquid in Well (feet) | Screen Submerged Below Water Table? (YES/NO) | Comments/Observations |
|---------|----------|--------------|-----------|-----------|-----------|------------------------------|-------------------------------|---|--------------------------|------------------------|----------------------------------|-----------------------|--|-----------------------|
| MW-17   | 03/20/02 | 630.50       | 633.00    | 616.50    | 606.50    | NP                           | 0.00                          | 18.54   | 16.04                    | 614.46                 | -0.28                            | #VALUE!               | No   |                       |
| MW-17   | 04/23/02 | 630.50       | 633.00    | 615.50    | 606.50    | NP                           | 0.00                          | 19.95   | 17.45                    | 613.05                 | -1.41                            | 6.55                  | No   |                       |
| MW-17   | 05/15/02 | 630.50       | 633.00    | 615.50    | 606.50    | NP                           | 0.00                          | 16.84   | 14.34                    | 616.16                 | 3.11                             | 9.66                  | Yes  |                       |
| MW-17   | 08/20/02 | 630.50       | 633.00    | 615.50    | 606.50    | NP                           | 0.00                          | 16.78   | 14.28                    | 616.22                 | 0.06                             | 9.72                  | Yes  |                       |
| MW-17   | 09/30/02 | 630.50       | 633.00    | 615.50    | 606.50    | NP                           | 0.00                          | 16.49   | 13.99                    | 616.51                 | 0.29                             | 10.01                 | Yes  |                       |
| MW-17   | 11/05/02 | 630.50       | 633.00    | 615.50    | 606.50    | NP                           | 0.00                          | 15.95   | 13.45                    | 617.05                 | 0.54                             | 10.55                 | Yes  |                       |
| MW-17   | 12/23/02 | 630.50       | 633.00    | 615.50    | 606.50    | NP                           | 0.00                          | 17.39   | 14.89                    | 615.61                 | -1.44                            | 9.11                  | Yes  |                       |
| MW-17   | 01/28/03 | 630.50       | 633.00    | 615.50    | 606.50    | NP                           | 0.00                          | 17.79   | 15.29                    | 615.21                 | -0.40                            | 8.71                  | No   |                       |
| MW-17   | 02/19/03 | 630.50       | 633.00    | 615.50    | 606.50    | NP                           | 0.00                          | 18.06   | 15.56                    | 614.94                 | -0.27                            | 8.44                  | No   |                       |
| MW-17   | 04/17/03 | 630.50       | 633.00    | 615.50    | 606.50    | NP                           | 0.00                          | 18.63   | 16.13                    | 614.37                 | -0.57                            | 7.87                  | No   |                       |
| MW-17   | 06/10/03 | 630.50       | 633.00    | 615.50    | 606.50    | NP                           | 0.00                          | 18.02   | 15.52                    | 614.98                 | 0.61                             | 8.48                  | No   |                       |
| MW-17   | 10/20/03 | 630.50       | 633.00    | 615.50    | 606.50    | NP                           | 0.00                          | 18.57   | 16.07                    | 614.43                 | -0.55                            | 7.93                  | No   |                       |
| MW-17   | 12/03/03 | 630.50       | 633.00    | 615.50    | 606.50    | NP                           | 0.00                          | 19.12   | 16.62                    | 613.88                 | -0.55                            | 7.38                  | No   |                       |
| MW-17   | 04/19/04 | 630.70       | 633.35    | 615.50    | 606.50    | NP                           | 0.00                          | 19.57   | 16.92                    | 613.78                 | -0.10                            | 7.28                  | No   |                       |
| MW-17   | 07/28/04 | 630.70       | 633.35    | 615.50    | 606.50    | NP                           | 0.00                          | 17.74   | 15.09                    | 615.61                 | 1.83                             | 9.11                  | Yes  |                       |
| MW-17   | 11/16/04 | 630.70       | 633.35    | 615.50    | 606.50    | NP                           | 0.00                          | 16.90   | 14.25                    | 616.45                 | 0.84                             | 9.95                  | Yes  |                       |
| MW-17   | 04/18/05 | 630.70       | 633.35    | 615.50    | 606.50    | NP                           | 0.00                          | 17.25   | 14.60                    | 616.10                 | -0.35                            | 9.60                  | Yes  |                       |
| MW-17   | 10/11/05 | 630.70       | 633.35    | 615.50    | 606.50    | NP                           | 0.00                          | 16.25   | 13.60                    | 617.10                 | 1.00                             | 10.60                 | Yes  |                       |
| MW-17   | 05/23/06 | 630.70       | 633.35    | 615.50    | 606.50    | NP                           | 0.00                          | 15.79   | 13.14                    | 617.56                 | 0.46                             | 11.06                 | Yes  |                       |
| MW-17   | 10/16/06 | 630.70       | 633.35    | 615.50    | 606.50    | NP                           | 0.00                          | 17.06   | 14.41                    | 616.29                 | -1.27                            | 9.79                  | Yes  |                       |
| MW-17   | 04/23/07 | 630.70       | 633.35    | 615.50    | 606.50    | NP                           | 0.00                          | 18.53   | 15.88                    | 614.82                 | -1.47                            | 8.32                  | No   |                       |
| MW-17   | 09/25/07 | 630.70       | 633.35    | 615.50    | 606.50    | NP                           | 0.00                          | 18.39   | 15.74                    | 614.96                 | 0.14                             | 8.46                  | No   |                       |
| MW-17   | 05/01/08 | 630.70       | 633.35    | 615.50    | 606.50    | NP                           | 0.00                          | 16.64   | 13.99                    | 616.71                 | 1.75                             | 10.21                 | Yes  |                       |
| MW-17   | 10/20/08 | 630.70       | 633.35    | 615.50    | 606.50    | NP                           | 0.00                          | 14.98   | 12.33                    | 618.37                 | 1.66                             | 11.87                 | Yes  |                       |
| MW-17   | 04/18/09 | 630.70       | 633.35    | 615.50    | 606.50    | NP                           | 0.00                          | 16.23   | 13.58                    | 617.12                 | -1.25                            | 10.62                 | Yes  |                       |
| MW-17   | 08/31/11 | 630.70       | 633.35    | 615.50    | 606.50    | NP                           | 0.00                          | 14.89   | 12.24                    | 618.46                 | 1.34                             | 11.96                 | Yes  |                       |
| MW-17   | 10/10/11 | 630.70       | 633.35    | 615.50    | 606.50    | NP                           | 0.00                          | 16.19   | 13.54                    | 617.16                 | -1.30                            | 10.66                 | Yes  |                       |
| MW-17   | 01/04/12 | 630.70       | 633.35    | 615.50    | 606.50    | NP                           | 0.00                          | 17.49   | 14.84                    | 615.86                 | -1.30                            | 9.36                  | Yes  |                       |
| MW-17   | 04/16/12 | 630.70       | 633.35    | 615.50    | 606.50    | NP                           | 0.00                          | 18.22   | 15.57                    | 615.13                 | -0.73                            | 8.63                  | No   |                       |
| MW-17   | 06/26/12 | 630.70       | 633.35    | 615.50    | 606.50    | NP                           | 0.00                          | 14.52   | 11.87                    | 618.83                 | 3.70                             | 12.33                 | Yes  |                       |
| MW-17   | 09/30/12 | 630.70       | 633.35    | 615.50    | 606.50    | NP                           | 0.00                          | 17.27   | 14.62                    | 616.08                 | -2.75                            | 9.58                  | Yes  |                       |
| MW-17   | 12/17/12 | 630.70       | 633.35    | 615.50    | 606.50    | NP                           | 0.00                          | 17.98   | 15.33                    | 615.37                 | -0.71                            | 8.87                  | No   |                       |
| MW-17   | 03/25/13 | 630.70       | 633.35    | 615.50    | 606.50    | NP                           | 0.00                          | 19.39   | 16.74                    | 613.96                 | -1.41                            | 9.03                  | No   |                       |
| MW-17   | 05/05/13 | 630.70       | 633.35    | 615.50    | 606.50    | NP                           | 0.00                          | 18.58   | 15.93                    | 614.77                 | 0.81                             | 9.61                  | No   |                       |
| MW-17   | 10/03/13 | 630.70       | 633.35    | 615.50    | 606.50    | NP                           | 0.00                          | 17.82   | 15.17                    | 615.53                 | 0.76                             | 19.14                 | Yes  |                       |
| MW-17   | 05/20/14 |              |           |           |           |                              |                               | Broken and repaired on June 18th, TOC needs to be re-surveyed |                          |                        |                                  |                       |  |                       |
| MW-17   | 07/14/14 | 630.70       | 632.88    | 615.50    | 606.50    | -                            | -                             | -   | -                        | -                      | -                                | -                     | -  |                       |
| MW-17   | 07/30/14 | 630.70       | 632.88    | 615.50    | 606.50    | NP                           | 0.00                          | 15.72   | 13.54                    | 617.16                 | 1.63                             | 18.05                 | Yes  |                       |
| MW-17   | 10/29/14 | 630.70       | 632.88    | 615.50    | 606.50    | NP                           | 0.00                          | 15.71   | 13.53                    | 617.17                 | 0.01                             | 19.04                 | Yes  |                       |
| MW-17   | 05/06/15 | 630.70       | 632.88    | 615.50    | 606.50    | NP                           | 0.00                          | 17.39   | 15.21                    | 615.49                 | -1.68                            | 16.80                 | No   |                       |
| MW-17   | 10/05/15 | 630.70       | 632.88    | 615.50    | 606.50    | NP                           | 0.00                          | 15.26   | 13.08                    | 617.62                 | 2.13                             | 16.76                 | Yes  |                       |
| MW-17   | 05/23/16 | 630.70       | 632.88    | 615.50    | 606.50    | NP                           | 0.00                          | 13.30   | 11.12                    | 619.58                 | 1.96                             | 15.99                 | Yes  |                       |
| MW-17   | 10/03/16 | 630.70       | 632.88    | 615.50    | 606.50    | NP                           | 0.00                          | 14.97   | 12.79                    | 617.91                 | -1.67                            | 17.70                 | Yes  |                       |
| MW-17   | 06/29/17 | 630.70       | 632.88    | 615.50    | 606.50    | NP                           | 0.00                          | 14.25   | 12.07                    | 618.63                 | 0.72                             | 16.97                 | Yes  |                       |
| MW-17   | 05/26/20 | 630.70       | 632.88    | 615.50    | 606.50    | NP                           | 0.00                          | 13.64   | 11.46                    | 619.24                 | 0.61                             | 19.30                 | Yes  |                       |

**Table 4**  
**Groundwater and LNAPL Gauging Data - Barge Dock**  
**Former Amoco Terminal**  
**Superior, Wisconsin**

| Well ID | Date     | Ground Elev. | TOC Elev. | TOS Elev. | BOS Elev. | Depth to Product (feet BTOC) | Free Product Thickness (feet) | Depth to Water (feet BTOC) | Corrected DTW (feet bgs) | Corrected GW Elevation | Change in Corrected GW Elevation | Liquid in Well (feet) | Screen Submerged Below Water Table? (YES/NO) | Comments/Observations |
|---------|----------|--------------|-----------|-----------|-----------|------------------------------|-------------------------------|----------------------------|--------------------------|------------------------|----------------------------------|-----------------------|--|-----------------------|
| MW-17   | 05/24/21 | 630.70       | 632.88    | 615.50    | 606.50    | NP                           | 0.00                          | 14.78                      | 12.60                    | 618.10                 | -1.14                            | 18.30                 | Yes  |                       |
| MW-31   | 06/30/89 | 633.20       | 635.20    | 614.50    | 604.50    | NP                           | 0.00                          | 19.60                      | 17.60                    | 615.60                 | NA                               | 11.10                 | Yes  |                       |
| MW-31   | 07/12/89 | 633.20       | 635.20    | 614.50    | 604.50    | NP                           | 0.00                          | 19.99                      | 17.99                    | 615.21                 | -0.39                            | 10.71                 | Yes  |                       |
| MW-31   | 07/26/89 | 633.20       | 635.20    | 614.50    | 604.50    | NP                           | 0.00                          | 20.23                      | 18.23                    | 614.97                 | -0.24                            | 10.47                 | Yes  |                       |
| MW-31   | 07/27/89 | 633.20       | 635.20    | 614.50    | 604.50    | NP                           | 0.00                          | 20.37                      | 18.37                    | 614.83                 | -0.14                            | 10.33                 | Yes  |                       |
| MW-31   | 09/03/89 | 633.20       | 635.20    | 614.50    | 604.50    | NP                           | 0.00                          | 20.54                      | 18.54                    | 614.66                 | -0.17                            | 10.16                 | Yes  |                       |
| MW-31   | 11/29/89 | 633.20       | 635.20    | 614.50    | 604.50    | NP                           | 0.00                          | 21.26                      | 19.26                    | 613.94                 | -0.72                            | 9.44                  | No   |                       |
| MW-31   | 12/01/89 | 633.20       | 635.20    | 614.50    | 604.50    | NP                           | 0.00                          | 20.61                      | 18.61                    | 614.59                 | 0.65                             | 10.09                 | Yes  |                       |
| MW-31   | 06/19/90 | 633.20       | 635.20    | 614.50    | 604.50    | NP                           | 0.00                          | 20.46                      | 18.46                    | 614.74                 | 0.15                             | 10.24                 | Yes  |                       |
| MW-31   | 06/27/90 | 633.20       | 635.20    | 614.50    | 604.50    | NP                           | 0.00                          | 20.70                      | 18.70                    | 614.50                 | -0.24                            | 10.00                 | No   |                       |
| MW-31   | 07/05/90 | 633.20       | 635.20    | 614.50    | 604.50    | NP                           | 0.00                          | 20.88                      | 18.88                    | 614.32                 | -0.18                            | 9.82                  | No   |                       |
| MW-31   | 07/13/90 | 633.20       | 635.20    | 614.50    | 604.50    | NP                           | 0.00                          | 20.89                      | 18.89                    | 614.31                 | -0.01                            | 9.81                  | No   |                       |
| MW-31   | 07/17/90 | 633.20       | 635.20    | 614.50    | 604.50    | NP                           | 0.00                          | 20.73                      | 18.73                    | 614.47                 | 0.16                             | 9.97                  | No   |                       |
| MW-31   | 07/25/90 | 633.20       | 635.20    | 614.50    | 604.50    | NP                           | 0.00                          | 20.94                      | 18.94                    | 614.26                 | -0.21                            | 9.76                  | No   |                       |
| MW-31   | 08/09/90 | 633.20       | 635.20    | 614.50    | 604.50    | NP                           | 0.00                          | 20.96                      | 18.96                    | 614.24                 | -0.02                            | 9.74                  | No   |                       |
| MW-31   | 08/14/90 | 633.20       | 635.20    | 614.50    | 604.50    | NP                           | 0.00                          | 21.01                      | 19.01                    | 614.19                 | -0.05                            | 9.69                  | No   |                       |
| MW-31   | 08/27/90 | 633.20       | 635.20    | 614.50    | 604.50    | NP                           | 0.00                          | 20.67                      | 18.67                    | 614.53                 | 0.34                             | 10.03                 | Yes  |                       |
| MW-31   | 09/06/90 | 633.20       | 635.20    | 614.50    | 604.50    | NP                           | 0.00                          | 20.27                      | 18.27                    | 614.93                 | 0.40                             | 10.43                 | Yes  |                       |
| MW-31   | 01/04/91 | 633.20       | 635.20    | 614.50    | 604.50    | NP                           | 0.00                          | 20.19                      | 18.19                    | 615.01                 | 0.08                             | 10.51                 | Yes  |                       |
| MW-31   | 01/30/91 | 633.20       | 635.20    | 614.50    | 604.50    | NP                           | 0.00                          | 20.53                      | 18.53                    | 614.67                 | -0.34                            | 10.17                 | Yes  |                       |
| MW-31   | 04/24/91 | 633.20       | 635.20    | 614.50    | 604.50    | NP                           | 0.00                          | 20.32                      | 18.32                    | 614.88                 | 0.21                             | 10.38                 | Yes  |                       |
| MW-31   | 07/09/91 | 633.20       | 635.20    | 614.50    | 604.50    | NP                           | 0.00                          | 17.12                      | 15.12                    | 618.08                 | 3.20                             | 13.58                 | Yes  |                       |
| MW-31   | 10/08/91 | 633.20       | 635.20    | 614.50    | 604.50    | NP                           | 0.00                          | 16.38                      | 14.38                    | 618.82                 | 0.74                             | 14.32                 | Yes  |                       |
| MW-31   | 01/07/92 | 633.20       | 635.20    | 614.50    | 604.50    | NP                           | 0.00                          | 17.24                      | 15.24                    | 617.96                 | -0.86                            | 13.46                 | Yes  |                       |
| MW-31   | 10/14/92 | 633.20       | 635.20    | 614.50    | 604.50    | NP                           | 0.00                          | 17.60                      | 15.60                    | 617.60                 | -0.36                            | 13.10                 | Yes  |                       |
| MW-31   | 06/25/93 | 633.20       | 635.20    | 614.50    | 604.50    | NP                           | 0.00                          | 14.07                      | 12.07                    | 621.13                 | 3.53                             | 16.63                 | Yes  |                       |
| MW-31   | 10/28/93 | 633.20       | 635.20    | 614.50    | 604.50    | NP                           | 0.00                          | 17.95                      | 15.95                    | 617.25                 | -3.88                            | 12.75                 | Yes  |                       |
| MW-31   | 01/29/94 | 633.20       | 635.20    | 614.50    | 604.50    | NP                           | 0.00                          | 18.19                      | 16.19                    | 617.01                 | -0.24                            | 12.51                 | Yes  |                       |
| MW-31   | 04/27/94 | 633.20       | 635.20    | 614.50    | 604.50    | NP                           | 0.00                          | 17.95                      | 15.95                    | 617.25                 | 0.24                             | 12.75                 | Yes  |                       |
| MW-31   | 07/21/94 | 633.20       | 635.20    | 614.50    | 604.50    | NP                           | 0.00                          | 17.47                      | 15.47                    | 617.73                 | 0.48                             | 13.23                 | Yes  |                       |
| MW-31   | 10/25/94 | 633.20       | 635.20    | 614.50    | 604.50    | NP                           | 0.00                          | 17.98                      | 15.98                    | 617.22                 | -0.51                            | 12.72                 | Yes  |                       |
| MW-31   | 10/28/94 | 633.20       | 635.20    | 614.50    | 604.50    | NP                           | 0.00                          | 17.49                      | 15.49                    | 617.71                 | 0.49                             | 13.21                 | Yes  |                       |
| MW-31   | 02/01/95 | 633.20       | 635.20    | 614.50    | 604.50    | NP                           | 0.00                          | 20.39                      | 18.39                    | 614.81                 | -2.90                            | 10.31                 | Yes  |                       |
| MW-31   | 04/04/95 | 633.20       | 635.20    | 614.50    | 604.50    | NP                           | 0.00                          | 20.03                      | 18.03                    | 615.17                 | 0.36                             | 10.67                 | Yes  |                       |
| MW-31   | 07/12/95 | 633.20       | 635.20    | 614.50    | 604.50    | NP                           | 0.00                          | 18.77                      | 16.77                    | 616.43                 | 1.26                             | 11.93                 | Yes  |                       |
| MW-31   | 11/13/95 | 633.20       | 635.20    | 614.50    | 604.50    | NP                           | 0.00                          | 17.13                      | 15.13                    | 618.07                 | 1.64                             | 13.57                 | Yes  |                       |
| MW-31   | 03/13/96 | 633.20       | 635.20    | 614.50    | 604.50    | NP                           | 0.00                          | 19.81                      | 17.81                    | 615.39                 | -2.68                            | 10.89                 | Yes  |                       |
| MW-31   | 04/22/96 | 633.20       | 635.20    | 614.50    | 604.50    | NP                           | 0.00                          | 17.43                      | 15.43                    | 617.77                 | 2.38                             | 13.27                 | Yes  |                       |
| MW-31   | 10/08/96 | 633.20       | 635.20    | 614.50    | 604.50    | NP                           | 0.00                          | 16.56                      | 14.56                    | 618.64                 | 0.87                             | 14.14                 | Yes  |                       |
| MW-31   | 04/29/97 | 633.20       | 635.20    | 614.50    | 604.50    | NP                           | 0.00                          | 15.30                      | 13.30                    | 619.90                 | 1.26                             | 15.40                 | Yes  |                       |
| MW-31   | 11/03/98 | 633.20       | 635.20    | 614.50    | 604.50    | NP                           | 0.00                          | 19.93                      | 17.93                    | 615.27                 | -4.63                            | 10.77                 | Yes  |                       |
| MW-31   | 03/02/99 | 633.20       | 635.20    | 614.50    | 604.50    | NP                           | 0.00                          | 20.03                      | 18.03                    | 615.17                 | -0.10                            | 10.67                 | Yes  |                       |
| MW-31   | 04/26/00 | 633.20       | 635.20    | 614.50    | 604.50    | NP                           | 0.00                          | 18.63                      | 16.63                    | 616.57                 | 1.40                             | 12.07                 | Yes  |                       |
| MW-31   | 10/10/00 | 633.20       | 635.20    | 614.50    | 604.50    | NP                           | 0.00                          | 19.83                      | 17.83                    | 615.37                 | -1.20                            | 10.87                 | Yes  |                       |

**Table 4**  
**Groundwater and LNAPL Gauging Data - Barge Dock**  
Former Amoco Terminal  
Superior, Wisconsin

| Well ID | Date     | Ground Elev. | TOC Elev. | TOS Elev. | BOS Elev. | Depth to Product (feet BTOC) | Free Product Thickness (feet) | Depth to Water (feet BTOC) | Corrected DTW (feet bgs) | Corrected GW Elevation | Change in Corrected GW Elevation | Liquid in Well (feet) | Screen Submerged Below Water Table? (YES/NO) | Comments/Observations |
|---------|----------|--------------|-----------|-----------|-----------|------------------------------|-------------------------------|----------------------------|--------------------------|------------------------|----------------------------------|-----------------------|--|-----------------------|
| MW-31   | 04/24/01 | 633.20       | 635.20    | 614.50    | 604.50    | NP                           | 0.00                          | 18.94                      | 16.94                    | 616.26                 | 0.89                             | 11.76                 | Yes  |                       |
| MW-31   | 10/23/01 | 633.20       | 635.20    | 614.50    | 604.50    | NP                           | 0.00                          | 19.67                      | 17.67                    | 615.53                 | -0.73                            | 11.03                 | Yes  |                       |
| MW-31   | 04/23/02 | 633.20       | 635.20    | 614.50    | 604.50    | NP                           | 0.00                          | 19.80                      | 17.80                    | 615.40                 | -0.13                            | 10.90                 | Yes  |                       |
| MW-31   | 11/05/02 | 633.20       | 635.20    | 614.50    | 604.50    | NP                           | 0.00                          | 19.64                      | 17.64                    | 615.56                 | 0.16                             | 11.06                 | Yes  |                       |
| MW-31   | 04/17/03 | 633.20       | 635.20    | 614.50    | 604.50    | NP                           | 0.00                          | 20.90                      | 18.90                    | 614.30                 | -1.26                            | 9.80                  | No   |                       |
| MW-31   | 10/20/03 | 633.20       | 635.20    | 614.50    | 604.50    | NP                           | 0.00                          | 20.59                      | 18.59                    | 614.61                 | 0.31                             | 10.11                 | Yes  |                       |
| MW-31   | 04/19/04 | 633.17       | 635.11    | 614.50    | 604.50    | NP                           | 0.00                          | 21.15                      | 19.21                    | 613.96                 | -0.65                            | 9.46                  | No   |                       |
| MW-31   | 11/16/04 | 633.17       | 635.11    | 614.50    | 604.50    | NP                           | 0.00                          | 18.51                      | 16.57                    | 616.60                 | 2.64                             | 12.10                 | Yes  |                       |
| MW-31   | 04/18/05 | 633.17       | 635.11    | 614.50    | 604.50    | NP                           | 0.00                          | 18.79                      | 16.85                    | 616.32                 | -0.28                            | 11.82                 | Yes  |                       |
| MW-31   | 10/11/05 | 633.17       | 635.11    | 614.50    | 604.50    | NP                           | 0.00                          | 18.18                      | 16.24                    | 616.93                 | 0.61                             | 12.43                 | Yes  |                       |
| MW-31   | 05/23/06 | 633.17       | 635.11    | 614.50    | 604.50    | NP                           | 0.00                          | 17.40                      | 15.46                    | 617.71                 | 0.78                             | 13.21                 | Yes  |                       |
| MW-31   | 10/16/06 | 633.17       | 635.11    | 614.50    | 604.50    | NP                           | 0.00                          | 19.59                      | 17.65                    | 615.52                 | -2.19                            | 11.02                 | Yes  |                       |
| MW-31   | 04/23/07 | 633.17       | 635.11    | 614.50    | 604.50    | NP                           | 0.00                          | 20.33                      | 18.39                    | 614.78                 | -0.74                            | 10.28                 | Yes  |                       |
| MW-31   | 09/25/07 | 633.17       | 634.94    | 614.50    | 604.50    | NP                           | 0.00                          | 19.95                      | 18.18                    | 614.99                 | 0.21                             | 10.49                 | Yes  |                       |
| MW-31   | 05/01/08 | 633.17       | 634.94    | 614.50    | 604.50    | NP                           | 0.00                          | 18.17                      | 16.40                    | 616.77                 | 1.78                             | 12.27                 | Yes  |                       |
| MW-31   | 10/20/08 | 633.17       | 634.94    | 614.50    | 604.50    | NP                           | 0.00                          | 16.24                      | 14.47                    | 618.70                 | 1.93                             | 14.20                 | Yes  |                       |
| MW-31   | 04/18/09 | 633.17       | 634.94    | 614.50    | 604.50    | NP                           | 0.00                          | 17.57                      | 15.80                    | 617.37                 | -1.33                            | 12.87                 | Yes  |                       |
| MW-31   | 10/11/09 | 633.17       | 634.94    | 614.50    | 604.50    | NP                           | 0.00                          | 18.86                      | 17.09                    | 616.08                 | -1.29                            | 11.58                 | Yes  |                       |
| MW-31   | 04/28/10 | 633.17       | 634.94    | 614.50    | 604.50    | NP                           | 0.00                          | 18.79                      | 17.02                    | 616.15                 | 0.07                             | 11.65                 | Yes  |                       |
| MW-31   | 10/25/10 | 633.17       | 634.94    | 614.50    | 604.50    | NP                           | 0.00                          | 16.76                      | 14.99                    | 618.18                 | 2.03                             | 13.68                 | Yes  |                       |
| MW-31   | 04/25/11 | 633.17       | 634.94    | 614.50    | 604.50    | NP                           | 0.00                          | 17.49                      | 15.72                    | 617.45                 | -0.73                            | 12.95                 | Yes  |                       |
| MW-31   | 10/10/11 | 633.17       | 634.94    | 614.50    | 604.50    | NP                           | 0.00                          | 17.78                      | 16.01                    | 617.16                 | -0.29                            | 12.66                 | Yes  |                       |
| MW-31   | 01/04/12 | 633.17       | 634.94    | 614.50    | 604.50    | NP                           | 0.00                          | 19.42                      | 17.65                    | 615.52                 | -1.64                            | 11.02                 | Yes  |                       |
| MW-31   | 04/16/12 | 633.17       | 634.94    | 614.50    | 604.50    | NP                           | 0.00                          | 19.98                      | 18.21                    | 614.96                 | -0.56                            | 10.46                 | Yes  |                       |
| MW-31   | 06/26/12 | 633.17       | 634.94    | 614.50    | 604.50    | NP                           | 0.00                          | 15.69                      | 13.92                    | 619.25                 | 4.29                             | 14.75                 | Yes  |                       |
| MW-31   | 09/30/12 | 633.17       | 634.94    | 614.50    | 604.50    | NP                           | 0.00                          | 19.09                      | 17.32                    | 615.85                 | -3.40                            | 11.35                 | Yes  |                       |
| MW-31   | 12/17/12 | 633.17       | 634.94    | 614.50    | 604.50    | NP                           | 0.00                          | 19.89                      | 18.12                    | 615.05                 | -0.80                            | 10.55                 | Yes  |                       |
| MW-31   | 03/25/13 | 633.17       | 634.94    | 614.50    | 604.50    | NP                           | 0.00                          | 20.84                      | 19.07                    | 614.10                 | -0.95                            | 9.60                  | No   |                       |
| MW-31   | 05/05/13 | 633.17       | 634.94    | 614.50    | 604.50    | NP                           | 0.00                          | 19.83                      | 18.06                    | 615.11                 | 1.01                             | 10.61                 | Yes  |                       |
| MW-31   | 10/03/13 | 633.17       | 634.94    | 614.50    | 604.50    | NP                           | 0.00                          | 19.47                      | 17.70                    | 615.47                 | 0.36                             | 10.97                 | Yes  |                       |
| MW-31   | 05/20/14 | 633.17       | 634.94    | 614.50    | 604.50    | NP                           | 0.00                          | 16.60                      | 14.83                    | 618.34                 | 2.87                             | 13.84                 | Yes  |                       |
| MW-31   | 10/31/14 | 633.17       | 634.94    | 614.50    | 604.50    | NP                           | 0.00                          | 17.47                      | 15.70                    | 617.47                 | -0.87                            | 12.97                 | Yes  |                       |
| MW-31   | 05/04/15 | 633.17       | 634.94    | 614.50    | 604.50    | NP                           | 0.00                          | 19.26                      | 17.49                    | 615.68                 | -1.79                            | 11.18                 | Yes  |                       |
| MW-31   | 10/05/15 | 633.17       | 634.94    | 614.50    | 604.50    | NP                           | 0.00                          | 16.93                      | 15.16                    | 618.01                 | 2.33                             | 13.51                 | Yes  |                       |
| MW-31   | 05/23/16 | 633.17       | 634.94    | 614.50    | 604.50    | NP                           | 0.00                          | 14.91                      | 13.14                    | 620.03                 | 2.02                             | 15.53                 | Yes  |                       |
| MW-31   | 10/03/16 | 633.17       | 634.94    | 614.50    | 604.50    | NP                           | 0.00                          | 16.54                      | 14.77                    | 618.40                 | -1.63                            | 13.90                 | Yes  |                       |
| MW-31   | 06/29/17 | 633.17       | 634.94    | 614.50    | 604.50    | NP                           | 0.00                          | 15.90                      | 14.13                    | 619.04                 | 0.64                             | 14.54                 | Yes  |                       |
| MW-31   | 05/26/20 | 633.17       | 634.94    | 614.50    | 604.50    | NP                           | 0.00                          | 15.14                      | 13.37                    | 619.80                 | 0.76                             | 15.30                 | Yes  |                       |
| MW-31   | 05/24/21 | 633.17       | 634.94    | 614.50    | 604.50    | NP                           | 0.00                          | 16.73                      | 14.96                    | 618.21                 | -1.59                            | 13.71                 | Yes  |                       |
| MW-32   | 08/06/91 | 631.30       | 634.08    | 617.18    | 607.18    | 15.43                        | 0.55                          | 15.98                      | 12.77                    | 618.10                 | NA                               | 11.47                 | Yes  |                       |
| MW-32   | 09/04/91 | 631.30       | 634.08    | 617.18    | 607.18    | 15.91                        | 0.25                          | 16.16                      | 13.19                    | 617.92                 | -0.18                            | 10.99                 | Yes  |                       |
| MW-32   | 10/08/91 | 631.30       | 634.08    | 617.18    | 607.18    | 15.26                        | 0.22                          | 15.48                      | 12.53                    | 618.60                 | 0.68                             | 11.64                 | Yes  |                       |
| MW-32   | 11/08/91 | 631.30       | 634.08    | 617.18    | 607.18    | 15.92                        | 0.17                          | 16.09                      | 13.18                    | 617.99                 | -0.61                            | 10.98                 | Yes  |                       |
| MW-32   | 12/03/91 | 631.30       | 634.08    | 617.18    | 607.18    | 13.97                        | 0.05                          | 14.02                      | 11.20                    | 620.06                 | 2.07                             | 12.93                 | Yes  |                       |

**Table 4**  
**Groundwater and LNAPL Gauging Data - Barge Dock**  
**Former Amoco Terminal**  
**Superior, Wisconsin**

| Well ID | Date     | Ground Elev. | TOC Elev. | TOS Elev. | BOS Elev. | Depth to Product (feet BTOC) | Free Product Thickness (feet) | Depth to Water (feet BTOC) | Corrected DTW (feet bgs) | Corrected GW Elevation | Change in Corrected GW Elevation | Liquid in Well (feet) | Screen Submerged Below Water Table? (YES/NO) | Comments/Observations |
|---------|----------|--------------|-----------|-----------|-----------|------------------------------|-------------------------------|----------------------------|--------------------------|------------------------|----------------------------------|-----------------------|--|-----------------------|
| MW-32   | 01/07/92 | 631.30       | 634.08    | 617.18    | 607.18    | 16.06                        | 0.28                          | 16.34                      | 13.34                    | 617.74                 | -2.32                            | 10.84                 | Yes  |                       |
| MW-32   | 02/04/92 | 631.30       | 634.08    | 617.18    | 607.18    | 16.95                        | 0.65                          | 17.60                      | 14.32                    | 616.48                 | -1.26                            | 9.95                  | No   |                       |
| MW-32   | 03/03/92 | 631.30       | 634.08    | 617.18    | 607.18    | 17.40                        | 0.92                          | 18.32                      | 14.83                    | 615.76                 | -0.72                            | 9.50                  | No   |                       |
| MW-32   | 09/24/92 | 631.30       | 634.08    | 617.18    | 607.18    | 15.10                        | 0.70                          | 15.80                      | 12.48                    | 618.28                 | 2.52                             | 11.80                 | Yes  |                       |
| MW-32   | 10/14/92 | 631.30       | 634.08    | 617.18    | 607.18    | 16.56                        | 0.06                          | 16.62                      | 13.79                    | 617.46                 | -0.82                            | 10.34                 | Yes  |                       |
| MW-32   | 06/25/93 | 631.30       | 634.08    | 617.18    | 607.18    | 12.24                        | 0.00                          | 12.24                      | 9.46                     | 621.84                 | 4.38                             | 14.66                 | Yes  |                       |
| MW-32   | 10/28/93 | 631.30       | 634.08    | 617.18    | 607.18    | 17.15                        | 0.66                          | 17.81                      | 14.52                    | 616.27                 | -5.57                            | 9.75                  | No   |                       |
| MW-32   | 01/29/94 | 631.30       | 634.08    | 617.18    | 607.18    | 17.66                        | 1.44                          | 19.10                      | 15.21                    | 614.98                 | -1.29                            | 9.24                  | No   |                       |
| MW-32   | 04/27/94 | 631.30       | 634.08    | 617.18    | 607.18    | 16.73                        | 0.00                          | 16.73                      | 13.95                    | 617.35                 | 2.37                             | 10.17                 | Yes  |                       |
| MW-32   | 07/21/94 | 631.30       | 634.08    | 617.18    | 607.18    | 15.92                        | 1.83                          | 17.75                      | 13.55                    | 616.33                 | -1.02                            | 10.98                 | No   |                       |
| MW-32   | 10/25/94 | 631.30       | 634.08    | 617.18    | 607.18    | 16.61                        | 1.12                          | 17.73                      | 14.08                    | 616.35                 | 0.02                             | 10.29                 | No   |                       |
| MW-32   | 02/01/95 | 631.30       | 634.08    | 617.18    | 607.18    | 17.82                        | 2.61                          | 20.43                      | 15.63                    | 613.65                 | -2.70                            | 9.08                  | No   |                       |
| MW-32   | 04/04/95 | 631.30       | 634.08    | 617.18    | 607.18    | 18.31                        | 1.74                          | 20.05                      | 15.92                    | 614.03                 | 0.38                             | 8.59                  | No   |                       |
| MW-32   | 07/12/95 | 631.30       | 634.08    | 617.18    | 607.18    | 17.38                        | 1.60                          | 18.98                      | 14.96                    | 615.10                 | 1.07                             | 9.52                  | No   |                       |
| MW-32   | 11/13/95 | 631.30       | 634.08    | 617.18    | 607.18    | 15.58                        | 1.72                          | 17.30                      | 13.19                    | 616.78                 | 1.68                             | 11.32                 | No   |                       |
| MW-32   | 03/13/96 | 631.30       | 634.08    | 617.18    | 607.18    | 18.00                        | 2.59                          | 20.59                      | 15.80                    | 613.49                 | -3.29                            | 8.90                  | No   |                       |
| MW-32   | 10/08/96 | 631.30       | 634.08    | 617.18    | 607.18    | 14.47                        | 3.21                          | 17.68                      | 12.42                    | 616.40                 | 2.91                             | 12.43                 | No   |                       |
| MW-32   | 04/29/97 | 631.30       | 634.08    | 617.18    | 607.18    | 12.91                        | 4.44                          | 17.35                      | 11.13                    | 616.73                 | 0.33                             | 13.99                 | No   |                       |
| MW-32   | 06/10/97 | 631.30       | 634.08    | 617.18    | 607.18    | 15.14                        | 2.25                          | 17.39                      | 12.87                    | 616.69                 | -0.04                            | 11.76                 | No   |                       |
| MW-32   | 11/03/98 | 631.30       | 634.08    | 617.18    | 607.18    | 18.24                        | 2.96                          | 21.20                      | 16.13                    | 612.88                 | -3.81                            | 8.66                  | No   |                       |
| MW-32   | 03/02/99 | 631.30       | 634.08    | 617.18    | 607.18    | 18.44                        | 2.81                          | 21.25                      | 16.29                    | 612.83                 | -0.05                            | 8.46                  | No   |                       |
| MW-32   | 10/07/99 | 631.30       | 634.08    | 617.18    | 607.18    | 14.22                        | 3.34                          | 17.56                      | 12.19                    | 616.52                 | 3.69                             | 12.68                 | No   |                       |
| MW-32   | 11/09/99 | 631.30       | 634.08    | 617.18    | 607.18    | 13.85                        | 3.81                          | 17.66                      | 11.93                    | 616.42                 | -0.10                            | 13.05                 | No   |                       |
| MW-32   | 12/21/99 | 631.30       | 634.08    | 617.18    | 607.18    | 16.52                        | 1.23                          | 17.75                      | 14.02                    | 616.33                 | -0.09                            | 10.38                 | No   |                       |
| MW-32   | 01/27/00 | 631.30       | 634.08    | 617.18    | 607.18    | 17.22                        | 2.78                          | 20.00                      | 15.07                    | 614.08                 | -2.25                            | 9.68                  | No   |                       |
| MW-32   | 02/24/00 | 631.30       | 634.08    | 617.18    | 607.18    | 17.70                        | 3.05                          | 20.75                      | 15.61                    | 613.33                 | -0.75                            | 9.20                  | No   |                       |
| MW-32   | 03/31/00 | 631.30       | 634.08    | 617.18    | 607.18    | 17.44                        | 2.24                          | 19.68                      | 15.17                    | 614.40                 | 1.07                             | 9.46                  | No   |                       |
| MW-32   | 04/26/00 | 631.30       | 634.08    | 617.18    | 607.18    | 17.27                        | 0.90                          | 18.17                      | 14.69                    | 615.91                 | 1.51                             | 9.63                  | No   |                       |
| MW-32   | 05/31/00 | 631.30       | 634.08    | 617.18    | 607.18    | 17.28                        | 0.98                          | 18.26                      | 14.72                    | 615.82                 | -0.09                            | 9.62                  | No   |                       |
| MW-32   | 06/29/00 | 631.30       | 634.08    | 617.18    | 607.18    | 17.10                        | 0.65                          | 17.75                      | 14.47                    | 616.33                 | 0.51                             | 9.80                  | No   |                       |
| MW-32   | 07/26/00 | 631.30       | 634.08    | 617.18    | 607.18    | 17.39                        | 1.82                          | 19.21                      | 15.02                    | 614.87                 | -1.46                            | 9.51                  | No   |                       |
| MW-32   | 08/18/00 | 631.30       | 634.08    | 617.18    | 607.18    | 17.58                        | 1.76                          | 19.34                      | 15.20                    | 614.74                 | -0.13                            | 9.32                  | No   |                       |
| MW-32   | 09/27/00 | 631.30       | 634.08    | 617.18    | 607.18    | 17.90                        | 3.02                          | 20.92                      | 15.80                    | 613.16                 | -1.58                            | 9.00                  | No   |                       |
| MW-32   | 10/11/00 | 631.30       | 634.08    | 617.18    | 607.18    | 17.00                        | 4.25                          | 21.25                      | 15.18                    | 612.83                 | -0.33                            | 9.90                  | No   |                       |
| MW-32   | 12/12/00 | 631.30       | 634.08    | 617.18    | 607.18    | 17.89                        | 2.13                          | 20.02                      | 15.59                    | 614.06                 | 1.23                             | 9.01                  | No   |                       |
| MW-32   | 01/18/01 | 631.30       | 634.08    | 617.18    | 607.18    | 18.47                        | 2.14                          | 20.61                      | 16.17                    | 613.47                 | -0.59                            | 8.43                  | No   |                       |
| MW-32   | 04/24/01 | 631.30       | 634.08    | 617.18    | 607.18    | 17.66                        | 2.33                          | 19.99                      | 15.41                    | 614.09                 | 0.62                             | 9.24                  | No   |                       |
| MW-32   | 05/23/01 | 631.30       | 634.08    | 617.18    | 607.18    | 16.38                        | 0.60                          | 16.98                      | 13.74                    | 617.10                 | 3.01                             | 10.52                 | No   |                       |
| MW-32   | 06/19/01 | 631.30       | 634.08    | 617.18    | 607.18    | 16.41                        | 1.11                          | 17.52                      | 13.88                    | 616.56                 | -0.54                            | 10.49                 | No   |                       |
| MW-32   | 07/26/01 | 631.30       | 634.08    | 617.18    | 607.18    | 17.32                        | 2.56                          | 19.88                      | 15.12                    | 614.20                 | -2.36                            | 9.58                  | No   |                       |
| MW-32   | 08/31/01 | 631.30       | 634.08    | 617.18    | 607.18    | 17.64                        | 2.84                          | 20.48                      | 15.50                    | 613.60                 | -0.60                            | 9.26                  | No   |                       |
| MW-32   | 09/26/01 | 631.30       | 634.08    | 617.18    | 607.18    | 17.88                        | 2.98                          | 20.86                      | 15.77                    | 613.22                 | -0.38                            | 9.02                  | No   |                       |
| MW-32   | 10/24/01 | 631.30       | 634.08    | 617.18    | 607.18    | 18.00                        | 3.11                          | 21.11                      | 15.92                    | 612.97                 | -0.25                            | 8.90                  | No   |                       |
| MW-32   | 12/20/01 | 631.30       | 634.08    | 617.18    | 607.18    | 18.22                        | 3.15                          | 21.37                      | 16.15                    | 612.71                 | -0.26                            | 8.68                  | No   |                       |
| MW-32   | 01/22/02 | 631.30       | 634.08    | 617.18    | 607.18    | 17.45                        | 4.08                          | 21.53                      | 15.59                    | 612.55                 | -0.16                            | 9.45                  | No   |                       |

**Table 4**  
**Groundwater and LNAPL Gauging Data - Barge Dock**  
Former Amoco Terminal  
Superior, Wisconsin

| Well ID | Date     | Ground Elev. | TOC Elev. | TOS Elev. | BOS Elev. | Depth to Product (feet BTOC) | Free Product Thickness (feet) | Depth to Water (feet BTOC) | Corrected DTW (feet bgs) | Corrected GW Elevation | Change in Corrected GW Elevation | Liquid in Well (feet) | Screen Submerged Below Water Table? (YES/NO) | Comments/Observations |
|---------|----------|--------------|-----------|-----------|-----------|------------------------------|-------------------------------|----------------------------|--------------------------|------------------------|----------------------------------|-----------------------|--|-----------------------|
| MW-32   | 02/26/02 | 631.30       | 634.08    | 617.18    | 607.18    | 19.91                        | 1.77                          | 21.68                      | 17.53                    | 612.40                 | -0.15                            | 6.99                  | No   |                       |
| MW-32   | 03/20/02 | 631.30       | 634.08    | 617.18    | 607.18    | 19.09                        | 2.86                          | 21.95                      | 16.96                    | 612.13                 | -0.42                            | 7.81                  | No   |                       |
| MW-32   | 04/24/02 | 631.30       | 634.08    | 617.18    | 607.18    | 18.42                        | 2.63                          | 21.05                      | 16.23                    | 613.03                 | 0.90                             | 8.48                  | No   |                       |
| MW-32   | 05/15/02 | 631.30       | 634.08    | 617.18    | 607.18    | 17.75                        | 2.13                          | 19.88                      | 15.45                    | 614.20                 | 1.17                             | 9.15                  | No   |                       |
| MW-32   | 06/27/02 | 631.30       | 634.08    | 617.18    | 607.18    | 17.63                        | 2.00                          | 19.63                      | 15.30                    | 614.45                 | 0.25                             | 9.27                  | No   |                       |
| MW-32   | 07/25/02 | 631.30       | 634.08    | 617.18    | 607.18    | 17.68                        | 1.64                          | 19.32                      | 15.27                    | 614.76                 | 0.31                             | 9.22                  | No   |                       |
| MW-32   | 08/20/02 | 631.30       | 634.08    | 617.18    | 607.18    | 17.52                        | 1.39                          | 18.91                      | 15.05                    | 615.17                 | 0.41                             | 9.38                  | No   |                       |
| MW-32   | 09/30/02 | 631.30       | 634.08    | 617.18    | 607.18    | 17.28                        | 0.46                          | 17.74                      | 14.60                    | 616.34                 | 1.17                             | 9.62                  | No   |                       |
| MW-32   | 11/05/02 | 631.30       | 634.08    | 617.18    | 607.18    | 16.75                        | 0.80                          | 17.55                      | 14.15                    | 616.53                 | 0.19                             | 10.15                 | No   |                       |
| MW-32   | 12/23/02 | 631.30       | 634.08    | 617.18    | 607.18    | 17.75                        | 2.97                          | 20.72                      | 15.64                    | 613.36                 | -3.17                            | 9.15                  | No   |                       |
| MW-32   | 01/28/03 | 631.30       | 634.08    | 617.18    | 607.18    | 18.37                        | 3.11                          | 21.48                      | 16.29                    | 612.60                 | -0.76                            | 8.53                  | No   |                       |
| MW-32   | 02/19/03 | 631.30       | 634.08    | 617.18    | 607.18    | 18.63                        | 3.13                          | 21.76                      | 16.56                    | 612.32                 | -0.28                            | 8.27                  | No   |                       |
| MW-32   | 04/17/03 | 631.30       | 634.08    | 617.18    | 607.18    | 19.22                        | 3.06                          | 22.28                      | 17.13                    | 611.80                 | -0.52                            | 7.68                  | No   |                       |
| MW-32   | 05/15/03 | 631.30       | 634.08    | 617.18    | 607.18    | 19.11                        | 3.04                          | 22.15                      | 17.02                    | 611.93                 | 0.13                             | 7.79                  | No   |                       |
| MW-32   | 06/10/03 | 631.30       | 634.08    | 617.18    | 607.18    | 18.68                        | 2.44                          | 21.12                      | 16.45                    | 612.96                 | 1.03                             | 8.22                  | No   |                       |
| MW-32   | 10/23/03 | 631.30       | 634.08    | 617.18    | 607.18    | 19.15                        | 2.95                          | 22.10                      | 17.04                    | 611.98                 | -0.98                            | 7.75                  | No   |                       |
| MW-32   | 12/03/03 | 631.30       | 634.08    | 617.18    | 607.18    | 19.28                        | 3.13                          | 22.41                      | 17.21                    | 611.67                 | -0.31                            | 7.62                  | No   |                       |
| MW-32   | 04/19/04 | 631.31       | 634.31    | 617.18    | 607.18    | 19.73                        | 2.97                          | 22.70                      | 17.40                    | 611.61                 | -0.06                            | 7.40                  | No   |                       |
| MW-32   | 07/28/04 | 631.31       | 634.31    | 617.18    | 607.18    | 18.48                        | 2.12                          | 20.60                      | 15.96                    | 613.71                 | 2.10                             | 8.65                  | No   |                       |
| MW-32   | 11/15/04 | 631.31       | 634.31    | 617.18    | 607.18    | 17.17                        | 0.41                          | 17.58                      | 14.26                    | 616.73                 | 3.02                             | 9.96                  | No   |                       |
| MW-32   | 04/18/05 | 631.31       | 634.31    | 617.18    | 607.18    | 17.88                        | 1.20                          | 19.08                      | 15.15                    | 615.23                 | -1.50                            | 9.25                  | No   |                       |
| MW-32   | 09/09/05 | 631.31       | 634.31    | 617.18    | 607.18    | 20.37                        | 1.70                          | 22.07                      | 17.75                    | 612.24                 | -2.99                            | 6.76                  | No   |                       |
| MW-32   | 10/11/05 | 631.31       | 634.31    | 617.18    | 607.18    | 17.51                        | 1.07                          | 18.58                      | 14.75                    | 615.73                 | 3.49                             | 9.62                  | No   |                       |
| MW-32   | 05/23/06 | 631.31       | 634.31    | 617.18    | 607.18    | 16.47                        | 0.64                          | 17.11                      | 13.61                    | 617.20                 | 1.47                             | 10.66                 | Yes  |                       |
| MW-32   | 10/16/06 | 631.31       | 634.31    | 617.18    | 607.18    | 18.36                        | 2.75                          | 21.11                      | 15.98                    | 613.20                 | -4.00                            | 8.77                  | No   |                       |
| MW-32   | 04/23/07 | 631.31       | 634.31    | 617.18    | 607.18    | 19.25                        | 2.78                          | 22.03                      | 16.88                    | 612.28                 | -0.92                            | 7.88                  | No   |                       |
| MW-32   | 09/25/07 | 631.31       | 634.14    | 617.18    | 607.18    | 19.22                        | 2.98                          | 22.20                      | 17.06                    | 611.94                 | -0.34                            | 7.74                  | No   |                       |
| MW-32   | 05/01/08 | 631.31       | 634.14    | 617.18    | 607.18    | NP                           | 0.00                          | 17.39                      | 14.56                    | 616.75                 | 4.81                             | 9.57                  | No   |                       |
| MW-32   | 10/20/08 | 631.31       | 634.14    | 617.18    | 607.18    | 15.92                        | 1.40                          | 17.32                      | 13.41                    | 616.82                 | 0.07                             | 11.04                 | No   |                       |
| MW-32   | 04/18/09 | 631.31       | 634.14    | 617.18    | 607.18    | NP                           | 0.00                          | 17.35                      | 14.52                    | 616.79                 | -0.03                            | 9.61                  | No   |                       |
| MW-32   | 08/31/11 | 631.31       | 634.14    | 617.18    | 607.18    | 15.63                        | 1.79                          | 17.42                      | 13.20                    | 616.72                 | -0.07                            | 11.33                 | No   |                       |
| MW-32   | 10/10/11 | 631.31       | 634.14    | 617.18    | 607.18    | 17.22                        | 0.81                          | 18.03                      | 14.57                    | 616.11                 | -0.61                            | 9.74                  | No   |                       |
| MW-32   | 01/04/12 | 631.31       | 634.14    | 617.18    | 607.18    | 18.26                        | 2.94                          | 21.20                      | 16.09                    | 612.94                 | -3.17                            | 8.70                  | No   |                       |
| MW-32   | 04/05/12 | 631.31       | 634.14    | 617.18    | 607.18    | 19.08                        | 2.97                          | 22.05                      | 16.92                    | 612.09                 | -0.85                            | 7.88                  | No   |                       |
| MW-32   | 04/05/12 | 631.31       | 634.14    | 617.18    | 607.18    | 19.47                        | 1.13                          | 20.60                      | 16.90                    | 613.54                 | 1.45                             | 7.49                  | No   |                       |
| MW-32   | 04/16/12 | 631.31       | 634.14    | 617.18    | 607.18    | 19.08                        | 2.95                          | 22.03                      | 16.92                    | 612.11                 | -1.43                            | 7.88                  | No   |                       |
| MW-32   | 06/26/12 | 631.31       | 634.14    | 617.18    | 607.18    | 14.99                        | 2.23                          | 17.22                      | 12.66                    | 616.92                 | 4.81                             | 11.97                 | No   |                       |
| MW-32   | 09/28/12 | 631.31       | 634.14    | 617.18    | 607.18    | 18.15                        | 2.24                          | 20.39                      | 15.83                    | 613.75                 | -3.17                            | 8.81                  | No   |                       |
| MW-32   | 09/28/12 | 631.31       | 634.14    | 617.18    | 607.18    | 18.45                        | 0.79                          | 19.24                      | 15.80                    | 614.90                 | 1.15                             | 8.51                  | No   |                       |
| MW-32   | 09/30/12 | 631.31       | 634.14    | 617.18    | 607.18    | 18.11                        | 2.23                          | 20.34                      | 15.78                    | 613.80                 | -1.10                            | 8.85                  | No   |                       |
| MW-32   | 11/21/12 | 631.31       | 634.14    | 617.18    | 607.18    | 18.57                        | 2.83                          | 21.40                      | 16.38                    | 612.74                 | -1.06                            | 8.39                  | No   |                       |
| MW-32   | 12/17/12 | 631.31       | 634.14    | 617.18    | 607.18    | 18.78                        | 2.95                          | 21.73                      | 16.62                    | 612.41                 | -0.33                            | 8.18                  | No   |                       |
| MW-32   | 03/25/13 | 631.31       | 634.14    | 617.18    | 607.18    | 19.52                        | 3.42                          | 22.94                      | 17.46                    | 611.20                 | -1.21                            | 7.44                  | No   |                       |
| MW-32   | 05/05/13 | 631.31       | 634.14    | 617.18    | 607.18    | 19.32                        | 2.75                          | 22.07                      | 17.11                    | 612.07                 | 0.87                             | 7.64                  | No   |                       |
| MW-32   | 10/03/13 | 631.31       | 634.14    | 617.18    | 607.18    | 18.75                        | 2.28                          | 21.03                      | 16.43                    | 613.11                 | 1.04                             | 8.21                  | No   |                       |

**Table 4**  
**Groundwater and LNAPL Gauging Data - Barge Dock**  
**Former Amoco Terminal**  
**Superior, Wisconsin**

| Well ID | Date       | Ground Elev. | TOC Elev. | TOS Elev. | BOS Elev. | Depth to Product (feet BTOC) | Free Product Thickness (feet) | Depth to Water (feet BTOC) | Corrected DTW (feet bgs) | Corrected GW Elevation | Change in Corrected GW Elevation | Liquid in Well (feet) | Screen Submerged Below Water Table? (YES/NO) | Comments/Observations           |
|---------|------------|--------------|-----------|-----------|-----------|------------------------------|-------------------------------|----------------------------|--------------------------|------------------------|----------------------------------|-----------------------|--|---------------------------------|
| MW-32   | 05/22/14   | 631.31       | 634.14    | 617.18    | 607.18    | 16.34                        | 0.85                          | 17.19                      | 13.70                    | 616.95                 | 3.84                             | 10.62                 | No   |                                 |
| MW-32   | 06/18/14   | 631.31       | 634.14    | 617.18    | 607.18    | 15.61                        | 1.96                          | 17.57                      | 13.22                    | 616.57                 | -0.38                            | 11.35                 | No   |                                 |
| MW-32   | 10/31/14   | 631.31       | 634.14    | 617.18    | 607.18    | 17.00                        | 0.25                          | 17.25                      | 14.23                    | 616.89                 | 0.32                             | 9.96                  | No   |                                 |
| MW-32   | 05/06/15   | 631.31       | 634.14    | 617.18    | 607.18    | 18.32                        | 2.44                          | 20.76                      | 16.04                    | 613.38                 | -3.51                            | 8.64                  | No   |                                 |
| MW-32   | 09/10/15   | 631.31       | 634.14    | 617.18    | 607.18    | 17.73                        | 1.07                          | 18.80                      | 15.14                    | 615.34                 | 1.96                             | 9.23                  | No   |                                 |
| MW-32   | 09/14/15   | 631.31       | 634.14    | 617.18    | 607.18    | 17.66                        | 0.65                          | 18.31                      | 14.98                    | 615.83                 | 0.49                             | 9.30                  | No   |                                 |
| MW-32   | 10/01/15   | 631.31       | 634.14    | 617.18    | 607.18    | 16.92                        | 0.21                          | 17.13                      | 14.14                    | 617.01                 | 1.18                             | 10.04                 | No   |                                 |
| MW-32   | 10/05/15   | 631.31       | 634.14    | 617.18    | 607.18    | 16.73                        | 0.40                          | 17.13                      | 13.99                    | 617.01                 | 0.00                             | 10.23                 | No   |                                 |
| MW-32   | 10/29/15   | 631.31       | 634.14    | 617.18    | 607.18    | 17.17                        | 0.37                          | 17.54                      | 14.42                    | 616.60                 | -0.41                            | 9.79                  | No   |                                 |
| MW-32   | 04/11/16   | 631.31       | 634.14    | 617.18    | 607.18    | 13.86                        | 3.71                          | 17.57                      | 11.87                    | 616.57                 | -0.03                            | 13.10                 | No   |                                 |
| MW-32   | 05/23/16   |              |           |           |           |                              |                               | pump obstruction           |                          |                        |                                  |                       |  |                                 |
| MW-32   | 07/15/16   | 631.31       | 634.14    | 617.18    | 607.18    | 14.11                        | 3.24                          | 17.35                      | 12.01                    | 616.79                 | 0.22                             | 12.85                 | No   |                                 |
| MW-32   | 07/21/16   | 631.31       | 634.14    | 617.18    | 607.18    | 13.61                        | 3.71                          | 17.32                      | 11.62                    | 616.82                 | 0.03                             | 13.35                 | No   |                                 |
| MW-32   | 07/25/16   | 631.31       | 634.14    | 617.18    | 607.18    | 14.56                        | 1.69                          | 16.25                      | 12.11                    | 617.89                 | 1.07                             | 12.40                 | Yes  |                                 |
| MW-32   | 08/01/16   | 631.31       | 634.14    | 617.18    | 607.18    | 15.02                        | 2.12                          | 17.14                      | 12.67                    | 617.00                 | -0.89                            | 11.94                 | No   |                                 |
| MW-32   | 8/9/2016   | 631.31       | 634.14    | 617.18    | 607.18    | 15.22                        | 1.98                          | 17.20                      | 12.84                    | 616.94                 | -0.06                            | 11.74                 | No   |                                 |
| MW-32   | 08/18/16   | 631.31       | 634.14    | 617.18    | 607.18    | 15.55                        | 1.60                          | 17.15                      | 13.08                    | 616.99                 | 0.05                             | 11.41                 | No   |                                 |
| MW-32   | 08/26/16   | 631.31       | 634.14    | 617.18    | 607.18    | 16.10                        | 0.99                          | 17.09                      | 13.49                    | 617.05                 | 0.06                             | 10.86                 | No   |                                 |
| MW-32   | 10/03/16   | 631.31       | 634.14    | 617.18    | 607.18    | 16.16                        | 0.94                          | 17.10                      | 13.54                    | 617.04                 | -0.01                            | 10.80                 | No   |                                 |
| MW-32   | 05/02/17   | 631.31       | 634.14    | 617.18    | 607.18    | 14.86                        | 2.38                          | 17.24                      | 12.57                    | 616.90                 | -0.14                            | 12.10                 | No   |                                 |
| MW-32   | 05/31/17   | 631.31       | 634.14    | 617.18    | 607.18    | 12.56                        | 4.22                          | 16.78                      | 10.68                    | 617.36                 | 0.46                             | 14.40                 | Yes  |                                 |
| MW-32   | 06/14/17   | 631.31       | 634.14    | 617.18    | 607.18    | 14.40                        | 1.58                          | 15.98                      | 11.93                    | 618.16                 | 0.80                             | 12.56                 | Yes  |                                 |
| MW-32   | 06/29/17   | 631.31       | 634.14    | 617.18    | 607.18    | 15.27                        | 1.57                          | 16.84                      | 12.79                    | 617.30                 | -0.86                            | 11.69                 | Yes  |                                 |
| MW-32   | 7/7/2017   | 631.31       | 634.14    | 617.18    | 607.18    | 14.84                        | 1.87                          | 16.71                      | 12.43                    | 617.43                 | 0.13                             | 12.12                 | Yes  |                                 |
| MW-32   | 07/12/17   | 631.31       | 634.14    | 617.18    | 607.18    | 14.40                        | 2.28                          | 16.68                      | 12.08                    | 617.46                 | 0.03                             | 12.56                 | Yes  |                                 |
| MW-32   | 7/19/2017  | 631.31       | 634.14    | 617.18    | 607.18    | 14.33                        | 2.36                          | 16.69                      | 12.03                    | 617.45                 | -0.01                            | 12.63                 | Yes  |                                 |
| MW-32   | 07/26/17   | 631.31       | 634.14    | 617.18    | 607.18    | 14.37                        | 1.84                          | 16.21                      | 11.96                    | 617.93                 | 0.48                             | 12.59                 | Yes  |                                 |
| MW-32   | 7/27/2017  | 631.31       | 634.14    | 617.18    | 607.18    | 14.53                        | 1.83                          | 16.36                      | 12.11                    | 617.78                 | -0.15                            | 12.43                 | Yes  |                                 |
| MW-32   | 08/04/17   | 631.31       | 634.14    | 617.18    | 607.18    | 15.01                        | 1.49                          | 16.50                      | 12.52                    | 617.64                 | -0.14                            | 11.95                 | Yes  |                                 |
| MW-32   | 8/8/2017   | 631.31       | 634.14    | 617.18    | 607.18    | 15.10                        | 1.30                          | 16.40                      | 12.56                    | 617.74                 | 0.10                             | 11.86                 | Yes  |                                 |
| MW-32   | 08/15/17   | 631.31       | 634.14    | 617.18    | 607.18    | 14.28                        | 1.34                          | 15.62                      | 11.75                    | 618.52                 | 0.78                             | 12.68                 | Yes  |                                 |
| MW-32   | 8/30/2017  | 631.31       | 634.14    | 617.18    | 607.18    | 12.12                        | 3.80                          | 15.92                      | 10.15                    | 618.22                 | -0.30                            | 14.84                 | Yes  |                                 |
| MW-32   | 09/07/17   | 631.31       | 634.14    | 617.18    | 607.18    | 12.06                        | 2.24                          | 14.30                      | 9.74                     | 619.84                 | 1.62                             | 14.90                 | Yes  |                                 |
| MW-32   | 9/19/2017  | 631.31       | 634.14    | 617.18    | 607.18    | 14.05                        | 1.12                          | 15.17                      | 11.47                    | 618.97                 | -0.87                            | 12.91                 | Yes  |                                 |
| MW-32   | 09/27/17   | 631.31       | 634.14    | 617.18    | 607.18    | 14.09                        | 1.36                          | 15.45                      | 11.57                    | 618.69                 | -0.28                            | 12.87                 | Yes  |                                 |
| MW-32   | 10/12/2017 | 631.31       | 634.14    | 617.18    | 607.18    | 12.22                        | 1.27                          | 13.49                      | 9.68                     | 620.65                 | 1.96                             | 14.74                 | Yes  |                                 |
| MW-32   | 10/26/17   | 631.31       | 634.14    | 617.18    | 607.18    | 12.94                        | 0.55                          | 13.49                      | 10.23                    | 620.65                 | 0.00                             | 14.02                 | Yes  |                                 |
| MW-32   | 05/14/18   | 631.31       | 634.14    | 617.18    | 607.18    | NP                           | 0.00                          | 17.50                      | 14.67                    | 616.64                 | -4.01                            | 9.46                  | No   |                                 |
| MW-32   | 05/23/18   | 631.31       | 634.14    | 617.18    | 607.18    | 17.59                        | 0.22                          | 17.81                      | 14.81                    | 616.33                 | -0.31                            | 9.37                  | No   | Pump not re-installed into well |
| MW-32   | 05/24/18   | 631.31       | 634.14    | 617.18    | 607.18    | 17.58                        | 0.12                          | 17.70                      | 14.78                    | 616.44                 | 0.11                             | 9.38                  | No   |                                 |
| MW-32   | 05/30/18   | 631.31       | 634.14    | 617.18    | 607.18    | NP                           | 0.00                          | 17.25                      | 14.42                    | 616.89                 | 0.45                             | 9.71                  | No   |                                 |
| MW-32   | 07/03/18   | 631.31       | 634.14    | 617.18    | 607.18    | 15.99                        | 0.96                          | 16.95                      | 13.38                    | 617.19                 | 0.30                             | 10.97                 | Yes  |                                 |
| MW-32   | 07/10/18   | 631.31       | 634.14    | 617.18    | 607.18    | 16.86                        | 1.05                          | 17.91                      | 14.27                    | 616.23                 | -0.96                            | 10.10                 | No   |                                 |
| MW-32   | 07/25/18   | 631.31       | 634.14    | 617.18    | 607.18    | 16.59                        | 0.46                          | 17.05                      | 13.86                    | 617.09                 | 0.86                             | 10.37                 | No   |                                 |

**Table 4**  
**Groundwater and LNAPL Gauging Data - Barge Dock**  
**Former Amoco Terminal**  
**Superior, Wisconsin**

| Well ID | Date      | Ground Elev. | TOC Elev. | TOS Elev. | BOS Elev. | Depth to Product (feet BTOC) | Free Product Thickness (feet) | Depth to Water (feet BTOC) | Corrected DTW (feet bgs) | Corrected GW Elevation | Change in Corrected GW Elevation | Liquid in Well (feet) | Screen Submerged Below Water Table? (YES/NO) | Comments/Observations |
|---------|-----------|--------------|-----------|-----------|-----------|------------------------------|-------------------------------|----------------------------|--------------------------|------------------------|----------------------------------|-----------------------|--|-----------------------|
| MW-32   | 08/08/18  | 631.31       | 634.14    | 617.18    | 607.18    | 17.10                        | 0.10                          | 17.20                      | 14.29                    | 616.94                 | -0.15                            | 9.86                  | No   |                       |
| MW-32   | 08/16/18  | 631.31       | 634.14    | 617.18    | 607.18    | 17.35                        | 0.50                          | 17.85                      | 14.63                    | 616.29                 | -0.65                            | 9.61                  | No   |                       |
| MW-32   | 10/02/18  | 631.31       | 634.14    | 617.18    | 607.18    | NP                           | 0.00                          | 17.12                      | 14.29                    | 617.02                 | 0.73                             | 9.84                  | No   |                       |
| MW-32   | 10/16/18  | 631.31       | 634.14    | 617.18    | 607.18    | 15.70                        | 1.12                          | 16.82                      | 13.12                    | 617.32                 | 0.30                             | 11.26                 | Yes  |                       |
| MW-32   | 10/22/18  | 631.31       | 634.14    | 617.18    | 607.18    | 15.71                        | 1.20                          | 16.91                      | 13.15                    | 617.23                 | -0.09                            | 11.25                 | Yes  |                       |
| MW-32   | 10/29/18  | 631.31       | 634.14    | 617.18    | 607.18    | 15.85                        | 1.01                          | 16.86                      | 13.25                    | 617.28                 | 0.05                             | 11.11                 | Yes  |                       |
| MW-32   | 05/02/19  | 631.31       | 634.14    | 617.18    | 607.18    | NP                           | 0.00                          | 16.72                      | 13.89                    | 617.42                 | 0.14                             | 10.24                 | Yes  |                       |
| MW-32   | 5/14/2019 | 631.31       | 634.14    | 617.18    | 607.18    | 15.22                        | 1.80                          | 17.02                      | 12.80                    | 617.12                 | -0.30                            | 11.74                 | No   |                       |
| MW-32   | 5/22/2019 | 631.31       | 634.14    | 617.18    | 607.18    | 14.08                        | 2.87                          | 16.95                      | 11.90                    | 617.19                 | 0.07                             | 12.88                 | Yes  |                       |
| MW-32   | 5/28/2019 | 631.31       | 634.14    | 617.18    | 607.18    | 13.58                        | 3.51                          | 17.09                      | 11.54                    | 617.05                 | -0.14                            | 13.38                 | No   |                       |
| MW-32   | 6/13/2019 | 631.31       | 634.14    | 617.18    | 607.18    | 13.89                        | 3.14                          | 17.03                      | 11.77                    | 617.11                 | 0.06                             | 13.07                 | No   |                       |
| MW-32   | 6/24/2019 | 631.31       | 634.14    | 617.18    | 607.18    | 14.94                        | 2.05                          | 16.99                      | 12.57                    | 617.15                 | 0.04                             | 12.02                 | No   |                       |
| MW-32   | 7/3/2019  | 631.31       | 634.14    | 617.18    | 607.18    | 14.64                        | 2.42                          | 17.06                      | 12.36                    | 617.08                 | -0.07                            | 12.32                 | No   |                       |
| MW-32   | 7/25/2019 | 631.31       | 634.14    | 617.18    | 607.18    | 16.25                        | 0.90                          | 17.15                      | 13.62                    | 616.99                 | -0.09                            | 10.71                 | No   |                       |
| MW-32   | 8/5/2019  | 631.31       | 634.14    | 617.18    | 607.18    | 16.50                        | 0.63                          | 17.13                      | 13.81                    | 617.01                 | 0.02                             | 10.46                 | No   |                       |
| MW-32   | 8/14/2019 | 631.31       | 634.14    | 617.18    | 607.18    | 17.04                        | 0.38                          | 17.42                      | 14.30                    | 616.72                 | -0.29                            | 9.92                  | No   |                       |
| MW-32   | 8/28/2019 | 631.31       | 634.14    | 617.18    | 607.18    | 17.21                        | 0.43                          | 17.64                      | 14.48                    | 616.50                 | -0.22                            | 9.75                  | No   |                       |
| MW-32   | 9/12/2019 | 631.31       | 634.14    | 617.18    | 607.18    | NP                           | 0.00                          | 17.23                      | 14.40                    | 616.91                 | 0.41                             | 9.73                  | No   |                       |
| MW-32   | 9/25/2019 | 631.31       | 634.14    | 617.18    | 607.18    | 16.31                        | 0.65                          | 16.96                      | 13.63                    | 617.18                 | 0.27                             | 10.65                 | No   |                       |
| MW-32   | 10/8/2019 | 631.31       | 634.14    | 617.18    | 607.18    | 14.79                        | 2.24                          | 17.03                      | 12.47                    | 617.11                 | -0.07                            | 12.17                 | No   |                       |
| MW-32   | 5/26/2020 | 631.31       | 634.14    | 617.18    | 607.18    | 14.19                        | 2.96                          | 17.15                      | 12.03                    | 616.99                 | -0.12                            | 12.77                 | No   |                       |
| MW-32   | 4/22/2020 | 631.31       | 634.14    | 617.18    | 607.18    | 12.54                        | 4.57                          | 17.11                      | 10.74                    | 617.03                 | 0.04                             | 14.42                 | No   |                       |
| MW-32   | 4/30/2020 | 631.31       | 634.14    | 617.18    | 607.18    | 12.79                        | 4.31                          | 17.10                      | 10.93                    | 617.04                 | 0.01                             | 14.17                 | No   |                       |
| MW-32   | 5/11/2020 | 631.31       | 634.14    | 617.18    | 607.18    | 12.92                        | 4.19                          | 17.11                      | 11.04                    | 617.03                 | -0.01                            | 14.04                 | No   |                       |
| MW-32   | 5/26/2020 | 631.31       | 634.14    | 617.18    | 607.18    | 14.19                        | 2.96                          | 17.15                      | 12.03                    | 616.99                 | -0.04                            | 12.77                 | No   |                       |
| MW-32   | 6/11/2020 | 631.31       | 634.14    | 617.18    | 607.18    | 14.91                        | 2.25                          | 17.16                      | 12.59                    | 616.98                 | -0.01                            | 12.05                 | No   |                       |
| MW-32   | 6/22/2020 | 631.31       | 634.14    | 617.18    | 607.18    | 15.52                        | 1.66                          | 17.18                      | 13.06                    | 616.96                 | -0.02                            | 11.44                 | No   |                       |
| MW-32   | 7/6/2020  | 631.31       | 634.14    | 617.18    | 607.18    | 16.25                        | 0.90                          | 17.15                      | 13.62                    | 616.99                 | 0.03                             | 10.71                 | No   |                       |
| MW-32   | 7/20/2020 | 631.31       | 634.14    | 617.18    | 607.18    | 16.24                        | 0.93                          | 17.17                      | 13.62                    | 616.97                 | -0.02                            | 10.72                 | No   |                       |
| MW-32   | 8/12/2020 | 631.31       | 634.14    | 617.18    | 607.18    | 15.83                        | 1.30                          | 17.13                      | 13.29                    | 617.01                 | 0.04                             | 11.13                 | No   |                       |
| MW-32   | 8/25/2020 | 631.31       | 634.14    | 617.18    | 607.18    | 16.05                        | 1.15                          | 17.20                      | 13.48                    | 616.94                 | -0.07                            | 10.91                 | No   |                       |
| MW-32   | 9/8/2020  | 631.31       | 634.14    | 617.18    | 607.18    | 16.50                        | 0.59                          | 17.09                      | 13.80                    | 617.05                 | 0.11                             | 10.46                 | No   |                       |
| MW-32   | 5/6/2021  | 631.31       | 634.14    | 617.18    | 607.18    | 16.35                        | 0.68                          | 17.03                      | 13.67                    | 617.11                 | 0.06                             | 10.61                 | No   | 0.1 gallon bailed     |
| MW-32   | 5/13/2021 | 631.31       | 634.14    | 617.18    | 607.18    | 16.56                        | 0.56                          | 17.12                      | 13.86                    | 617.02                 | -0.09                            | 10.40                 | No   | 0.1 gallon bailed     |
| MW-32   | 5/19/2021 | 631.31       | 634.14    | 617.18    | 607.18    | 16.80                        | 0.38                          | 17.18                      | 14.06                    | 616.96                 | -0.06                            | 10.16                 | No   |                       |
| MW-32   | 5/24/2021 | 631.31       | 634.14    | 617.18    | 607.18    | 16.27                        | 0.73                          | 17.00                      | 13.60                    | 617.14                 | 0.18                             | 10.69                 | No   |                       |
| MW-32   | 6/8/2021  | 631.31       | 634.14    | 617.18    | 607.18    | 16.65                        | 0.59                          | 17.24                      | 13.95                    | 616.90                 | -0.24                            | 10.31                 | No   | <0.1 gal bailed       |
| MW-32   | 6/22/2021 | 631.31       | 634.14    | 617.18    | 607.18    | 17.09                        | 0.30                          | 17.39                      | 14.33                    | 616.75                 | -0.15                            | 9.87                  | No   |                       |
| MW-32   | 7/1/2021  | 631.31       | 634.14    | 617.18    | 607.18    | 16.97                        | 0.32                          | 17.29                      | 14.21                    | 616.85                 | 0.10                             | 9.99                  | No   |                       |
| MW-32   | 7/12/2021 | 631.31       | 634.14    | 617.18    | 607.18    | 17.11                        | 0.34                          | 17.45                      | 14.36                    | 616.69                 | -0.16                            | 9.85                  | No   |                       |
| MW-32   | 7/27/2021 | 631.31       | 634.14    | 617.18    | 607.18    | 17.50                        | 1.00                          | 18.50                      | 14.90                    | 615.64                 | -1.05                            | 9.46                  | No   | <0.1 gal bailed       |
| MW-32   | 8/3/2021  | 631.31       | 634.14    | 617.18    | 607.18    | 17.54                        | 0.64                          | 18.18                      | 14.85                    | 615.96                 | 0.32                             | 9.42                  | No   |                       |
| MW-32   | 8/24/2021 | 631.31       | 634.14    | 617.18    | 607.18    | 17.86                        | 1.16                          | 19.02                      | 15.29                    | 615.12                 | -0.84                            | 9.10                  | No   | <0.1 gal bailed       |
| MW-32   | 9/14/2021 | 631.31       | 634.14    | 617.18    | 607.18    | 17.98                        | 1.36                          | 19.34                      | 15.46                    | 614.80                 | -0.32                            | 8.98                  | No   | 0.1 gallon bailed     |
| MW-32   | 9/28/2021 | 631.31       | 634.14    | 617.18    | 607.18    | 17.86                        | 1.29                          | 19.15                      | 15.32                    | 614.99                 | 0.19                             | 9.10                  | No   | 0.2 gallons bailed    |

**Table 4**  
**Groundwater and LNAPL Gauging Data - Barge Dock**  
**Former Amoco Terminal**  
**Superior, Wisconsin**

| Well ID | Date       | Ground Elev. | TOC Elev. | TOS Elev. | BOS Elev. | Depth to Product (feet BTOC) | Free Product Thickness (feet) | Depth to Water (feet BTOC) | Corrected DTW (feet bgs) | Corrected GW Elevation | Change in Corrected GW Elevation | Liquid in Well (feet) | Screen Submerged Below Water Table? (YES/NO) | Comments/Observations |
|---------|------------|--------------|-----------|-----------|-----------|------------------------------|-------------------------------|----------------------------|--------------------------|------------------------|----------------------------------|-----------------------|--|-----------------------|
| MW-32   | 10/19/2021 | 631.31       | 634.14    | 617.18    | 607.18    | 17.82                        | 1.15                          | 18.97                      | 15.25                    | 615.17                 | 0.18                             | 9.14                  | No   | <0.1 gal bailed       |
| MW-36S  | 7/26/2011  | 617.30       | 619.32    | 607.30    | 592.30    | NP                           | 0.00                          | 7.71                       | 5.69                     | 611.61                 | NA                               | 19.31                 | Yes  |                       |
| MW-36S  | 10/11/2011 | 617.30       | 619.32    | 607.30    | 592.30    | NP                           | 0.00                          | 8.74                       | 6.72                     | 610.58                 | -1.03                            | 18.28                 | Yes  |                       |
| MW-36S  | 1/4/2012   | 617.30       | 619.32    | 607.30    | 592.30    | NP                           | 0.00                          | 9.59                       | 7.57                     | 609.73                 | -0.85                            | 17.43                 | Yes  |                       |
| MW-36S  | 4/16/2012  | 617.30       | 619.32    | 607.30    | 592.30    | NP                           | 0.00                          | 8.33                       | 6.31                     | 610.99                 | 1.26                             | 18.69                 | Yes  |                       |
| MW-36S  | 6/28/2012  | 617.30       | 619.32    | 607.30    | 592.30    | NP                           | 0.00                          | 7.34                       | 5.32                     | 611.98                 | 0.99                             | 19.68                 | Yes  |                       |
| MW-36S  | 9/30/2012  | 617.30       | 619.32    | 607.30    | 592.30    | NP                           | 0.00                          | 9.58                       | 7.56                     | 609.74                 | -2.24                            | 17.44                 | Yes  |                       |
| MW-36S  | 12/17/2012 | 617.30       | 619.32    | 607.30    | 592.30    | NP                           | 0.00                          | 9.62                       | 7.60                     | 609.70                 | -0.04                            | 17.40                 | Yes  |                       |
| MW-36S  | 3/25/2013  | 617.30       | 619.32    | 607.30    | 592.30    | NP                           | 0.00                          | 10.39                      | 8.37                     | 608.93                 | -0.77                            | 16.63                 | Yes  |                       |
| MW-36S  | 5/5/2013   | 617.30       | 619.32    | 607.30    | 592.30    | NP                           | 0.00                          | 8.68                       | 6.66                     | 610.64                 | 1.71                             | 18.34                 | Yes  |                       |
| MW-36S  | 10/3/2013  | 617.30       | 619.32    | 607.30    | 592.30    | NP                           | 0.00                          | 9.41                       | 7.39                     | 609.91                 | -0.73                            | 17.61                 | Yes  |                       |
| MW-36S  | 5/20/2014  | 617.30       | 619.32    | 607.30    | 592.30    | NP                           | 0.00                          | 7.08                       | 5.06                     | 612.24                 | 2.33                             | 19.94                 | Yes  |                       |
| MW-36S  | 10/31/2014 | 617.30       | 619.32    | 607.30    | 592.30    | NP                           | 0.00                          | 8.08                       | 6.06                     | 611.24                 | -1.00                            | 18.94                 | Yes  |                       |
| MW-36S  | 5/4/2015   | 617.30       | 619.32    | 607.30    | 592.30    | NP                           | 0.00                          | 8.52                       | 6.50                     | 610.80                 | -0.44                            | 18.50                 | Yes  |                       |
| MW-36S  | 10/5/2015  | 617.30       | 619.32    | 607.30    | 592.30    | NP                           | 0.00                          | 7.69                       | 5.67                     | 611.63                 | 0.83                             | 19.33                 | Yes  |                       |
| MW-36S  | 5/23/2016  | 617.30       | 619.32    | 607.30    | 592.30    | NP                           | 0.00                          | 7.31                       | 5.29                     | 612.01                 | 0.38                             | 19.71                 | Yes  |                       |
| MW-36S  | 10/3/2016  | 617.30       | 619.32    | 607.30    | 592.30    | NP                           | 0.00                          | 7.78                       | 5.76                     | 611.54                 | -0.47                            | 19.24                 | Yes  |                       |
| MW-36S  | 10/8/2018  | 617.30       | 619.32    | 607.30    | 592.30    | NP                           | 0.00                          | 7.61                       | 5.59                     | 611.71                 | 0.17                             | 19.41                 | Yes  |                       |
| MW-36S  | 6/3/2019   | 617.30       | 619.32    | 607.30    | 592.30    | NP                           | 0.00                          | 7.19                       | 5.17                     | 612.13                 | 0.42                             | 19.83                 | Yes  |                       |
| MW-36S  | 5/26/2020  | 617.30       | 619.32    | 607.30    | 592.30    | NP                           | 0.00                          | 7.31                       | 5.29                     | 612.01                 | -0.12                            | 19.71                 | Yes  |                       |
| MW-36S  | 5/24/2021  | 617.30       | 619.32    | 607.30    | 592.30    | NP                           | 0.00                          | 7.24                       | 5.22                     | 612.08                 | 0.07                             | 19.78                 | Yes  |                       |
| MW-36D  | 7/26/2011  | 617.00       | 619.07    | 567.00    | 562.00    | NP                           | 0.00                          | 7.85                       | 5.78                     | 611.22                 | NA                               | 49.22                 | Yes  |                       |
| MW-36D  | 10/11/2011 | 617.00       | 619.07    | 567.00    | 562.00    | NP                           | 0.00                          | 9.03                       | 6.96                     | 610.04                 | -1.18                            | 48.04                 | Yes  |                       |
| MW-36D  | 1/4/2012   | 617.00       | 619.07    | 567.00    | 562.00    | NP                           | 0.00                          | 9.89                       | 7.82                     | 609.18                 | -0.86                            | 47.18                 | Yes  |                       |
| MW-36D  | 4/16/2012  | 617.00       | 619.07    | 567.00    | 562.00    | NP                           | 0.00                          | 9.65                       | 7.58                     | 609.42                 | 0.24                             | 47.42                 | Yes  |                       |
| MW-36D  | 6/28/2012  | 617.00       | 619.07    | 567.00    | 562.00    | NP                           | 0.00                          | 7.58                       | 5.51                     | 611.49                 | 2.07                             | 49.49                 | Yes  |                       |
| MW-36D  | 9/30/2012  | 617.00       | 619.07    | 567.00    | 562.00    | NP                           | 0.00                          | 9.69                       | 7.62                     | 609.38                 | -2.11                            | 47.38                 | Yes  |                       |
| MW-36D  | 12/17/2012 | 617.00       | 619.07    | 567.00    | 562.00    | NP                           | 0.00                          | 10.02                      | 7.95                     | 609.05                 | -0.33                            | 47.05                 | Yes  |                       |
| MW-36D  | 3/25/2013  | 617.00       | 619.07    | 567.00    | 562.00    | NP                           | 0.00                          | 10.72                      | 8.65                     | 608.35                 | -0.70                            | 46.35                 | Yes  |                       |
| MW-36D  | 5/5/2013   | 617.00       | 619.07    | 567.00    | 562.00    | NP                           | 0.00                          | 9.54                       | 7.47                     | 609.53                 | 1.18                             | 47.53                 | Yes  |                       |
| MW-36D  | 10/1/2013  | 617.00       | 619.07    | 567.00    | 562.00    | NP                           | 0.00                          | 9.52                       | 7.45                     | 609.55                 | 0.02                             | 47.55                 | Yes  |                       |
| MW-36D  | 5/21/2014  | 617.00       | 619.07    | 567.00    | 562.00    | NP                           | 0.00                          | 7.54                       | 5.47                     | 611.53                 | 1.98                             | 49.53                 | Yes  |                       |
| MW-36D  | 10/30/2014 | 617.00       | 619.07    | 567.00    | 562.00    | NP                           | 0.00                          | 8.02                       | 5.95                     | 611.05                 | -0.48                            | 49.05                 | Yes  |                       |
| MW-36D  | 5/5/2015   | 617.00       | 619.07    | 567.00    | 562.00    | NP                           | 0.00                          | 8.99                       | 6.92                     | 610.08                 | -0.97                            | 48.08                 | Yes  |                       |
| MW-36D  | 10/7/2015  | 617.00       | 619.07    | 567.00    | 562.00    | NP                           | 0.00                          | 7.96                       | 5.89                     | 611.11                 | 1.03                             | 49.11                 | Yes  |                       |
| MW-36D  | 5/23/2016  | 617.00       | 619.07    | 567.00    | 562.00    | NP                           | 0.00                          | 7.20                       | 5.13                     | 611.87                 | 0.76                             | 49.87                 | Yes  |                       |
| MW-36D  | 10/3/2016  | 617.00       | 619.07    | 567.00    | 562.00    | NP                           | 0.00                          | 7.69                       | 5.62                     | 611.38                 | -0.49                            | 49.38                 | Yes  |                       |
| MW-36D  | 6/14/2017  | 617.00       | 619.07    | 567.00    | 562.00    | NP                           | 0.00                          | 7.07                       | 5.00                     | 612.00                 | 0.62                             | 50.00                 | Yes  |                       |
| MW-36D  | 10/3/2017  | 617.00       | 619.07    | 567.00    | 562.00    | NP                           | 0.00                          | 6.20                       | 4.13                     | 612.87                 | 0.87                             | 50.87                 | Yes  |                       |



**Table 4**  
**Groundwater and LNAPL Gauging Data - Barge Dock**  
**Former Amoco Terminal**  
**Superior, Wisconsin**

| Well ID | Date       | Ground Elev. | TOC Elev. | TOS Elev. | BOS Elev. | Depth to Product (feet BTOC) | Free Product Thickness (feet) | Depth to Water (feet BTOC) | Corrected DTW (feet bgs) | Corrected GW Elevation | Change in Corrected GW Elevation | Liquid in Well (feet) | Screen Submerged Below Water Table? (YES/NO) | Comments/Observations |
|---------|------------|--------------|-----------|-----------|-----------|------------------------------|-------------------------------|----------------------------|--------------------------|------------------------|----------------------------------|-----------------------|--|-----------------------|
| MW-36D  | 6/18/2018  | 617.00       | 619.07    | 567.00    | 562.00    | NP                           | 0.00                          | 7.35                       | 5.28                     | 611.72                 | -1.15                            | 49.72                 | Yes  |                       |
| MW-36D  | 6/27/2018  | 617.00       | 619.07    | 567.00    | 562.00    | NP                           | 0.00                          | 7.45                       | 5.38                     | 611.62                 | -0.10                            | 49.62                 | Yes  |                       |
| MW-36D  | 10/8/2018  | 617.00       | 619.07    | 567.00    | 562.00    | NP                           | 0.00                          | 7.84                       | 5.77                     | 611.23                 | -0.39                            | 49.23                 | Yes  |                       |
| MW-36D  | 6/3/2019   | 617.00       | 619.07    | 567.00    | 562.00    | NP                           | 0.00                          | 6.93                       | 4.86                     | 612.14                 | 0.91                             | 50.14                 | Yes  |                       |
| MW-36D  | 10/2/2019  | 617.00       | 619.07    | 567.00    | 562.00    | NP                           | 0.00                          | 7.46                       | 5.39                     | 611.61                 | -0.53                            | 49.61                 | Yes  |                       |
| MW-36D  | 5/26/2020  | 617.00       | 619.07    | 567.00    | 562.00    | NP                           | 0.00                          | 7.07                       | 5.00                     | 612.00                 | 0.39                             | 50.00                 | Yes  |                       |
| MW-36D  | 10/5/2020  | 617.00       | 619.07    | 567.00    | 562.00    | NP                           | 0.00                          | 8.07                       | 6.00                     | 611.00                 | -1.00                            | 49.00                 | Yes  |                       |
| MW-36D  | 5/24/2021  | 617.00       | 619.07    | 567.00    | 562.00    | NP                           | 0.00                          | 7.82                       | 5.75                     | 611.25                 | 0.25                             | 49.25                 | Yes  |                       |
| MW-36DD | 10/10/2011 | 616.80       | 618.81    | 538.80    | 536.80    | NP                           | 0.00                          | 8.52                       | 6.51                     | 610.29                 | NA                               | 73.49                 | Yes  |                       |
| MW-36DD | 1/4/2012   | 616.80       | 618.81    | 538.80    | 536.80    | NP                           | 0.00                          | 9.58                       | 7.57                     | 609.23                 | -1.06                            | 72.43                 | Yes  |                       |
| MW-36DD | 4/16/2012  | 616.80       | 618.81    | 538.80    | 536.80    | NP                           | 0.00                          | 9.41                       | 7.40                     | 609.40                 | 0.17                             | 72.60                 | Yes  |                       |
| MW-36DD | 6/28/2012  | 616.80       | 618.81    | 538.80    | 536.80    | NP                           | 0.00                          | 7.24                       | 5.23                     | 611.57                 | 2.17                             | 74.77                 | Yes  |                       |
| MW-36DD | 9/30/2012  | 616.80       | 618.81    | 538.80    | 536.80    | NP                           | 0.00                          | 9.34                       | 7.33                     | 609.47                 | -2.10                            | 72.67                 | Yes  |                       |
| MW-36DD | 12/17/2012 | 616.80       | 618.81    | 538.80    | 536.80    | NP                           | 0.00                          | 9.73                       | 7.72                     | 609.08                 | -0.39                            | 72.28                 | Yes  |                       |
| MW-36DD | 3/25/2013  | 616.80       | 618.81    | 538.80    | 536.80    | NP                           | 0.00                          | 10.40                      | 8.39                     | 608.41                 | -0.67                            | 71.61                 | Yes  |                       |
| MW-36DD | 5/5/2013   | 616.80       | 618.81    | 538.80    | 536.80    | NP                           | 0.00                          | 9.27                       | 7.26                     | 609.54                 | 1.13                             | 72.74                 | Yes  |                       |
| MW-36DD | 10/1/2013  | 616.80       | 618.81    | 538.80    | 536.80    | NP                           | 0.00                          | 9.01                       | 7.00                     | 609.80                 | 0.26                             | 73.00                 | Yes  |                       |
| MW-36DD | 5/20/2014  | 616.80       | 618.81    | 538.80    | 536.80    | NP                           | 0.00                          | 7.34                       | 5.33                     | 611.47                 | 1.67                             | 74.67                 | Yes  |                       |
| MW-36DD | 10/29/2014 | 616.80       | 618.81    | 538.80    | 536.80    | NP                           | 0.00                          | 7.65                       | 5.64                     | 611.16                 | -0.31                            | 74.36                 | Yes  |                       |
| MW-36DD | 5/4/2015   | 616.80       | 618.81    | 538.80    | 536.80    | NP                           | 0.00                          | 8.72                       | 6.71                     | 610.09                 | -1.07                            | 73.29                 | Yes  |                       |
| MW-36DD | 10/5/2015  | 616.80       | 618.81    | 538.80    | 536.80    | NP                           | 0.00                          | 7.57                       | 5.56                     | 611.24                 | 1.15                             | 74.44                 | Yes  |                       |
| MW-36DD | 5/23/2016  | 616.80       | 618.81    | 538.80    | 536.80    | NP                           | 0.00                          | 6.84                       | 4.83                     | 611.97                 | 0.73                             | 75.17                 | Yes  |                       |
| MW-36DD | 10/3/2016  | 616.80       | 618.81    | 538.80    | 536.80    | NP                           | 0.00                          | 7.33                       | 5.32                     | 611.48                 | -0.49                            | 74.68                 | Yes  |                       |
| MW-36DD | 6/18/2018  | 616.80       | 618.81    | 538.80    | 536.80    | NP                           | 0.00                          | 7.08                       | 5.07                     | 611.73                 | 0.25                             | 74.93                 | Yes  |                       |
| MW-36DD | 10/8/2018  | 616.80       | 618.81    | 538.80    | 536.80    | NP                           | 0.00                          | 7.55                       | 5.54                     | 611.26                 | -0.47                            | 74.46                 | Yes  |                       |
| MW-36DD | 6/3/2019   | 616.80       | 618.81    | 538.80    | 536.80    | NP                           | 0.00                          | 6.57                       | 4.56                     | 612.24                 | 0.98                             | 75.44                 | Yes  |                       |
| MW-36DD | 10/1/2019  | 616.80       | 618.81    | 538.80    | 536.80    | NP                           | 0.00                          | 7.12                       | 5.11                     | 611.69                 | -0.55                            | 74.89                 | Yes  |                       |
| MW-36DD | 5/26/2020  | 616.80       | 618.81    | 538.80    | 536.80    | NP                           | 0.00                          | 6.67                       | 4.66                     | 612.14                 | 0.45                             | 75.34                 | Yes  |                       |
| MW-36DD | 5/24/2021  | 616.80       | 618.81    | 538.80    | 536.80    | NP                           | 0.00                          | 7.53                       | 5.52                     | 611.28                 | -0.86                            | 74.48                 | Yes  |                       |
| MW-37S  | 7/26/2011  | 614.40       | 616.42    | 604.40    | 589.40    | NP                           | 0.00                          | 5.62                       | 3.60                     | 610.80                 | NA                               | 21.40                 | Yes  |                       |
| MW-37S  | 10/11/2011 | 614.40       | 616.42    | 604.40    | 589.40    | NP                           | 0.00                          | 6.56                       | 4.54                     | 609.86                 | -0.94                            | 20.46                 | Yes  |                       |
| MW-37S  | 1/4/2012   | 614.40       | 616.42    | 604.40    | 589.40    | NP                           | 0.00                          | 7.32                       | 5.30                     | 609.10                 | -0.76                            | 19.70                 | Yes  |                       |
| MW-37S  | 4/16/2012  | 614.40       | 616.42    | 604.40    | 589.40    | NP                           | 0.00                          | 5.12                       | 3.10                     | 611.30                 | 2.20                             | 21.90                 | Yes  |                       |
| MW-37S  | 6/28/2012  | 614.40       | 616.42    | 604.40    | 589.40    | NP                           | 0.00                          | 5.19                       | 3.17                     | 611.23                 | -0.07                            | 21.83                 | Yes  |                       |
| MW-37S  | 9/30/2012  | 614.40       | 616.42    | 604.40    | 589.40    | NP                           | 0.00                          | 7.57                       | 5.55                     | 608.85                 | -2.38                            | 19.45                 | Yes  |                       |
| MW-37S  | 12/17/2012 | 614.40       | 616.42    | 604.40    | 589.40    | NP                           | 0.00                          | 7.19                       | 5.17                     | 609.23                 | 0.38                             | 19.83                 | Yes  |                       |
| MW-37S  | 3/25/2013  | 614.40       | 616.42    | 604.40    | 589.40    | NP                           | 0.00                          | 7.99                       | 5.97                     | 608.43                 | -0.80                            | 19.03                 | Yes  |                       |
| MW-37S  | 5/5/2013   | 614.40       | 616.42    | 604.40    | 589.40    | NP                           | 0.00                          | 5.94                       | 3.92                     | 610.48                 | 2.05                             | 21.08                 | Yes  |                       |
| MW-37S  | 10/3/2013  | 614.40       | 616.42    | 604.40    | 589.40    | NP                           | 0.00                          | 7.20                       | 5.18                     | 609.22                 | -1.26                            | 19.82                 | Yes  |                       |

**Table 4**  
**Groundwater and LNAPL Gauging Data - Barge Dock**  
**Former Amoco Terminal**  
**Superior, Wisconsin**

| Well ID | Date       | Ground Elev. | TOC Elev. | TOS Elev. | BOS Elev. | Depth to Product (feet BTOC) | Free Product Thickness (feet) | Depth to Water (feet BTOC) | Corrected DTW (feet bgs) | Corrected GW Elevation | Change in Corrected GW Elevation | Liquid in Well (feet) | Screen Submerged Below Water Table? (YES/NO) | Comments/Observations |
|---------|------------|--------------|-----------|-----------|-----------|------------------------------|-------------------------------|----------------------------|--------------------------|------------------------|----------------------------------|-----------------------|--|-----------------------|
| MW-37S  | 5/20/2014  | 614.40       | 616.42    | 604.40    | 589.40    | NP                           | 0.00                          | 4.56                       | 2.54                     | 611.86                 | 2.64                             | 22.46                 | Yes  |                       |
| MW-37S  | 10/31/2014 | 614.40       | 616.42    | 604.40    | 589.40    | NP                           | 0.00                          | 5.89                       | 3.87                     | 610.53                 | -1.33                            | 21.13                 | Yes  |                       |
| MW-37S  | 5/4/2015   | 614.40       | 616.42    | 604.40    | 589.40    | NP                           | 0.00                          | 6.00                       | 3.98                     | 610.42                 | -0.11                            | 21.02                 | Yes  |                       |
| MW-37S  | 10/5/2015  | 614.40       | 616.42    | 604.40    | 589.40    | NP                           | 0.00                          | 5.43                       | 3.41                     | 610.99                 | 0.57                             | 21.59                 | Yes  |                       |
| MW-37S  | 5/23/2016  | 614.40       | 616.42    | 604.40    | 589.40    | NP                           | 0.00                          | 5.44                       | 3.42                     | 610.98                 | -0.01                            | 21.58                 | Yes  |                       |
| MW-37S  | 10/3/2016  | 614.40       | 616.42    | 604.40    | 589.40    | NP                           | 0.00                          | 5.65                       | 3.63                     | 610.77                 | -0.21                            | 21.37                 | Yes  |                       |
| MW-37S  | 6/29/2017  | 614.40       | 616.42    | 604.40    | 589.40    | NP                           | 0.00                          | 4.69                       | 2.67                     | 611.73                 | 0.96                             | 22.33                 | Yes  |                       |
| MW-37S  | 10/8/2018  | 614.40       | 616.42    | 604.40    | 589.40    | NP                           | 0.00                          | 5.21                       | 3.19                     | 611.21                 | -0.52                            | 21.81                 | Yes  |                       |
| MW-37S  | 7/15/2019  | 614.40       | 616.42    | 604.40    | 589.40    | NP                           | 0.00                          | 5.64                       | 3.62                     | 610.78                 | -0.43                            | 21.38                 | Yes  |                       |
| MW-37S  | 5/26/2020  | 614.40       | 616.42    | 604.40    | 589.40    | NP                           | 0.00                          | 5.34                       | 3.32                     | 611.08                 | 0.30                             | 21.68                 | Yes  |                       |
| MW-37S  | 5/28/2021  | 614.40       | 616.42    | 604.40    | 589.40    | NP                           | 0.00                          | 4.82                       | 2.80                     | 611.60                 | 0.52                             | 22.20                 | Yes  |                       |
| MW-37D  | 7/26/2011  | 614.80       | 617.05    | 564.80    | 559.80    | NP                           | 0.00                          | 6.79                       | 4.54                     | 610.26                 | NA                               | 50.46                 | Yes  |                       |
| MW-37D  | 10/11/2011 | 614.80       | 617.05    | 564.80    | 559.80    | NP                           | 0.00                          | 7.78                       | 5.53                     | 609.27                 | -0.99                            | 49.47                 | Yes  |                       |
| MW-37D  | 1/4/2012   | 614.80       | 617.05    | 564.80    | 559.80    | NP                           | 0.00                          | 8.79                       | 6.54                     | 608.26                 | -1.01                            | 48.46                 | Yes  |                       |
| MW-37D  | 4/16/2012  | 614.80       | 617.05    | 564.80    | 559.80    | NP                           | 0.00                          | 8.41                       | 6.16                     | 608.64                 | 0.38                             | 48.84                 | Yes  |                       |
| MW-37D  | 6/28/2012  | 614.80       | 617.05    | 564.80    | 559.80    | NP                           | 0.00                          | 6.47                       | 4.22                     | 610.58                 | 1.94                             | 50.78                 | Yes  |                       |
| MW-37D  | 9/30/2012  | 614.80       | 617.05    | 564.80    | 559.80    | NP                           | 0.00                          | 8.51                       | 6.26                     | 608.54                 | -2.04                            | 48.74                 | Yes  |                       |
| MW-37D  | 12/17/2012 | 614.80       | 617.05    | 564.80    | 559.80    | NP                           | 0.00                          | 8.86                       | 6.61                     | 608.19                 | -0.35                            | 48.39                 | Yes  |                       |
| MW-37D  | 3/25/2013  | 614.80       | 617.05    | 564.80    | 559.80    | NP                           | 0.00                          | 9.53                       | 7.28                     | 607.52                 | -0.67                            | 47.72                 | Yes  |                       |
| MW-37D  | 5/5/2013   | 614.80       | 617.05    | 564.80    | 559.80    | NP                           | 0.00                          | 8.28                       | 6.03                     | 608.77                 | 1.25                             | 48.97                 | Yes  |                       |
| MW-37D  | 10/1/2013  | 614.80       | 617.05    | 564.80    | 559.80    | NP                           | 0.00                          | 8.28                       | 6.03                     | 608.77                 | 0.00                             | 48.97                 | Yes  |                       |
| MW-37D  | 5/21/2014  | 614.80       | 617.05    | 564.80    | 559.80    | NP                           | 0.00                          | 6.45                       | 4.20                     | 610.60                 | 1.83                             | 50.80                 | Yes  |                       |
| MW-37D  | 10/30/2014 | 614.80       | 617.05    | 564.80    | 559.80    | NP                           | 0.00                          | 6.88                       | 4.63                     | 610.17                 | -0.43                            | 50.37                 | Yes  |                       |
| MW-37D  | 5/5/2015   | 614.80       | 617.05    | 564.80    | 559.80    | NP                           | 0.00                          | 7.75                       | 5.50                     | 609.30                 | -0.87                            | 49.50                 | Yes  |                       |
| MW-37D  | 10/7/2015  | 614.80       | 617.05    | 564.80    | 559.80    | NP                           | 0.00                          | 6.82                       | 4.57                     | 610.23                 | 0.93                             | 50.43                 | Yes  |                       |
| MW-37D  | 5/23/2016  | 614.80       | 617.05    | 564.80    | 559.80    | NP                           | 0.00                          | 6.14                       | 3.89                     | 610.91                 | 0.68                             | 51.11                 | Yes  |                       |
| MW-37D  | 10/3/2016  | 614.80       | 617.05    | 564.80    | 559.80    | NP                           | 0.00                          | 6.59                       | 4.34                     | 610.46                 | -0.45                            | 50.66                 | Yes  |                       |
| MW-37D  | 6/14/2017  | 614.80       | 617.05    | 564.80    | 559.80    | NP                           | 0.00                          | 6.05                       | 3.80                     | 611.00                 | 0.54                             | 51.20                 | Yes  |                       |
| MW-37D  | 10/3/2017  | 614.80       | 617.05    | 564.80    | 559.80    | NP                           | 0.00                          | 5.15                       | 2.90                     | 611.90                 | 0.90                             | 52.10                 | Yes  |                       |
| MW-37D  | 6/18/2018  | 614.80       | 617.05    | 564.80    | 559.80    | NP                           | 0.00                          | 6.17                       | 3.92                     | 610.88                 | -1.02                            | 51.08                 | Yes  |                       |
| MW-37D  | 6/27/2018  | 614.80       | 617.05    | 564.80    | 559.80    | NP                           | 0.00                          | 6.35                       | 4.10                     | 610.70                 | -0.18                            | 50.90                 | Yes  |                       |
| MW-37D  | 10/8/2018  | 614.80       | 617.05    | 564.80    | 559.80    | NP                           | 0.00                          | 6.65                       | 4.40                     | 610.40                 | -0.30                            | 50.60                 | Yes  |                       |
| MW-37D  | 6/3/2019   | 614.80       | 617.05    | 564.80    | 559.80    | NP                           | 0.00                          | 5.81                       | 3.56                     | 611.24                 | 0.84                             | 51.44                 | Yes  |                       |
| MW-37D  | 7/15/2019  | 614.80       | 617.05    | 564.80    | 559.80    | NP                           | 0.00                          | 6.18                       | 3.93                     | 610.87                 | -0.37                            | 51.07                 | Yes  |                       |
| MW-37D  | 10/3/2019  | 614.80       | 617.05    | 564.80    | 559.80    | NP                           | 0.00                          | 6.26                       | 4.01                     | 610.79                 | -0.08                            | 50.99                 | Yes  |                       |
| MW-37D  | 5/26/2020  | 614.80       | 617.05    | 564.80    | 559.80    | NP                           | 0.00                          | 6.03                       | 3.78                     | 611.02                 | 0.23                             | 51.22                 | Yes  |                       |
| MW-37D  | 10/5/2020  | 614.80       | 617.05    | 564.80    | 559.80    | NP                           | 0.00                          | 6.92                       | 4.67                     | 610.13                 | -0.89                            | 50.33                 | Yes  |                       |
| MW-37D  | 5/24/2021  | 614.80       | 617.05    | 564.80    | 559.80    | NP                           | 0.00                          | 6.67                       | 4.42                     | 610.38                 | 0.25                             | 50.58                 | Yes  |                       |
| MW-37DD | 10/11/2011 | 614.60       | 616.48    | 536.60    | 534.60    | NP                           | 0.00                          | 7.06                       | 5.18                     | 609.42                 | NA                               | 74.82                 | Yes  |                       |

**Table 4**  
**Groundwater and LNAPL Gauging Data - Barge Dock**  
Former Amoco Terminal  
Superior, Wisconsin

| Well ID  | Date       | Ground Elev. | TOC Elev. | TOS Elev. | BOS Elev. | Depth to Product (feet BTOC) | Free Product Thickness (feet) | Depth to Water (feet BTOC) | Corrected DTW (feet bgs) | Corrected GW Elevation | Change in Corrected GW Elevation | Liquid in Well (feet) | Screen Submerged Below Water Table? (YES/NO) | Comments/Observations |
|----------|------------|--------------|-----------|-----------|-----------|------------------------------|-------------------------------|----------------------------|--------------------------|------------------------|----------------------------------|-----------------------|--|-----------------------|
| MW-37DD  | 1/4/2012   | 614.60       | 616.48    | 536.60    | 534.60    | NP                           | 0.00                          | 8.11                       | 6.23                     | 608.37                 | -1.05                            | 73.77                 | Yes  |                       |
| MW-37DD  | 4/16/2012  | 614.60       | 616.48    | 536.60    | 534.60    | NP                           | 0.00                          | 7.82                       | 5.94                     | 608.66                 | 0.29                             | 74.06                 | Yes  |                       |
| MW-37DD  | 6/28/2012  | 614.60       | 616.48    | 536.60    | 534.60    | NP                           | 0.00                          | 5.78                       | 3.90                     | 610.70                 | 2.04                             | 76.10                 | Yes  |                       |
| MW-37DD  | 9/30/2012  | 614.60       | 616.48    | 536.60    | 534.60    | NP                           | 0.00                          | 7.86                       | 5.98                     | 608.62                 | -2.08                            | 74.02                 | Yes  |                       |
| MW-37DD  | 12/17/2012 | 614.60       | 616.48    | 536.60    | 534.60    | NP                           | 0.00                          | 8.18                       | 6.30                     | 608.30                 | -0.32                            | 73.70                 | Yes  |                       |
| MW-37DD  | 3/25/2013  | 614.60       | 616.48    | 536.60    | 534.60    | NP                           | 0.00                          | 8.84                       | 6.96                     | 607.64                 | -0.66                            | 73.04                 | Yes  |                       |
| MW-37DD  | 5/5/2013   | 614.60       | 616.48    | 536.60    | 534.60    | NP                           | 0.00                          | 7.67                       | 5.79                     | 608.81                 | 1.17                             | 74.21                 | Yes  |                       |
| MW-37DD  | 10/1/2013  | 614.60       | 616.48    | 536.60    | 534.60    | NP                           | 0.00                          | 7.45                       | 5.57                     | 609.03                 | 0.22                             | 74.43                 | Yes  |                       |
| MW-37DD  | 5/21/2014  | 614.60       | 616.48    | 536.60    | 534.60    | NP                           | 0.00                          | 5.80                       | 3.92                     | 610.68                 | 1.65                             | 76.08                 | Yes  |                       |
| MW-37DD  | 10/29/2014 | 614.60       | 616.48    | 536.60    | 534.60    | NP                           | 0.00                          | 6.15                       | 4.27                     | 610.33                 | -0.35                            | 75.73                 | Yes  |                       |
| MW-37DD  | 5/5/2015   | 614.60       | 616.48    | 536.60    | 534.60    | NP                           | 0.00                          | 7.12                       | 5.24                     | 609.36                 | -0.97                            | 74.76                 | Yes  |                       |
| MW-37DD  | 10/6/2015  | 614.60       | 616.48    | 536.60    | 534.60    | NP                           | 0.00                          | 6.03                       | 4.15                     | 610.45                 | 1.09                             | 75.85                 | Yes  |                       |
| MW-37DD  | 5/23/2016  | 614.60       | 616.48    | 536.60    | 534.60    | NP                           | 0.00                          | 5.42                       | 3.54                     | 611.06                 | 0.61                             | 76.46                 | Yes  |                       |
| MW-37DD  | 10/3/2016  | 614.60       | 616.48    | 536.60    | 534.60    | NP                           | 0.00                          | 5.86                       | 3.98                     | 610.62                 | -0.44                            | 76.02                 | Yes  |                       |
| MW-37DD  | 6/29/2017  | 614.60       | 616.48    | 536.60    | 534.60    | NP                           | 0.00                          | 5.46                       | 3.58                     | 611.02                 | 0.40                             | 76.42                 | Yes  |                       |
| MW-37DD  | 10/12/2017 | 614.60       | 616.48    | 536.60    | 534.60    | NP                           | 0.00                          | 4.38                       | 2.50                     | 612.10                 | 1.08                             | 77.50                 | Yes  |                       |
| MW-37DD  | 6/18/2018  | 614.60       | 616.48    | 536.60    | 534.60    | NP                           | 0.00                          | 5.53                       | 3.65                     | 610.95                 | -1.15                            | 76.35                 | Yes  |                       |
| MW-37DD  | 6/27/2018  | 614.60       | 616.48    | 536.60    | 534.60    | NP                           | 0.00                          | 5.62                       | 3.74                     | 610.86                 | -0.09                            | 76.26                 | Yes  |                       |
| MW-37DD  | 10/8/2018  | 614.60       | 616.48    | 536.60    | 534.60    | NP                           | 0.00                          | 5.98                       | 4.10                     | 610.50                 | -0.36                            | 75.90                 | Yes  |                       |
| MW-37DD  | 6/3/2019   | 614.60       | 616.48    | 536.60    | 534.60    | NP                           | 0.00                          | 5.06                       | 3.18                     | 611.42                 | 0.92                             | 76.82                 | Yes  |                       |
| MW-37DD  | 7/15/2019  | 614.60       | 616.48    | 536.60    | 534.60    | NP                           | 0.00                          | 5.42                       | 3.54                     | 611.06                 | -0.36                            | 76.46                 | Yes  |                       |
| MW-37DD  | 10/1/2019  | 614.60       | 616.48    | 536.60    | 534.60    | NP                           | 0.00                          | 5.59                       | 3.71                     | 610.89                 | -0.17                            | 76.29                 | Yes  |                       |
| MW-37DD  | 5/26/2020  | 614.60       | 616.48    | 536.60    | 534.60    | NP                           | 0.00                          | 5.26                       | 3.38                     | 611.22                 | 0.33                             | 76.62                 | Yes  |                       |
| MW-37DD  | 10/6/2020  | 614.60       | 616.48    | 536.60    | 534.60    | NP                           | 0.00                          | 6.91                       | 5.03                     | 609.57                 | -1.65                            | 74.97                 | Yes  |                       |
| MW-37DD  | 5/24/2021  | 614.60       | 616.48    | 536.60    | 534.60    | NP                           | 0.00                          | 6.00                       | 4.12                     | 610.48                 | 0.91                             | 75.88                 | Yes  |                       |
| MW-37DDD | 6/18/2018  | 614.60       | 617.16    | 530.60    | 527.60    | NP                           | 0.00                          | 6.35                       | 3.79                     | 610.81                 | 0.00                             | 83.21                 | Yes  |                       |
| MW-37DDD | 6/27/2018  | 614.60       | 617.16    | 530.60    | 527.60    | NP                           | 0.00                          | 6.43                       | 3.87                     | 610.73                 | -0.08                            | 83.13                 | Yes  |                       |
| MW-37DDD | 10/8/2018  | 614.60       | 617.16    | 530.60    | 527.60    | NP                           | 0.00                          | 6.80                       | 4.24                     | 610.36                 | 1.00                             | 82.76                 | Yes  |                       |
| MW-37DDD | 6/3/2019   | 614.60       | 617.16    | 530.60    | 527.60    | NP                           | 0.00                          | 5.71                       | 3.15                     | 611.45                 | 1.00                             | 83.85                 | Yes  |                       |
| MW-37DDD | 10/1/2019  | 615.60       | 618.16    | 531.60    | 528.60    | NP                           | 0.00                          | 6.45                       | 3.89                     | 611.71                 | 1.00                             | 83.11                 | Yes  |                       |
| MW-37DDD | 5/26/2020  | 616.60       | 619.16    | 532.60    | 529.60    | NP                           | 0.00                          | 5.98                       | 3.42                     | 613.18                 | 2.00                             | 83.58                 | Yes  |                       |
| MW-37DDD | 5/24/2021  | 616.60       | 619.16    | 532.60    | 529.60    | NP                           | 0.00                          | 6.87                       | 4.31                     | 612.29                 | 2.00                             | 82.69                 | Yes  |                       |
| MW-38S   | 7/26/2011  | 610.90       | 612.96    | 600.90    | 585.90    | NP                           | 0.00                          | 4.95                       | 2.89                     | 608.01                 | NA                               | 22.11                 | Yes  |                       |
| MW-38S   | 10/11/2011 | 610.90       | 612.96    | 600.90    | 585.90    | NP                           | 0.00                          | 6.09                       | 4.03                     | 606.87                 | -1.14                            | 20.97                 | Yes  |                       |
| MW-38S   | 1/4/2012   | 610.90       | 612.96    | 600.90    | 585.90    | NP                           | 0.00                          | 6.94                       | 4.88                     | 606.02                 | -0.85                            | 20.12                 | Yes  |                       |
| MW-38S   | 4/16/2012  | 610.90       | 612.96    | 600.90    | 585.90    | NP                           | 0.00                          | 4.38                       | 2.32                     | 608.58                 | 2.56                             | 22.68                 | Yes  |                       |
| MW-38S   | 6/28/2012  | 610.90       | 612.96    | 600.90    | 585.90    | NP                           | 0.00                          | 4.39                       | 2.33                     | 608.57                 | -0.01                            | 22.67                 | Yes  |                       |
| MW-38S   | 9/30/2012  | 610.90       | 612.96    | 600.90    | 585.90    | NP                           | 0.00                          | 7.03                       | 4.97                     | 605.93                 | -2.64                            | 20.03                 | Yes  |                       |
| MW-38S   | 12/17/2012 | 610.90       | 612.96    | 600.90    | 585.90    | NP                           | 0.00                          | 6.42                       | 4.36                     | 606.54                 | 0.61                             | 20.64                 | Yes  |                       |

**Table 4**  
**Groundwater and LNAPL Gauging Data - Barge Dock**  
Former Amoco Terminal  
Superior, Wisconsin

| Well ID | Date       | Ground Elev. | TOC Elev. | TOS Elev. | BOS Elev. | Depth to Product (feet BTOC) | Free Product Thickness (feet) | Depth to Water (feet BTOC) | Corrected DTW (feet bgs) | Corrected GW Elevation | Change in Corrected GW Elevation | Liquid in Well (feet) | Screen Submerged Below Water Table? (YES/NO) | Comments/Observations |
|---------|------------|--------------|-----------|-----------|-----------|------------------------------|-------------------------------|----------------------------|--------------------------|------------------------|----------------------------------|-----------------------|--|-----------------------|
| MW-38S  | 3/25/2013  | 610.90       | 612.96    | 600.90    | 585.90    | NP                           | 0.00                          | 7.29                       | 5.23                     | 605.67                 | -0.87                            | 19.77                 | Yes  |                       |
| MW-38S  | 5/5/2013   | 610.90       | 612.96    | 600.90    | 585.90    | NP                           | 0.00                          | 4.83                       | 2.77                     | 608.13                 | 2.46                             | 22.23                 | Yes  |                       |
| MW-38S  | 10/3/2013  | 610.90       | 612.96    | 600.90    | 585.90    | NP                           | 0.00                          | 6.43                       | 4.37                     | 606.53                 | -1.60                            | 20.63                 | Yes  |                       |
| MW-38S  | 5/20/2014  | 610.90       | 612.96    | 600.90    | 585.90    | NP                           | 0.00                          | 3.79                       | 1.73                     | 609.17                 | 2.64                             | 23.27                 | Yes  |                       |
| MW-38S  | 10/31/2014 | 610.90       | 612.96    | 600.90    | 585.90    | NP                           | 0.00                          | 5.62                       | 3.56                     | 607.34                 | -1.83                            | 21.44                 | Yes  |                       |
| MW-38S  | 5/4/2015   | 610.90       | 612.96    | 600.90    | 585.90    | NP                           | 0.00                          | 5.38                       | 3.32                     | 607.58                 | 0.24                             | 21.68                 | Yes  |                       |
| MW-38S  | 10/5/2015  | 610.90       | 612.96    | 600.90    | 585.90    | NP                           | 0.00                          | 5.13                       | 3.07                     | 607.83                 | 0.25                             | 21.93                 | Yes  |                       |
| MW-38S  | 5/23/2016  | 610.90       | 612.96    | 600.90    | 585.90    | NP                           | 0.00                          | 5.33                       | 3.27                     | 607.63                 | -0.20                            | 21.73                 | Yes  |                       |
| MW-38S  | 10/3/2016  | 610.90       | 612.96    | 600.90    | 585.90    | NP                           | 0.00                          | 5.41                       | 3.35                     | 607.55                 | -0.08                            | 21.65                 | Yes  |                       |
| MW-38S  | 6/29/2017  | 610.90       | 612.96    | 600.90    | 585.90    | NP                           | 0.00                          | 4.28                       | 2.22                     | 608.68                 | 1.13                             | 22.78                 | Yes  |                       |
| MW-38S  | 10/3/2017  | 610.90       | 612.96    | 600.90    | 585.90    | NP                           | 0.00                          | 3.25                       | 1.19                     | 609.71                 | 1.03                             | 23.81                 | Yes  |                       |
| MW-38S  | 10/8/2018  | 610.90       | 612.96    | 600.90    | 585.90    | NP                           | 0.00                          | 4.67                       | 2.61                     | 608.29                 | -1.42                            | 22.39                 | Yes  |                       |
| MW-38S  | 5/26/2020  | 610.90       | 612.96    | 600.90    | 585.90    | NP                           | 0.00                          | 5.56                       | 3.50                     | 607.40                 | -0.89                            | 21.50                 | Yes  |                       |
| MW-38S  | 5/24/2021  | 610.90       | 612.96    | 600.90    | 585.90    | NP                           | 0.00                          | 4.60                       | 2.54                     | 608.36                 | 0.96                             | 22.46                 | Yes  |                       |
| MW-38D  | 7/26/2011  | 610.90       | 612.78    | 560.90    | 555.90    | NP                           | 0.00                          | 3.63                       | 1.75                     | 609.15                 | NA                               | 53.25                 | Yes  |                       |
| MW-38D  | 10/11/2011 | 610.90       | 612.78    | 560.90    | 555.90    | NP                           | 0.00                          | 4.54                       | 2.66                     | 608.24                 | -0.91                            | 52.34                 | Yes  |                       |
| MW-38D  | 1/4/2012   | 610.90       | 612.78    | 560.90    | 555.90    | NP                           | 0.00                          | 5.64                       | 3.76                     | 607.14                 | -1.10                            | 51.24                 | Yes  |                       |
| MW-38D  | 4/16/2012  | 610.90       | 612.78    | 560.90    | 555.90    | NP                           | 0.00                          | 5.07                       | 3.19                     | 607.71                 | 0.57                             | 51.81                 | Yes  |                       |
| MW-38D  | 6/28/2012  | 610.90       | 612.78    | 560.90    | 555.90    | NP                           | 0.00                          | 3.19                       | 1.31                     | 609.59                 | 1.88                             | 53.69                 | Yes  |                       |
| MW-38D  | 9/30/2012  | 610.90       | 612.78    | 560.90    | 555.90    | NP                           | 0.00                          | 5.36                       | 3.48                     | 607.42                 | -2.17                            | 51.52                 | Yes  |                       |
| MW-38D  | 12/17/2012 | 610.90       | 612.78    | 560.90    | 555.90    | NP                           | 0.00                          | 5.65                       | 3.77                     | 607.13                 | -0.29                            | 51.23                 | Yes  |                       |
| MW-38D  | 3/25/2013  | 610.90       | 612.78    | 560.90    | 555.90    | NP                           | 0.00                          | 6.24                       | 4.36                     | 606.54                 | -0.59                            | 50.64                 | Yes  |                       |
| MW-38D  | 5/5/2013   | 610.90       | 612.78    | 560.90    | 555.90    | NP                           | 0.00                          | 4.88                       | 3.00                     | 607.90                 | 1.36                             | 52.00                 | Yes  |                       |
| MW-38D  | 10/1/2013  | 610.90       | 612.78    | 560.90    | 555.90    | NP                           | 0.00                          | 4.28                       | 2.40                     | 608.50                 | 0.60                             | 52.60                 | Yes  |                       |
| MW-38D  | 5/20/2014  | 610.90       | 612.78    | 560.90    | 555.90    | NP                           | 0.00                          | 3.05                       | 1.17                     | 609.73                 | 1.23                             | 53.83                 | Yes  |                       |
| MW-38D  | 10/29/2014 | 610.90       | 612.78    | 560.90    | 555.90    | NP                           | 0.00                          | 3.59                       | 1.71                     | 609.19                 | -0.54                            | 53.29                 | Yes  |                       |
| MW-38D  | 5/4/2015   | 610.90       | 612.78    | 560.90    | 555.90    | NP                           | 0.00                          | 4.40                       | 2.52                     | 608.38                 | -0.81                            | 52.48                 | Yes  |                       |
| MW-38D  | 10/5/2015  | 610.90       | 612.78    | 560.90    | 555.90    | NP                           | 0.00                          | 3.51                       | 1.63                     | 609.27                 | 0.89                             | 53.37                 | Yes  |                       |
| MW-38D  | 5/23/2016  | 610.90       | 612.78    | 560.90    | 555.90    | NP                           | 0.00                          | 3.02                       | 1.14                     | 609.76                 | 0.49                             | 53.86                 | Yes  |                       |
| MW-38D  | 10/3/2016  | 610.90       | 612.78    | 560.90    | 555.90    | NP                           | 0.00                          | 3.41                       | 1.53                     | 609.37                 | -0.39                            | 53.47                 | Yes  |                       |
| MW-38D  | 6/29/2017  | 610.90       | 612.78    | 560.90    | 555.90    | NP                           | 0.00                          | 2.91                       | 1.03                     | 609.87                 | 0.50                             | 53.97                 | Yes  |                       |
| MW-38D  | 10/3/2017  | 610.90       | 612.78    | 560.90    | 555.90    | NP                           | 0.00                          | 1.99                       | 0.11                     | 610.79                 | 0.92                             | 54.89                 | Yes  |                       |
| MW-38D  | 6/18/2018  | 610.90       | 612.78    | 560.90    | 555.90    | NP                           | 0.00                          | 2.95                       | 1.07                     | 609.83                 | -0.96                            | 53.93                 | Yes  |                       |
| MW-38D  | 10/8/2018  | 610.90       | 612.78    | 560.90    | 555.90    | NP                           | 0.00                          | 3.41                       | 1.53                     | 609.37                 | -0.46                            | 53.47                 | Yes  |                       |
| MW-38D  | 6/3/2019   | 610.90       | 612.78    | 560.90    | 555.90    | NP                           | 0.00                          | 1.56                       | -0.32                    | 611.22                 | 1.85                             | 55.32                 | Yes  |                       |
| MW-38D  | 9/30/2019  | 610.90       | 612.78    | 560.90    | 555.90    | NP                           | 0.00                          | 3.04                       | 1.16                     | 609.74                 | -1.48                            | 53.84                 | Yes  |                       |
| MW-38D  | 5/26/2020  | 610.90       | 612.78    | 560.90    | 555.90    | NP                           | 0.00                          | 2.85                       | 0.97                     | 609.93                 | 0.19                             | 54.03                 | Yes  |                       |
| MW-38D  | 5/28/2021  | 610.90       | 612.78    | 560.90    | 555.90    | NP                           | 0.00                          | 3.43                       | 1.55                     | 609.35                 | -0.58                            | 53.45                 | Yes  |                       |
| MW-38DD | 6/18/2018  | 610.90       | 613.48    | 537.90    | 534.90    | NP                           | 0.00                          | 3.28                       | 0.70                     | 610.20                 |                                  | 75.30                 | Yes  |                       |

**Table 4**  
**Groundwater and LNAPL Gauging Data - Barge Dock**  
**Former Amoco Terminal**  
**Superior, Wisconsin**

| Well ID | Date       | Ground Elev. | TOC Elev. | TOS Elev. | BOS Elev. | Depth to Product (feet BTOC) | Free Product Thickness (feet) | Depth to Water (feet BTOC) | Corrected DTW (feet bgs) | Corrected GW Elevation | Change in Corrected GW Elevation | Liquid in Well (feet) | Screen Submerged Below Water Table? (YES/NO) | Comments/Observations |
|---------|------------|--------------|-----------|-----------|-----------|------------------------------|-------------------------------|----------------------------|--------------------------|------------------------|----------------------------------|-----------------------|--|-----------------------|
| MW-38DD | 10/8/2018  | 610.90       | 613.48    | 537.90    | 534.90    | NP                           | 0.00                          | 4.36                       | 1.78                     | 609.12                 | -1.08                            | 74.22                 | Yes  |                       |
| MW-38DD | 6/3/2019   | 610.90       | 613.48    | 537.90    | 534.90    | NP                           | 0.00                          | 3.19                       | 0.61                     | 610.29                 | 1.17                             | 75.39                 | Yes  |                       |
| MW-38DD | 9/30/2019  | 611.90       | 614.48    | 538.90    | 535.90    | NP                           | 0.00                          | 3.66                       | 1.08                     | 610.82                 | 0.53                             | 74.92                 | Yes  |                       |
| MW-38DD | 5/26/2020  | 612.90       | 615.48    | 539.90    | 536.90    | NP                           | 0.00                          | 3.48                       | 0.90                     | 612.00                 | 1.18                             | 75.10                 | Yes  |                       |
| MW-38DD | 5/28/2021  | 612.90       | 615.48    | 539.90    | 536.90    | NP                           | 0.00                          | 4.08                       | 1.50                     | 611.40                 | -0.60                            | 74.50                 | Yes  |                       |
| MW-40S  | 7/26/2011  | 606.90       | 609.00    | 596.90    | 581.90    | NP                           | 0.00                          | 2.48                       | 0.38                     | 606.52                 | NA                               | 24.62                 | Yes  |                       |
| MW-40S  | 10/11/2011 | 606.90       | 609.00    | 596.90    | 581.90    | NP                           | 0.00                          | 6.38                       | 4.28                     | 602.62                 | -3.90                            | 20.72                 | Yes  |                       |
| MW-40S  | 1/4/2012   | 606.90       | 609.00    | 596.90    | 581.90    | NP                           | 0.00                          | 7.07                       | 4.97                     | 601.93                 | -0.69                            | 20.03                 | Yes  |                       |
| MW-40S  | 4/16/2012  | 606.90       | 609.00    | 596.90    | 581.90    | NP                           | 0.00                          | 4.64                       | 2.54                     | 604.36                 | 2.43                             | 22.46                 | Yes  |                       |
| MW-40S  | 6/28/2012  | 606.90       | 609.00    | 596.90    | 581.90    | NP                           | 0.00                          | 6.73                       | 4.63                     | 602.27                 | -2.09                            | 20.37                 | Yes  |                       |
| MW-40S  | 9/30/2012  | 606.90       | 609.00    | 596.90    | 581.90    | NP                           | 0.00                          | 7.51                       | 5.41                     | 601.49                 | -0.78                            | 19.59                 | Yes  |                       |
| MW-40S  | 12/17/2012 | 606.90       | 609.00    | 596.90    | 581.90    | NP                           | 0.00                          | 6.48                       | 4.38                     | 602.52                 | 1.03                             | 20.62                 | Yes  |                       |
| MW-40S  | 3/25/2013  | 606.90       | 609.00    | 596.90    | 581.90    | NP                           | 0.00                          | 7.15                       | 5.05                     | 601.85                 | -0.67                            | 19.95                 | Yes  |                       |
| MW-40S  | 5/5/2013   | 606.90       | 609.00    | 596.90    | 581.90    | NP                           | 0.00                          | 5.02                       | 2.92                     | 603.98                 | 2.13                             | 22.08                 | Yes  |                       |
| MW-40S  | 10/3/2013  | 606.90       | 609.00    | 596.90    | 581.90    | NP                           | 0.00                          | 5.81                       | 3.71                     | 603.19                 | -0.79                            | 21.29                 | Yes  |                       |
| MW-40S  | 5/20/2014  | 606.90       | 609.00    | 596.90    | 581.90    | NP                           | 0.00                          | 4.83                       | 2.73                     | 604.17                 | 0.98                             | 22.27                 | Yes  |                       |
| MW-40S  | 10/31/2014 | 606.90       | 609.00    | 596.90    | 581.90    | NP                           | 0.00                          | 5.38                       | 3.28                     | 603.62                 | -0.55                            | 21.72                 | Yes  |                       |
| MW-40S  | 5/4/2015   | 606.90       | 609.00    | 596.90    | 581.90    | NP                           | 0.00                          | 5.80                       | 3.70                     | 603.20                 | -0.42                            | 21.30                 | Yes  |                       |
| MW-40S  | 10/5/2015  | 606.90       | 609.00    | 596.90    | 581.90    | NP                           | 0.00                          | 5.11                       | 3.01                     | 603.89                 | 0.69                             | 21.99                 | Yes  |                       |
| MW-40S  | 5/23/2016  | 606.90       | 609.00    | 596.90    | 581.90    | NP                           | 0.00                          | 5.71                       | 3.61                     | 603.29                 | -0.60                            | 21.39                 | Yes  |                       |
| MW-40S  | 10/3/2016  | 606.90       | 609.00    | 596.90    | 581.90    | NP                           | 0.00                          | 5.33                       | 3.23                     | 603.67                 | 0.38                             | 21.77                 | Yes  |                       |
| MW-40S  | 6/29/2017  | 606.90       | 609.00    | 596.90    | 581.90    | NP                           | 0.00                          | 5.03                       | 2.93                     | 603.97                 | 0.30                             | 22.07                 | Yes  |                       |
| MW-40S  | 10/3/2017  | 606.90       | 609.00    | 596.90    | 581.90    | NP                           | 0.00                          | 4.00                       | 1.90                     | 605.00                 | 1.03                             | 23.10                 | Yes  |                       |
| MW-40S  | 10/8/2018  | 606.90       | 609.00    | 596.90    | 581.90    | NP                           | 0.00                          | 4.82                       | 2.72                     | 604.18                 | -0.82                            | 22.28                 | Yes  |                       |
| MW-40S  | 5/26/2020  | 606.90       | 609.00    | 596.90    | 581.90    | NP                           | 0.00                          | 5.54                       | 3.44                     | 603.46                 | -0.72                            | 21.56                 | Yes  |                       |
| MW-40S  | 5/24/2021  | 606.90       | 609.00    | 596.90    | 581.90    | NP                           | 0.00                          | 4.81                       | 2.71                     | 604.19                 | 0.73                             | 22.29                 | Yes  |                       |
| MW-40D  | 7/26/2011  | 607.00       | 608.80    | 557.00    | 552.00    | NP                           | 0.00                          | 4.95                       | 3.15                     | 603.85                 | NA                               | 51.85                 | Yes  |                       |
| MW-40D  | 10/11/2011 | 607.00       | 608.80    | 557.00    | 552.00    | NP                           | 0.00                          | 3.11                       | 1.31                     | 605.69                 | 1.84                             | 53.69                 | Yes  |                       |
| MW-40D  | 1/4/2012   | 607.00       | 608.80    | 557.00    | 552.00    | NP                           | 0.00                          | 3.82                       | 2.02                     | 604.98                 | -0.71                            | 52.98                 | Yes  |                       |
| MW-40D  | 4/16/2012  | 607.00       | 608.80    | 557.00    | 552.00    | NP                           | 0.00                          | 3.40                       | 1.60                     | 605.40                 | 0.42                             | 53.40                 | Yes  |                       |
| MW-40D  | 6/28/2012  | 607.00       | 608.80    | 557.00    | 552.00    | NP                           | 0.00                          | 1.98                       | 0.18                     | 606.82                 | 1.42                             | 54.82                 | Yes  |                       |
| MW-40D  | 9/30/2012  | 607.00       | 608.80    | 557.00    | 552.00    | NP                           | 0.00                          | 3.51                       | 1.71                     | 605.29                 | -1.53                            | 53.29                 | Yes  |                       |
| MW-40D  | 12/17/2012 | 607.00       | 608.80    | 557.00    | 552.00    | NP                           | 0.00                          | 3.92                       | 2.12                     | 604.88                 | -0.41                            | 52.88                 | Yes  |                       |
| MW-40D  | 3/26/2013  | 607.00       | 608.80    | 557.00    | 552.00    | NP                           | 0.00                          | 4.46                       | 2.66                     | 604.34                 | -0.54                            | 52.34                 | Yes  |                       |
| MW-40D  | 5/6/2013   | 607.00       | 608.80    | 557.00    | 552.00    | NP                           | 0.00                          | 3.27                       | 1.47                     | 605.53                 | 1.19                             | 53.53                 | Yes  |                       |
| MW-40D  | 10/1/2013  | 607.00       | 608.80    | 557.00    | 552.00    | NP                           | 0.00                          | 2.96                       | 1.16                     | 605.84                 | 0.31                             | 53.84                 | Yes  |                       |
| MW-40D  | 5/20/2014  | 607.00       | 608.80    | 557.00    | 552.00    | NP                           | 0.00                          | 1.56                       | -0.24                    | 607.24                 | 1.40                             | 55.24                 | Yes  |                       |
| MW-40D  | 10/29/2014 | 607.00       | 608.80    | 557.00    | 552.00    | NP                           | 0.00                          | 1.89                       | 0.09                     | 606.91                 | -0.33                            | 54.91                 | Yes  |                       |
| MW-40D  | 5/4/2015   | 607.00       | 608.80    | 557.00    | 552.00    | NP                           | 0.00                          | 2.56                       | 0.76                     | 606.24                 | -0.67                            | 54.24                 | Yes  |                       |

**Table 4**  
**Groundwater and LNAPL Gauging Data - Barge Dock**  
**Former Amoco Terminal**  
**Superior, Wisconsin**

| Well ID | Date       | Ground Elev. | TOC Elev. | TOS Elev. | BOS Elev. | Depth to Product (feet BTOC) | Free Product Thickness (feet) | Depth to Water (feet BTOC) | Corrected DTW (feet bgs) | Corrected GW Elevation | Change in Corrected GW Elevation | Liquid in Well (feet) | Screen Submerged Below Water Table? (YES/NO) | Comments/Observations |
|---------|------------|--------------|-----------|-----------|-----------|------------------------------|-------------------------------|----------------------------|--------------------------|------------------------|----------------------------------|-----------------------|--|-----------------------|
| MW-40D  | 10/5/2015  | 607.00       | 608.80    | 557.00    | 552.00    | NP                           | 0.00                          | 1.85                       | 0.05                     | 606.95                 | 0.71                             | 54.95                 | Yes  |                       |
| MW-40D  | 5/23/2016  | 607.00       | 608.80    | 557.00    | 552.00    | NP                           | 0.00                          | 1.74                       | -0.06                    | 607.06                 | 0.11                             | 55.06                 | Yes  |                       |
| MW-40D  | 10/3/2016  | 607.00       | 608.80    | 557.00    | 552.00    | NP                           | 0.00                          | 1.79                       | -0.01                    | 607.01                 | -0.05                            | 55.01                 | Yes  |                       |
| MW-40D  | 6/29/2017  | 607.00       | 608.80    | 557.00    | 552.00    | NP                           | 0.00                          | 1.36                       | -0.44                    | 607.44                 | 0.43                             | 55.44                 | Yes  |                       |
| MW-40D  | 10/3/2017  | 607.00       | 608.80    | 557.00    | 552.00    | NP                           | 0.00                          | 0.50                       | -1.30                    | 608.30                 | 0.86                             | 56.30                 | Yes  |                       |
| MW-40D  | 6/18/2018  | 607.00       | 608.80    | 557.00    | 552.00    | NP                           | 0.00                          | 1.42                       | -0.38                    | 607.38                 | -0.92                            | 55.38                 | Yes  |                       |
| MW-40D  | 10/8/2018  | 607.00       | 608.80    | 557.00    | 552.00    | NP                           | 0.00                          | 1.63                       | -0.17                    | 607.17                 | -0.21                            | 55.17                 | Yes  |                       |
| MW-40D  | 6/3/2019   | 607.00       | 608.80    | 557.00    | 552.00    | NP                           | 0.00                          | 1.03                       | -0.77                    | 607.77                 | 0.60                             | 55.77                 | Yes  |                       |
| MW-40D  | 9/30/2019  | 607.00       | 608.80    | 557.00    | 552.00    | NP                           | 0.00                          | 1.24                       | -0.56                    | 607.56                 | -0.21                            | 55.56                 | Yes  |                       |
| MW-40D  | 5/26/2020  | 607.00       | 608.80    | 557.00    | 552.00    | NP                           | 0.00                          | 1.41                       | -0.39                    | 607.39                 | -0.17                            | 55.39                 | Yes  |                       |
| MW-40D  | 10/5/2020  | 607.00       | 608.80    | 557.00    | 552.00    | NP                           | 0.00                          | 1.90                       | 0.10                     | 606.90                 | -0.49                            | 54.90                 | Yes  |                       |
| MW-40D  | 5/28/2021  | 607.00       | 608.80    | 557.00    | 552.00    | NP                           | 0.00                          | 1.81                       | 0.01                     | 606.99                 | 0.09                             | 54.99                 | Yes  |                       |
| MW-41S  | 7/26/2011  | 608.70       | 610.68    | 598.70    | 583.70    | NP                           | 0.00                          | 6.12                       | 4.14                     | 604.56                 | NA                               | 20.86                 | Yes  |                       |
| MW-41S  | 10/11/2011 | 608.70       | 610.68    | 598.70    | 583.70    | NP                           | 0.00                          | 6.89                       | 4.91                     | 603.79                 | -0.77                            | 20.09                 | Yes  |                       |
| MW-41S  | 1/4/2012   | 608.70       | 610.68    | 598.70    | 583.70    | NP                           | 0.00                          | 7.41                       | 5.43                     | 603.27                 | -0.52                            | 19.57                 | Yes  |                       |
| MW-41S  | 4/16/2012  | 608.70       | 610.68    | 598.70    | 583.70    | NP                           | 0.00                          | 5.71                       | 3.73                     | 604.97                 | 1.70                             | 21.27                 | Yes  |                       |
| MW-41S  | 6/28/2012  | 608.70       | 610.68    | 598.70    | 583.70    | NP                           | 0.00                          | 5.48                       | 3.50                     | 605.20                 | 0.23                             | 21.50                 | Yes  |                       |
| MW-41S  | 9/30/2012  | 608.70       | 610.68    | 598.70    | 583.70    | NP                           | 0.00                          | 7.54                       | 5.56                     | 603.14                 | -2.06                            | 19.44                 | Yes  |                       |
| MW-41S  | 12/17/2012 | 608.70       | 610.68    | 598.70    | 583.70    | NP                           | 0.00                          | 7.45                       | 5.47                     | 603.23                 | 0.09                             | 19.53                 | Yes  |                       |
| MW-41S  | 3/26/2013  | 608.70       | 610.68    | 598.70    | 583.70    | NP                           | 0.00                          | 7.54                       | 5.56                     | 603.14                 | -0.09                            | 19.44                 | Yes  |                       |
| MW-41S  | 5/6/2013   | 608.70       | 610.68    | 598.70    | 583.70    | NP                           | 0.00                          | 6.02                       | 4.04                     | 604.66                 | 1.52                             | 20.96                 | Yes  |                       |
| MW-41S  | 10/3/2013  | 608.70       | 610.68    | 598.70    | 583.70    | NP                           | 0.00                          | 6.81                       | 4.83                     | 603.87                 | -0.79                            | 20.17                 | Yes  |                       |
| MW-41S  | 5/20/2014  | 608.70       | 610.68    | 598.70    | 583.70    | NP                           | 0.00                          | 4.94                       | 2.96                     | 605.74                 | 1.87                             | 22.04                 | Yes  |                       |
| MW-41S  | 10/31/2014 | 608.70       | 610.68    | 598.70    | 583.70    | NP                           | 0.00                          | 5.69                       | 3.71                     | 604.99                 | -0.75                            | 21.29                 | Yes  |                       |
| MW-41S  | 5/4/2015   | 608.70       | 610.68    | 598.70    | 583.70    | NP                           | 0.00                          | 5.99                       | 4.01                     | 604.69                 | -0.30                            | 20.99                 | Yes  |                       |
| MW-41S  | 10/5/2015  | 608.70       | 610.68    | 598.70    | 583.70    | NP                           | 0.00                          | 5.51                       | 3.53                     | 605.17                 | 0.48                             | 21.47                 | Yes  |                       |
| MW-41S  | 5/23/2016  | 608.70       | 610.68    | 598.70    | 583.70    | NP                           | 0.00                          | 5.75                       | 3.77                     | 604.93                 | -0.24                            | 21.23                 | Yes  |                       |
| MW-41S  | 10/3/2016  | 608.70       | 610.68    | 598.70    | 583.70    | NP                           | 0.00                          | 5.67                       | 3.69                     | 605.01                 | 0.08                             | 21.31                 | Yes  |                       |
| MW-41S  | 6/29/2017  | 608.70       | 610.68    | 598.70    | 583.70    | NP                           | 0.00                          | 5.26                       | 3.28                     | 605.42                 | 0.41                             | 21.72                 | Yes  |                       |
| MW-41S  | 10/3/2017  | 608.70       | 610.68    | 598.70    | 583.70    | NP                           | 0.00                          | 4.20                       | 2.22                     | 606.48                 | 1.06                             | 22.78                 | Yes  |                       |
| MW-41S  | 10/8/2018  | 608.70       | 610.68    | 598.70    | 583.70    | NP                           | 0.00                          | 5.45                       | 3.47                     | 605.23                 | -1.25                            | 21.53                 | Yes  |                       |
| MW-41S  | 7/15/2019  | 608.70       | 610.68    | 598.70    | 583.70    | NP                           | 0.00                          | 5.50                       | 3.52                     | 605.18                 | -0.05                            | 21.48                 | Yes  |                       |
| MW-41S  | 10/1/2019  | 608.70       | 610.68    | 598.70    | 583.70    | NP                           | 0.00                          | 4.96                       | 2.98                     | 605.72                 | 0.54                             | 22.02                 | Yes  |                       |
| MW-41S  | 5/26/2020  | 608.70       | 610.68    | 598.70    | 583.70    | NP                           | 0.00                          | 5.65                       | 3.67                     | 605.03                 | -0.69                            | 21.33                 | Yes  |                       |
| MW-41S  | 5/24/2021  | 608.70       | 610.68    | 598.70    | 583.70    | NP                           | 0.00                          | 5.55                       | 3.57                     | 605.13                 | 0.10                             | 21.43                 | Yes  |                       |
| MW-41D  | 7/26/2011  | 609.00       | 610.86    | 559.00    | 554.00    | NP                           | 0.00                          | 9.56                       | 7.70                     | 601.30                 | NA                               | 47.30                 | Yes  |                       |
| MW-41D  | 10/11/2011 | 609.00       | 610.86    | 559.00    | 554.00    | NP                           | 0.00                          | 3.82                       | 1.96                     | 607.04                 | 5.74                             | 53.04                 | Yes  |                       |
| MW-41D  | 1/4/2012   | 609.00       | 610.86    | 559.00    | 554.00    | NP                           | 0.00                          | 4.75                       | 2.89                     | 606.11                 | -0.93                            | 52.11                 | Yes  |                       |
| MW-41D  | 4/16/2012  | 609.00       | 610.86    | 559.00    | 554.00    | NP                           | 0.00                          | 4.40                       | 2.54                     | 606.46                 | 0.35                             | 52.46                 | Yes  |                       |

**Table 4**  
**Groundwater and LNAPL Gauging Data - Barge Dock**  
**Former Amoco Terminal**  
**Superior, Wisconsin**

| Well ID | Date       | Ground Elev. | TOC Elev. | TOS Elev. | BOS Elev. | Depth to Product (feet BTOC) | Free Product Thickness (feet) | Depth to Water (feet BTOC) | Corrected DTW (feet bgs) | Corrected GW Elevation | Change in Corrected GW Elevation | Liquid in Well (feet) | Screen Submerged Below Water Table? (YES/NO) | Comments/Observations |
|---------|------------|--------------|-----------|-----------|-----------|------------------------------|-------------------------------|----------------------------|--------------------------|------------------------|----------------------------------|-----------------------|--|-----------------------|
| MW-41D  | 6/28/2012  | 609.00       | 610.86    | 559.00    | 554.00    | NP                           | 0.00                          | 2.77                       | 0.91                     | 608.09                 | 1.63                             | 54.09                 | Yes  |                       |
| MW-41D  | 9/30/2012  | 609.00       | 610.86    | 559.00    | 554.00    | NP                           | 0.00                          | 4.51                       | 2.65                     | 606.35                 | -1.74                            | 52.35                 | Yes  |                       |
| MW-41D  | 12/17/2012 | 609.00       | 610.86    | 559.00    | 554.00    | NP                           | 0.00                          | 4.82                       | 2.96                     | 606.04                 | -0.31                            | 52.04                 | Yes  |                       |
| MW-41D  | 3/26/2013  | 609.00       | 610.86    | 559.00    | 554.00    | NP                           | 0.00                          | 5.33                       | 3.47                     | 605.53                 | -0.51                            | 51.53                 | Yes  |                       |
| MW-41D  | 5/6/2013   | 609.00       | 610.86    | 559.00    | 554.00    | NP                           | 0.00                          | 4.28                       | 2.42                     | 606.58                 | 1.05                             | 52.58                 | Yes  |                       |
| MW-41D  | 10/1/2013  | 609.00       | 610.86    | 559.00    | 554.00    | NP                           | 0.00                          | 3.88                       | 2.02                     | 606.98                 | 0.40                             | 52.98                 | Yes  |                       |
| MW-41D  | 5/21/2014  | 609.00       | 610.86    | 559.00    | 554.00    | NP                           | 0.00                          | 2.57                       | 0.71                     | 608.29                 | 1.31                             | 54.29                 | Yes  |                       |
| MW-41D  | 10/29/2014 | 609.00       | 610.86    | 559.00    | 554.00    | NP                           | 0.00                          | 4.81                       | 2.95                     | 606.05                 | -2.24                            | 52.05                 | Yes  |                       |
| MW-41D  | 5/4/2015   | 609.00       | 610.86    | 559.00    | 554.00    | NP                           | 0.00                          | 3.60                       | 1.74                     | 607.26                 | 1.21                             | 53.26                 | Yes  |                       |
| MW-41D  | 10/6/2015  | 609.00       | 610.86    | 559.00    | 554.00    | NP                           | 0.00                          | 2.76                       | 0.90                     | 608.10                 | 0.84                             | 54.10                 | Yes  |                       |
| MW-41D  | 5/23/2016  | 609.00       | 610.86    | 559.00    | 554.00    | NP                           | 0.00                          | 2.41                       | 0.55                     | 608.45                 | 0.35                             | 54.45                 | Yes  |                       |
| MW-41D  | 10/3/2016  | 609.00       | 610.86    | 559.00    | 554.00    | NP                           | 0.00                          | 2.55                       | 0.69                     | 608.31                 | -0.14                            | 54.31                 | Yes  |                       |
| MW-41D  | 6/29/2017  | 609.00       | 610.86    | 559.00    | 554.00    | NP                           | 0.00                          | 2.20                       | 0.34                     | 608.66                 | 0.35                             | 54.66                 | Yes  |                       |
| MW-41D  | 10/3/2017  | 609.00       | 610.86    | 559.00    | 554.00    | NP                           | 0.00                          | 1.37                       | -0.49                    | 609.49                 | 0.83                             | 55.49                 | Yes  |                       |
| MW-41D  | 6/18/2018  | 609.00       | 610.86    | 559.00    | 554.00    | NP                           | 0.00                          | 2.32                       | 0.46                     | 608.54                 | -0.95                            | 54.54                 | Yes  |                       |
| MW-41D  | 10/8/2018  | 609.00       | 610.86    | 559.00    | 554.00    | NP                           | 0.00                          | 2.53                       | 0.67                     | 608.33                 | -0.21                            | 54.33                 | Yes  |                       |
| MW-41D  | 6/3/2019   | 609.00       | 610.86    | 559.00    | 554.00    | NP                           | 0.00                          | 1.88                       | 0.02                     | 608.98                 | 0.65                             | 54.98                 | Yes  |                       |
| MW-41D  | 7/15/2019  | 609.00       | 610.86    | 559.00    | 554.00    | NP                           | 0.00                          | 2.05                       | 0.19                     | 608.81                 | -0.17                            | 54.81                 | Yes  |                       |
| MW-41D  | 10/2/2019  | 609.00       | 610.86    | 559.00    | 554.00    | NP                           | 0.00                          | 2.15                       | 0.29                     | 608.71                 | -0.10                            | 54.71                 | Yes  |                       |
| MW-41D  | 5/26/2020  | 609.00       | 610.86    | 559.00    | 554.00    | NP                           | 0.00                          | 2.14                       | 0.28                     | 608.72                 | 0.01                             | 54.72                 | Yes  |                       |
| MW-41D  | 10/5/2020  | 609.00       | 610.86    | 559.00    | 554.00    | NP                           | 0.00                          | 3.72                       | 1.86                     | 607.14                 | -1.58                            | 53.14                 | Yes  |                       |
| MW-41D  | 5/24/2021  | 609.00       | 610.86    | 559.00    | 554.00    | NP                           | 0.00                          | 2.68                       | 0.82                     | 608.18                 | 1.04                             | 54.18                 | Yes  |                       |
| MW-41DD | 6/18/2018  | 609.00       | 611.62    | 538.00    | 535.00    | NP                           | 0.00                          | 3.58                       | 0.96                     | 608.04                 |                                  | 73.04                 | Yes  |                       |
| MW-41DD | 10/8/2018  | 609.00       | 611.62    | 538.00    | 535.00    | NP                           | 0.00                          | 5.15                       | 2.53                     | 606.47                 | -1.57                            | 71.47                 | Yes  |                       |
| MW-41DD | 6/3/2019   | 609.00       | 611.62    | 538.00    | 535.00    | NP                           | 0.00                          | 4.75                       | 2.13                     | 606.87                 | 0.40                             | 71.87                 | Yes  |                       |
| MW-41DD | 7/15/2019  | 609.00       | 611.62    | 538.00    | 535.00    | NP                           | 0.00                          | 5.26                       | 2.64                     | 606.36                 | -0.51                            | 71.36                 | Yes  |                       |
| MW-41DD | 10/1/2019  | 610.00       | 612.62    | 539.00    | 536.00    | NP                           | 0.00                          | 4.86                       | 2.24                     | 607.76                 | 1.40                             | 71.76                 | Yes  |                       |
| MW-41DD | 5/26/2020  | 611.00       | 613.62    | 540.00    | 537.00    | NP                           | 0.00                          | 4.68                       | 2.06                     | 608.94                 | 1.18                             | 71.94                 | Yes  |                       |
| MW-41DD | 5/24/2021  | 611.00       | 613.62    | 540.00    | 537.00    | NP                           | 0.00                          | 4.47                       | 1.85                     | 609.15                 | 0.21                             | 72.15                 | Yes  |                       |
| MW-45S  | 6/28/2012  | 620.00       | 622.38    | 600.00    | 590.00    | NP                           | 0.00                          | 9.15                       | 6.77                     | 613.23                 | 613.23                           | 23.23                 | Yes  |                       |
| MW-45S  | 9/30/2012  | 620.00       | 622.38    | 600.00    | 590.00    | NP                           | 0.00                          | 11.38                      | 9.00                     | 611.00                 | -2.23                            | 21.00                 | Yes  |                       |
| MW-45S  | 12/17/2012 | 620.00       | 622.38    | 600.00    | 590.00    | NP                           | 0.00                          | 11.67                      | 9.29                     | 610.71                 | -0.29                            | 20.71                 | Yes  |                       |
| MW-45S  | 3/25/2013  | 620.00       | 622.38    | 600.00    | 590.00    | NP                           | 0.00                          | 12.45                      | 10.07                    | 609.93                 | -0.78                            | 19.93                 | Yes  |                       |
| MW-45S  | 5/6/2013   | 620.00       | 622.38    | 600.00    | 590.00    | NP                           | 0.00                          | 10.87                      | 8.49                     | 611.51                 | 1.58                             | 21.51                 | Yes  |                       |
| MW-45S  | 10/3/2013  | 620.00       | 622.38    | 600.00    | 590.00    | NP                           | 0.00                          | 11.35                      | 8.97                     | 611.03                 | -0.48                            | 21.03                 | Yes  |                       |
| MW-45S  | 5/20/2014  | 620.00       | 622.38    | 600.00    | 590.00    | NP                           | 0.00                          | 9.08                       | 6.70                     | 613.30                 | 2.27                             | 23.30                 | Yes  |                       |
| MW-45S  | 10/31/2014 | 620.00       | 622.38    | 600.00    | 590.00    | NP                           | 0.00                          | 9.85                       | 7.47                     | 612.53                 | -0.77                            | 22.53                 | Yes  |                       |
| MW-45S  | 5/4/2015   | 620.00       | 622.38    | 600.00    | 590.00    | NP                           | 0.00                          | 10.56                      | 8.18                     | 611.82                 | -0.71                            | 21.82                 | Yes  |                       |
| MW-45S  | 10/5/2015  | 620.00       | 622.38    | 600.00    | 590.00    | NP                           | 0.00                          | 9.54                       | 7.16                     | 612.84                 | 1.02                             | 22.84                 | Yes  |                       |
| MW-45S  | 5/23/2016  | 620.00       | 622.38    | 600.00    | 590.00    | NP                           | 0.00                          | 8.89                       | 6.51                     | 613.49                 | 0.65                             | 23.49                 | Yes  |                       |
| MW-45S  | 10/3/2016  | 620.00       | 622.38    | 600.00    | 590.00    | NP                           | 0.00                          | 9.50                       | 7.12                     | 612.88                 | -0.61                            | 22.88                 | Yes  |                       |
| MW-45S  | 6/29/2017  | 620.00       | 622.38    | 600.00    | 590.00    | NP                           | 0.00                          | 8.94                       | 6.56                     | 613.44                 | 0.56                             | 23.44                 | Yes  |                       |

**Table 4**  
**Groundwater and LNAPL Gauging Data - Barge Dock**  
**Former Amoco Terminal**  
**Superior, Wisconsin**

| Well ID | Date       | Ground Elev. | TOC Elev. | TOS Elev. | BOS Elev. | Depth to Product (feet BTOC) | Free Product Thickness (feet) | Depth to Water (feet BTOC) | Corrected DTW (feet bgs) | Corrected GW Elevation | Change in Corrected GW Elevation | Liquid in Well (feet) | Screen Submerged Below Water Table? (YES/NO) | Comments/Observations |
|---------|------------|--------------|-----------|-----------|-----------|------------------------------|-------------------------------|----------------------------|--------------------------|------------------------|----------------------------------|-----------------------|--|-----------------------|
| MW-45S  | 10/3/2017  | 620.00       | 622.38    | 600.00    | 590.00    | NP                           | 0.00                          | 7.79                       | 5.41                     | 614.59                 | 1.15                             | 24.59                 | Yes  |                       |
| MW-45S  | 10/8/2018  | 620.00       | 622.38    | 600.00    | 590.00    | NP                           | 0.00                          | 9.56                       | 7.18                     | 612.82                 | -1.77                            | 22.82                 | Yes  |                       |
| MW-45S  | 5/26/2020  | 620.00       | 622.38    | 600.00    | 590.00    | NP                           | 0.00                          | 8.83                       | 6.45                     | 613.55                 | 0.73                             | 23.55                 | Yes  |                       |
| MW-45S  | 5/24/2021  | 620.00       | 622.38    | 600.00    | 590.00    | NP                           | 0.00                          | 9.27                       | 6.89                     | 613.11                 | -0.44                            | 23.11                 | Yes  |                       |
| MW-45D  | 6/28/2012  | 619.80       | 622.28    | 564.80    | 559.80    | NP                           | 0.00                          | 9.97                       | 7.49                     | 612.31                 | 612.31                           | 52.51                 | Yes  |                       |
| MW-45D  | 9/30/2012  | 619.80       | 622.28    | 564.80    | 559.80    | NP                           | 0.00                          | 12.13                      | 9.65                     | 610.15                 | -2.16                            | 50.35                 | Yes  |                       |
| MW-45D  | 12/17/2012 | 619.80       | 622.28    | 564.80    | 559.80    | NP                           | 0.00                          | 12.56                      | 10.08                    | 609.72                 | -0.43                            | 49.92                 | Yes  |                       |
| MW-45D  | 3/25/2013  | 619.80       | 622.28    | 564.80    | 559.80    | NP                           | 0.00                          | 13.24                      | 10.76                    | 609.04                 | -0.68                            | 49.24                 | Yes  |                       |
| MW-45D  | 5/6/2013   | 619.80       | 622.28    | 564.80    | 559.80    | NP                           | 0.00                          | 12.14                      | 9.66                     | 610.14                 | 1.10                             | 50.34                 | Yes  |                       |
| MW-45D  | 10/1/2013  | 619.80       | 622.28    | 564.80    | 559.80    | NP                           | 0.00                          | 11.98                      | 9.50                     | 610.30                 | 0.16                             | 50.50                 | Yes  |                       |
| MW-45D  | 5/21/2014  | 619.80       | 622.28    | 564.80    | 559.80    | NP                           | 0.00                          | 10.12                      | 7.64                     | 612.16                 | 1.86                             | 52.36                 | Yes  |                       |
| MW-45D  | 10/30/2014 | 619.80       | 622.28    | 564.80    | 559.80    | NP                           | 0.00                          | 10.49                      | 8.01                     | 611.79                 | -0.37                            | 51.99                 | Yes  |                       |
| MW-45D  | 5/5/2015   | 619.80       | 622.28    | 564.80    | 559.80    | NP                           | 0.00                          | 11.57                      | 9.09                     | 610.71                 | -1.08                            | 50.91                 | Yes  |                       |
| MW-45D  | 10/6/2015  | 619.80       | 622.28    | 564.80    | 559.80    | NP                           | 0.00                          | 10.41                      | 7.93                     | 611.87                 | 1.16                             | 52.07                 | Yes  |                       |
| MW-45D  | 5/23/2016  | 619.80       | 622.28    | 564.80    | 559.80    | NP                           | 0.00                          | 9.56                       | 7.08                     | 612.72                 | 0.85                             | 52.92                 | Yes  |                       |
| MW-45D  | 10/3/2016  | 619.80       | 622.28    | 564.80    | 559.80    | NP                           | 0.00                          | 10.12                      | 7.64                     | 612.16                 | -0.56                            | 52.36                 | Yes  |                       |
| MW-45D  | 6/29/2017  | 619.80       | 622.28    | 564.80    | 559.80    | NP                           | 0.00                          | 9.70                       | 7.22                     | 612.58                 | 0.42                             | 52.78                 | Yes  |                       |
| MW-45D  | 10/3/2017  | 619.80       | 622.28    | 564.80    | 559.80    | NP                           | 0.00                          | 8.57                       | 6.09                     | 613.71                 | 1.13                             | 53.91                 | Yes  |                       |
| MW-45D  | 6/18/2018  | 619.80       | 622.28    | 564.80    | 559.80    | NP                           | 0.00                          | 9.82                       | 7.34                     | 612.46                 | -1.25                            | 52.66                 | Yes  |                       |
| MW-45D  | 6/27/2018  | 619.80       | 622.28    | 564.80    | 559.80    | NP                           | 0.00                          | 9.85                       | 7.37                     | 612.43                 | -0.03                            | 52.63                 | Yes  |                       |
| MW-45D  | 10/8/2018  | 619.80       | 622.28    | 564.80    | 559.80    | NP                           | 0.00                          | 10.32                      | 7.84                     | 611.96                 | -0.47                            | 52.16                 | Yes  |                       |
| MW-45D  | 6/3/2019   | 619.80       | 622.28    | 564.80    | 559.80    | NP                           | 0.00                          | 9.35                       | 6.87                     | 612.93                 | 0.97                             | 53.13                 | Yes  |                       |
| MW-45D  | 10/2/2019  | 619.80       | 622.28    | 564.80    | 559.80    | NP                           | 0.00                          | 9.94                       | 7.46                     | 612.34                 | -0.59                            | 52.54                 | Yes  |                       |
| MW-45D  | 5/26/2020  | 619.80       | 622.28    | 564.80    | 559.80    | NP                           | 0.00                          | 9.43                       | 6.95                     | 612.85                 | 0.51                             | 53.05                 | Yes  |                       |
| MW-45D  | 10/5/2020  | 619.80       | 622.28    | 564.80    | 559.80    | NP                           | 0.00                          | 10.51                      | 8.03                     | 611.77                 | -1.08                            | 51.97                 | Yes  |                       |
| MW-45D  | 5/24/2021  | 619.80       | 622.28    | 564.80    | 559.80    | NP                           | 0.00                          | 10.28                      | 7.80                     | 612.00                 | 0.23                             | 52.20                 | Yes  |                       |
| MW-46S  | 6/28/2012  | 625.77       | 627.95    | 605.77    | 595.77    | NP                           | 0.00                          | 15.46                      | 13.28                    | 612.49                 | 612.49                           | 16.72                 | Yes  |                       |
| MW-46S  | 9/30/2012  | 625.77       | 627.95    | 605.77    | 595.77    | NP                           | 0.00                          | 17.45                      | 15.27                    | 610.50                 | -1.99                            | 14.73                 | Yes  |                       |
| MW-46S  | 12/17/2012 | 625.77       | 627.95    | 605.77    | 595.77    | NP                           | 0.00                          | 17.59                      | 15.41                    | 610.36                 | -0.14                            | 14.59                 | Yes  |                       |
| MW-46S  | 3/25/2013  | 625.77       | 627.95    | 605.77    | 595.77    | NP                           | 0.00                          | 18.19                      | 16.01                    | 609.76                 | -0.60                            | 13.99                 | Yes  |                       |
| MW-46S  | 5/6/2013   | 625.77       | 627.95    | 605.77    | 595.77    | NP                           | 0.00                          | 16.59                      | 14.41                    | 611.36                 | 1.60                             | 15.59                 | Yes  |                       |
| MW-46S  | 10/3/2013  | 625.77       | 627.95    | 605.77    | 595.77    | NP                           | 0.00                          | 17.29                      | 15.11                    | 610.66                 | -0.70                            | 14.89                 | Yes  |                       |
| MW-46S  | 5/20/2014  | 625.77       | 627.95    | 605.77    | 595.77    | NP                           | 0.00                          | 15.28                      | 13.10                    | 612.67                 | 2.01                             | 16.90                 | Yes  |                       |
| MW-46S  | 10/31/2014 | 625.77       | 627.95    | 605.77    | 595.77    | NP                           | 0.00                          | 16.09                      | 13.91                    | 611.86                 | -0.81                            | 16.09                 | Yes  |                       |
| MW-46S  | 5/4/2015   | 625.77       | 627.95    | 605.77    | 595.77    | NP                           | 0.00                          | 16.31                      | 14.13                    | 611.64                 | -0.22                            | 15.87                 | Yes  |                       |
| MW-46S  | 10/5/2015  | 625.77       | 627.95    | 605.77    | 595.77    | NP                           | 0.00                          | 16.27                      | 14.09                    | 611.68                 | 0.04                             | 15.91                 | Yes  |                       |
| MW-46S  | 5/23/2016  | 625.77       | 627.95    | 605.77    | 595.77    | NP                           | 0.00                          | 15.75                      | 13.57                    | 612.20                 | 0.52                             | 16.43                 | Yes  |                       |
| MW-46S  | 10/3/2016  | 625.77       | 627.95    | 605.77    | 595.77    | NP                           | 0.00                          | 15.76                      | 13.58                    | 612.19                 | -0.01                            | 16.42                 | Yes  |                       |
| MW-46S  | 6/29/2017  | 625.77       | 627.95    | 605.77    | 595.77    | NP                           | 0.00                          | 15.23                      | 13.05                    | 612.72                 | 0.53                             | 16.95                 | Yes  |                       |
| MW-46S  | 10/3/2017  | 625.77       | 627.95    | 605.77    | 595.77    | NP                           | 0.00                          | 14.32                      | 12.14                    | 613.63                 | 0.91                             | 17.86                 | Yes  |                       |
| MW-46S  | 10/8/2018  | 625.77       | 627.95    | 605.77    | 595.77    | NP                           | 0.00                          | 15.68                      | 13.50                    | 612.27                 | -1.36                            | 16.50                 | Yes  |                       |
| MW-46S  | 6/3/2019   | 625.77       | 627.95    | 605.77    | 595.77    | NP                           | 0.00                          | 15.07                      | 12.89                    | 612.88                 | 0.61                             | 17.11                 | Yes  |                       |
| MW-46S  | 10/1/2019  | 625.77       | 627.95    | 605.77    | 595.77    | NP                           | 0.00                          | 15.43                      | 13.25                    | 612.52                 | -0.36                            | 16.75                 | Yes  |                       |
| MW-46S  | 5/26/2020  | 625.77       | 627.95    | 605.77    | 595.77    | NP                           | 0.00                          | 15.25                      | 13.07                    | 612.70                 | 0.18                             | 16.93                 | Yes  |                       |
| MW-46S  | 5/24/2021  | 625.77       | 627.95    | 605.77    | 595.77    | NP                           | 0.00                          | 15.52                      | 13.34                    | 612.43                 | -0.27                            | 16.66                 | Yes  |                       |
| MW-46D  | 6/28/2012  | 625.77       | 628.05    | 567.77    | 562.77    | NP                           | 0.00                          | 16.16                      | 13.88                    | 611.89                 | 611.89                           | 49.12                 | Yes  |                       |
| MW-46D  | 9/30/2012  | 625.77       | 628.05    | 567.77    | 562.77    | NP                           | 0.00                          | 17.97                      | 15.69                    | 610.08                 | -1.81                            | 47.31                 | Yes  |                       |
| MW-46D  | 12/17/2012 | 625.77       | 628.05    | 567.77    | 562.77    | NP                           | 0.00                          | 18.37                      | 16.09                    | 609.68                 | -0.40                            | 46.91                 | Yes  |                       |
| MW-46D  | 3/25/2013  | 625.77       | 628.05    | 567.77    | 562.77    | NP                           | 0.00                          | 18.94                      | 16.66                    | 609.11                 | -0.57                            | 46.34                 | Yes  |                       |



**Table 4**  
**Groundwater and LNAPL Gauging Data - Barge Dock**  
**Former Amoco Terminal**  
**Superior, Wisconsin**

| Well ID | Date       | Ground Elev. | TOC Elev. | TOS Elev. | BOS Elev. | Depth to Product (feet BTOC) | Free Product Thickness (feet) | Depth to Water (feet BTOC) | Corrected DTW (feet bgs) | Corrected GW Elevation | Change in Corrected GW Elevation | Liquid in Well (feet) | Screen Submerged Below Water Table? (YES/NO) | Comments/Observations |
|---------|------------|--------------|-----------|-----------|-----------|------------------------------|-------------------------------|----------------------------|--------------------------|------------------------|----------------------------------|-----------------------|--|-----------------------|
| MW-46D  | 5/6/2013   | 625.77       | 628.05    | 567.77    | 562.77    | NP                           | 0.00                          | 17.88                      | 15.60                    | 610.17                 | 1.06                             | 47.40                 | Yes  |                       |
| MW-46D  | 10/1/2013  | 625.77       | 628.05    | 567.77    | 562.77    | NP                           | 0.00                          | 17.60                      | 15.32                    | 610.45                 | 0.28                             | 47.68                 | Yes  |                       |
| MW-46D  | 5/20/2014  | 625.77       | 628.05    | 567.77    | 562.77    | NP                           | 0.00                          | 16.09                      | 13.81                    | 611.96                 | 1.51                             | 49.19                 | Yes  |                       |
| MW-46D  | 10/29/2014 | 625.77       | 628.05    | 567.77    | 562.77    | NP                           | 0.00                          | 16.36                      | 14.08                    | 611.69                 | -0.27                            | 48.92                 | Yes  |                       |
| MW-46D  | 5/4/2015   | 625.77       | 628.05    | 567.77    | 562.77    | NP                           | 0.00                          | 17.30                      | 15.02                    | 610.75                 | -0.94                            | 47.98                 | Yes  |                       |
| MW-46D  | 10/5/2015  | 625.77       | 628.05    | 567.77    | 562.77    | NP                           | 0.00                          | 16.32                      | 14.04                    | 611.73                 | 0.98                             | 48.96                 | Yes  |                       |
| MW-46D  | 5/23/2016  | 625.77       | 628.05    | 567.77    | 562.77    | NP                           | 0.00                          | 15.26                      | 12.98                    | 612.79                 | 1.06                             | 50.02                 | Yes  |                       |
| MW-46D  | 10/3/2016  | 625.77       | 628.05    | 567.77    | 562.77    | NP                           | 0.00                          | 16.09                      | 13.81                    | 611.96                 | -0.83                            | 49.19                 | Yes  |                       |
| MW-46D  | 6/29/2017  | 625.77       | 628.05    | 567.77    | 562.77    | NP                           | 0.00                          | 15.72                      | 13.44                    | 612.33                 | 0.37                             | 49.56                 | Yes  |                       |
| MW-46D  | 10/3/2017  | 625.77       | 628.05    | 567.77    | 562.77    | NP                           | 0.00                          | 14.81                      | 12.53                    | 613.24                 | 0.91                             | 50.47                 | Yes  |                       |
| MW-46D  | 6/18/2018  | 625.77       | 628.05    | 567.77    | 562.77    | NP                           | 0.00                          | 15.90                      | 13.62                    | 612.15                 | -1.09                            | 49.38                 | Yes  |                       |
| MW-46D  | 10/8/2018  | 625.77       | 628.05    | 567.77    | 562.77    | NP                           | 0.00                          | 16.21                      | 13.93                    | 611.84                 | -0.31                            | 49.07                 | Yes  |                       |
| MW-46D  | 6/3/2019   | 625.77       | 628.05    | 567.77    | 562.77    | NP                           | 0.00                          | 15.40                      | 13.12                    | 612.65                 | 0.81                             | 49.88                 | Yes  |                       |
| MW-46D  | 10/1/2019  | 625.77       | 628.05    | 567.77    | 562.77    | NP                           | 0.00                          | 15.83                      | 13.55                    | 612.22                 | -0.43                            | 49.45                 | Yes  |                       |
| MW-46D  | 5/26/2020  | 625.77       | 628.05    | 567.77    | 562.77    | NP                           | 0.00                          | 15.55                      | 13.27                    | 612.50                 | 0.28                             | 49.73                 | Yes  |                       |
| MW-46D  | 10/5/2020  | 625.77       | 628.05    | 567.77    | 562.77    | NP                           | 0.00                          | 16.37                      | 14.09                    | 611.68                 | -0.82                            | 48.91                 | Yes  |                       |
| MW-46D  | 5/24/2021  | 625.77       | 628.05    | 567.77    | 562.77    | NP                           | 0.00                          | 16.23                      | 13.95                    | 611.82                 | 0.14                             | 49.05                 | Yes  |                       |
| MW-48S  | 10/3/2016  | 623.30       | 625.79    | 608.30    | 593.30    | NP                           | 0.00                          | 14.76                      | 12.27                    | 611.03                 | NA                               | 17.73                 | Yes  |                       |
| MW-48S  | 6/13/2017  | 623.30       | 625.79    | 608.30    | 593.30    | NP                           | 0.00                          | 12.98                      | 10.49                    | 612.81                 | 1.78                             | 19.51                 | Yes  |                       |
| MW-48S  | 10/3/2017  | 623.30       | 625.79    | 608.30    | 593.30    | NP                           | 0.00                          | 12.04                      | 9.55                     | 613.75                 | 0.94                             | 20.45                 | Yes  |                       |
| MW-48S  | 6/18/2018  | 623.30       | 625.79    | 608.30    | 593.30    | NP                           | 0.00                          | 12.70                      | 10.21                    | 613.09                 | -0.66                            | 19.79                 | Yes  |                       |
| MW-48S  | 10/8/2018  | 623.30       | 625.79    | 608.30    | 593.30    | NP                           | 0.00                          | 14.85                      | 12.36                    | 610.94                 | -2.15                            | 17.64                 | Yes  |                       |
| MW-48S  | 6/3/2019   | 623.30       | 625.79    | 608.30    | 593.30    | NP                           | 0.00                          | 12.41                      | 9.92                     | 613.38                 | 2.44                             | 20.08                 | Yes  |                       |
| MW-48S  | 10/1/2019  | 623.30       | 625.79    | 608.30    | 593.30    | NP                           | 0.00                          | 14.49                      | 12.00                    | 611.30                 | -2.08                            | 18.00                 | Yes  |                       |
| MW-48S  | 5/26/2020  | 623.30       | 625.79    | 608.30    | 593.30    | NP                           | 0.00                          | 13.44                      | 10.95                    | 612.35                 | 1.05                             | 19.05                 | Yes  |                       |
| MW-48S  | 5/24/2021  | 623.30       | 625.79    | 608.30    | 593.30    | NP                           | 0.00                          | 13.60                      | 11.11                    | 612.19                 | -0.16                            | 18.89                 | Yes  |                       |
| MW-48D  | 10/3/2016  | 623.24       | 625.75    | 569.24    | 564.24    | NP                           | 0.00                          | 14.02                      | 11.51                    | 611.73                 | NA                               | 47.49                 | Yes  |                       |
| MW-48D  | 6/14/2017  | 623.24       | 625.75    | 569.24    | 564.24    | NP                           | 0.00                          | 13.10                      | 10.59                    | 612.65                 | 0.92                             | 48.41                 | Yes  |                       |
| MW-48D  | 10/3/2017  | 623.24       | 625.75    | 569.24    | 564.24    | NP                           | 0.00                          | 12.19                      | 9.68                     | 613.56                 | 0.91                             | 49.32                 | Yes  |                       |
| MW-48D  | 6/18/2018  | 623.24       | 625.75    | 569.24    | 564.24    | NP                           | 0.00                          | 13.20                      | 10.69                    | 612.55                 | -1.01                            | 48.31                 | Yes  |                       |
| MW-48D  | 10/8/2018  | 623.24       | 625.75    | 569.24    | 564.24    | NP                           | 0.00                          | 14.20                      | 11.69                    | 611.55                 | -1.00                            | 47.31                 | Yes  |                       |
| MW-48D  | 6/3/2019   | 623.24       | 625.75    | 569.24    | 564.24    | NP                           | 0.00                          | 12.86                      | 10.35                    | 612.89                 | 1.34                             | 48.65                 | Yes  |                       |
| MW-48D  | 10/1/2019  | 623.24       | 625.75    | 569.24    | 564.24    | NP                           | 0.00                          | 13.04                      | 10.53                    | 612.71                 | -0.18                            | 48.47                 | Yes  |                       |
| MW-48D  | 5/26/2020  | 623.24       | 625.75    | 569.24    | 564.24    | NP                           | 0.00                          | 13.19                      | 10.68                    | 612.56                 | -0.15                            | 48.32                 | Yes  |                       |
| MW-48D  | 5/24/2021  | 623.24       | 625.75    | 569.24    | 564.24    | NP                           | 0.00                          | 13.82                      | 11.31                    | 611.93                 | -0.63                            | 47.69                 | Yes  |                       |
| MW-49S  | 10/3/2016  | 620.49       | 622.66    | 610.99    | 600.99    | NP                           | 0.00                          | 13.49                      | 11.32                    | 609.17                 | NA                               | 8.18                  | No   |                       |
| MW-49S  | 6/13/2017  | 620.49       | 622.66    | 610.99    | 600.99    | NP                           | 0.00                          | 11.60                      | 9.43                     | 611.06                 | 1.89                             | 10.07                 | Yes  |                       |
| MW-49S  | 10/3/2017  | 620.49       | 622.66    | 610.99    | 600.99    | NP                           | 0.00                          | 11.79                      | 9.62                     | 610.87                 | -0.19                            | 9.88                  | No   |                       |
| MW-49S  | 6/18/2018  | 620.49       | 622.66    | 610.99    | 600.99    | NP                           | 0.00                          | 12.12                      | 9.95                     | 610.54                 | -0.33                            | 9.55                  | No   |                       |
| MW-49S  | 10/8/2018  | 620.49       | 622.66    | 610.99    | 600.99    | NP                           | 0.00                          | 13.33                      | 11.16                    | 609.33                 | -1.21                            | 8.34                  | No   |                       |
| MW-49S  | 10/8/2018  | 620.49       | 622.66    | 610.99    | 600.99    | NP                           | 0.00                          | 10.86                      | 8.69                     | 611.80                 | 2.47                             | 10.81                 | Yes  |                       |
| MW-49S  | 10/1/2019  | 620.49       | 622.66    | 610.99    | 600.99    | NP                           | 0.00                          | 12.92                      | 10.75                    | 609.74                 | -2.06                            | 8.75                  | No   |                       |
| MW-49S  | 5/26/2020  | 620.49       | 622.66    | 610.99    | 600.99    | NP                           | 0.00                          | 12.01                      | 9.84                     | 610.65                 | 0.91                             | 9.66                  | No   |                       |
| MW-49S  | 10/5/2020  | 620.49       | 622.66    | 610.99    | 600.99    | NP                           | 0.00                          | 14.07                      | 11.90                    | 608.59                 | -2.06                            | 7.60                  | No   |                       |
| MW-49S  | 5/24/2021  | 620.49       | 622.66    | 610.99    | 600.99    | NP                           | 0.00                          | 12.43                      | 10.26                    | 610.23                 | 1.64                             | 9.24                  | No   |                       |
| MW-49D  | 10/3/2016  | 620.61       | 622.98    | 567.61    | 562.61    | NP                           | 0.00                          | 13.46                      | 11.09                    | 609.52                 | NA                               | 46.91                 | Yes  |                       |
| MW-49D  | 6/13/2017  | 620.61       | 622.98    | 567.61    | 562.61    | NP                           | 0.00                          | 12.66                      | 10.29                    | 610.32                 | 0.80                             | 47.71                 | Yes  |                       |
| MW-49D  | 10/3/2017  | 620.61       | 622.98    | 567.61    | 562.61    | NP                           | 0.00                          | 11.30                      | 8.93                     | 611.68                 | 1.36                             | 49.07                 | Yes  |                       |
| MW-49D  | 6/18/2018  | 620.61       | 622.98    | 567.61    | 562.61    | NP                           | 0.00                          | 12.77                      | 10.40                    | 610.21                 | -1.47                            | 47.60                 | Yes  |                       |

**Table 4**  
**Groundwater and LNAPL Gauging Data - Barge Dock**  
**Former Amoco Terminal**  
**Superior, Wisconsin**

| Well ID | Date       | Ground Elev. | TOC Elev. | TOS Elev. | BOS Elev. | Depth to Product (feet BTOC) | Free Product Thickness (feet) | Depth to Water (feet BTOC) | Corrected DTW (feet bgs) | Corrected GW Elevation | Change in Corrected GW Elevation | Liquid in Well (feet) | Screen Submerged Below Water Table? (YES/NO) | Comments/Observations |
|---------|------------|--------------|-----------|-----------|-----------|------------------------------|-------------------------------|----------------------------|--------------------------|------------------------|----------------------------------|-----------------------|--|-----------------------|
| MW-49D  | 10/8/2018  | 620.61       | 622.98    | 567.61    | 562.61    | NP                           | 0.00                          | 14.43                      | 12.06                    | 608.55                 | -1.66                            | 45.94                 | Yes  |                       |
| MW-49D  | 6/3/2019   | 620.61       | 622.98    | 567.61    | 562.61    | NP                           | 0.00                          | 12.37                      | 10.00                    | 610.61                 | 2.06                             | 48.00                 | Yes  |                       |
| MW-49D  | 10/1/2019  | 620.61       | 622.98    | 567.61    | 562.61    | NP                           | 0.00                          | 13.04                      | 10.67                    | 609.94                 | -0.67                            | 47.33                 | Yes  |                       |
| MW-49D  | 5/26/2020  | 620.61       | 622.98    | 567.61    | 562.61    | NP                           | 0.00                          | 12.75                      | 10.38                    | 610.23                 | 0.29                             | 47.62                 | Yes  |                       |
| MW-49D  | 5/24/2021  | 620.61       | 622.98    | 567.61    | 562.61    | NP                           | 0.00                          | 13.17                      | 10.80                    | 609.81                 | -0.42                            | 47.20                 | Yes  |                       |
| MW-50D  | 6/18/2018  | 626.07       | 628.62    | 563.07    | 560.07    | NP                           | 0.00                          | 16.65                      | 14.10                    | 611.97                 | NA                               | 51.90                 | Yes  |                       |
| MW-50D  | 10/8/2018  | 626.07       | 628.62    | 563.07    | 560.07    | NP                           | 0.00                          | 15.63                      | 13.08                    | 612.99                 | NA                               | 52.92                 | Yes  |                       |
| MW-50D  | 6/3/2019   | 626.07       | 628.62    | 563.07    | 560.07    | NP                           | 0.00                          | 14.48                      | 11.93                    | 614.14                 | NA                               | 54.07                 | Yes  |                       |
| MW-50D  | 9/30/2019  | 627.07       | 629.62    | 564.07    | 561.07    | NP                           | 0.00                          | 15.19                      | 12.64                    | 614.43                 | NA                               | 53.36                 | Yes  |                       |
| MW-50D  | 5/26/2020  | 628.07       | 630.62    | 565.07    | 562.07    | NP                           | 0.00                          | 14.56                      | 12.01                    | 616.06                 | NA                               | 53.99                 | Yes  |                       |
| MW-50D  | 5/24/2021  | 628.07       | 630.62    | 565.07    | 562.07    | NP                           | 0.00                          | 15.52                      | 12.97                    | 615.10                 | NA                               | 53.03                 | Yes  |                       |
| MW-51D  | 6/18/2018  | 625.43       | 627.43    | 562.43    | 559.43    | NP                           | 0.00                          | 14.98                      | 12.98                    | 612.45                 | NA                               | 53.02                 | Yes  |                       |
| MW-51D  | 10/8/2018  | 625.43       | 627.43    | 562.43    | 559.43    | NP                           | 0.00                          | 16.83                      | 14.83                    | 610.60                 | NA                               | 51.17                 | Yes  |                       |
| MW-51D  | 6/3/2019   | 625.43       | 627.43    | 562.43    | 559.43    | NP                           | 0.00                          | 15.98                      | 13.98                    | 611.45                 | NA                               | 52.02                 | Yes  |                       |
| MW-51D  | 9/30/2019  | 626.43       | 628.43    | 563.43    | 560.43    | NP                           | 0.00                          | 16.54                      | 14.54                    | 611.89                 | NA                               | 51.46                 | Yes  |                       |
| MW-51D  | 5/26/2020  | 627.43       | 629.43    | 564.43    | 561.43    | NP                           | 0.00                          | 16.05                      | 14.05                    | 613.38                 | NA                               | 51.95                 | Yes  |                       |
| MW-51D  | 5/24/2021  | 627.43       | 629.43    | 564.43    | 561.43    | NP                           | 0.00                          | 16.81                      | 14.81                    | 612.62                 | NA                               | 51.19                 | Yes  |                       |
| MW-52D  | 6/18/2018  | 632.28       | 634.83    | 575.28    | 572.28    | NP                           | 0.00                          | 18.35                      | 15.80                    | 616.48                 | NA                               | 44.20                 | Yes  |                       |
| MW-52D  | 10/8/2018  | 632.28       | 634.83    | 575.28    | 572.28    | NP                           | 0.00                          | 19.17                      | 16.62                    | 615.66                 | NA                               | 43.38                 | Yes  |                       |
| MW-52D  | 6/3/2019   | 632.28       | 634.83    | 575.28    | 572.28    | NP                           | 0.00                          | 17.87                      | 15.32                    | 616.96                 | NA                               | 44.68                 | Yes  |                       |
| MW-52D  | 9/30/2019  | 633.28       | 635.83    | 576.28    | 573.28    | NP                           | 0.00                          | 18.72                      | 16.17                    | 617.11                 | NA                               | 43.83                 | Yes  |                       |
| MW-52D  | 5/26/2020  | 634.28       | 636.83    | 577.28    | 574.28    | NP                           | 0.00                          | 17.67                      | 15.12                    | 619.16                 | NA                               | 44.88                 | Yes  |                       |
| MW-52D  | 5/24/2021  | 634.28       | 636.83    | 577.28    | 574.28    | NP                           | 0.00                          | 18.83                      | 16.28                    | 618.00                 | NA                               | 43.72                 | Yes  |                       |
| MW-52DD | 6/18/2018  | 632.85       | 635.65    | 548.85    | 544.85    | NP                           | 0.00                          | 19.52                      | 16.72                    | 616.13                 | NA                               | 71.28                 | Yes  |                       |
| MW-52DD | 10/8/2018  | 632.85       | 635.65    | 548.85    | 544.85    | NP                           | 0.00                          | 20.22                      | 17.42                    | 615.43                 | NA                               | 70.58                 | Yes  |                       |
| MW-52DD | 6/3/2019   | 632.85       | 635.65    | 548.85    | 544.85    | NP                           | 0.00                          | 18.84                      | 16.04                    | 616.81                 | NA                               | 71.96                 | Yes  |                       |
| MW-52DD | 9/30/2019  | 632.85       | 635.65    | 548.85    | 544.85    | NP                           | 0.00                          | 19.76                      | 16.96                    | 615.89                 | NA                               | 71.04                 | Yes  |                       |
| MW-52DD | 5/26/2020  | 632.85       | 635.65    | 548.85    | 544.85    | NP                           | 0.00                          | 18.55                      | 15.75                    | 617.10                 | NA                               | 72.25                 | Yes  |                       |
| MW-52DD | 5/24/2021  | 632.85       | 635.65    | 548.85    | 544.85    | NP                           | 0.00                          | 20.08                      | 17.28                    | 615.57                 | NA                               | 70.72                 | Yes  |                       |
| LRMW-1  | 2/8/2001   | 627.37       | 629.07    | 616.58    | 606.58    | 15.44                        | 5.77                          | 21.21                      | 14.98                    | 612.39                 | NA                               | 7.05                  | No   |                       |
| LRMW-1  | 2/23/2001  | 627.37       | 629.07    | 616.58    | 606.58    | 15.87                        | 5.32                          | 21.19                      | 15.31                    | 612.06                 | -0.33                            | 6.62                  | No   |                       |
| LRMW-1  | 4/24/2001  | 627.37       | 629.07    | 616.58    | 606.58    | 11.30                        | 9.52                          | 20.82                      | 11.65                    | 615.72                 | 3.67                             | 11.19                 | No   |                       |
| LRMW-1  | 5/23/2001  | 627.37       | 629.07    | 616.58    | 606.58    | 10.61                        | 10.46                         | 21.07                      | 11.16                    | 616.21                 | 0.49                             | 11.88                 | No   |                       |
| LRMW-1  | 10/24/2001 | 627.37       | 629.07    | 616.58    | 606.58    | 14.60                        | 6.52                          | 21.12                      | 14.30                    | 613.07                 | -3.14                            | 7.89                  | No   |                       |
| LRMW-1  | 12/20/2001 | 627.40       | 629.07    | 616.58    | 606.58    | 14.09                        | 7.07                          | 21.16                      | 13.94                    | 613.46                 | 0.39                             | 8.40                  | No   |                       |
| LRMW-1  | 1/22/2002  | 627.40       | 629.07    | 616.58    | 606.58    | 15.28                        | 5.97                          | 21.25                      | 14.89                    | 612.51                 | -0.95                            | 7.21                  | No   |                       |
| LRMW-1  | 4/24/2002  | 627.40       | 629.07    | 616.58    | 606.58    | 13.19                        | 8.08                          | 21.27                      | 13.26                    | 614.14                 | 1.64                             | 9.30                  | No   |                       |
| LRMW-1  | 5/15/2002  | 627.40       | 629.07    | 616.58    | 606.58    | 11.97                        | 9.15                          | 21.12                      | 12.27                    | 615.13                 | 0.99                             | 10.52                 | No   |                       |
| LRMW-1  | 6/27/2002  | 627.40       | 629.07    | 616.58    | 606.58    | 12.29                        | 8.84                          | 21.13                      | 12.52                    | 614.88                 | -0.25                            | 10.20                 | No   |                       |
| LRMW-1  | 7/25/2002  | 627.40       | 629.07    | 616.58    | 606.58    | 12.91                        | 8.18                          | 21.09                      | 13.00                    | 614.40                 | -0.48                            | 9.58                  | No   |                       |
| LRMW-1  | 8/20/2002  | 627.40       | 629.07    | 616.58    | 606.58    | 12.11                        | 8.92                          | 21.03                      | 12.36                    | 615.04                 | 0.64                             | 10.38                 | No   |                       |
| LRMW-1  | 9/9/2002   | 627.40       | 629.07    | 616.58    | 606.58    | 12.31                        | 8.73                          | 21.04                      | 12.52                    | 614.88                 | -0.16                            | 10.18                 | No   |                       |
| LRMW-1  | 9/30/2002  | 627.40       | 629.07    | 616.58    | 606.58    | 12.18                        | 8.84                          | 21.02                      | 12.41                    | 614.99                 | 0.11                             | 10.31                 | No   |                       |
| LRMW-1  | 11/5/2002  | 627.40       | 629.07    | 616.58    | 606.58    | 11.76                        | 9.27                          | 21.03                      | 12.08                    | 615.32                 | 0.33                             | 10.73                 | No   |                       |
| LRMW-1  | 12/23/2002 | 627.40       | 629.07    | 616.58    | 606.58    | 14.12                        | 7.16                          | 21.28                      | 13.99                    | 613.41                 | -1.91                            | 8.37                  | No   |                       |

**Table 4  
Groundwater and LNAPL Gauging Data - Barge Dock  
Former Amoco Terminal  
Superior, Wisconsin**

| Well ID | Date       | Ground Elev. | TOC Elev. | TOS Elev. | BOS Elev. | Depth to Product (feet BTOC) | Free Product Thickness (feet) | Depth to Water (feet BTOC) | Corrected DTW (feet bgs) | Corrected GW Elevation | Change in Corrected GW Elevation | Liquid in Well (feet) | Screen Submerged Below Water Table? (YES/NO) | Comments/Observations      |
|---------|------------|--------------|-----------|-----------|-----------|------------------------------|-------------------------------|----------------------------|--------------------------|------------------------|----------------------------------|-----------------------|--|----------------------------|
| LRMW-1  | 1/28/2003  | 627.40       | 629.07    | 616.58    | 606.58    | 15.35                        | 5.99                          | 21.34                      | 14.97                    | 612.43                 | -0.98                            | 7.14                  | No   |                            |
| LRMW-1  | 2/19/2003  | 627.40       | 629.07    | 616.58    | 606.58    | 15.95                        | 5.11                          | 21.06                      | 15.38                    | 612.02                 | -0.41                            | 6.54                  | No   |                            |
| LRMW-1  | 4/17/2003  | 627.40       | 629.07    | 616.58    | 606.58    | 16.08                        | 4.82                          | 20.90                      | 15.45                    | 611.95                 | -0.07                            | 6.41                  | No   |                            |
| LRMW-1  | 5/15/2003  | 627.40       | 629.07    | 616.58    | 606.58    | 14.68                        | 6.15                          | 20.83                      | 14.33                    | 613.07                 | 1.11                             | 7.81                  | No   |                            |
| LRMW-1  | 6/10/2003  | 627.40       | 629.07    | 616.58    | 606.58    | 14.28                        | 6.44                          | 20.72                      | 13.99                    | 613.41                 | 0.34                             | 8.21                  | No   |                            |
| LRMW-1  | 7/30/2003  | 627.40       | 629.07    | 616.58    | 606.58    | 14.22                        | 6.40                          | 20.62                      | 13.93                    | 613.47                 | 0.07                             | 8.27                  | No   |                            |
| LRMW-1  | 9/10/2003  | 627.40       | 629.07    | 616.58    | 606.58    | 15.75                        | 5.08                          | 20.83                      | 15.17                    | 612.23                 | -1.25                            | 6.74                  | No   |                            |
| LRMW-1  | 10/23/2003 | 627.40       | 629.07    | 616.58    | 606.58    | 15.88                        | 4.98                          | 20.86                      | 15.28                    | 612.12                 | -0.11                            | 6.61                  | No   |                            |
| LRMW-1  | 12/3/2003  | 626.53       | 629.03    | 616.54    | 606.54    | 16.08                        | 4.59                          | 20.67                      | 14.57                    | 611.96                 | -0.16                            | 6.41                  | No   |                            |
| LRMW-1  | 1/8/2004   | 626.53       | 629.03    | 616.54    | 606.54    | 16.78                        | 4.08                          | 20.86                      | 15.16                    | 611.37                 | -0.59                            | 5.71                  | No   |                            |
| LRMW-1  | 4/19/2004  | 626.53       | 629.03    | 616.54    | 606.54    | 15.06                        | 5.94                          | 21.00                      | 13.84                    | 612.69                 | 1.32                             | 7.43                  | No   |                            |
| LRMW-1  | 7/27/2004  | 626.53       | 629.03    | 616.54    | 606.54    | 14.16                        | 6.35                          | 20.51                      | 13.02                    | 613.51                 | 0.81                             | 8.33                  | No   |                            |
| LRMW-1  | 11/15/2004 | 626.53       | 629.03    | 616.54    | 606.54    | 12.69                        | 7.66                          | 20.35                      | 11.84                    | 614.69                 | 1.19                             | 9.80                  | No   |                            |
| LRMW-1  | 4/18/2005  | 626.53       | 629.03    | 616.54    | 606.54    | 12.78                        | 7.68                          | 20.46                      | 11.93                    | 614.60                 | -0.09                            | 9.71                  | No   |                            |
| LRMW-1  | 9/9/2005   | 626.53       | 629.03    | 616.54    | 606.54    | 14.89                        | 5.48                          | 20.37                      | 13.57                    | 612.96                 | -1.64                            | 7.60                  | No   |                            |
| LRMW-1  | 10/11/2005 | 626.53       | 629.03    | 616.54    | 606.54    | 14.38                        | 5.56                          | 19.94                      | 13.07                    | 613.46                 | 0.49                             | 8.11                  | No   |                            |
| LRMW-1  | 5/23/2006  | 626.53       | 629.03    | 616.54    | 606.54    | 11.24                        | 9.01                          | 20.25                      | 10.68                    | 615.85                 | 2.40                             | 11.25                 | No   |                            |
| LRMW-1  | 10/16/2006 | 626.53       | 629.03    | 616.54    | 606.54    | 14.90                        | 5.35                          | 20.25                      | 13.55                    | 612.98                 | -2.87                            | 7.59                  | No   |                            |
| LRMW-1  | 4/23/2007  | 626.53       | 629.03    | 616.54    | 606.54    | 14.27                        | 6.36                          | 20.63                      | 13.14                    | 613.39                 | 0.41                             | 8.22                  | No   |                            |
| LRMW-1  | 9/25/2007  | 626.53       | 629.03    | 616.54    | 606.54    | 14.68                        | 5.60                          | 20.28                      | 13.38                    | 613.15                 | -0.25                            | 7.81                  | No   |                            |
| LRMW-1  | 5/1/2008   | 626.53       | 629.03    | 616.54    | 606.54    | 11.06                        | 8.73                          | 19.79                      | 10.44                    | 616.09                 | 2.95                             | 11.43                 | No   |                            |
| LRMW-1  | 10/20/2008 | 626.53       | 629.03    | 616.54    | 606.54    | 11.84                        | 7.99                          | 19.83                      | 11.06                    | 615.47                 | -0.62                            | 10.65                 | No   |                            |
| LRMW-1  | 4/18/2009  | 626.53       | 629.03    | 616.54    | 606.54    | 13.82                        | 5.94                          | 19.76                      | 12.60                    | 613.93                 | -1.54                            | 8.67                  | No   |                            |
| LRMW-1  | 4/28/2010  | 626.53       | 629.03    | 616.54    | 606.54    | 13.86                        | 6.28                          | 20.14                      | 12.71                    | 613.82                 | -0.11                            | 8.63                  | No   |                            |
| LRMW-1  | 10/25/2010 | 626.53       | 629.03    | 616.54    | 606.54    | 11.78                        | 8.13                          | 19.91                      | 11.03                    | 615.50                 | 1.68                             | 10.71                 | No   |                            |
| LRMW-1  | 4/25/2011  | 626.53       | 629.03    | 616.54    | 606.54    | 12.44                        | 7.08                          | 19.52                      | 11.46                    | 615.07                 | -0.43                            | 10.05                 | No   |                            |
| LRMW-1  | 9/14/2011  | 626.53       | 629.03    | 616.54    | 606.54    | 12.87                        | 7.05                          | 19.92                      | 11.88                    | 614.65                 | -0.42                            | 9.62                  | No   |                            |
| LRMW-1  | 9/23/2011  | 626.53       | 629.03    | 616.54    | 606.54    | 13.22                        | 6.71                          | 19.93                      | 12.16                    | 614.37                 | -0.28                            | 9.27                  | No   |                            |
| LRMW-1  | 9/29/2011  | 626.53       | 629.03    | 616.54    | 606.54    | 13.34                        | 6.59                          | 19.93                      | 12.26                    | 614.27                 | -0.09                            | 9.15                  | No   |                            |
| LRMW-1  | 10/7/2011  | 626.53       | 629.03    | 616.54    | 606.54    | 13.96                        | 5.97                          | 19.93                      | 12.74                    | 613.79                 | -0.49                            | 8.53                  | No   |                            |
| LRMW-1  | 10/11/2011 | 626.53       | 629.03    | 616.54    | 606.54    | 14.15                        | 5.73                          | 19.88                      | 12.88                    | 613.65                 | -0.14                            | 8.34                  | No   |                            |
| LRMW-1  | 10/21/2011 | 626.53       | 629.03    | 616.54    | 606.54    | 13.97                        | 5.97                          | 19.94                      | 12.75                    | 613.78                 | 0.13                             | 8.52                  | No   |                            |
| LRMW-1  | 10/27/2011 | 626.53       | 629.03    | 616.54    | 606.54    | 14.10                        | 5.87                          | 19.97                      | 12.86                    | 613.67                 | -0.11                            | 8.39                  | No   |                            |
| LRMW-1  | 11/3/2011  | 626.53       | 629.03    | 616.54    | 606.54    | 14.42                        | 5.56                          | 19.98                      | 13.11                    | 613.42                 | -0.25                            | 8.07                  | No   |                            |
| LRMW-1  | 11/9/2011  | 626.53       | 629.03    | 616.54    | 606.54    | 14.37                        | 5.60                          | 19.97                      | 13.07                    | 613.46                 | 0.04                             | 8.12                  | No   |                            |
| LRMW-1  | 11/17/2011 | 626.53       | 629.03    | 616.54    | 606.54    | 14.73                        | 5.29                          | 20.02                      | 13.37                    | 613.16                 | -0.29                            | 7.76                  | No   |                            |
| LRMW-1  | 11/22/2011 | 626.53       | 629.03    | 616.54    | 606.54    | 14.78                        | 5.24                          | 20.02                      | 13.41                    | 613.12                 | -0.04                            | 7.71                  | No   |                            |
| LRMW-1  | 12/1/2011  | 626.53       | 629.03    | 616.54    | 606.54    | 15.03                        | 5.04                          | 20.07                      | 13.61                    | 612.92                 | -0.21                            | 7.46                  | No   |                            |
| LRMW-1  | 1/4/2012   | 626.53       | 629.03    | 616.54    | 606.54    | 15.60                        | 4.51                          | 20.11                      | 14.07                    | 612.46                 | -0.46                            | 6.89                  | No   |                            |
| LRMW-1  | 2/16/2012  | 626.53       | 629.03    | 616.54    | 606.54    | 16.50                        | 3.61                          | 20.11                      | 14.78                    | 611.75                 | -0.71                            | 5.99                  | No   |                            |
| LRMW-1  | 3/13/2012  | 626.53       | 629.03    | 616.54    | 606.54    | 18.37                        | 1.70                          | 20.07                      | 16.24                    | 610.29                 | -1.46                            | 4.12                  | No   |                            |
| LRMW-1  | 4/12/2012  | 626.53       | 629.03    | 616.54    | 606.54    | 15.41                        | 4.63                          | 20.04                      | 13.90                    | 612.63                 | 2.33                             | 7.08                  | No   |                            |
| LRMW-1  | 4/16/2012  | 626.53       | 629.03    | 616.54    | 606.54    | 15.54                        | 2.73                          | 18.27                      | 13.63                    | 612.90                 | 0.28                             | 6.95                  | No   | Spill Buddy Before Reading |

**Table 4**  
**Groundwater and LNAPL Gauging Data - Barge Dock**  
**Former Amoco Terminal**  
**Superior, Wisconsin**

| Well ID | Date       | Ground Elev. | TOC Elev. | TOS Elev. | BOS Elev. | Depth to Product (feet BTOC) | Free Product Thickness (feet) | Depth to Water (feet BTOC) | Corrected DTW (feet bgs) | Corrected GW Elevation | Change in Corrected GW Elevation | Liquid in Well (feet) | Screen Submerged Below Water Table? (YES/NO) | Comments/Observations      |
|---------|------------|--------------|-----------|-----------|-----------|------------------------------|-------------------------------|----------------------------|--------------------------|------------------------|----------------------------------|-----------------------|--|----------------------------|
| LRMW-1  | 5/18/2012  | 626.53       | 629.03    | 616.54    | 606.54    | 14.52                        | 3.01                          | 17.53                      | 12.67                    | 613.86                 | 0.96                             | 7.97                  | No   |                            |
| LRMW-1  | 6/28/2012  | 626.53       | 629.03    | 616.54    | 606.54    | 11.00                        | 4.08                          | 15.08                      | 9.38                     | 617.15                 | 3.29                             | 11.49                 | Yes  |                            |
| LRMW-1  | 7/10/2012  | 626.53       | 629.03    | 616.54    | 606.54    | 12.57                        | 3.11                          | 15.68                      | 10.74                    | 615.79                 | -1.36                            | 9.92                  | No   |                            |
| LRMW-1  | 7/24/2012  | 626.53       | 629.03    | 616.54    | 606.54    | 14.26                        | 1.02                          | 15.28                      | 11.98                    | 614.55                 | -1.24                            | 8.23                  | No   | Spill Buddy Before Reading |
| LRMW-1  | 8/17/2012  | 626.53       | 629.03    | 616.54    | 606.54    | 14.87                        | 1.06                          | 15.93                      | 12.60                    | 613.93                 | -0.62                            | 7.62                  | No   |                            |
| LRMW-1  | 8/28/2012  | 626.53       | 629.03    | 616.54    | 606.54    | 15.22                        | 1.12                          | 16.34                      | 12.96                    | 613.57                 | -0.36                            | 7.27                  | No   |                            |
| LRMW-1  | 9/17/2012  | 626.53       | 629.03    | 616.54    | 606.54    | 16.03                        | 0.45                          | 16.48                      | 13.63                    | 612.90                 | -0.67                            | 6.46                  | No   | Spill Buddy Before Reading |
| LRMW-1  | 9/28/2012  | 626.53       | 629.03    | 616.54    | 606.54    | 16.32                        | 0.45                          | 16.77                      | 13.92                    | 612.61                 | -0.29                            | 6.17                  | No   |                            |
| LRMW-1  | 9/30/2012  | 626.53       | 629.03    | 616.54    | 606.54    | 16.40                        | 0.20                          | 16.60                      | 13.94                    | 612.59                 | -0.03                            | 6.09                  | No   | Spill Buddy Before Reading |
| LRMW-1  | 11/21/2012 | 626.53       | 629.03    | 616.54    | 606.54    | 16.66                        | 0.26                          | 16.92                      | 14.22                    | 612.31                 | -0.27                            | 5.83                  | No   |                            |
| LRMW-1  | 12/17/2012 | 626.53       | 629.03    | 616.54    | 606.54    | 16.84                        | 0.26                          | 17.10                      | 14.40                    | 612.13                 | -0.18                            | 5.65                  | No   |                            |
| LRMW-1  | 3/25/2013  | 626.53       | 629.03    | 616.54    | 606.54    | 17.91                        | 0.31                          | 18.22                      | 15.48                    | 611.05                 | -1.08                            | 4.58                  | No   |                            |
| LRMW-1  | 5/6/2013   | 626.53       | 629.03    | 616.54    | 606.54    | 15.32                        | 0.18                          | 15.50                      | 12.86                    | 613.67                 | 2.62                             | 7.17                  | No   |                            |
| LRMW-1  | 10/3/2013  | 626.53       | 629.03    | 616.54    | 606.54    | 16.31                        | 0.25                          | 16.56                      | 13.86                    | 612.67                 | -1.01                            | 6.18                  | No   |                            |
| LRMW-1  | 5/22/2014  | 626.53       | 629.03    | 616.54    | 606.54    | 12.01                        | 0.23                          | 12.24                      | 9.56                     | 616.97                 | 4.30                             | 10.48                 | Yes  |                            |
| LRMW-1  | 10/31/2014 | 626.53       | 629.03    | 616.54    | 606.54    | 14.53                        | 0.16                          | 14.69                      | 12.06                    | 614.47                 | -2.50                            | 7.96                  | No   |                            |
| LRMW-1  | 4/15/2015  | 626.53       | 629.03    | 616.54    | 606.54    | 16.27                        | 0.18                          | 16.45                      | 13.81                    | 612.72                 | -1.74                            | 6.22                  | No   |                            |
| LRMW-1  | 4/22/2015  | 626.53       | 629.03    | 616.54    | 606.54    | 15.63                        | 0.09                          | 15.72                      | 13.15                    | 613.38                 | 0.66                             | 6.86                  | No   |                            |
| LRMW-1  | 4/29/2015  | 626.53       | 629.03    | 616.54    | 606.54    | 15.42                        | 0.09                          | 15.51                      | 12.94                    | 613.59                 | 0.21                             | 7.07                  | No   |                            |
| LRMW-1  | 5/6/2015   | 626.53       | 629.03    | 616.54    | 606.54    | 15.43                        | 0.09                          | 15.52                      | 12.95                    | 613.58                 | -0.01                            | 7.06                  | No   |                            |
| LRMW-1  | 5/12/2015  | 626.53       | 629.03    | 616.54    | 606.54    | 14.80                        | 0.07                          | 14.87                      | 12.32                    | 614.21                 | 0.63                             | 7.69                  | No   |                            |
| LRMW-1  | 6/9/2015   | 626.53       | 629.03    | 616.54    | 606.54    | NP                           | 0.00                          | 13.73                      | 11.23                    | 615.30                 | 1.09                             | 8.76                  | No   |                            |
| LRMW-1  | 10/5/2015  | 626.53       | 629.03    | 616.54    | 606.54    | NP                           | 0.00                          | 13.80                      | 11.30                    | 615.23                 | -0.07                            | 8.69                  | No   |                            |
| LRMW-1  | 5/23/2016  | 626.53       | 629.03    | 616.54    | 606.54    | NP                           | 0.00                          | 12.19                      | 9.69                     | 616.84                 | 1.61                             | 10.30                 | Yes  |                            |
| LRMW-1  | 10/3/2016  | 626.53       | 629.03    | 616.54    | 606.54    | NP                           | 0.00                          | 13.88                      | 11.38                    | 615.15                 | -1.69                            | 8.61                  | No   |                            |
| LRMW-1  | 5/2/2017   | 626.53       | 629.03    | 616.54    | 606.54    | NP                           | 0.00                          | 12.03                      | 9.53                     | 617.00                 | 1.85                             | 10.46                 | Yes  |                            |
| LRMW-1  | 5/22/2017  | 626.53       | 629.03    | 616.54    | 606.54    | NP                           | 0.00                          | 10.89                      | 8.39                     | 618.14                 | 1.14                             | 11.60                 | Yes  |                            |
| LRMW-1  | 5/31/2017  | 626.53       | 629.03    | 616.54    | 606.54    | NP                           | 0.00                          | 11.00                      | 8.50                     | 618.03                 | -0.11                            | 11.49                 | Yes  |                            |
| LRMW-1  | 8/8/2017   | 626.53       | 629.03    | 616.54    | 606.54    | NP                           | 0.00                          | 12.80                      | 10.30                    | 616.23                 | -1.80                            | 9.69                  | No   |                            |
| LRMW-1  | 8/15/2017  | 626.53       | 629.03    | 616.54    | 606.54    | NP                           | 0.00                          | 12.05                      | 9.55                     | 616.98                 | 0.75                             | 10.44                 | Yes  |                            |
| LRMW-1  | 5/30/2018  | 626.53       | 629.03    | 616.54    | 606.54    | NP                           | 0.00                          | 13.82                      | 11.32                    | 615.21                 | -1.77                            | 8.67                  | No   |                            |
| LRMW-1  | 6/18/2018  | 626.53       | 629.03    | 616.54    | 606.54    | NP                           | 0.00                          | 12.34                      | 9.84                     | 616.69                 | 1.48                             | 10.15                 | Yes  |                            |
| LRMW-1  | 6/27/2018  | 626.53       | 629.03    | 616.54    | 606.54    | NP                           | 0.00                          | 12.75                      | 10.25                    | 616.28                 | -0.41                            | 9.74                  | No   |                            |
| LRMW-1  | 6/3/2019   | 626.53       | 629.03    | 616.54    | 606.54    | NP                           | 0.00                          | 12.11                      | 9.61                     | 616.92                 | 0.64                             | 10.38                 | Yes  |                            |
| LRMW-1  | 5/26/2020  | 626.53       | 629.03    | 616.54    | 606.54    | NP                           | 0.00                          | 12.52                      | 10.02                    | 616.51                 | -0.41                            | 9.97                  | No   |                            |
| LRMW-1  | 5/24/2021  | 626.53       | 629.03    | 616.54    | 606.54    | NP                           | 0.00                          | 13.27                      | 10.77                    | 615.76                 | -0.75                            | 9.22                  | No   |                            |
| LRMW-2  | 2/8/2001   | 626.30       | 629.37    | 616.70    | 606.70    | 15.87                        | 5.25                          | 21.12                      | 13.93                    | 612.37                 | NA                               | 6.80                  | No   |                            |
| LRMW-2  | 2/23/2001  | 626.30       | 629.37    | 616.70    | 606.70    | 16.31                        | 4.87                          | 21.18                      | 14.29                    | 612.01                 | -0.36                            | 6.36                  | No   |                            |
| LRMW-2  | 4/24/2001  | 626.30       | 629.37    | 616.70    | 606.70    | 11.91                        | 8.79                          | 20.70                      | 10.73                    | 615.57                 | 3.56                             | 10.76                 | No   |                            |
| LRMW-2  | 5/23/2001  | 626.30       | 629.37    | 616.70    | 606.70    | 11.04                        | 10.08                         | 21.12                      | 10.14                    | 616.16                 | 0.59                             | 11.63                 | No   |                            |
| LRMW-2  | 10/24/2001 | 626.30       | 629.37    | 616.70    | 606.70    | 15.02                        | 6.05                          | 21.07                      | 13.25                    | 613.05                 | -3.11                            | 7.65                  | No   |                            |
| LRMW-2  | 12/20/2001 | 626.30       | 629.37    | 616.70    | 606.70    | 14.49                        | 6.82                          | 21.31                      | 12.89                    | 613.41                 | 0.36                             | 8.18                  | No   |                            |
| LRMW-2  | 1/22/2002  | 626.30       | 629.37    | 616.70    | 606.70    | 15.53                        | 5.79                          | 21.32                      | 13.70                    | 612.60                 | -0.82                            | 7.14                  | No   |                            |

**Table 4**  
**Groundwater and LNAPL Gauging Data - Barge Dock**  
**Former Amoco Terminal**  
**Superior, Wisconsin**

| Well ID | Date       | Ground Elev. | TOC Elev. | TOS Elev. | BOS Elev. | Depth to Product (feet BTOC) | Free Product Thickness (feet) | Depth to Water (feet BTOC) | Corrected DTW (feet bgs) | Corrected GW Elevation | Change in Corrected GW Elevation | Liquid in Well (feet) | Screen Submerged Below Water Table? (YES/NO) | Comments/Observations |
|---------|------------|--------------|-----------|-----------|-----------|------------------------------|-------------------------------|----------------------------|--------------------------|------------------------|----------------------------------|-----------------------|--|-----------------------|
| LRMW-2  | 4/24/2002  | 626.30       | 629.37    | 616.70    | 606.70    | 13.67                        | <b>7.64</b>                   | 21.31                      | 12.24                    | 614.06                 | 1.46                             | 9.00                  | No   |                       |
| LRMW-2  | 5/15/2002  | 626.30       | 629.37    | 616.70    | 606.70    | 12.45                        | <b>8.72</b>                   | 21.17                      | 11.25                    | 615.05                 | 0.99                             | 10.22                 | No   |                       |
| LRMW-2  | 6/27/2002  | 626.30       | 629.37    | 616.70    | 606.70    | 12.77                        | <b>8.33</b>                   | 21.10                      | 11.49                    | 614.81                 | -0.24                            | 9.90                  | No   |                       |
| LRMW-2  | 7/25/2002  | 626.30       | 629.37    | 616.70    | 606.70    | 13.33                        | <b>7.82</b>                   | 21.15                      | 11.94                    | 614.36                 | -0.45                            | 9.34                  | No   |                       |
| LRMW-2  | 8/20/2002  | 626.30       | 629.37    | 616.70    | 606.70    | 12.58                        | <b>8.48</b>                   | 21.06                      | 11.33                    | 614.97                 | 0.61                             | 10.09                 | No   |                       |
| LRMW-2  | 9/9/2002   | 626.30       | 629.37    | 616.70    | 606.70    | 12.77                        | <b>8.31</b>                   | 21.08                      | 11.49                    | 614.81                 | -0.15                            | 9.90                  | No   |                       |
| LRMW-2  | 9/30/2002  | 626.30       | 629.37    | 616.70    | 606.70    | 12.58                        | <b>8.45</b>                   | 21.03                      | 11.33                    | 614.97                 | 0.16                             | 10.09                 | No   |                       |
| LRMW-2  | 11/5/2002  | 626.30       | 629.37    | 616.70    | 606.70    | 12.20                        | <b>8.80</b>                   | 21.00                      | 11.02                    | 615.28                 | 0.30                             | 10.47                 | No   |                       |
| LRMW-2  | 12/23/2002 | 626.30       | 629.37    | 616.70    | 606.70    | 14.54                        | <b>6.70</b>                   | 21.24                      | 12.91                    | 613.39                 | -1.89                            | 8.13                  | No   |                       |
| LRMW-2  | 1/28/2003  | 626.30       | 629.37    | 616.70    | 606.70    | 15.75                        | <b>5.53</b>                   | 21.28                      | 13.87                    | 612.43                 | -0.96                            | 6.92                  | No   |                       |
| LRMW-2  | 2/19/2003  | 626.30       | 629.37    | 616.70    | 606.70    | 16.43                        | <b>4.33</b>                   | 20.76                      | 14.29                    | 612.01                 | -0.42                            | 6.24                  | No   |                       |
| LRMW-2  | 4/17/2003  | 626.30       | 629.37    | 616.70    | 606.70    | 16.61                        | <b>3.89</b>                   | 20.50                      | 14.38                    | 611.92                 | -0.09                            | 6.06                  | No   |                       |
| LRMW-2  | 5/15/2003  | 626.30       | 629.37    | 616.70    | 606.70    | 15.35                        | <b>5.03</b>                   | 20.38                      | 13.36                    | 612.94                 | 1.02                             | 7.32                  | No   |                       |
| LRMW-2  | 6/10/2003  | 626.30       | 629.37    | 616.70    | 606.70    | 14.83                        | <b>5.45</b>                   | 20.28                      | 12.93                    | 613.37                 | 0.43                             | 7.84                  | No   |                       |
| LRMW-2  | 7/30/2003  | 626.30       | 629.37    | 616.70    | 606.70    | 14.72                        | <b>5.56</b>                   | 20.28                      | 12.84                    | 613.46                 | 0.09                             | 7.95                  | No   |                       |
| LRMW-2  | 9/10/2003  | 626.30       | 629.37    | 616.70    | 606.70    | 16.23                        | <b>4.24</b>                   | 20.47                      | 14.07                    | 612.23                 | -1.23                            | 6.44                  | No   |                       |
| LRMW-2  | 10/23/2003 | 626.30       | 629.37    | 616.70    | 606.70    | 16.38                        | <b>4.07</b>                   | 20.45                      | 14.18                    | 612.12                 | -0.11                            | 6.29                  | No   |                       |
| LRMW-2  | 12/3/2003  | 626.93       | 629.41    | 616.74    | 606.74    | 16.57                        | <b>3.66</b>                   | 20.23                      | 14.88                    | 612.05                 | -0.06                            | 6.10                  | No   |                       |
| LRMW-2  | 1/8/2004   | 626.93       | 629.41    | 616.74    | 606.74    | 17.23                        | <b>3.31</b>                   | 20.54                      | 15.46                    | 611.47                 | -0.58                            | 5.44                  | No   |                       |
| LRMW-2  | 4/19/2004  | 626.93       | 629.41    | 616.74    | 606.74    | 15.55                        | <b>5.19</b>                   | 20.74                      | 14.19                    | 612.74                 | 1.28                             | 7.12                  | No   |                       |
| LRMW-2  | 7/27/2004  | 626.93       | 629.41    | 616.74    | 606.74    | 14.67                        | <b>5.37</b>                   | 20.04                      | 13.34                    | 613.59                 | 0.84                             | 8.00                  | No   |                       |
| LRMW-2  | 11/15/2004 | 626.93       | 629.41    | 616.74    | 606.74    | 13.28                        | <b>6.36</b>                   | 19.64                      | 12.17                    | 614.76                 | 1.18                             | 9.39                  | No   |                       |
| LRMW-2  | 4/18/2005  | 626.93       | 629.41    | 616.74    | 606.74    | 13.31                        | <b>6.67</b>                   | 19.98                      | 12.26                    | 614.67                 | -0.10                            | 9.36                  | No   |                       |
| LRMW-2  | 9/9/2005   | 626.93       | 629.41    | 616.74    | 606.74    | 15.30                        | <b>4.71</b>                   | 20.01                      | 13.83                    | 613.10                 | -1.57                            | 7.37                  | No   |                       |
| LRMW-2  | 10/11/2005 | 626.93       | 629.41    | 616.74    | 606.74    | 13.28                        | <b>5.81</b>                   | 19.09                      | 12.05                    | 614.88                 | 1.78                             | 9.39                  | No   |                       |
| LRMW-2  | 5/23/2006  | 626.93       | 629.41    | 616.74    | 606.74    | 11.88                        | <b>7.62</b>                   | 19.50                      | 11.04                    | 615.89                 | 1.01                             | 10.79                 | No   |                       |
| LRMW-2  | 10/16/2006 | 626.93       | 629.41    | 616.74    | 606.74    | 15.38                        | <b>4.46</b>                   | 19.84                      | 13.86                    | 613.07                 | -2.82                            | 7.29                  | No   |                       |
| LRMW-2  | 4/23/2007  | 626.93       | 629.41    | 616.74    | 606.74    | 15.04                        | <b>4.64</b>                   | 19.68                      | 13.56                    | 613.37                 | 0.30                             | 7.63                  | No   |                       |
| LRMW-2  | 9/25/2007  | 626.93       | 629.28    | 616.61    | 606.61    | 15.39                        | <b>3.86</b>                   | 19.25                      | 13.87                    | 613.06                 | -0.31                            | 7.28                  | No   |                       |
| LRMW-2  | 5/1/2008   | 626.93       | 629.28    | 616.61    | 606.61    | 11.80                        | <b>7.35</b>                   | 19.15                      | 11.03                    | 615.90                 | 2.84                             | 10.87                 | No   |                       |
| LRMW-2  | 10/20/2008 | 626.93       | 629.28    | 616.61    | 606.61    | 12.13                        | <b>6.59</b>                   | 18.72                      | 11.20                    | 615.73                 | -0.17                            | 10.54                 | No   |                       |
| LRMW-2  | 4/18/2009  | 626.93       | 629.28    | 616.61    | 606.61    | 13.22                        | <b>5.59</b>                   | 18.81                      | 12.07                    | 614.86                 | -0.88                            | 9.45                  | No   |                       |
| LRMW-2  | 10/11/2009 | 626.93       | 629.28    | 616.61    | 606.61    | 14.70                        | <b>4.95</b>                   | 19.65                      | 13.41                    | 613.52                 | -1.34                            | 7.97                  | No   |                       |
| LRMW-2  | 4/28/2010  | 626.93       | 629.28    | 616.61    | 606.61    | 14.44                        | <b>4.96</b>                   | 19.40                      | 13.16                    | 613.77                 | 0.26                             | 8.23                  | No   |                       |
| LRMW-2  | 10/25/2010 | 626.93       | 629.28    | 616.61    | 606.61    | 12.12                        | <b>7.34</b>                   | 19.46                      | 11.35                    | 615.58                 | 1.81                             | 10.55                 | No   |                       |
| LRMW-2  | 4/25/2011  | 626.93       | 629.28    | 616.61    | 606.61    | 12.73                        | <b>6.01</b>                   | 18.74                      | 11.67                    | 615.26                 | -0.32                            | 9.94                  | No   |                       |
| LRMW-2  | 9/14/2011  | 626.93       | 629.28    | 616.61    | 606.61    | 13.01                        | <b>7.07</b>                   | 20.08                      | 12.18                    | 614.75                 | -0.51                            | 9.66                  | No   |                       |
| LRMW-2  | 9/23/2011  | 626.93       | 629.28    | 616.61    | 606.61    | 13.47                        | <b>6.26</b>                   | 19.73                      | 12.47                    | 614.46                 | -0.29                            | 9.20                  | No   |                       |
| LRMW-2  | 9/29/2011  | 626.93       | 629.28    | 616.61    | 606.61    | 13.60                        | <b>6.04</b>                   | 19.64                      | 12.55                    | 614.38                 | -0.08                            | 9.07                  | No   |                       |
| LRMW-2  | 10/7/2011  | 626.93       | 629.28    | 616.61    | 606.61    | 13.87                        | <b>5.71</b>                   | 19.58                      | 12.75                    | 614.18                 | -0.20                            | 8.80                  | No   |                       |
| LRMW-2  | 10/11/2011 | 626.93       | 629.28    | 616.61    | 606.61    | 14.39                        | <b>5.60</b>                   | 19.99                      | 13.24                    | 613.69                 | -0.50                            | 8.28                  | No   |                       |
| LRMW-2  | 10/21/2011 | 626.93       | 629.28    | 616.61    | 606.61    | 14.25                        | <b>5.36</b>                   | 19.61                      | 13.05                    | 613.88                 | 0.19                             | 8.42                  | No   |                       |
| LRMW-2  | 10/27/2011 | 626.93       | 629.28    | 616.61    | 606.61    | 14.40                        | <b>5.74</b>                   | 20.14                      | 13.28                    | 613.65                 | -0.23                            | 8.27                  | No   |                       |

**Table 4**  
**Groundwater and LNAPL Gauging Data - Barge Dock**  
**Former Amoco Terminal**  
**Superior, Wisconsin**

| Well ID | Date       | Ground Elev. | TOC Elev. | TOS Elev. | BOS Elev. | Depth to Product (feet BTOC) | Free Product Thickness (feet) | Depth to Water (feet BTOC) | Corrected DTW (feet bgs) | Corrected GW Elevation | Change in Corrected GW Elevation | Liquid in Well (feet) | Screen Submerged Below Water Table? (YES/NO) | Comments/Observations      |
|---------|------------|--------------|-----------|-----------|-----------|------------------------------|-------------------------------|----------------------------|--------------------------|------------------------|----------------------------------|-----------------------|--|----------------------------|
| LRMW-2  | 11/3/2011  | 626.93       | 629.28    | 616.61    | 606.61    | 14.68                        | 5.09                          | 19.77                      | 13.42                    | 613.51                 | -0.14                            | 7.99                  | No   |                            |
| LRMW-2  | 11/9/2011  | 626.93       | 629.28    | 616.61    | 606.61    | 14.67                        | 4.90                          | 19.57                      | 13.37                    | 613.56                 | 0.05                             | 8.00                  | No   |                            |
| LRMW-2  | 11/17/2011 | 626.93       | 629.28    | 616.61    | 606.61    | 15.02                        | 4.71                          | 19.73                      | 13.68                    | 613.25                 | -0.31                            | 7.65                  | No   |                            |
| LRMW-2  | 11/22/2011 | 626.93       | 629.28    | 616.61    | 606.61    | 15.07                        | 4.56                          | 19.63                      | 13.70                    | 613.23                 | -0.02                            | 7.60                  | No   |                            |
| LRMW-2  | 12/1/2011  | 626.93       | 629.28    | 616.61    | 606.61    | 15.30                        | 4.52                          | 19.82                      | 13.92                    | 613.01                 | -0.22                            | 7.37                  | No   |                            |
| LRMW-2  | 1/4/2012   | 626.93       | 629.28    | 616.61    | 606.61    | 15.90                        | 3.86                          | 19.76                      | 14.38                    | 612.55                 | -0.46                            | 6.77                  | No   |                            |
| LRMW-2  | 2/16/2012  | 626.93       | 629.28    | 616.61    | 606.61    | 16.80                        | 2.94                          | 19.74                      | 15.08                    | 611.85                 | -0.70                            | 5.87                  | No   |                            |
| LRMW-2  | 3/13/2012  | 626.93       | 629.28    | 616.61    | 606.61    | 16.78                        | 2.67                          | 19.45                      | 15.00                    | 611.93                 | 0.08                             | 5.89                  | No   |                            |
| LRMW-2  | 4/11/2012  | 626.93       | 629.28    | 616.61    | 606.61    | 15.85                        | 3.55                          | 19.40                      | 14.26                    | 612.67                 | 0.74                             | 6.82                  | No   |                            |
| LRMW-2  | 4/16/2012  | 626.93       | 629.28    | 616.61    | 606.61    | 16.02                        | 1.29                          | 17.31                      | 13.95                    | 612.98                 | 0.32                             | 6.65                  | No   | Spill Buddy Before Reading |
| LRMW-2  | 5/18/2012  | 626.93       | 629.28    | 616.61    | 606.61    | 14.77                        | 2.46                          | 17.23                      | 12.95                    | 613.98                 | 1.00                             | 7.90                  | No   |                            |
| LRMW-2  | 6/28/2012  | 626.93       | 629.28    | 616.61    | 606.61    | 11.15                        | 4.19                          | 15.34                      | 9.70                     | 617.23                 | 3.25                             | 11.52                 | Yes  |                            |
| LRMW-2  | 7/10/2012  | 626.93       | 629.28    | 616.61    | 606.61    | 12.71                        | 3.53                          | 16.24                      | 11.12                    | 615.81                 | -1.42                            | 9.96                  | No   |                            |
| LRMW-2  | 7/24/2012  | 626.93       | 629.28    | 616.61    | 606.61    | 14.45                        | 0.90                          | 15.35                      | 12.29                    | 614.64                 | -1.17                            | 8.22                  | No   | Spill Buddy Before Reading |
| LRMW-2  | 8/17/2012  | 626.93       | 629.28    | 616.61    | 606.61    | 14.92                        | 1.48                          | 16.40                      | 12.89                    | 614.04                 | -0.59                            | 7.75                  | No   |                            |
| LRMW-2  | 8/28/2012  | 626.93       | 629.28    | 616.61    | 606.61    | 15.21                        | 1.74                          | 16.95                      | 13.23                    | 613.70                 | -0.35                            | 7.46                  | No   |                            |
| LRMW-2  | 9/17/2012  | 626.93       | 629.28    | 616.61    | 606.61    | 15.99                        | 1.03                          | 17.02                      | 13.86                    | 613.07                 | -0.63                            | 6.68                  | No   | Spill Buddy Before Reading |
| LRMW-2  | 9/28/2012  | 626.93       | 629.28    | 616.61    | 606.61    | 16.27                        | 1.28                          | 17.55                      | 14.20                    | 612.73                 | -0.33                            | 6.40                  | No   |                            |
| LRMW-2  | 9/30/2012  | 626.93       | 629.28    | 616.61    | 606.61    | 16.43                        | 0.43                          | 16.86                      | 14.17                    | 612.76                 | 0.02                             | 6.24                  | No   | Spill Buddy Before Reading |
| LRMW-2  | 11/21/2012 | 626.93       | 629.28    | 616.61    | 606.61    | 16.60                        | 1.10                          | 17.70                      | 14.49                    | 612.44                 | -0.31                            | 6.07                  | No   |                            |
| LRMW-2  | 12/17/2012 | 626.93       | 629.28    | 616.61    | 606.61    | 16.72                        | 1.37                          | 18.09                      | 14.66                    | 612.27                 | -0.18                            | 5.95                  | No   |                            |
| LRMW-2  | 3/25/2013  | 626.93       | 629.28    | 616.61    | 606.61    | 17.75                        | 1.69                          | 19.44                      | 15.76                    | 611.17                 | -1.10                            | 4.92                  | No   |                            |
| LRMW-2  | 5/6/2013   | 626.93       | 629.28    | 616.61    | 606.61    | 15.10                        | 1.99                          | 17.09                      | 13.18                    | 613.75                 | 2.59                             | 7.57                  | No   |                            |
| LRMW-2  | 10/3/2013  | 626.93       | 629.28    | 616.61    | 606.61    | 15.96                        | 2.55                          | 18.51                      | 14.16                    | 612.77                 | -0.98                            | 6.71                  | No   |                            |
| LRMW-2  | 5/22/2014  | 626.93       | 629.28    | 616.61    | 606.61    | 11.28                        | 4.33                          | 15.61                      | 9.86                     | 617.07                 | 4.30                             | 11.39                 | Yes  |                            |
| LRMW-2  | 10/31/2014 | 626.93       | 629.28    | 616.61    | 606.61    | 13.87                        | 3.78                          | 17.65                      | 12.33                    | 614.60                 | -2.47                            | 8.80                  | No   |                            |
| LRMW-2  | 5/6/2015   | 626.93       | 629.28    | 616.61    | 606.61    | 14.82                        | 3.73                          | 18.55                      | 13.27                    | 613.66                 | -0.94                            | 7.85                  | No   |                            |
| LRMW-2  | 10/5/2015  | 626.93       | 629.28    | 616.61    | 606.61    | 12.90                        | 5.00                          | 17.90                      | 11.62                    | 615.31                 | 1.65                             | 9.77                  | No   |                            |
| LRMW-2  | 5/23/2016  | 626.93       | 629.28    | 616.61    | 606.61    | 11.35                        | 4.58                          | 15.93                      | 9.98                     | 616.95                 | 1.64                             | 11.32                 | Yes  |                            |
| LRMW-2  | 10/3/2016  | 626.93       | 629.28    | 616.61    | 606.61    | 12.90                        | 5.12                          | 18.02                      | 11.65                    | 615.28                 | -1.67                            | 9.77                  | No   |                            |
| LRMW-2  | 5/2/2017   | 626.93       | 629.28    | 616.61    | 606.61    | 10.88                        | 7.03                          | 17.91                      | 10.04                    | 616.89                 | 1.61                             | 11.79                 | Yes  |                            |
| LRMW-2  | 5/22/2017  | 626.93       | 629.28    | 616.61    | 606.61    | 10.64                        | 2.22                          | 12.86                      | 8.77                     | 618.16                 | 1.27                             | 12.03                 | Yes  |                            |
| LRMW-2  | 5/25/2017  | 626.93       | 629.28    | 616.61    | 606.61    | 10.64                        | 2.25                          | 12.89                      | 8.77                     | 618.16                 | -0.01                            | 12.03                 | Yes  |                            |
| LRMW-2  | 5/31/2017  | 626.93       | 629.28    | 616.61    | 606.61    | 11.20                        | 0.35                          | 11.55                      | 8.93                     | 618.00                 | -0.15                            | 11.47                 | Yes  |                            |
| LRMW-2  | 6/21/2017  | 626.93       | 629.28    | 616.61    | 606.61    | 12.90                        | 0.28                          | 13.18                      | 10.61                    | 616.32                 | -1.68                            | 9.77                  | No   |                            |
| LRMW-2  | 8/8/2017   | 626.93       | 629.28    | 616.61    | 606.61    | 13.02                        | 0.70                          | 13.72                      | 10.82                    | 616.11                 | -0.21                            | 9.65                  | No   |                            |
| LRMW-2  | 8/15/2017  | 626.93       | 629.28    | 616.61    | 606.61    | 12.31                        | 0.89                          | 13.20                      | 10.15                    | 616.78                 | 0.67                             | 10.36                 | Yes  |                            |
| LRMW-2  | 10/26/2017 | 626.93       | 629.28    | 616.61    | 606.61    | 11.47                        | 0.41                          | 11.88                      | 9.21                     | 617.72                 | 0.94                             | 11.20                 | Yes  |                            |
| LRMW-2  | 5/28/2019  | 626.93       | 629.28    | 616.61    | 606.61    | 11.28                        | 1.42                          | 12.70                      | 9.24                     | 617.69                 | -0.03                            | 11.39                 | Yes  |                            |
| LRMW-2  | 5/26/2020  | 626.93       | 629.28    | 616.61    | 606.61    | 12.74                        | 0.37                          | 13.11                      | 10.47                    | 616.46                 | -1.23                            | 9.93                  | No   |                            |
| LRMW-2  | 5/24/2021  | 626.93       | 629.28    | 616.61    | 606.61    | 13.48                        | 0.38                          | 13.86                      | 11.21                    | 615.72                 | -0.74                            | 9.19                  | No   |                            |
| LRMW-3  | 2/8/2001   | 627.38       | 630.47    | 617.99    | 607.99    | NP                           | 0.00                          | 17.35                      | 14.26                    | 613.12                 | NA                               | 5.13                  | No   |                            |

**Table 4**  
**Groundwater and LNAPL Gauging Data - Barge Dock**  
**Former Amoco Terminal**  
**Superior, Wisconsin**

| Well ID | Date       | Ground Elev. | TOC Elev. | TOS Elev. | BOS Elev. | Depth to Product (feet BTOC) | Free Product Thickness (feet) | Depth to Water (feet BTOC) | Corrected DTW (feet bgs) | Corrected GW Elevation | Change in Corrected GW Elevation | Liquid in Well (feet) | Screen Submerged Below Water Table? (YES/NO) | Comments/Observations |
|---------|------------|--------------|-----------|-----------|-----------|------------------------------|-------------------------------|----------------------------|--------------------------|------------------------|----------------------------------|-----------------------|--|-----------------------|
| LRMW-3  | 2/23/2001  | 627.38       | 630.47    | 617.99    | 607.99    | 17.35                        | 0.06                          | 17.41                      | 14.27                    | 613.11                 | -0.01                            | 5.13                  | No   |                       |
| LRMW-3  | 4/24/2001  | 627.38       | 630.47    | 617.99    | 607.99    | 14.45                        | 0.01                          | 14.46                      | 11.36                    | 616.02                 | 2.91                             | 8.03                  | No   |                       |
| LRMW-3  | 5/23/2001  | 627.38       | 630.47    | 617.99    | 607.99    | NP                           | 0.00                          | 13.67                      | 10.58                    | 616.80                 | 0.78                             | 8.81                  | No   |                       |
| LRMW-3  | 10/24/2001 | 627.38       | 630.47    | 617.99    | 607.99    | 16.67                        | 1.09                          | 17.76                      | 13.81                    | 613.57                 | -3.23                            | 5.81                  | No   |                       |
| LRMW-3  | 12/20/2001 | 627.40       | 630.47    | 617.99    | 607.99    | 16.37                        | 0.17                          | 16.54                      | 13.34                    | 614.06                 | 0.50                             | 6.11                  | No   |                       |
| LRMW-3  | 1/22/2002  | 627.40       | 630.47    | 617.99    | 607.99    | 17.14                        | 0.17                          | 17.31                      | 14.11                    | 613.29                 | -0.77                            | 5.34                  | No   |                       |
| LRMW-3  | 4/24/2002  | 627.40       | 630.47    | 617.99    | 607.99    | 15.43                        | 1.81                          | 17.24                      | 12.75                    | 614.65                 | 1.36                             | 7.05                  | No   |                       |
| LRMW-3  | 5/15/2002  | 627.40       | 630.47    | 617.99    | 607.99    | 14.30                        | 2.22                          | 16.52                      | 11.71                    | 615.69                 | 1.04                             | 8.18                  | No   |                       |
| LRMW-3  | 6/27/2002  | 627.40       | 630.47    | 617.99    | 607.99    | 14.39                        | 2.75                          | 17.14                      | 11.91                    | 615.49                 | -0.20                            | 8.09                  | No   |                       |
| LRMW-3  | 7/25/2002  | 627.40       | 630.47    | 617.99    | 607.99    | 14.75                        | 2.91                          | 17.66                      | 12.31                    | 615.09                 | -0.39                            | 7.73                  | No   |                       |
| LRMW-3  | 8/20/2002  | 627.40       | 630.47    | 617.99    | 607.99    | 14.15                        | 3.01                          | 17.16                      | 11.73                    | 615.67                 | 0.58                             | 8.33                  | No   |                       |
| LRMW-3  | 9/30/2002  | 627.40       | 630.47    | 617.99    | 607.99    | 14.10                        | 3.05                          | 17.15                      | 11.69                    | 615.71                 | 0.04                             | 8.38                  | No   |                       |
| LRMW-3  | 11/5/2002  | 627.40       | 630.47    | 617.99    | 607.99    | 13.73                        | 3.08                          | 16.81                      | 11.32                    | 616.08                 | 0.36                             | 8.75                  | No   |                       |
| LRMW-3  | 12/23/2002 | 627.40       | 630.47    | 617.99    | 607.99    | 15.45                        | 3.15                          | 18.60                      | 13.06                    | 614.34                 | -1.74                            | 7.03                  | No   |                       |
| LRMW-3  | 1/28/2003  | 627.40       | 630.47    | 617.99    | 607.99    | 16.37                        | 4.13                          | 20.50                      | 14.19                    | 613.21                 | -1.13                            | 6.11                  | No   |                       |
| LRMW-3  | 2/19/2003  | 627.40       | 630.47    | 617.99    | 607.99    | 16.77                        | 3.72                          | 20.49                      | 14.50                    | 612.90                 | -0.31                            | 5.71                  | No   |                       |
| LRMW-3  | 4/17/2003  | 627.40       | 630.47    | 617.99    | 607.99    | 17.00                        | 3.65                          | 20.65                      | 14.71                    | 612.69                 | -0.21                            | 5.48                  | No   |                       |
| LRMW-3  | 5/15/2003  | 627.40       | 630.47    | 617.99    | 607.99    | 15.77                        | 4.74                          | 20.51                      | 13.72                    | 613.68                 | 1.00                             | 6.71                  | No   |                       |
| LRMW-3  | 6/10/2003  | 627.40       | 630.47    | 617.99    | 607.99    | 15.19                        | 5.45                          | 20.64                      | 13.29                    | 614.11                 | 0.43                             | 7.29                  | No   |                       |
| LRMW-3  | 7/30/2003  | 627.40       | 630.47    | 617.99    | 607.99    | 14.93                        | 5.75                          | 20.68                      | 13.10                    | 614.30                 | 0.20                             | 7.55                  | No   |                       |
| LRMW-3  | 10/23/2003 | 627.40       | 630.47    | 617.99    | 607.99    | 16.69                        | 3.86                          | 20.55                      | 14.45                    | 612.95                 | -1.35                            | 5.79                  | No   |                       |
| LRMW-3  | 12/3/2003  | 628.06       | 630.45    | 617.97    | 607.97    | 16.90                        | 3.63                          | 20.53                      | 15.29                    | 612.77                 | -0.18                            | 5.58                  | No   |                       |
| LRMW-3  | 1/8/2004   | 628.06       | 630.45    | 617.97    | 607.97    | 17.53                        | 3.23                          | 20.76                      | 15.83                    | 612.23                 | -0.54                            | 4.95                  | No   |                       |
| LRMW-3  | 4/19/2004  | 628.06       | 630.45    | 617.97    | 607.97    | 16.28                        | 4.35                          | 20.63                      | 14.82                    | 613.24                 | 1.01                             | 6.20                  | No   |                       |
| LRMW-3  | 7/27/2004  | 628.06       | 630.45    | 617.97    | 607.97    | 14.87                        | 5.80                          | 20.67                      | 13.73                    | 614.33                 | 1.10                             | 7.61                  | No   |                       |
| LRMW-3  | 11/15/2004 | 628.06       | 630.45    | 617.97    | 607.97    | 13.49                        | 7.65                          | 21.14                      | 12.74                    | 615.32                 | 0.98                             | 8.99                  | No   |                       |
| LRMW-3  | 4/18/2005  | 628.06       | 630.45    | 617.97    | 607.97    | 13.79                        | 6.18                          | 19.97                      | 12.73                    | 615.33                 | 0.02                             | 8.69                  | No   |                       |
| LRMW-3  | 9/9/2005   | 628.06       | 630.45    | 617.97    | 607.97    | 15.40                        | 4.89                          | 20.29                      | 14.06                    | 614.00                 | -1.33                            | 7.08                  | No   |                       |
| LRMW-3  | 10/11/2005 | 628.06       | 630.45    | 617.97    | 607.97    | 12.87                        | 7.23                          | 20.10                      | 12.03                    | 616.03                 | 2.03                             | 9.61                  | No   |                       |
| LRMW-3  | 5/23/2006  | 628.06       | 630.45    | 617.97    | 607.97    | 11.90                        | 8.06                          | 19.96                      | 11.24                    | 616.82                 | 0.79                             | 10.58                 | No   |                       |
| LRMW-3  | 10/16/2006 | 628.06       | 630.45    | 617.97    | 607.97    | 15.52                        | 4.72                          | 20.24                      | 14.14                    | 613.92                 | -2.90                            | 6.96                  | No   |                       |
| LRMW-3  | 4/23/2007  | 628.06       | 630.45    | 617.97    | 607.97    | 15.40                        | 4.79                          | 20.19                      | 14.04                    | 614.02                 | 0.10                             | 7.08                  | No   |                       |
| LRMW-3  | 9/25/2007  | 628.06       | 630.45    | 617.97    | 607.97    | 16.40                        | 1.93                          | 18.33                      | 14.42                    | 613.64                 | -0.39                            | 6.08                  | No   |                       |
| LRMW-3  | 5/1/2008   | 628.06       | 630.45    | 617.97    | 607.97    | 12.20                        | 6.28                          | 18.48                      | 11.16                    | 616.90                 | 3.27                             | 10.28                 | No   |                       |
| LRMW-3  | 10/20/2008 | 628.06       | 630.45    | 617.97    | 607.97    | 12.48                        | 6.89                          | 19.37                      | 11.57                    | 616.49                 | -0.41                            | 10.00                 | No   |                       |
| LRMW-3  | 4/18/2009  | 628.06       | 630.45    | 617.97    | 607.97    | 13.66                        | 5.63                          | 19.29                      | 12.48                    | 615.58                 | -0.91                            | 8.82                  | No   |                       |
| LRMW-3  | 10/11/2009 | 628.06       | 630.45    | 617.97    | 607.97    | 14.93                        | 5.40                          | 20.33                      | 13.70                    | 614.36                 | -1.22                            | 7.55                  | No   |                       |
| LRMW-3  | 4/28/2010  | 628.06       | 630.45    | 617.97    | 607.97    | 14.54                        | 5.61                          | 20.15                      | 13.36                    | 614.70                 | 0.34                             | 7.94                  | No   |                       |
| LRMW-3  | 10/25/2010 | 628.06       | 630.45    | 617.97    | 607.97    | 12.29                        | 7.46                          | 19.75                      | 11.50                    | 616.56                 | 1.85                             | 10.19                 | No   |                       |
| LRMW-3  | 4/25/2011  | 628.06       | 630.45    | 617.97    | 607.97    | 12.84                        | 7.01                          | 19.85                      | 11.96                    | 616.10                 | -0.45                            | 9.64                  | No   |                       |
| LRMW-3  | 9/14/2011  | 628.06       | 630.45    | 617.97    | 607.97    | 13.09                        | 7.20                          | 20.29                      | 12.25                    | 615.81                 | -0.29                            | 9.39                  | No   |                       |
| LRMW-3  | 9/23/2011  | 628.06       | 630.45    | 617.97    | 607.97    | 13.51                        | 6.60                          | 20.11                      | 12.54                    | 615.52                 | -0.29                            | 8.97                  | No   |                       |
| LRMW-3  | 9/29/2011  | 628.06       | 630.45    | 617.97    | 607.97    | 13.63                        | 6.42                          | 20.05                      | 12.62                    | 615.44                 | -0.08                            | 8.85                  | No   |                       |

**Table 4**  
**Groundwater and LNAPL Gauging Data - Barge Dock**  
**Former Amoco Terminal**  
**Superior, Wisconsin**

| Well ID | Date       | Ground Elev. | TOC Elev. | TOS Elev. | BOS Elev. | Depth to Product (feet BTOC) | Free Product Thickness (feet) | Depth to Water (feet BTOC) | Corrected DTW (feet bgs) | Corrected GW Elevation | Change in Corrected GW Elevation | Liquid in Well (feet) | Screen Submerged Below Water Table? (YES/NO) | Comments/Observations      |
|---------|------------|--------------|-----------|-----------|-----------|------------------------------|-------------------------------|----------------------------|--------------------------|------------------------|----------------------------------|-----------------------|--|----------------------------|
| LRMW-3  | 10/7/2011  | 628.06       | 630.45    | 617.97    | 607.97    | 13.97                        | 5.98                          | 19.95                      | 12.86                    | 615.20                 | -0.25                            | 8.51                  | No   |                            |
| LRMW-3  | 10/11/2011 | 628.06       | 630.45    | 617.97    | 607.97    | 14.26                        | 6.28                          | 20.54                      | 13.22                    | 614.84                 | -0.35                            | 8.22                  | No   |                            |
| LRMW-3  | 10/21/2011 | 628.06       | 630.45    | 617.97    | 607.97    | 14.38                        | 5.75                          | 20.13                      | 13.23                    | 614.83                 | -0.01                            | 8.10                  | No   |                            |
| LRMW-3  | 10/27/2011 | 628.06       | 630.45    | 617.97    | 607.97    | 14.49                        | 5.65                          | 20.14                      | 13.31                    | 614.75                 | -0.09                            | 7.99                  | No   |                            |
| LRMW-3  | 11/3/2011  | 628.06       | 630.45    | 617.97    | 607.97    | 14.79                        | 5.45                          | 20.24                      | 13.57                    | 614.49                 | -0.26                            | 7.69                  | No   |                            |
| LRMW-3  | 11/9/2011  | 628.06       | 630.45    | 617.97    | 607.97    | 14.81                        | 5.21                          | 20.02                      | 13.54                    | 614.52                 | 0.03                             | 7.67                  | No   |                            |
| LRMW-3  | 11/17/2011 | 628.06       | 630.45    | 617.97    | 607.97    | 15.15                        | 5.07                          | 20.22                      | 13.85                    | 614.21                 | -0.31                            | 7.33                  | No   |                            |
| LRMW-3  | 11/22/2011 | 628.06       | 630.45    | 617.97    | 607.97    | 15.22                        | 4.90                          | 20.12                      | 13.88                    | 614.18                 | -0.03                            | 7.26                  | No   |                            |
| LRMW-3  | 12/1/2011  | 628.06       | 630.45    | 617.97    | 607.97    | 15.43                        | 5.14                          | 20.57                      | 14.14                    | 613.92                 | -0.26                            | 7.05                  | No   |                            |
| LRMW-3  | 1/4/2012   | 628.06       | 630.45    | 617.97    | 607.97    | 16.02                        | 4.46                          | 20.48                      | 14.59                    | 613.47                 | -0.44                            | 6.46                  | No   |                            |
| LRMW-3  | 2/16/2012  | 628.06       | 630.45    | 617.97    | 607.97    | 16.94                        | 3.57                          | 20.51                      | 15.32                    | 612.74                 | -0.73                            | 5.54                  | No   |                            |
| LRMW-3  | 3/13/2012  | 628.06       | 630.45    | 617.97    | 607.97    | 16.99                        | 3.39                          | 20.38                      | 15.33                    | 612.73                 | -0.01                            | 5.49                  | No   |                            |
| LRMW-3  | 4/11/2012  | 628.06       | 630.45    | 617.97    | 607.97    | 16.21                        | 3.89                          | 20.10                      | 14.66                    | 613.40                 | 0.67                             | 6.27                  | No   |                            |
| LRMW-3  | 4/16/2012  | 628.06       | 630.45    | 617.97    | 607.97    | 16.09                        | 3.64                          | 19.73                      | 14.48                    | 613.58                 | 0.17                             | 6.39                  | No   | Spill Buddy Before Reading |
| LRMW-3  | 5/18/2012  | 628.06       | 630.45    | 617.97    | 607.97    | 14.45                        | 5.49                          | 19.94                      | 13.24                    | 614.82                 | 1.24                             | 8.03                  | No   |                            |
| LRMW-3  | 6/28/2012  | 628.06       | 630.45    | 617.97    | 607.97    | 10.26                        | 9.55                          | 19.81                      | 9.92                     | 618.14                 | 3.32                             | 12.22                 | Yes  |                            |
| LRMW-3  | 7/10/2012  | 628.06       | 630.45    | 617.97    | 607.97    | 11.97                        | 7.86                          | 19.83                      | 11.27                    | 616.79                 | -1.35                            | 10.51                 | No   |                            |
| LRMW-3  | 7/24/2012  | 628.06       | 630.45    | 617.97    | 607.97    | 13.62                        | 5.36                          | 18.98                      | 12.38                    | 615.68                 | -1.11                            | 8.86                  | No   | Spill Buddy Before Reading |
| LRMW-3  | 8/17/2012  | 628.06       | 630.45    | 617.97    | 607.97    | 14.18                        | 5.71                          | 19.89                      | 13.02                    | 615.04                 | -0.64                            | 8.30                  | No   |                            |
| LRMW-3  | 8/28/2012  | 628.06       | 630.45    | 617.97    | 607.97    | 14.64                        | 5.15                          | 19.79                      | 13.36                    | 614.70                 | -0.34                            | 7.84                  | No   |                            |
| LRMW-3  | 9/17/2012  | 628.06       | 630.45    | 617.97    | 607.97    | 15.43                        | 4.50                          | 19.93                      | 14.01                    | 614.05                 | -0.65                            | 7.05                  | No   | Spill Buddy Before Reading |
| LRMW-3  | 9/28/2012  | 628.06       | 630.45    | 617.97    | 607.97    | 15.84                        | 4.08                          | 19.92                      | 14.33                    | 613.73                 | -0.32                            | 6.64                  | No   |                            |
| LRMW-3  | 9/30/2012  | 628.06       | 630.45    | 617.97    | 607.97    | 16.44                        | 1.54                          | 17.98                      | 14.38                    | 613.68                 | -0.05                            | 6.04                  | No   | Spill Buddy Before Reading |
| LRMW-3  | 11/21/2012 | 628.06       | 630.45    | 617.97    | 607.97    | 16.35                        | 3.59                          | 19.94                      | 14.73                    | 613.33                 | -0.35                            | 6.13                  | No   |                            |
| LRMW-3  | 12/17/2012 | 628.06       | 630.45    | 617.97    | 607.97    | 16.61                        | 3.40                          | 20.01                      | 14.95                    | 613.11                 | -0.22                            | 5.87                  | No   |                            |
| LRMW-3  | 3/25/2013  | 628.06       | 630.45    | 617.97    | 607.97    | 17.91                        | 2.51                          | 20.42                      | 16.06                    | 612.00                 | -1.11                            | 4.57                  | No   |                            |
| LRMW-3  | 5/6/2013   | 628.06       | 630.45    | 617.97    | 607.97    | 15.10                        | 4.64                          | 19.74                      | 13.71                    | 614.35                 | 2.35                             | 7.38                  | No   |                            |
| LRMW-3  | 10/3/2013  | 628.06       | 630.45    | 617.97    | 607.97    | 15.95                        | 4.16                          | 20.11                      | 14.45                    | 613.61                 | -0.75                            | 6.53                  | No   |                            |
| LRMW-3  | 5/22/2014  | 628.06       | 630.45    | 617.97    | 607.97    | 10.56                        | 9.22                          | 19.78                      | 10.15                    | 617.91                 | 4.30                             | 11.92                 | No   |                            |
| LRMW-3  | 10/31/2014 | 628.06       | 630.45    | 617.97    | 607.97    | 13.43                        | 6.66                          | 20.09                      | 12.47                    | 615.59                 | -2.32                            | 9.05                  | No   |                            |
| LRMW-3  | 4/15/2015  | 628.06       | 630.45    | 617.97    | 607.97    | 16.00                        | 4.25                          | 20.25                      | 14.52                    | 613.54                 | -2.05                            | 6.48                  | No   |                            |
| LRMW-3  | 4/22/2015  | 628.06       | 630.45    | 617.97    | 607.97    | 15.29                        | 4.81                          | 20.10                      | 13.93                    | 614.13                 | 0.59                             | 7.19                  | No   |                            |
| LRMW-3  | 4/29/2015  | 628.06       | 630.45    | 617.97    | 607.97    | 15.02                        | 4.85                          | 19.87                      | 13.67                    | 614.39                 | 0.26                             | 7.46                  | No   |                            |
| LRMW-3  | 5/6/2015   | 628.06       | 630.45    | 617.97    | 607.97    | 15.13                        | 4.26                          | 19.39                      | 13.66                    | 614.40                 | 0.02                             | 7.35                  | No   |                            |
| LRMW-3  | 5/12/2015  | 628.06       | 630.45    | 617.97    | 607.97    | 14.33                        | 5.54                          | 19.87                      | 13.13                    | 614.93                 | 0.52                             | 8.15                  | No   |                            |
| LRMW-3  | 6/9/2015   | 628.06       | 630.45    | 617.97    | 607.97    | 12.78                        | 7.00                          | 19.78                      | 11.89                    | 616.17                 | 1.24                             | 9.70                  | No   |                            |
| LRMW-3  | 10/5/2015  | 628.06       | 630.45    | 617.97    | 607.97    | 12.66                        | 7.10                          | 19.76                      | 11.80                    | 616.26                 | 0.10                             | 9.82                  | No   |                            |
| LRMW-3  | 5/23/2016  | 628.06       | 630.45    | 617.97    | 607.97    | 10.30                        | 9.44                          | 19.74                      | 9.94                     | 618.12                 | 1.86                             | 12.18                 | Yes  |                            |
| LRMW-3  | 10/3/2016  | 628.06       | 630.45    | 617.97    | 607.97    | 12.57                        | 7.18                          | 19.75                      | 11.72                    | 616.34                 | -1.78                            | 9.91                  | No   |                            |
| LRMW-3  | 5/22/2017  | 628.06       | 630.45    | 617.97    | 607.97    | 8.78                         | 10.85                         | 19.63                      | 8.72                     | 619.34                 | 3.00                             | 13.70                 | Yes  |                            |
| LRMW-3  | 5/31/2017  | 628.06       | 630.45    | 617.97    | 607.97    | 9.85                         | 6.58                          | 16.43                      | 8.87                     | 619.19                 | -0.15                            | 12.63                 | Yes  |                            |
| LRMW-3  | 6/29/2017  | 628.06       | 630.45    | 617.97    | 607.97    | 11.92                        | 5.97                          | 17.89                      | 10.81                    | 617.25                 | -1.94                            | 10.56                 | No   |                            |
| LRMW-3  | 8/8/2017   | 628.06       | 630.45    | 617.97    | 607.97    | 11.42                        | 7.53                          | 18.95                      | 10.65                    | 617.41                 | 0.16                             | 11.06                 | No   |                            |



**Table 4**  
**Groundwater and LNAPL Gauging Data - Barge Dock**  
Former Amoco Terminal  
Superior, Wisconsin

| Well ID | Date       | Ground Elev. | TOC Elev. | TOS Elev. | BOS Elev. | Depth to Product (feet BTOC) | Free Product Thickness (feet) | Depth to Water (feet BTOC) | Corrected DTW (feet bgs) | Corrected GW Elevation | Change in Corrected GW Elevation | Liquid in Well (feet) | Screen Submerged Below Water Table? (YES/NO) | Comments/Observations |
|---------|------------|--------------|-----------|-----------|-----------|------------------------------|-------------------------------|----------------------------|--------------------------|------------------------|----------------------------------|-----------------------|--|-----------------------|
| LRMW-3  | 8/15/2017  | 628.06       | 630.45    | 617.97    | 607.97    | 11.66                        | 3.29                          | 14.95                      | 9.98                     | 618.08                 | 0.67                             | 10.82                 | Yes  |                       |
| LRMW-3  | 8/22/2017  | 628.06       | 630.45    | 617.97    | 607.97    | 11.35                        | 3.28                          | 14.63                      | 9.66                     | 618.40                 | 0.31                             | 11.13                 | Yes  |                       |
| LRMW-3  | 10/26/2017 | 628.06       | 630.45    | 617.97    | 607.97    | 8.91                         | 10.68                         | 19.59                      | 8.81                     | 619.25                 | 0.85                             | 13.57                 | Yes  |                       |
| LRMW-3  | 5/28/2019  | 628.06       | 630.45    | 617.97    | 607.97    | 9.51                         | 10.04                         | 19.55                      | 9.28                     | 618.78                 | -0.46                            | 12.97                 | Yes  |                       |
| LRMW-3  | 10/8/2019  | 628.06       | 630.45    | 617.97    | 607.97    | 10.83                        | 8.59                          | 19.42                      | 10.29                    | 617.77                 | -1.01                            | 11.65                 | No   |                       |
| LRMW-3  | 5/26/2020  | 628.06       | 630.45    | 617.97    | 607.97    | 10.79                        | 8.83                          | 19.62                      | 10.30                    | 617.76                 | -0.01                            | 11.69                 | No   |                       |
| LRMW-3  | 5/24/2021  | 628.06       | 630.45    | 617.97    | 607.97    | 12.29                        | 6.92                          | 19.21                      | 11.39                    | 616.67                 | -1.09                            | 10.19                 | No   |                       |
| LRMW-4  | 2/8/2001   | 625.47       | 628.75    | 616.08    | 606.08    | 15.17                        | 5.20                          | 20.37                      | 17.09                    | 608.38                 | NA                               | 7.50                  | No   |                       |
| LRMW-4  | 2/23/2001  | 625.47       | 628.75    | 616.08    | 606.08    | 15.60                        | 4.85                          | 20.45                      | 17.17                    | 608.30                 | -0.08                            | 7.07                  | No   |                       |
| LRMW-4  | 4/24/2001  | 625.47       | 628.75    | 616.08    | 606.08    | 11.23                        | 11.27                         | 22.50                      | 19.22                    | 606.25                 | -2.05                            | 11.44                 | No   |                       |
| LRMW-4  | 5/23/2001  | 625.47       | 628.75    | 616.08    | 606.08    | 10.34                        | 10.16                         | 20.50                      | 17.22                    | 608.25                 | 2.00                             | 12.33                 | No   |                       |
| LRMW-4  | 10/24/2001 | 625.47       | 628.75    | 616.08    | 606.08    | 14.35                        | 6.12                          | 20.47                      | 17.19                    | 608.28                 | 0.03                             | 8.32                  | No   |                       |
| LRMW-4  | 12/20/2001 | 625.50       | 628.75    | 616.08    | 606.08    | 13.81                        | 6.85                          | 20.66                      | 17.41                    | 608.09                 | -0.19                            | 8.86                  | No   |                       |
| LRMW-4  | 1/22/2002  | 625.50       | 628.75    | 616.08    | 606.08    | 14.81                        | 5.94                          | 20.75                      | 17.50                    | 608.00                 | -0.09                            | 7.86                  | No   |                       |
| LRMW-4  | 4/24/2002  | 625.50       | 628.75    | 616.08    | 606.08    | 12.98                        | 7.65                          | 20.63                      | 17.38                    | 608.12                 | 0.12                             | 9.69                  | No   |                       |
| LRMW-4  | 5/15/2002  | 625.50       | 628.75    | 616.08    | 606.08    | 11.75                        | 8.78                          | 20.53                      | 17.28                    | 608.22                 | 0.10                             | 10.92                 | No   |                       |
| LRMW-4  | 6/27/2002  | 625.50       | 628.75    | 616.08    | 606.08    | 12.07                        | 8.38                          | 20.45                      | 17.20                    | 608.30                 | 0.08                             | 10.60                 | No   |                       |
| LRMW-4  | 7/25/2002  | 625.50       | 628.75    | 616.08    | 606.08    | 12.63                        | 7.92                          | 20.55                      | 17.30                    | 608.20                 | -0.10                            | 10.04                 | No   |                       |
| LRMW-4  | 8/20/2002  | 625.50       | 628.75    | 616.08    | 606.08    | 11.88                        | 8.54                          | 20.42                      | 17.17                    | 608.33                 | 0.13                             | 10.79                 | No   |                       |
| LRMW-4  | 9/9/2002   | 625.50       | 628.75    | 616.08    | 606.08    | 12.04                        | 8.43                          | 20.47                      | 17.22                    | 608.28                 | -0.05                            | 10.63                 | No   |                       |
| LRMW-4  | 9/30/2002  | 625.50       | 628.75    | 616.08    | 606.08    | 11.91                        | 8.54                          | 20.45                      | 17.20                    | 608.30                 | 0.02                             | 10.76                 | No   |                       |
| LRMW-4  | 11/5/2002  | 625.50       | 628.75    | 616.08    | 606.08    | 11.48                        | 8.99                          | 20.47                      | 17.22                    | 608.28                 | -0.02                            | 11.19                 | No   |                       |
| LRMW-4  | 12/23/2002 | 625.50       | 628.75    | 616.08    | 606.08    | 13.86                        | 6.70                          | 20.56                      | 17.31                    | 608.19                 | -0.09                            | 8.81                  | No   |                       |
| LRMW-4  | 1/28/2003  | 625.50       | 628.75    | 616.08    | 606.08    | 15.06                        | 5.45                          | 20.51                      | 17.26                    | 608.24                 | 0.05                             | 7.61                  | No   |                       |
| LRMW-4  | 2/19/2003  | 625.50       | 628.75    | 616.08    | 606.08    | 15.67                        | 4.60                          | 20.27                      | 17.02                    | 608.48                 | 0.24                             | 7.00                  | No   |                       |
| LRMW-4  | 4/17/2003  | 625.50       | 628.75    | 616.08    | 606.08    | 15.89                        | 4.06                          | 19.95                      | 16.70                    | 608.80                 | 0.32                             | 6.78                  | No   |                       |
| LRMW-4  | 5/15/2003  | 625.50       | 628.75    | 616.08    | 606.08    | 14.52                        | 5.32                          | 19.84                      | 16.59                    | 608.91                 | 0.11                             | 8.15                  | No   |                       |
| LRMW-4  | 6/10/2003  | 625.50       | 628.75    | 616.08    | 606.08    | 14.08                        | 5.79                          | 19.87                      | 16.62                    | 608.88                 | -0.03                            | 8.59                  | No   |                       |
| LRMW-4  | 7/30/2003  | 625.50       | 628.75    | 616.08    | 606.08    | 13.97                        | 5.91                          | 19.88                      | 16.63                    | 608.87                 | -0.01                            | 8.70                  | No   |                       |
| LRMW-4  | 9/10/2003  | 625.50       | 628.75    | 616.08    | 606.08    | 15.46                        | 4.61                          | 20.07                      | 16.82                    | 608.68                 | -0.19                            | 7.21                  | No   |                       |
| LRMW-4  | 10/23/2003 | 625.50       | 628.75    | 616.08    | 606.08    | 15.61                        | 4.44                          | 20.05                      | 16.80                    | 608.70                 | 0.02                             | 7.06                  | No   |                       |
| LRMW-4  | 12/3/2003  | 625.49       | 628.70    | 616.03    | 606.03    | 15.84                        | 3.98                          | 19.82                      | 16.61                    | 608.88                 | 0.18                             | 6.83                  | No   |                       |
| LRMW-4  | 1/8/2004   | 625.49       | 628.70    | 616.03    | 606.03    | 16.53                        | 3.42                          | 19.95                      | 16.74                    | 608.75                 | -0.13                            | 6.14                  | No   |                       |
| LRMW-4  | 4/19/2004  | 625.49       | 628.70    | 616.03    | 606.03    | 14.86                        | 5.22                          | 20.08                      | 16.87                    | 608.62                 | -0.13                            | 7.81                  | No   |                       |
| LRMW-4  | 7/27/2004  | 625.49       | 628.70    | 616.03    | 606.03    | 13.91                        | 5.78                          | 19.69                      | 16.48                    | 609.01                 | 0.39                             | 8.76                  | No   |                       |
| LRMW-4  | 11/15/2004 | 625.49       | 628.70    | 616.03    | 606.03    | 12.46                        | 7.21                          | 19.67                      | 16.46                    | 609.03                 | 0.02                             | 10.21                 | No   |                       |
| LRMW-4  | 4/18/2005  | 625.49       | 628.70    | 616.03    | 606.03    | 12.55                        | 7.04                          | 19.59                      | 16.38                    | 609.11                 | 0.08                             | 10.12                 | No   |                       |
| LRMW-4  | 9/9/2005   | 625.49       | 628.70    | 616.03    | 606.03    | 14.57                        | 4.91                          | 19.48                      | 16.27                    | 609.22                 | 0.11                             | 8.10                  | No   |                       |
| LRMW-4  | 10/11/2005 | 625.49       | 628.70    | 616.03    | 606.03    | 11.80                        | 7.70                          | 19.50                      | 16.29                    | 609.20                 | -0.02                            | 10.87                 | No   |                       |
| LRMW-4  | 5/23/2006  | 625.49       | 628.70    | 616.03    | 606.03    | 11.22                        | 7.95                          | 19.17                      | 15.96                    | 609.53                 | 0.33                             | 11.45                 | No   |                       |
| LRMW-4  | 10/16/2006 | 625.49       | 628.70    | 616.03    | 606.03    | 14.62                        | 4.81                          | 19.43                      | 16.22                    | 609.27                 | -0.26                            | 8.05                  | No   |                       |
| LRMW-4  | 4/23/2007  | 625.49       | 628.70    | 616.03    | 606.03    | 14.09                        | 5.58                          | 19.67                      | 16.46                    | 609.03                 | -0.24                            | 8.58                  | No   |                       |

**Table 4**  
**Groundwater and LNAPL Gauging Data - Barge Dock**  
 Former Amoco Terminal  
 Superior, Wisconsin

| Well ID | Date       | Ground Elev. | TOC Elev. | TOS Elev. | BOS Elev. | Depth to Product (feet BTOC) | Free Product Thickness (feet) | Depth to Water (feet BTOC) | Corrected DTW (feet bgs) | Corrected GW Elevation | Change in Corrected GW Elevation | Liquid in Well (feet) | Screen Submerged Below Water Table? (YES/NO) | Comments/Observations      |
|---------|------------|--------------|-----------|-----------|-----------|------------------------------|-------------------------------|----------------------------|--------------------------|------------------------|----------------------------------|-----------------------|--|----------------------------|
| LRMW-4  | 9/25/2007  | 625.49       | 628.53    | 615.86    | 605.86    | 14.38                        | 4.97                          | 19.35                      | 16.31                    | 609.18                 | 0.15                             | 8.29                  | No   |                            |
| LRMW-4  | 5/1/2008   | 625.49       | 628.53    | 615.86    | 605.86    | 10.74                        | 7.97                          | 18.71                      | 15.67                    | 609.82                 | 0.64                             | 11.93                 | No   |                            |
| LRMW-4  | 10/20/2008 | 625.49       | 628.53    | 615.86    | 605.86    | 11.03                        | 7.78                          | 18.81                      | 15.77                    | 609.72                 | -0.10                            | 11.64                 | No   |                            |
| LRMW-4  | 8/31/2011  | 625.49       | 628.53    | 615.86    | 605.86    | 11.26                        | 7.55                          | 18.81                      | 15.77                    | 609.72                 | 0.00                             | 11.41                 | No   |                            |
| LRMW-4  | 9/14/2011  | 625.49       | 628.53    | 615.86    | 605.86    | 12.50                        | 6.34                          | 18.84                      | 15.80                    | 609.69                 | -0.03                            | 10.17                 | No   |                            |
| LRMW-4  | 9/23/2011  | 625.49       | 628.53    | 615.86    | 605.86    | 12.84                        | 5.99                          | 18.83                      | 15.79                    | 609.70                 | 0.01                             | 9.83                  | No   |                            |
| LRMW-4  | 9/29/2011  | 625.49       | 628.53    | 615.86    | 605.86    | 12.95                        | 5.97                          | 18.92                      | 15.88                    | 609.61                 | -0.09                            | 9.72                  | No   |                            |
| LRMW-4  | 10/7/2011  | 625.49       | 628.53    | 615.86    | 605.86    | 13.22                        | 5.63                          | 18.85                      | 15.81                    | 609.68                 | 0.07                             | 9.45                  | No   |                            |
| LRMW-4  | 10/11/2011 | 625.49       | 628.53    | 615.86    | 605.86    | 13.77                        | 4.98                          | 18.75                      | 15.71                    | 609.78                 | 0.10                             | 8.90                  | No   |                            |
| LRMW-4  | 10/21/2011 | 625.49       | 628.53    | 615.86    | 605.86    | 13.62                        | 5.22                          | 18.84                      | 15.80                    | 609.69                 | -0.09                            | 9.05                  | No   |                            |
| LRMW-4  | 10/27/2011 | 625.49       | 628.53    | 615.86    | 605.86    | 13.76                        | 5.09                          | 18.85                      | 15.81                    | 609.68                 | -0.01                            | 8.91                  | No   |                            |
| LRMW-4  | 11/3/2011  | 625.49       | 628.53    | 615.86    | 605.86    | 14.08                        | 4.77                          | 18.85                      | 15.81                    | 609.68                 | 0.00                             | 8.59                  | No   |                            |
| LRMW-4  | 11/9/2011  | 625.49       | 628.53    | 615.86    | 605.86    | 14.02                        | 4.82                          | 18.84                      | 15.80                    | 609.69                 | 0.01                             | 8.65                  | No   |                            |
| LRMW-4  | 11/17/2011 | 625.49       | 628.53    | 615.86    | 605.86    | 14.40                        | 4.45                          | 18.85                      | 15.81                    | 609.68                 | -0.01                            | 8.27                  | No   |                            |
| LRMW-4  | 11/22/2011 | 625.49       | 628.53    | 615.86    | 605.86    | 14.43                        | 4.47                          | 18.90                      | 15.86                    | 609.63                 | -0.05                            | 8.24                  | No   |                            |
| LRMW-4  | 12/1/2011  | 625.49       | 628.53    | 615.86    | 605.86    | 14.72                        | 4.25                          | 18.97                      | 15.93                    | 609.56                 | -0.07                            | 7.95                  | No   |                            |
| LRMW-4  | 1/4/2012   | 625.49       | 628.53    | 615.86    | 605.86    | 15.25                        | 3.77                          | 19.02                      | 15.98                    | 609.51                 | -0.05                            | 7.42                  | No   |                            |
| LRMW-4  | 2/16/2012  | 625.49       | 628.53    | 615.86    | 605.86    | 16.13                        | 2.91                          | 19.04                      | 16.00                    | 609.49                 | -0.02                            | 6.54                  | No   |                            |
| LRMW-4  | 3/13/2012  | 625.49       | 628.53    | 615.86    | 605.86    | 16.05                        | 2.84                          | 18.89                      | 15.85                    | 609.64                 | 0.15                             | 6.62                  | No   |                            |
| LRMW-4  | 4/12/2012  | 625.49       | 628.53    | 615.86    | 605.86    | 15.10                        | 3.94                          | 19.04                      | 16.00                    | 609.49                 | -0.15                            | 7.57                  | No   |                            |
| LRMW-4  | 4/16/2012  | 625.49       | 628.53    | 615.86    | 605.86    | 14.76                        | 4.18                          | 18.94                      | 15.90                    | 609.59                 | 0.10                             | 7.91                  | No   | Spill Buddy Before Reading |
| LRMW-4  | 5/18/2012  | 625.49       | 628.53    | 615.86    | 605.86    | 13.40                        | 5.68                          | 19.08                      | 16.04                    | 609.45                 | -0.14                            | 9.27                  | No   |                            |
| LRMW-4  | 6/28/2012  | 625.49       | 628.53    | 615.86    | 605.86    | 9.34                         | 9.50                          | 18.84                      | 15.80                    | 609.69                 | 0.24                             | 13.33                 | No   |                            |
| LRMW-4  | 7/10/2012  | 625.49       | 628.53    | 615.86    | 605.86    | 11.05                        | 7.90                          | 18.95                      | 15.91                    | 609.58                 | -0.11                            | 11.62                 | No   |                            |
| LRMW-4  | 7/24/2012  | 625.49       | 628.53    | 615.86    | 605.86    | 12.52                        | 6.43                          | 18.95                      | 15.91                    | 609.58                 | 0.00                             | 10.15                 | No   | Spill Buddy Before Reading |
| LRMW-4  | 8/17/2012  | 625.49       | 628.53    | 615.86    | 605.86    | 13.34                        | 5.56                          | 18.90                      | 15.86                    | 609.63                 | 0.05                             | 9.33                  | No   |                            |
| LRMW-4  | 8/28/2012  | 625.49       | 628.53    | 615.86    | 605.86    | 13.80                        | 5.04                          | 18.84                      | 15.80                    | 609.69                 | 0.06                             | 8.87                  | No   |                            |
| LRMW-4  | 9/17/2012  | 625.49       | 628.53    | 615.86    | 605.86    | 14.01                        | 4.89                          | 18.90                      | 15.86                    | 609.63                 | -0.06                            | 8.66                  | No   | Spill Buddy Before Reading |
| LRMW-4  | 9/28/2012  | 625.49       | 628.53    | 615.86    | 605.86    | 15.02                        | 3.86                          | 18.88                      | 15.84                    | 609.65                 | 0.02                             | 7.65                  | No   |                            |
| LRMW-4  | 9/30/2012  | 625.49       | 628.53    | 615.86    | 605.86    | 15.07                        | 3.60                          | 18.67                      | 15.63                    | 609.86                 | 0.21                             | 7.60                  | No   | Spill Buddy Before Reading |
| LRMW-4  | 11/21/2012 | 625.49       | 628.53    | 615.86    | 605.86    | 15.42                        | 3.40                          | 18.82                      | 15.78                    | 609.71                 | -0.15                            | 7.25                  | No   |                            |
| LRMW-4  | 12/17/2012 | 625.49       | 628.53    | 615.86    | 605.86    | 15.66                        | 3.17                          | 18.83                      | 15.79                    | 609.70                 | -0.01                            | 7.01                  | No   |                            |
| LRMW-4  | 3/25/2013  | 625.49       | 628.53    | 615.86    | 605.86    | 17.03                        | 1.77                          | 18.80                      | 15.76                    | 609.73                 | 0.03                             | 5.64                  | No   |                            |
| LRMW-4  | 5/6/2013   | 625.49       | 628.53    | 615.86    | 605.86    | 13.82                        | 4.91                          | 18.73                      | 15.69                    | 609.80                 | 0.07                             | 8.85                  | No   |                            |
| LRMW-4  | 10/3/2013  | 625.49       | 628.53    | 615.86    | 605.86    | 15.04                        | 3.71                          | 18.75                      | 15.71                    | 609.78                 | -0.02                            | 7.63                  | No   |                            |
| LRMW-4  | 5/22/2014  | 625.49       | 628.53    | 615.86    | 605.86    | 9.61                         | 5.84                          | 15.45                      | 12.41                    | 613.08                 | 3.30                             | 13.06                 | No   |                            |
| LRMW-4  | 10/31/2014 | 625.49       | 628.53    | 615.86    | 605.86    | 12.75                        | 5.74                          | 18.49                      | 15.45                    | 610.04                 | -3.04                            | 9.92                  | No   |                            |
| LRMW-4  | 4/15/2015  | 625.49       | 628.53    | 615.86    | 605.86    | 14.95                        | 3.55                          | 18.50                      | 15.46                    | 610.03                 | -0.01                            | 7.72                  | No   |                            |
| LRMW-4  | 4/22/2015  | 625.49       | 628.53    | 615.86    | 605.86    | 14.24                        | 4.17                          | 18.41                      | 15.37                    | 610.12                 | 0.09                             | 8.43                  | No   |                            |
| LRMW-4  | 4/29/2015  | 625.49       | 628.53    | 615.86    | 605.86    | 14.28                        | 2.97                          | 17.25                      | 14.21                    | 611.28                 | 1.16                             | 8.39                  | No   |                            |
| LRMW-4  | 5/6/2015   | 625.49       | 628.53    | 615.86    | 605.86    | 14.33                        | 2.82                          | 17.15                      | 14.11                    | 611.38                 | 0.10                             | 8.34                  | No   |                            |
| LRMW-4  | 5/12/2015  | 625.49       | 628.53    | 615.86    | 605.86    | 13.23                        | 5.06                          | 18.29                      | 15.25                    | 610.24                 | -1.14                            | 9.44                  | No   |                            |
| LRMW-4  | 6/9/2015   | 625.49       | 628.53    | 615.86    | 605.86    | 11.81                        | 6.57                          | 18.38                      | 15.34                    | 610.15                 | -0.09                            | 10.86                 | No   |                            |

**Table 4**  
**Groundwater and LNAPL Gauging Data - Barge Dock**  
**Former Amoco Terminal**  
**Superior, Wisconsin**

| Well ID | Date       | Ground Elev. | TOC Elev. | TOS Elev. | BOS Elev. | Depth to Product (feet BTOC) | Free Product Thickness (feet) | Depth to Water (feet BTOC) | Corrected DTW (feet bgs) | Corrected GW Elevation | Change in Corrected GW Elevation | Liquid in Well (feet) | Screen Submerged Below Water Table? (YES/NO) | Comments/Observations |
|---------|------------|--------------|-----------|-----------|-----------|------------------------------|-------------------------------|----------------------------|--------------------------|------------------------|----------------------------------|-----------------------|--|-----------------------|
| LRMW-4  | 10/5/2015  | 625.49       | 628.53    | 615.86    | 605.86    | 12.00                        | <b>5.85</b>                   | 17.85                      | 14.81                    | 610.68                 | 0.53                             | 10.67                 | No   |                       |
| LRMW-4  | 5/23/2016  | 625.49       | 628.53    | 615.86    | 605.86    | 9.70                         | <b>8.90</b>                   | 18.60                      | 15.56                    | 609.93                 | -0.75                            | 12.97                 | No   |                       |
| LRMW-4  | 10/3/2016  | 625.49       | 628.53    | 615.86    | 605.86    | 11.87                        | <b>6.81</b>                   | 18.68                      | 15.64                    | 609.85                 | -0.08                            | 10.80                 | No   |                       |
| LRMW-4  | 5/2/2017   | 625.49       | 628.53    | 615.86    | 605.86    | 9.73                         | <b>8.93</b>                   | 18.66                      | 15.62                    | 609.87                 | 0.02                             | 12.94                 | No   |                       |
| LRMW-4  | 5/18/2017  | 625.49       | 628.53    | 615.86    | 605.86    | 10.02                        | <b>7.48</b>                   | 17.50                      | 14.46                    | 611.03                 | 1.16                             | 12.65                 | No   |                       |
| LRMW-4  | 5/22/2017  | 625.49       | 628.53    | 615.86    | 605.86    | 9.38                         | <b>4.80</b>                   | 14.18                      | 11.14                    | 614.35                 | 3.32                             | 13.29                 | No   |                       |
| LRMW-4  | 5/25/2017  | 625.49       | 628.53    | 615.86    | 605.86    | 9.99                         | <b>3.16</b>                   | 13.15                      | 10.11                    | 615.38                 | 1.03                             | 12.68                 | No   |                       |
| LRMW-4  | 5/31/2017  | 625.49       | 628.53    | 615.86    | 605.86    | 9.54                         | <b>4.29</b>                   | 13.83                      | 10.79                    | 614.70                 | -0.68                            | 13.13                 | No   |                       |
| LRMW-4  | 6/29/2017  | 625.49       | 628.53    | 615.86    | 605.86    | 10.56                        | <b>7.97</b>                   | 18.53                      | 15.49                    | 610.00                 | -4.70                            | 12.11                 | No   |                       |
| LRMW-4  | 7/7/2017   | 625.49       | 628.53    | 615.86    | 605.86    | 10.88                        | <b>4.02</b>                   | 14.90                      | 11.86                    | 613.63                 | 3.63                             | 11.79                 | No   |                       |
| LRMW-4  | 7/12/2017  | 625.49       | 628.53    | 615.86    | 605.86    | 11.12                        | <b>2.44</b>                   | 13.56                      | 10.52                    | 614.97                 | 1.34                             | 11.55                 | No   |                       |
| LRMW-4  | 7/19/2017  | 625.49       | 628.53    | 615.86    | 605.86    | 11.13                        | <b>2.13</b>                   | 13.26                      | 10.22                    | 615.27                 | 0.30                             | 11.54                 | No   |                       |
| LRMW-4  | 7/26/2017  | 625.49       | 628.53    | 615.86    | 605.86    | 11.34                        | <b>2.35</b>                   | 13.69                      | 10.65                    | 614.84                 | -0.43                            | 11.33                 | No   |                       |
| LRMW-4  | 8/4/2017   | 625.49       | 628.53    | 615.86    | 605.86    | 11.83                        | <b>1.52</b>                   | 13.35                      | 10.31                    | 615.18                 | 0.34                             | 10.84                 | No   |                       |
| LRMW-4  | 8/8/2017   | 625.49       | 628.53    | 615.86    | 605.86    | 11.91                        | <b>1.69</b>                   | 13.60                      | 10.56                    | 614.93                 | -0.25                            | 10.76                 | No   |                       |
| LRMW-4  | 8/15/2017  | 625.49       | 628.53    | 615.86    | 605.86    | 11.07                        | <b>2.16</b>                   | 13.23                      | 10.19                    | 615.30                 | 0.37                             | 11.60                 | No   |                       |
| LRMW-4  | 8/22/2017  | 625.49       | 628.53    | 615.86    | 605.86    | 10.84                        | <b>1.88</b>                   | 12.72                      | 9.68                     | 615.81                 | 0.51                             | 11.83                 | No   |                       |
| LRMW-4  | 10/26/2017 | 625.49       | 628.53    | 615.86    | 605.86    | 9.51                         | <b>5.16</b>                   | 14.67                      | 11.63                    | 613.86                 | -1.95                            | 13.16                 | No   |                       |
| LRMW-4  | 5/26/2020  | 625.49       | 628.53    | 615.86    | 605.86    | 10.15                        | <b>8.35</b>                   | 18.50                      | 15.46                    | 610.03                 | -3.83                            | 12.52                 | No   |                       |
| LRMW-4  | 5/24/2021  | 625.49       | 628.53    | 615.86    | 605.86    | 11.19                        | <b>7.27</b>                   | 18.46                      | 15.42                    | 610.07                 | 0.04                             | 11.48                 | No   |                       |
| LRMW-5  | 2/8/2001   | 626.05       | 629.37    | 615.90    | 605.90    | 17.03                        | <b>0.07</b>                   | 17.10                      | 13.73                    | 612.32                 | NA                               | 6.44                  | No   |                       |
| LRMW-5  | 2/23/2001  | 626.05       | 629.37    | 615.90    | 605.90    | 17.35                        | <b>0.16</b>                   | 17.51                      | 14.06                    | 611.99                 | -0.34                            | 6.12                  | No   |                       |
| LRMW-5  | 4/24/2001  | 626.05       | 629.37    | 615.90    | 605.90    | 15.12                        | <b>0.10</b>                   | 15.22                      | 11.82                    | 614.23                 | 2.24                             | 8.35                  | No   |                       |
| LRMW-5  | 5/23/2001  | 626.05       | 629.37    | 615.90    | 605.90    | 14.51                        | <b>0.31</b>                   | 14.82                      | 11.26                    | 614.79                 | 0.56                             | 8.96                  | No   |                       |
| LRMW-5  | 10/24/2001 | 626.05       | 629.37    | 615.90    | 605.90    | 15.83                        | <b>2.20</b>                   | 18.03                      | 12.98                    | 613.07                 | -1.73                            | 7.64                  | No   |                       |
| LRMW-5  | 12/20/2001 | 626.10       | 629.37    | 615.90    | 605.90    | 15.09                        | <b>1.93</b>                   | 17.02                      | 12.23                    | 613.87                 | 0.80                             | 8.38                  | No   |                       |
| LRMW-5  | 1/22/2002  | 626.10       | 629.37    | 615.90    | 605.90    | 15.89                        | <b>2.14</b>                   | 18.03                      | 13.08                    | 613.02                 | -0.85                            | 7.58                  | No   |                       |
| LRMW-5  | 4/24/2002  | 626.10       | 629.37    | 615.90    | 605.90    | 14.29                        | <b>0.94</b>                   | 15.23                      | 11.22                    | 614.88                 | 1.86                             | 9.18                  | No   |                       |
| LRMW-5  | 5/15/2002  | 626.10       | 629.37    | 615.90    | 605.90    | 13.74                        | <b>0.32</b>                   | 14.06                      | 10.54                    | 615.56                 | 0.68                             | 9.73                  | No   |                       |
| LRMW-5  | 6/27/2002  | 626.10       | 629.37    | 615.90    | 605.90    | 13.93                        | <b>0.45</b>                   | 14.38                      | 10.76                    | 615.34                 | -0.22                            | 9.54                  | No   |                       |
| LRMW-5  | 7/25/2002  | 626.10       | 629.37    | 615.90    | 605.90    | 14.43                        | <b>1.14</b>                   | 15.57                      | 11.40                    | 614.70                 | -0.65                            | 9.04                  | No   |                       |
| LRMW-5  | 8/20/2002  | 626.10       | 629.37    | 615.90    | 605.90    | NP                           | <b>0.00</b>                   | 14.55                      | 11.28                    | 614.82                 | 0.12                             | 8.92                  | No   |                       |
| LRMW-5  | 9/30/2002  | 626.10       | 629.37    | 615.90    | 605.90    | 14.06                        | <b>0.67</b>                   | 14.73                      | 10.93                    | 615.17                 | 0.35                             | 9.41                  | No   |                       |
| LRMW-5  | 11/5/2002  | 626.10       | 629.37    | 615.90    | 605.90    | 13.66                        | <b>0.42</b>                   | 14.08                      | 10.48                    | 615.62                 | 0.45                             | 9.81                  | No   |                       |
| LRMW-5  | 12/23/2002 | 626.10       | 629.37    | 615.90    | 605.90    | 14.97                        | <b>2.25</b>                   | 17.22                      | 12.18                    | 613.92                 | -1.70                            | 8.50                  | No   |                       |
| LRMW-5  | 1/28/2003  | 626.10       | 629.37    | 615.90    | 605.90    | 15.84                        | <b>2.44</b>                   | 18.28                      | 13.09                    | 613.01                 | -0.91                            | 7.63                  | No   |                       |
| LRMW-5  | 2/19/2003  | 626.10       | 629.37    | 615.90    | 605.90    | 16.56                        | <b>2.38</b>                   | 18.94                      | 13.80                    | 612.30                 | -0.71                            | 6.91                  | No   |                       |
| LRMW-5  | 4/17/2003  | 626.10       | 629.37    | 615.90    | 605.90    | 16.78                        | <b>1.93</b>                   | 18.71                      | 13.92                    | 612.18                 | -0.12                            | 6.69                  | No   |                       |
| LRMW-5  | 5/15/2003  | 626.10       | 629.37    | 615.90    | 605.90    | 15.38                        | <b>2.16</b>                   | 17.54                      | 12.57                    | 613.53                 | 1.35                             | 8.09                  | No   |                       |
| LRMW-5  | 6/10/2003  | 626.10       | 629.37    | 615.90    | 605.90    | 14.99                        | <b>2.50</b>                   | 17.49                      | 12.26                    | 613.84                 | 0.32                             | 8.48                  | No   |                       |
| LRMW-5  | 7/30/2003  | 626.10       | 629.37    | 615.90    | 605.90    | 15.01                        | <b>2.59</b>                   | 17.60                      | 12.30                    | 613.80                 | -0.04                            | 8.46                  | No   |                       |
| LRMW-5  | 9/10/2003  | 626.10       | 629.37    | 615.90    | 605.90    | 16.39                        | <b>2.92</b>                   | 19.31                      | 13.75                    | 612.35                 | -1.45                            | 7.08                  | No   |                       |

**Table 4**  
**Groundwater and LNAPL Gauging Data - Barge Dock**  
Former Amoco Terminal  
Superior, Wisconsin

| Well ID | Date       | Ground Elev. | TOC Elev. | TOS Elev. | BOS Elev. | Depth to Product (feet BTOC) | Free Product Thickness (feet) | Depth to Water (feet BTOC) | Corrected DTW (feet bgs) | Corrected GW Elevation | Change in Corrected GW Elevation | Liquid in Well (feet) | Screen Submerged Below Water Table? (YES/NO) | Comments/Observations          |
|---------|------------|--------------|-----------|-----------|-----------|------------------------------|-------------------------------|----------------------------|--------------------------|------------------------|----------------------------------|-----------------------|--|--------------------------------|
| LRMW-5  | 10/23/2003 | 626.10       | 629.37    | 615.90    | 605.90    | 16.66                        | 2.73                          | 19.39                      | 13.98                    | 612.12                 | -0.23                            | 6.81                  | No   |                                |
| LRMW-5  | 12/3/2003  | 626.69       | 629.37    | 615.90    | 605.90    | 16.72                        | 2.72                          | 19.44                      | 14.62                    | 612.07                 | -0.06                            | 6.75                  | No   |                                |
| LRMW-5  | 1/8/2004   | 626.69       | 629.37    | 615.90    | 605.90    | 17.30                        | 2.66                          | 19.96                      | 15.19                    | 611.50                 | -0.57                            | 6.17                  | No   |                                |
| LRMW-5  | 2/24/2004  | 626.69       | 629.37    | 615.90    | 605.90    | 17.89                        | 2.59                          | 20.48                      | 15.77                    | 610.92                 | -0.57                            | 5.58                  | No   |                                |
| LRMW-5  | 4/19/2004  | 626.69       | 629.37    | 615.90    | 605.90    | 15.30                        | 3.51                          | 18.81                      | 13.37                    | 613.32                 | 2.39                             | 8.17                  | No   |                                |
| LRMW-5  | 7/27/2004  | 626.69       | 629.37    | 615.90    | 605.90    | 14.65                        | 3.65                          | 18.30                      | 12.75                    | 613.94                 | 0.62                             | 8.82                  | No   |                                |
| LRMW-5  | 11/16/2004 | 626.69       | 629.37    | 615.90    | 605.90    | 13.96                        | 2.40                          | 16.36                      | 11.80                    | 614.89                 | 0.96                             | 9.51                  | No   |                                |
| LRMW-5  | 4/18/2005  | 626.69       | 629.37    | 615.90    | 605.90    | 13.48                        | 2.11                          | 15.59                      | 11.25                    | 615.44                 | 0.54                             | 9.99                  | No   |                                |
| LRMW-5  | 9/9/2005   | 626.69       | 629.37    | 615.90    | 605.90    | 15.06                        | 5.50                          | 20.56                      | 13.56                    | 613.13                 | -2.31                            | 8.41                  | No   |                                |
| LRMW-5  | 10/11/2005 | 626.69       | 629.37    | 615.90    | 605.90    | 13.54                        | 1.97                          | 15.51                      | 11.28                    | 615.41                 | 2.28                             | 9.93                  | No   |                                |
| LRMW-5  | 5/23/2006  | 626.69       | 629.37    | 615.90    | 605.90    | 11.11                        | 7.65                          | 18.76                      | 10.07                    | 616.62                 | 1.21                             | 12.36                 | Yes  |                                |
| LRMW-5  | 10/16/2006 | 626.69       | 629.37    | 615.90    | 605.90    | 15.33                        | 4.93                          | 20.26                      | 13.71                    | 612.98                 | -3.64                            | 8.14                  | No   |                                |
| LRMW-5  | 4/23/2007  | 626.69       | 629.37    | 615.90    | 605.90    | 13.92                        | 4.67                          | 18.59                      | 12.24                    | 614.45                 | 1.47                             | 9.55                  | No   |                                |
| LRMW-5  | 9/25/2007  | 626.69       | 629.20    | 615.73    | 605.73    | 14.44                        | 4.58                          | 19.02                      | 12.91                    | 613.78                 | -0.67                            | 9.03                  | No   |                                |
| LRMW-5  | 5/1/2008   | 626.69       | 629.20    | 615.73    | 605.73    | 10.91                        | 6.38                          | 17.29                      | 9.77                     | 616.92                 | 3.14                             | 12.56                 | Yes  |                                |
| LRMW-5  | 10/20/2008 | 626.69       | 629.20    | 615.73    | 605.73    | 10.97                        | 7.60                          | 18.57                      | 10.09                    | 616.60                 | -0.32                            | 12.50                 | Yes  |                                |
| LRMW-5  | 4/18/2009  | 626.69       | 629.20    | 615.73    | 605.73    | 11.31                        | 7.30                          | 18.61                      | 10.37                    | 616.32                 | -0.28                            | 12.16                 | Yes  |                                |
| LRMW-5  | 10/11/2009 | 626.69       | 629.20    | 615.73    | 605.73    | 14.74                        | 2.85                          | 17.59                      | 12.84                    | 613.85                 | -2.47                            | 8.73                  | No   |                                |
| LRMW-5  | 4/28/2010  | 626.69       | 629.20    | 615.73    | 605.73    | 13.31                        | 3.79                          | 17.10                      | 11.61                    | 615.08                 | 1.23                             | 10.16                 | No   |                                |
| LRMW-5  | 10/25/2010 | 626.69       | 629.20    | 615.73    | 605.73    | 12.13                        | 4.42                          | 16.55                      | 10.57                    | 616.12                 | 1.04                             | 11.34                 | Yes  |                                |
| LRMW-5  | 4/25/2011  | 626.69       | 629.20    | 615.73    | 605.73    | 11.97                        | 3.83                          | 15.80                      | 10.28                    | 616.41                 | 0.29                             | 11.50                 | Yes  |                                |
| LRMW-5  | 9/14/2011  | 626.69       | 629.20    | 615.73    | 605.73    | 13.09                        | 3.85                          | 16.94                      | 11.41                    | 615.28                 | -1.12                            | 10.38                 | No   |                                |
| LRMW-5  | 9/23/2011  | 626.69       | 629.20    | 615.73    | 605.73    | 13.28                        | 4.86                          | 18.14                      | 11.81                    | 614.88                 | -0.41                            | 10.19                 | No   |                                |
| LRMW-5  | 9/29/2011  | 626.69       | 629.20    | 615.73    | 605.73    | 13.34                        | 5.02                          | 18.36                      | 11.91                    | 614.78                 | -0.09                            | 10.13                 | No   |                                |
| LRMW-5  | 10/7/2011  | 626.69       | 629.20    | 615.73    | 605.73    | 13.53                        | 5.66                          | 19.19                      | 12.24                    | 614.45                 | -0.33                            | 9.94                  | No   |                                |
| LRMW-5  | 10/11/2011 | 626.69       | 629.20    | 615.73    | 605.73    | 13.61                        | 5.86                          | 19.47                      | 12.36                    | 614.33                 | -0.12                            | 9.86                  | No   |                                |
| LRMW-5  | 10/21/2011 | 626.69       | 629.20    | 615.73    | 605.73    | 13.77                        | 6.07                          | 19.84                      | 12.56                    | 614.13                 | -0.21                            | 9.70                  | No   |                                |
| LRMW-5  | 10/27/2011 | 626.69       | 629.20    | 615.73    | 605.73    | 13.91                        | 6.02                          | 19.93                      | 12.69                    | 614.00                 | -0.13                            | 9.56                  | No   |                                |
| LRMW-5  | 11/3/2011  | 626.69       | 629.20    | 615.73    | 605.73    | 14.22                        | 5.83                          | 20.05                      | 12.96                    | 613.73                 | -0.27                            | 9.25                  | No   |                                |
| LRMW-5  | 11/9/2011  | 626.69       | 629.20    | 615.73    | 605.73    | 14.26                        | 5.69                          | 19.95                      | 12.97                    | 613.72                 | -0.01                            | 9.21                  | No   |                                |
| LRMW-5  | 11/17/2011 | 626.69       | 629.20    | 615.73    | 605.73    | 14.63                        | 5.50                          | 20.13                      | 13.30                    | 613.39                 | -0.33                            | 8.84                  | No   |                                |
| LRMW-5  | 11/22/2011 | 626.69       | 629.20    | 615.73    | 605.73    | 14.65                        | 5.37                          | 20.02                      | 13.29                    | 613.40                 | 0.01                             | 8.82                  | No   |                                |
| LRMW-5  | 12/1/2011  | 626.69       | 629.20    | 615.73    | 605.73    | 14.94                        | 5.12                          | 20.06                      | 13.53                    | 613.16                 | -0.24                            | 8.53                  | No   |                                |
| LRMW-5  | 1/4/2012   | 626.69       | 629.20    | 615.73    | 605.73    | 15.52                        | 4.43                          | 19.95                      | 13.96                    | 612.73                 | -0.43                            | 7.95                  | No   |                                |
| LRMW-5  | 2/16/2012  | 626.69       | 629.20    | 615.73    | 605.73    | 16.44                        | 3.45                          | 19.89                      | 14.67                    | 612.02                 | -0.71                            | 7.03                  | No   |                                |
| LRMW-5  | 3/13/2012  | 626.69       | 629.20    | 615.73    | 605.73    | 16.51                        | 3.12                          | 19.63                      | 14.67                    | 612.02                 | 0.00                             | 6.96                  | No   |                                |
| LRMW-5  | 4/12/2012  | 626.69       | 629.20    | 615.73    | 605.73    | 15.25                        | 3.79                          | 19.04                      | 13.55                    | 613.14                 | 1.12                             | 8.22                  | No   |                                |
| LRMW-5  | 4/16/2012  | 626.69       | 629.20    | 615.73    | 605.73    | 15.05                        | 3.84                          | 18.89                      | 13.37                    | 613.32                 | 0.19                             | 8.42                  | No   | Cannot get Spill Buddy in Well |
| LRMW-5  | 5/18/2012  | 626.69       | 629.20    | 615.73    | 605.73    | 13.68                        | 3.92                          | 17.60                      | 12.01                    | 614.68                 | 1.35                             | 9.79                  | No   |                                |
| LRMW-5  | 6/28/2012  | 626.69       | 629.20    | 615.73    | 605.73    | 10.71                        | 3.83                          | 14.54                      | 9.02                     | 617.67                 | 2.99                             | 12.76                 | Yes  |                                |
| LRMW-5  | 7/24/2012  | 626.69       | 629.20    | 615.73    | 605.73    | 13.19                        | 4.10                          | 17.29                      | 11.56                    | 615.13                 | -2.54                            | 10.28                 | No   |                                |
| LRMW-5  | 8/17/2012  | 626.69       | 629.20    | 615.73    | 605.73    | 13.58                        | 5.71                          | 19.29                      | 12.30                    | 614.39                 | -0.74                            | 9.89                  | No   |                                |
| LRMW-5  | 8/28/2012  | 626.69       | 629.20    | 615.73    | 605.73    | 14.28                        | 5.71                          | 19.99                      | 13.00                    | 613.69                 | -0.70                            | 9.19                  | No   |                                |

**Table 4**  
**Groundwater and LNAPL Gauging Data - Barge Dock**  
Former Amoco Terminal  
Superior, Wisconsin

| Well ID | Date       | Ground Elev. | TOC Elev. | TOS Elev. | BOS Elev. | Depth to Product (feet BTOC) | Free Product Thickness (feet) | Depth to Water (feet BTOC) | Corrected DTW (feet bgs) | Corrected GW Elevation | Change in Corrected GW Elevation | Liquid in Well (feet) | Screen Submerged Below Water Table? (YES/NO) | Comments/Observations    |
|---------|------------|--------------|-----------|-----------|-----------|------------------------------|-------------------------------|----------------------------|--------------------------|------------------------|----------------------------------|-----------------------|--|--------------------------|
| LRMW-5  | 8/28/2012  | 626.69       | 629.20    | 615.73    | 605.73    | 19.36                        | 1.02                          | 20.38                      | 17.07                    | 609.62                 | -4.07                            | 4.11                  | No   | Hand Bail before reading |
| LRMW-5  | 9/17/2012  | 626.69       | 629.20    | 615.73    | 605.73    | 15.41                        | 2.53                          | 17.94                      | 13.44                    | 613.25                 | 3.63                             | 8.06                  | No   | Hand Bail after reading  |
| LRMW-5  | 9/30/2012  | 626.69       | 629.20    | 615.73    | 605.73    | 15.80                        | 2.49                          | 18.29                      | 13.82                    | 612.87                 | -0.38                            | 7.67                  | No   |                          |
| LRMW-5  | 11/21/2012 | 626.69       | 629.20    | 615.73    | 605.73    | 16.32                        | 2.20                          | 18.52                      | 14.28                    | 612.41                 | -0.46                            | 7.15                  | No   |                          |
| LRMW-5  | 12/17/2012 | 626.69       | 629.20    | 615.73    | 605.73    | 16.64                        | 2.04                          | 18.68                      | 14.57                    | 612.12                 | -0.29                            | 6.83                  | No   |                          |
| LRMW-5  | 3/25/2013  | 626.69       | 629.20    | 615.73    | 605.73    | 17.52                        | 1.94                          | 19.46                      | 15.43                    | 611.26                 | -0.86                            | 5.95                  | No   |                          |
| LRMW-5  | 5/6/2013   | 626.69       | 629.20    | 615.73    | 605.73    | 14.53                        | 2.43                          | 16.96                      | 12.54                    | 614.15                 | 2.88                             | 8.94                  | No   |                          |
| LRMW-5  | 10/3/2013  | 626.69       | 629.20    | 615.73    | 605.73    | 15.53                        | 3.39                          | 18.92                      | 13.75                    | 612.94                 | -1.21                            | 7.94                  | No   |                          |
| LRMW-5  | 5/22/2014  | 626.69       | 629.20    | 615.73    | 605.73    | 10.85                        | 3.11                          | 13.96                      | 9.01                     | 617.68                 | 4.74                             | 12.62                 | Yes  |                          |
| LRMW-5  | 10/31/2014 | 626.69       | 629.20    | 615.73    | 605.73    | 13.30                        | 3.78                          | 17.08                      | 11.60                    | 615.09                 | -2.59                            | 10.17                 | No   |                          |
| LRMW-5  | 4/15/2015  | 626.69       | 629.20    | 615.73    | 605.73    | 14.35                        | 5.24                          | 19.59                      | 12.97                    | 613.72                 | -1.36                            | 9.12                  | No   |                          |
| LRMW-5  | 4/22/2015  | 626.69       | 629.20    | 615.73    | 605.73    | 14.45                        | 1.15                          | 15.60                      | 12.19                    | 614.50                 | 0.78                             | 9.02                  | No   |                          |
| LRMW-5  | 4/29/2015  | 626.69       | 629.20    | 615.73    | 605.73    | 14.37                        | 0.18                          | 14.55                      | 11.90                    | 614.79                 | 0.29                             | 9.10                  | No   |                          |
| LRMW-5  | 5/6/2015   | 626.69       | 629.20    | 615.73    | 605.73    | 14.38                        | 0.20                          | 14.58                      | 11.91                    | 614.78                 | -0.01                            | 9.09                  | No   |                          |
| LRMW-5  | 5/12/2015  | 626.69       | 629.20    | 615.73    | 605.73    | 13.83                        | 0.12                          | 13.95                      | 11.35                    | 615.34                 | 0.57                             | 9.64                  | No   |                          |
| LRMW-5  | 6/9/2015   | 626.69       | 629.20    | 615.73    | 605.73    | 12.83                        | 0.40                          | 13.23                      | 10.41                    | 616.28                 | 0.94                             | 10.64                 | Yes  |                          |
| LRMW-5  | 10/5/2015  | 626.69       | 629.20    | 615.73    | 605.73    | 13.25                        | 0.27                          | 13.52                      | 10.80                    | 615.89                 | -0.39                            | 10.22                 | Yes  |                          |
| LRMW-5  | 5/23/2016  | 626.69       | 629.20    | 615.73    | 605.73    | 10.80                        | 2.89                          | 13.69                      | 8.91                     | 617.78                 | 1.89                             | 12.67                 | Yes  |                          |
| LRMW-5  | 10/3/2016  | 626.69       | 629.20    | 615.73    | 605.73    | 14.13                        | 1.19                          | 15.32                      | 11.88                    | 614.81                 | -2.96                            | 9.34                  | No   |                          |
| LRMW-5  | 5/2/2017   | 626.69       | 629.20    | 615.73    | 605.73    | 10.63                        | 3.44                          | 14.07                      | 8.86                     | 617.83                 | 3.02                             | 12.84                 | Yes  |                          |
| LRMW-5  | 5/22/2017  | 626.69       | 629.20    | 615.73    | 605.73    | 9.65                         | 3.40                          | 13.05                      | 7.87                     | 618.82                 | 0.99                             | 13.82                 | Yes  |                          |
| LRMW-5  | 5/31/2017  | 626.69       | 629.20    | 615.73    | 605.73    | 9.92                         | 2.38                          | 12.30                      | 7.92                     | 618.77                 | -0.05                            | 13.55                 | Yes  |                          |
| LRMW-5  | 6/22/2017  | 626.69       | 629.20    | 615.73    | 605.73    | 11.89                        | 0.66                          | 12.55                      | 9.52                     | 617.17                 | -1.60                            | 11.58                 | Yes  |                          |
| LRMW-5  | 6/29/2017  | 626.69       | 629.20    | 615.73    | 605.73    | NP                           | 0.00                          | 15.09                      | 12.58                    | 614.11                 | -3.06                            | 8.38                  | No   |                          |
| LRMW-5  | 10/26/2017 | 626.69       | 629.20    | 615.73    | 605.73    | 10.10                        | 3.04                          | 13.14                      | 8.24                     | 618.45                 | 4.34                             | 13.37                 | Yes  |                          |
| LRMW-5  | 5/28/2019  | 626.69       | 629.20    | 615.73    | 605.73    | 10.07                        | 3.61                          | 13.68                      | 8.34                     | 618.35                 | -0.09                            | 13.40                 | Yes  |                          |
| LRMW-5  | 5/26/2020  | 626.69       | 629.20    | 615.73    | 605.73    | 11.31                        | 2.07                          | 13.38                      | 9.24                     | 617.45                 | -0.91                            | 12.16                 | Yes  |                          |
| LRMW-5  | 5/24/2021  | 626.69       | 629.20    | 615.73    | 605.73    | 12.10                        | 1.74                          | 13.84                      | 9.96                     | 616.73                 | -0.72                            | 11.37                 | Yes  |                          |
| LRMW-6  | 2/8/2001   | 628.97       | 632.50    | 619.36    | 609.36    | NP                           | 0.00                          | 19.47                      | 15.94                    | 613.03                 | NA                               | 3.67                  | No   |                          |
| LRMW-6  | 2/22/2001  | 628.97       | 632.50    | 619.36    | 609.36    | NP                           | 0.00                          | 19.55                      | 16.02                    | 612.95                 | -0.08                            | 3.59                  | No   |                          |
| LRMW-6  | 5/23/2001  | 628.97       | 632.50    | 619.36    | 609.36    | NP                           | 0.00                          | 15.70                      | 12.17                    | 616.80                 | 3.85                             | 7.44                  | No   |                          |
| LRMW-6  | 10/24/2001 | 628.97       | 632.50    | 619.36    | 609.36    | NP                           | 0.00                          | 18.82                      | 15.29                    | 613.68                 | -3.12                            | 4.32                  | No   |                          |
| LRMW-6  | 12/20/2001 | 629.00       | 632.50    | 619.36    | 609.36    | NP                           | 0.00                          | 18.44                      | 14.94                    | 614.06                 | 0.38                             | 4.70                  | No   |                          |
| LRMW-6  | 1/22/2002  | 629.00       | 632.50    | 619.36    | 609.36    | NP                           | 0.00                          | 19.26                      | 15.76                    | 613.24                 | -0.82                            | 3.88                  | No   |                          |
| LRMW-6  | 5/15/2002  | 629.00       | 632.50    | 619.36    | 609.36    | NP                           | 0.00                          | 16.87                      | 13.37                    | 615.63                 | 2.39                             | 6.27                  | No   |                          |
| LRMW-6  | 6/27/2002  | 629.00       | 632.50    | 619.36    | 609.36    | NP                           | 0.00                          | 17.11                      | 13.61                    | 615.39                 | -0.24                            | 6.03                  | No   |                          |
| LRMW-6  | 7/25/2002  | 629.00       | 632.50    | 619.36    | 609.36    | NP                           | 0.00                          | 17.53                      | 14.03                    | 614.97                 | -0.42                            | 5.61                  | No   |                          |
| LRMW-6  | 8/20/2002  | 629.00       | 632.50    | 619.36    | 609.36    | NP                           | 0.00                          | 16.94                      | 13.44                    | 615.56                 | 0.59                             | 6.20                  | No   |                          |
| LRMW-6  | 9/30/2002  | 629.00       | 632.50    | 619.36    | 609.36    | NP                           | 0.00                          | 16.90                      | 13.40                    | 615.60                 | 0.04                             | 6.24                  | No   |                          |
| LRMW-6  | 11/5/2002  | 629.00       | 632.50    | 619.36    | 609.36    | NP                           | 0.00                          | 17.90                      | 14.40                    | 614.60                 | -1.00                            | 5.24                  | No   |                          |
| LRMW-6  | 12/23/2002 | 629.00       | 632.50    | 619.36    | 609.36    | NP                           | 0.00                          | 18.45                      | 14.95                    | 614.05                 | -0.55                            | 4.69                  | No   |                          |
| LRMW-6  | 1/28/2003  | 629.00       | 632.50    | 619.36    | 609.36    | NP                           | 0.00                          | 19.38                      | 15.88                    | 613.12                 | -0.93                            | 3.76                  | No   |                          |

**Table 4**  
**Groundwater and LNAPL Gauging Data - Barge Dock**  
Former Amoco Terminal  
Superior, Wisconsin

| Well ID | Date       | Ground Elev. | TOC Elev. | TOS Elev. | BOS Elev. | Depth to Product (feet BTOC) | Free Product Thickness (feet) | Depth to Water (feet BTOC) | Corrected DTW (feet bgs) | Corrected GW Elevation | Change in Corrected GW Elevation | Liquid in Well (feet) | Screen Submerged Below Water Table? (YES/NO) | Comments/Observations |
|---------|------------|--------------|-----------|-----------|-----------|------------------------------|-------------------------------|----------------------------|--------------------------|------------------------|----------------------------------|-----------------------|--|-----------------------|
| LRMW-6  | 2/19/2003  | 629.00       | 632.50    | 619.36    | 609.36    | NP                           | 0.00                          | 18.94                      | 15.44                    | 613.56                 | 0.44                             | 4.20                  | No   |                       |
| LRMW-6  | 4/17/2003  | 629.00       | 632.50    | 619.36    | 609.36    | NP                           | 0.00                          | 23.14                      | 19.64                    | 609.36                 | -4.20                            | 0.00                  | No   |                       |
| LRMW-6  | 5/15/2003  | 629.00       | 632.50    | 619.36    | 609.36    | NP                           | 0.00                          | 18.99                      | 15.49                    | 613.51                 | 4.15                             | 4.15                  | No   |                       |
| LRMW-6  | 6/10/2003  | 629.00       | 632.50    | 619.36    | 609.36    | NP                           | 0.00                          | 18.57                      | 15.07                    | 613.93                 | 0.42                             | 4.57                  | No   |                       |
| LRMW-6  | 7/30/2003  | 629.00       | 632.50    | 619.36    | 609.36    | NP                           | 0.00                          | 18.40                      | 14.90                    | 614.10                 | 0.17                             | 4.74                  | No   |                       |
| LRMW-6  | 10/22/2003 | 629.00       | 632.50    | 619.36    | 609.36    | NP                           | 0.00                          | 19.68                      | 16.18                    | 612.82                 | -1.28                            | 3.46                  | No   |                       |
| LRMW-6  | 12/3/2003  | 629.30       | 632.45    | 619.31    | 609.31    | NP                           | 0.00                          | 19.89                      | 16.74                    | 612.56                 | -0.26                            | 3.25                  | No   |                       |
| LRMW-6  | 1/8/2004   | 629.30       | 632.45    | 619.31    | 609.31    | NP                           | 0.00                          | 20.43                      | 17.28                    | 612.02                 | -0.54                            | 2.71                  | No   |                       |
| LRMW-6  | 4/19/2004  | 629.30       | 632.45    | 619.31    | 609.31    | NP                           | 0.00                          | 19.41                      | 16.26                    | 613.04                 | 1.02                             | 3.73                  | No   |                       |
| LRMW-6  | 7/27/2004  | 629.30       | 632.45    | 619.31    | 609.31    | NP                           | 0.00                          | 18.32                      | 15.17                    | 614.13                 | 1.09                             | 4.82                  | No   |                       |
| LRMW-6  | 11/18/2004 | 629.30       | 632.45    | 619.31    | 609.31    | NP                           | 0.00                          | 17.12                      | 13.97                    | 615.33                 | 1.20                             | 6.02                  | No   |                       |
| LRMW-6  | 4/18/2005  | 629.30       | 632.45    | 619.31    | 609.31    | NP                           | 0.00                          | 16.92                      | 13.77                    | 615.53                 | 0.20                             | 6.22                  | No   |                       |
| LRMW-6  | 10/11/2005 | 629.30       | 632.45    | 619.31    | 609.31    | NP                           | 0.00                          | 16.56                      | 13.41                    | 615.89                 | 0.36                             | 6.58                  | No   |                       |
| LRMW-6  | 5/23/2006  | 629.30       | 632.45    | 619.31    | 609.31    | NP                           | 0.00                          | 15.77                      | 12.62                    | 616.68                 | 0.79                             | 7.37                  | No   |                       |
| LRMW-6  | 10/16/2006 | 629.30       | 632.45    | 619.31    | 609.31    | NP                           | 0.00                          | 18.54                      | 15.39                    | 613.91                 | -2.77                            | 4.60                  | No   |                       |
| LRMW-6  | 4/23/2007  | 629.30       | 632.45    | 619.31    | 609.31    | NP                           | 0.00                          | 18.34                      | 15.19                    | 614.11                 | 0.20                             | 4.80                  | No   |                       |
| LRMW-6  | 9/25/2007  | 629.30       | 632.32    | 619.18    | 609.18    | NP                           | 0.00                          | 18.71                      | 15.69                    | 613.61                 | -0.50                            | 4.43                  | No   |                       |
| LRMW-6  | 5/1/2008   | 629.30       | 632.32    | 619.18    | 609.18    | NP                           | 0.00                          | 15.43                      | 12.41                    | 616.89                 | 3.28                             | 7.71                  | No   |                       |
| LRMW-6  | 10/20/2008 | 629.30       | 632.32    | 619.18    | 609.18    | NP                           | 0.00                          | 15.28                      | 12.26                    | 617.04                 | 0.15                             | 7.86                  | No   |                       |
| LRMW-6  | 4/18/2009  | 629.30       | 632.32    | 619.18    | 609.18    | NP                           | 0.00                          | 16.22                      | 13.20                    | 616.10                 | -0.94                            | 6.92                  | No   |                       |
| LRMW-6  | 10/11/2009 | 629.30       | 632.32    | 619.18    | 609.18    | NP                           | 0.00                          | 17.99                      | 14.97                    | 614.33                 | -1.77                            | 5.15                  | No   |                       |
| LRMW-6  | 4/28/2010  | 629.30       | 632.32    | 619.18    | 609.18    | NP                           | 0.00                          | 17.62                      | 14.60                    | 614.70                 | 0.37                             | 5.52                  | No   |                       |
| LRMW-6  | 10/25/2010 | 629.30       | 632.32    | 619.18    | 609.18    | NP                           | 0.00                          | 15.99                      | 12.97                    | 616.33                 | 1.63                             | 7.15                  | No   |                       |
| LRMW-6  | 4/25/2011  | 629.30       | 632.32    | 619.18    | 609.18    | NP                           | 0.00                          | 16.05                      | 13.03                    | 616.27                 | -0.06                            | 7.09                  | No   |                       |
| LRMW-6  | 9/14/2011  | 629.30       | 632.32    | 619.18    | 609.18    | NP                           | 0.00                          | 16.75                      | 13.73                    | 615.57                 | -0.70                            | 6.39                  | No   |                       |
| LRMW-6  | 9/23/2011  | 629.30       | 632.32    | 619.18    | 609.18    | NP                           | 0.00                          | 17.02                      | 14.00                    | 615.30                 | -0.27                            | 6.12                  | No   |                       |
| LRMW-6  | 9/29/2011  | 629.30       | 632.32    | 619.18    | 609.18    | NP                           | 0.00                          | 17.02                      | 14.00                    | 615.30                 | 0.00                             | 6.12                  | No   |                       |
| LRMW-6  | 10/7/2011  | 629.30       | 632.32    | 619.18    | 609.18    | NP                           | 0.00                          | 17.21                      | 14.19                    | 615.11                 | -0.19                            | 5.93                  | No   |                       |
| LRMW-6  | 10/11/2011 | 629.30       | 632.32    | 619.18    | 609.18    | NP                           | 0.00                          | 17.23                      | 14.21                    | 615.09                 | -0.02                            | 5.91                  | No   |                       |
| LRMW-6  | 10/21/2011 | 629.30       | 632.32    | 619.18    | 609.18    | NP                           | 0.00                          | 17.58                      | 14.56                    | 614.74                 | -0.35                            | 5.56                  | No   |                       |
| LRMW-6  | 10/27/2011 | 629.30       | 632.32    | 619.18    | 609.18    | NP                           | 0.00                          | 17.66                      | 14.64                    | 614.66                 | -0.08                            | 5.48                  | No   |                       |
| LRMW-6  | 11/3/2011  | 629.30       | 632.32    | 619.18    | 609.18    | NP                           | 0.00                          | 17.96                      | 14.94                    | 614.36                 | -0.30                            | 5.18                  | No   |                       |
| LRMW-6  | 11/9/2011  | 629.30       | 632.32    | 619.18    | 609.18    | NP                           | 0.00                          | 17.90                      | 14.88                    | 614.42                 | 0.06                             | 5.24                  | No   |                       |
| LRMW-6  | 11/17/2011 | 629.30       | 632.32    | 619.18    | 609.18    | NP                           | 0.00                          | 18.25                      | 15.23                    | 614.07                 | -0.35                            | 4.89                  | No   |                       |
| LRMW-6  | 11/22/2011 | 629.30       | 632.32    | 619.18    | 609.18    | NP                           | 0.00                          | 18.22                      | 15.20                    | 614.10                 | 0.03                             | 4.92                  | No   |                       |
| LRMW-6  | 12/1/2011  | 629.30       | 632.32    | 619.18    | 609.18    | NP                           | 0.00                          | 18.36                      | 15.34                    | 613.96                 | -0.14                            | 4.78                  | No   |                       |
| LRMW-6  | 1/4/2012   | 629.30       | 632.32    | 619.18    | 609.18    | NP                           | 0.00                          | 18.92                      | 15.90                    | 613.40                 | -0.56                            | 4.22                  | No   |                       |
| LRMW-6  | 2/16/2012  | 629.30       | 632.32    | 619.18    | 609.18    | NP                           | 0.00                          | 19.71                      | 16.69                    | 612.61                 | -0.79                            | 3.43                  | No   |                       |
| LRMW-6  | 3/13/2012  | 629.30       | 632.32    | 619.18    | 609.18    | NP                           | 0.00                          | 19.78                      | 16.76                    | 612.54                 | -0.07                            | 3.36                  | No   |                       |
| LRMW-6  | 4/16/2012  | 629.30       | 632.32    | 619.18    | 609.18    | NP                           | 0.00                          | 18.34                      | 15.32                    | 613.98                 | 1.44                             | 4.80                  | No   |                       |
| LRMW-6  | 5/18/2012  | 629.30       | 632.32    | 619.18    | 609.18    | NP                           | 0.00                          | 17.48                      | 14.46                    | 614.84                 | 0.86                             | 5.66                  | No   |                       |
| LRMW-6  | 6/28/2012  | 629.30       | 632.32    | 619.18    | 609.18    | NP                           | 0.00                          | 14.33                      | 11.31                    | 617.99                 | 3.15                             | 8.81                  | No   |                       |
| LRMW-6  | 7/24/2012  | 629.30       | 632.32    | 619.18    | 609.18    | NP                           | 0.00                          | 16.81                      | 13.79                    | 615.51                 | -2.48                            | 6.33                  | No   |                       |

**Table 4**  
**Groundwater and LNAPL Gauging Data - Barge Dock**  
**Former Amoco Terminal**  
**Superior, Wisconsin**

| Well ID | Date       | Ground Elev. | TOC Elev. | TOS Elev. | BOS Elev. | Depth to Product (feet BTOC) | Free Product Thickness (feet) | Depth to Water (feet BTOC) | Corrected DTW (feet bgs) | Corrected GW Elevation | Change in Corrected GW Elevation | Liquid in Well (feet) | Screen Submerged Below Water Table? (YES/NO) | Comments/Observations |
|---------|------------|--------------|-----------|-----------|-----------|------------------------------|-------------------------------|----------------------------|--------------------------|------------------------|----------------------------------|-----------------------|--|-----------------------|
| LRMW-6  | 8/17/2012  | 629.30       | 632.32    | 619.18    | 609.18    | NP                           | 0.00                          | 17.44                      | 14.42                    | 614.88                 | -0.63                            | 5.70                  | No   |                       |
| LRMW-6  | 9/17/2012  | 629.30       | 632.32    | 619.18    | 609.18    | NP                           | 0.00                          | 18.45                      | 15.43                    | 613.87                 | -1.01                            | 4.69                  | No   |                       |
| LRMW-6  | 9/30/2012  | 629.30       | 632.32    | 619.18    | 609.18    | NP                           | 0.00                          | 18.75                      | 15.73                    | 613.57                 | -0.30                            | 4.39                  | No   |                       |
| LRMW-6  | 11/21/2012 | 629.30       | 632.32    | 619.18    | 609.18    | NP                           | 0.00                          | 18.83                      | 15.81                    | 613.49                 | -0.08                            | 4.31                  | No   |                       |
| LRMW-6  | 12/17/2012 | 629.30       | 632.32    | 619.18    | 609.18    | NP                           | 0.00                          | 18.97                      | 15.95                    | 613.35                 | -0.14                            | 4.17                  | No   |                       |
| LRMW-6  | 3/25/2013  | 629.30       | 632.32    | 619.18    | 609.18    | NP                           | 0.00                          | 20.39                      | 17.37                    | 611.93                 | -1.42                            | 2.75                  | No   |                       |
| LRMW-6  | 5/6/2013   | 629.30       | 632.32    | 619.18    | 609.18    | NP                           | 0.00                          | 17.69                      | 14.67                    | 614.63                 | 2.70                             | 5.45                  | No   |                       |
| LRMW-6  | 10/3/2013  | 629.30       | 632.32    | 619.18    | 609.18    | NP                           | 0.00                          | 18.73                      | 15.71                    | 613.59                 | -1.04                            | 4.41                  | No   |                       |
| LRMW-6  | 5/21/2014  | 629.30       | 632.32    | 619.18    | 609.18    | NP                           | 0.00                          | 14.52                      | 11.50                    | 617.80                 | 4.21                             | 8.62                  | No   |                       |
| LRMW-6  | 10/31/2014 | 629.30       | 632.32    | 619.18    | 609.18    | NP                           | 0.00                          | 16.93                      | 13.91                    | 615.39                 | -2.41                            | 6.21                  | No   |                       |
| LRMW-6  | 5/6/2015   | 629.30       | 632.32    | 619.18    | 609.18    | NP                           | 0.00                          | 17.84                      | 14.82                    | 614.48                 | -0.91                            | 5.30                  | No   |                       |
| LRMW-6  | 10/5/2015  | 629.30       | 632.32    | 619.18    | 609.18    | NP                           | 0.00                          | 16.17                      | 13.15                    | 616.15                 | 1.67                             | 6.97                  | No   |                       |
| LRMW-6  | 5/23/2016  | 629.30       | 632.32    | 619.18    | 609.18    | NP                           | 0.00                          | 14.27                      | 11.25                    | 618.05                 | 1.90                             | 8.87                  | No   |                       |
| LRMW-6  | 10/3/2016  | 629.30       | 632.32    | 619.18    | 609.18    | NP                           | 0.00                          | 15.98                      | 12.96                    | 616.34                 | -1.71                            | 7.16                  | No   |                       |
| LRMW-6  | 8/8/2017   | 629.30       | 632.32    | 619.18    | 609.18    | NP                           | 0.00                          | 15.06                      | 12.04                    | 617.26                 | 0.92                             | 8.08                  | No   |                       |
| LRMW-6  | 8/15/2017  | 629.30       | 632.32    | 619.18    | 609.18    | NP                           | 0.00                          | 14.28                      | 11.26                    | 618.04                 | 0.78                             | 8.86                  | No   |                       |
| LRMW-6  | 5/30/2018  | 629.30       | 632.32    | 619.18    | 609.18    | NP                           | 0.00                          | 16.22                      | 13.20                    | 616.10                 | -1.94                            | 6.92                  | No   |                       |
| LRMW-6  | 6/18/2018  | 629.30       | 632.32    | 619.18    | 609.18    | NP                           | 0.00                          | 14.86                      | 11.84                    | 617.46                 | 1.36                             | 8.28                  | No   |                       |
| LRMW-6  | 6/3/2019   | 629.30       | 632.32    | 619.18    | 609.18    | NP                           | 0.00                          | 14.32                      | 11.30                    | 618.00                 | 0.54                             | 8.82                  | No   |                       |
| LRMW-6  | 3/31/2020  | 629.30       | 632.32    | 619.18    | 609.18    | NP                           | 0.00                          | 12.82                      | 9.80                     | 619.50                 | 1.50                             | 10.32                 | Yes  |                       |
| LRMW-6  | 5/26/2020  | 629.30       | 632.32    | 619.18    | 609.18    | NP                           | 0.00                          | 14.58                      | 11.56                    | 617.74                 | -1.76                            | 8.56                  | No   |                       |
| LRMW-6  | 5/24/2021  | 629.30       | 632.32    | 619.18    | 609.18    | NP                           | 0.00                          | 15.47                      | 12.45                    | 616.85                 | -0.89                            | 7.67                  | No   |                       |
| LRMW-7  | 7/27/2011  | 627.00       | 629.06    | 611.00    | 596.00    | 11.02                        | 6.90                          | 17.92                      | 10.44                    | 616.56                 | NA                               | 22.04                 | Yes  |                       |
| LRMW-7  | 7/28/2011  | 627.00       | 629.06    | 611.00    | 596.00    | 10.64                        | 8.54                          | 19.18                      | 10.41                    | 616.59                 | 0.03                             | 22.42                 | Yes  |                       |
| LRMW-7  | 8/1/2011   | 627.00       | 629.06    | 611.00    | 596.00    | 10.80                        | 8.98                          | 19.78                      | 10.67                    | 616.33                 | -0.25                            | 22.26                 | Yes  |                       |
| LRMW-7  | 8/18/2011  | 627.00       | 629.06    | 611.00    | 596.00    | 9.98                         | 9.72                          | 19.70                      | 10.01                    | 616.99                 | 0.66                             | 23.08                 | Yes  |                       |
| LRMW-7  | 8/25/2011  | 627.00       | 629.06    | 611.00    | 596.00    | 10.73                        | 8.95                          | 19.68                      | 10.59                    | 616.41                 | -0.58                            | 22.33                 | Yes  |                       |
| LRMW-7  | 9/1/2011   | 627.00       | 629.06    | 611.00    | 596.00    | 11.23                        | 8.56                          | 19.79                      | 11.01                    | 615.99                 | -0.42                            | 21.83                 | Yes  |                       |
| LRMW-7  | 9/8/2011   | 627.00       | 629.06    | 611.00    | 596.00    | 11.99                        | 7.73                          | 19.72                      | 11.59                    | 615.41                 | -0.58                            | 21.07                 | Yes  |                       |
| LRMW-7  | 9/14/2011  | 627.00       | 629.06    | 611.00    | 596.00    | 12.64                        | 7.03                          | 19.67                      | 12.09                    | 614.91                 | -0.50                            | 20.42                 | Yes  |                       |
| LRMW-7  | 9/23/2011  | 627.00       | 629.06    | 611.00    | 596.00    | 12.92                        | 6.96                          | 19.88                      | 12.36                    | 614.64                 | -0.26                            | 20.14                 | Yes  |                       |
| LRMW-7  | 9/29/2011  | 627.00       | 629.06    | 611.00    | 596.00    | 13.09                        | 6.79                          | 19.88                      | 12.49                    | 614.51                 | -0.13                            | 19.97                 | Yes  |                       |
| LRMW-7  | 10/7/2011  | 627.00       | 629.06    | 611.00    | 596.00    | 13.32                        | 6.41                          | 19.73                      | 12.64                    | 614.36                 | -0.15                            | 19.74                 | Yes  |                       |
| LRMW-7  | 10/11/2011 | 627.00       | 629.06    | 611.00    | 596.00    | 13.65                        | 6.31                          | 19.96                      | 12.95                    | 614.05                 | -0.31                            | 19.41                 | Yes  |                       |
| LRMW-7  | 10/21/2011 | 627.00       | 629.06    | 611.00    | 596.00    | 13.85                        | 5.11                          | 18.96                      | 12.89                    | 614.11                 | 0.06                             | 19.21                 | Yes  |                       |
| LRMW-7  | 10/27/2011 | 627.00       | 629.06    | 611.00    | 596.00    | 14.01                        | 5.29                          | 19.30                      | 13.09                    | 613.91                 | -0.20                            | 19.05                 | Yes  |                       |
| LRMW-7  | 11/3/2011  | 627.00       | 629.06    | 611.00    | 596.00    | 14.29                        | 5.16                          | 19.45                      | 13.34                    | 613.66                 | -0.25                            | 18.77                 | Yes  |                       |
| LRMW-7  | 11/9/2011  | 627.00       | 629.06    | 611.00    | 596.00    | 14.22                        | 5.24                          | 19.46                      | 13.29                    | 613.71                 | 0.05                             | 18.84                 | Yes  |                       |
| LRMW-7  | 11/10/2011 | 627.00       | 629.06    | 611.00    | 596.00    | 14.41                        | 5.19                          | 19.60                      | 13.47                    | 613.53                 | -0.18                            | 18.65                 | Yes  |                       |
| LRMW-7  | 11/10/2011 | 627.00       | 629.06    | 611.00    | 596.00    | 16.12                        | 0.03                          | 16.15                      | 14.07                    | 612.93                 | -0.60                            | 16.94                 | Yes  | Before EFR            |
| LRMW-7  | 11/13/2011 | 627.00       | 629.06    | 611.00    | 596.00    | 14.58                        | 3.85                          | 18.43                      | 13.35                    | 613.65                 | 0.72                             | 18.48                 | Yes  | After EFR             |
| LRMW-7  | 11/17/2011 | 627.00       | 629.06    | 611.00    | 596.00    | 14.75                        | 4.29                          | 19.04                      | 13.61                    | 613.39                 | -0.26                            | 18.31                 | Yes  |                       |

**Table 4**  
**Groundwater and LNAPL Gauging Data - Barge Dock**  
**Former Amoco Terminal**  
**Superior, Wisconsin**

| Well ID | Date       | Ground Elev. | TOC Elev. | TOS Elev. | BOS Elev. | Depth to Product (feet BTOC) | Free Product Thickness (feet) | Depth to Water (feet BTOC)        | Corrected DTW (feet bgs) | Corrected GW Elevation | Change in Corrected GW Elevation | Liquid in Well (feet) | Screen Submerged Below Water Table? (YES/NO) | Comments/Observations   |
|---------|------------|--------------|-----------|-----------|-----------|------------------------------|-------------------------------|-----------------------------------|--------------------------|------------------------|----------------------------------|-----------------------|--|---|
| LRMW-7  | 11/22/2011 | 627.00       | 629.06    | 611.00    | 596.00    | 14.73                        | 4.51                          | 19.24                             | 13.64                    | 613.36                 | -0.03                            | 18.33                 | Yes  |   |
| LRMW-7  | 12/1/2011  | 627.00       | 629.06    | 611.00    | 596.00    | 14.91                        | 4.63                          | 19.54                             | 13.84                    | 613.16                 | -0.21                            | 18.15                 | Yes  |   |
| LRMW-7  | 1/4/2012   | 627.00       | 629.06    | 611.00    | 596.00    | 15.35                        | 4.70                          | 20.05                             | 14.30                    | 612.70                 | -0.46                            | 17.71                 | Yes  |   |
| LRMW-7  | 2/16/2012  | 627.00       | 629.06    | 611.00    | 596.00    | 16.22                        | 4.06                          | 20.28                             | 15.03                    | 611.97                 | -0.73                            | 16.84                 | Yes  |   |
| LRMW-7  | 3/13/2012  | 627.00       | 629.06    | 611.00    | 596.00    | 16.12                        | 3.84                          | 19.96                             | 14.89                    | 612.11                 | 0.15                             | 16.94                 | Yes  |   |
| LRMW-7  | 4/12/2012  | 627.00       | 629.06    | 611.00    | 596.00    | 15.19                        | 4.77                          | 19.96                             | 14.15                    | 612.85                 | 0.73                             | 17.87                 | Yes  |   |
| LRMW-7  | 4/16/2012  | 627.00       | 629.06    | 611.00    | 596.00    | 14.94                        | 4.49                          | 19.43                             | 13.84                    | 613.16                 | 0.31                             | 18.12                 | Yes  | Spill Buddy Before Reading  |
| LRMW-7  | 5/18/2012  | 627.00       | 629.06    | 611.00    | 596.00    | 13.44                        | 6.71                          | 20.15                             | 12.82                    | 614.18                 | 1.02                             | 19.62                 | Yes  |   |
| LRMW-7  | 6/28/2012  | 627.00       | 629.06    | 611.00    | 596.00    | 9.27                         | 10.58                         | 19.85                             | 9.48                     | 617.52                 | 3.34                             | 23.79                 | Yes  |   |
| LRMW-7  | 7/2/2012   | 627.00       | 629.06    | 611.00    | 596.00    | 10.07                        | 9.89                          | 19.96                             | 10.13                    | 616.87                 | -0.65                            | 22.99                 | Yes  |   |
| LRMW-7  | 11/21/2012 | 627.00       | 629.06    | 611.00    | 596.00    | 17.04                        | 2.33                          | 19.37                             | 15.48                    | 611.52                 | -5.35                            | 16.02                 | Yes  | Installed Portable System 2 on LRMW 7, gauge before starting portable system. |
| LRMW-7  | 12/17/2012 | 627.00       | 629.06    | 611.00    | 596.00    | 15.79                        | 3.78                          | 19.57                             | 14.54                    | 612.46                 | 0.94                             | 17.27                 | Yes  |   |
| LRMW-7  | 3/25/2013  | 627.00       | 629.06    | 611.00    | 596.00    | 17.12                        | 2.97                          | 20.09                             | 15.70                    | 611.30                 | -1.16                            | 15.94                 | Yes  |   |
| LRMW-7  | 4/29/2013  | 627.00       | 629.06    | 611.00    | 596.00    | 14.19                        | 4.99                          | 19.18                             | 13.20                    | 613.80                 | 2.50                             | 18.87                 | Yes  |   |
| LRMW-7  | 5/6/2013   | 627.00       | 629.06    | 611.00    | 596.00    | 13.90                        | 6.02                          | 19.92                             | 13.13                    | 613.87                 | 0.07                             | 19.16                 | Yes  | Spill Buddy Before Reading  |
| LRMW-7  | 10/3/2013  | 627.00       | 629.06    | 611.00    | 596.00    | 15.04                        | 4.77                          | 19.81                             | 14.00                    | 613.00                 | -0.87                            | 18.02                 | Yes  |   |
| LRMW-7  | 5/22/2014  | 627.00       | 629.06    | 611.00    | 596.00    | 9.58                         | 9.81                          | 19.39                             | 9.63                     | 617.37                 | 4.38                             | 23.48                 | Yes  |   |
| LRMW-7  | 10/31/2014 | 627.00       | 629.06    | 611.00    | 596.00    | 12.76                        | 7.02                          | 19.78                             | 12.21                    | 614.79                 | -2.58                            | 20.30                 | Yes  |   |
| LRMW-7  | 4/15/2015  | 627.00       | 629.06    | 611.00    | 596.00    | 16.19                        | 3.14                          | 19.33                             | 14.80                    | 612.20                 | -2.60                            | 16.87                 | Yes  |   |
| LRMW-7  | 4/22/2015  | 627.00       | 629.06    | 611.00    | 596.00    | 14.57                        | 3.97                          | 18.54                             | 13.36                    | 613.64                 | 1.44                             | 18.49                 | Yes  |   |
| LRMW-7  | 4/29/2015  | 627.00       | 629.06    | 611.00    | 596.00    | 14.25                        | 4.35                          | 18.60                             | 13.12                    | 613.88                 | 0.24                             | 18.81                 | Yes  |   |
| LRMW-7  | 5/6/2015   | 627.00       | 629.06    | 611.00    | 596.00    | 14.21                        | 4.61                          | 18.82                             | 13.14                    | 613.86                 | -0.02                            | 18.85                 | Yes  |   |
| LRMW-7  | 5/12/2015  | 627.00       | 629.06    | 611.00    | 596.00    | 13.35                        | 5.59                          | 18.94                             | 12.49                    | 614.51                 | 0.65                             | 19.71                 | Yes  |   |
| LRMW-7  | 6/9/2015   | 627.00       | 629.06    | 611.00    | 596.00    | 11.74                        | 7.79                          | 19.53                             | 11.35                    | 615.65                 | 1.14                             | 21.32                 | Yes  |   |
| LRMW-7  | 10/5/2015  | 627.00       | 629.06    | 611.00    | 596.00    | 11.89                        | 7.27                          | 19.16                             | 11.39                    | 615.61                 | -0.04                            | 21.17                 | Yes  |   |
| LRMW-7  | 5/23/2016  | 627.00       | 629.06    | 611.00    | 596.00    | 9.60                         | 10.30                         | 19.90                             | 9.75                     | 617.25                 | 1.64                             | 23.46                 | Yes  |   |
| LRMW-7  | 10/3/2016  | 627.00       | 629.06    | 611.00    | 596.00    | 11.81                        | 7.91                          | 19.72                             | 11.45                    | 615.55                 | -1.70                            | 21.25                 | Yes  |   |
| LRMW-7  | 5/2/2017   | 627.00       | 629.06    | 611.00    | 596.00    | 9.80                         | 9.36                          | 19.16                             | 9.75                     | 617.25                 | 1.70                             | 23.26                 | Yes  |   |
| LRMW-7  | 5/8/2017   | 627.00       | 629.06    | 611.00    | 596.00    | 10.17                        | 8.53                          | 18.70                             | 9.94                     | 617.06                 | -0.19                            | 22.89                 | Yes  |   |
| LRMW-7  | 5/18/2017  | 627.00       | 629.06    | 611.00    | 596.00    | 9.65                         | 9.45                          | 19.10                             | 9.62                     | 617.38                 | 0.32                             | 23.41                 | Yes  |   |
| LRMW-7  | 5/22/2017  | 627.00       | 629.06    | 611.00    | 596.00    | 8.34                         | 10.25                         | 18.59                             | 8.48                     | 618.52                 | 1.14                             | 24.72                 | Yes  |   |
| LRMW-7  | 5/25/2017  | 627.00       | 629.06    | 611.00    | 596.00    | 8.42                         | 9.93                          | 18.35                             | 8.49                     | 618.51                 | -0.01                            | 24.64                 | Yes  |   |
| LRMW-7  | 5/31/2017  | 627.00       | 629.06    | 611.00    | 596.00    | 8.24                         | 11.13                         | 19.37                             | 8.57                     | 618.43                 | -0.08                            | 24.82                 | Yes  |   |
| LRMW-7  | 6/21/2017  | 627.00       | 629.06    | 611.00    | 596.00    | 10.23                        | 9.36                          | 19.59                             | 10.18                    | 616.82                 | -1.61                            | 22.83                 | Yes  |   |
| LRMW-7  | 6/22/2017  | 627.00       | 629.06    | 611.00    | 596.00    | 11.42                        | 4.30                          | 15.72                             | 10.28                    | 616.72                 | -0.10                            | 21.64                 | Yes  |   |
| LRMW-7  | 6/29/2017  | 627.00       | 629.06    | 611.00    | 596.00    | 10.67                        | 8.17                          | 18.84                             | 10.37                    | 616.63                 | -0.08                            | 22.39                 | Yes  |   |
| LRMW-7  | 7/7/2017   | 627.00       | 629.06    | 611.00    | 596.00    | 9.93                         | 9.02                          | 18.95                             | 9.81                     | 617.19                 | 0.56                             | 23.13                 | Yes  |   |
| LRMW-7  | 7/12/2017  | 627.00       | 629.06    | 611.00    | 596.00    | 9.75                         | 9.52                          | 19.27                             | 9.74                     | 617.26                 | 0.07                             | 23.31                 | Yes  |   |
| LRMW-7  | 7/19/2017  | 627.00       | 629.06    | 611.00    | 596.00    | 9.62                         | 9.65                          | 19.27                             | 9.63                     | 617.37                 | 0.10                             | 23.44                 | Yes  |   |
| LRMW-7  | 7/26/2017  | 627.00       | 629.06    | 611.00    | 596.00    | 9.95                         | 9.19                          | 19.14                             | 9.86                     | 617.14                 | -0.23                            | 23.11                 | Yes  |   |
| LRMW-7  | 7/27/2017  | 627.00       | 629.06    | 611.00    | 596.00    | 11.51                        | 3.45                          | 14.96                             | 10.19                    | 616.81                 | -0.33                            | 21.55                 | Yes  |   |
| LRMW-7  | 8/4/2017   | 627.00       | 629.06    | 611.00    | 596.00    | 10.52                        | 8.18                          | 18.70                             | 10.22                    | 616.78                 | -0.03                            | 22.54                 | Yes  |   |
| LRMW-7  | 8/8/2017   | 627.00       | 629.06    | 611.00    | 596.00    | 11.35                        | 5.16                          | 16.51                             | 10.40                    | 616.60                 | -0.18                            | 21.71                 | Yes  |   |
| LRMW-7  | 8/15/2017  | 627.00       | 629.06    | 611.00    | 596.00    | 9.79                         | 8.64                          | 18.43                             | 9.59                     | 617.41                 | 0.81                             | 23.27                 | Yes  |   |
| LRMW-7  | 8/22/2017  |              |           |           |           |                              |                               | Portable Skimmer System Installed |                          |                        |                                  |                       |  |   |
| LRMW-7  | 8/22/2017  | 627.00       | 629.06    | 611.00    | 596.00    | 9.36                         | 9.24                          | 18.60                             | 9.29                     | 617.71                 | 0.30                             | 23.70                 | Yes  |   |
| LRMW-7  | 9/7/2017   | 627.00       | 629.06    | 611.00    | 596.00    | 8.35                         | 10.99                         | 19.34                             | 8.65                     | 618.35                 | 0.63                             | 24.71                 | Yes  |   |
| LRMW-7  | 9/19/2017  | 627.00       | 629.06    | 611.00    | 596.00    | 10.28                        | 7.04                          | 17.32                             | 9.73                     | 617.27                 | -1.08                            | 22.78                 | Yes  |   |
| LRMW-7  | 9/27/2017  | 627.00       | 629.06    | 611.00    | 596.00    | 11.47                        | 0.16                          | 11.63                             | 9.44                     | 617.56                 | 0.29                             | 21.59                 | Yes  |   |
| LRMW-7  | 10/12/2017 | 627.00       | 629.06    | 611.00    | 596.00    | 10.48                        | 0.30                          | 10.78                             | 8.48                     | 618.52                 | 0.96                             | 22.58                 | Yes  |   |



**Table 4**  
**Groundwater and LNAPL Gauging Data - Barge Dock**  
**Former Amoco Terminal**  
**Superior, Wisconsin**

| Well ID | Date       | Ground Elev. | TOC Elev. | TOS Elev. | BOS Elev. | Depth to Product (feet BTOC) | Free Product Thickness (feet) | Depth to Water (feet BTOC) | Corrected DTW (feet bgs) | Corrected GW Elevation | Change in Corrected GW Elevation | Liquid in Well (feet) | Screen Submerged Below Water Table? (YES/NO) | Comments/Observations     |
|---------|------------|--------------|-----------|-----------|-----------|------------------------------|-------------------------------|----------------------------|--------------------------|------------------------|----------------------------------|-----------------------|--|---------------------------|
| LRMW-7  | 10/26/2017 | 627.00       | 629.06    | 611.00    | 596.00    | 11.01                        | 0.06                          | 11.07                      | 8.96                     | 618.04                 | -0.48                            | 22.05                 | Yes  |                           |
| LRMW-7  | 5/14/2018  | 627.00       | 629.06    | 611.00    | 596.00    | 12.26                        | 7.36                          | 19.62                      | 11.78                    | 615.22                 | -2.82                            | 20.80                 | Yes  |                           |
| LRMW-7  | 5/15/2018  | 627.00       | 629.06    | 611.00    | 596.00    | 13.49                        | 2.96                          | 16.45                      | 12.07                    | 614.93                 | -0.28                            | 19.57                 | Yes  |                           |
| LRMW-7  | 5/23/2018  | 627.00       | 629.06    | 611.00    | 596.00    | 14.45                        | 0.12                          | 14.57                      | 12.42                    | 614.58                 | -0.35                            | 18.61                 | Yes  | Portable system restarted |
| LRMW-7  | 5/24/2018  | 627.00       | 629.06    | 611.00    | 596.00    | 14.40                        | 0.15                          | 14.55                      | 12.37                    | 614.63                 | 0.04                             | 18.66                 | Yes  |                           |
| LRMW-7  | 5/30/2018  | 627.00       | 629.06    | 611.00    | 596.00    | 13.64                        | 0.79                          | 14.43                      | 11.75                    | 615.25                 | 0.62                             | 19.42                 | Yes  |                           |
| LRMW-7  | 6/8/2018   | 627.00       | 629.06    | 611.00    | 596.00    | 13.20                        | 0.01                          | 13.21                      | 11.14                    | 615.86                 | 0.61                             | 19.86                 | Yes  |                           |
| LRMW-7  | 6/12/2018  | 627.00       | 629.06    | 611.00    | 596.00    | 13.35                        | 0.05                          | 13.40                      | 11.30                    | 615.70                 | -0.16                            | 19.71                 | Yes  |                           |
| LRMW-7  | 6/15/2018  | 627.00       | 629.06    | 611.00    | 596.00    | 12.71                        | 2.52                          | 15.23                      | 11.19                    | 615.81                 | 0.11                             | 20.35                 | Yes  |                           |
| LRMW-7  | 6/19/2018  | 627.00       | 629.06    | 611.00    | 596.00    | 11.72                        | 1.54                          | 13.26                      | 9.99                     | 617.01                 | 1.20                             | 21.34                 | Yes  |                           |
| LRMW-7  | 6/27/2018  | 627.00       | 629.06    | 611.00    | 596.00    | 12.76                        | 0.24                          | 13.00                      | 10.75                    | 616.25                 | -0.76                            | 20.30                 | Yes  |                           |
| LRMW-7  | 6/28/2018  | 627.00       | 629.06    | 611.00    | 596.00    | 12.76                        | 0.24                          | 13.00                      | 10.75                    | 616.25                 | 0.00                             | 20.30                 | Yes  |                           |
| LRMW-7  | 7/10/2018  | 627.00       | 629.06    | 611.00    | 596.00    | 12.88                        | 0.03                          | 12.91                      | 10.83                    | 616.17                 | -0.07                            | 20.18                 | Yes  |                           |
| LRMW-7  | 7/25/2018  | 627.00       | 629.06    | 611.00    | 596.00    | 13.75                        | 0.60                          | 14.35                      | 11.82                    | 615.18                 | -0.99                            | 19.31                 | Yes  |                           |
| LRMW-7  | 8/8/2018   | 627.00       | 629.06    | 611.00    | 596.00    | 14.34                        | 0.30                          | 14.64                      | 12.34                    | 614.66                 | -0.53                            | 18.72                 | Yes  |                           |
| LRMW-7  | 8/16/2018  | 627.00       | 629.06    | 611.00    | 596.00    | 14.76                        | 0.24                          | 15.00                      | 12.75                    | 614.25                 | -0.41                            | 18.30                 | Yes  |                           |
| LRMW-7  | 8/28/2018  | 627.00       | 629.06    | 611.00    | 596.00    | 13.96                        | 0.43                          | 14.39                      | 11.99                    | 615.01                 | 0.76                             | 19.10                 | Yes  |                           |
| LRMW-7  | 9/4/2018   | 627.00       | 629.06    | 611.00    | 596.00    | 13.73                        | 3.35                          | 17.08                      | 12.39                    | 614.61                 | -0.40                            | 19.33                 | Yes  |                           |
| LRMW-7  | 10/2/2018  | 627.00       | 629.06    | 611.00    | 596.00    | 12.57                        | 6.37                          | 18.94                      | 11.88                    | 615.12                 | 0.51                             | 20.49                 | Yes  | Pump taken out of well    |
| LRMW-7  | 10/16/2018 | 627.00       | 629.06    | 611.00    | 596.00    | 10.96                        | 7.89                          | 18.85                      | 10.60                    | 616.40                 | 1.28                             | 22.10                 | Yes  |                           |
| LRMW-7  | 10/22/2018 | 627.00       | 629.06    | 611.00    | 596.00    | 11.88                        | 4.87                          | 16.75                      | 10.87                    | 616.13                 | -0.27                            | 21.18                 | Yes  |                           |
| LRMW-7  | 10/29/2018 | 627.00       | 629.06    | 611.00    | 596.00    | 12.12                        | 3.61                          | 15.73                      | 10.84                    | 616.16                 | 0.03                             | 20.94                 | Yes  |                           |
| LRMW-7  | 5/2/2019   | 627.00       | 629.06    | 611.00    | 596.00    | 10.75                        | 8.60                          | 19.35                      | 10.54                    | 616.46                 | 0.30                             | 22.31                 | Yes  |                           |
| LRMW-7  | 5/7/2019   | 627.00       | 629.06    | 611.00    | 596.00    | 12.51                        | 1.08                          | 13.59                      | 10.68                    | 616.32                 | -0.14                            | 20.55                 | Yes  |                           |
| LRMW-7  | 5/14/2019  | 627.00       | 629.06    | 611.00    | 596.00    | 12.15                        | 0.07                          | 12.22                      | 10.11                    | 616.89                 | 0.58                             | 20.91                 | Yes  | Pump Installed in Well    |
| LRMW-7  | 5/22/2019  | 627.00       | 629.06    | 611.00    | 596.00    | 11.26                        | 0.35                          | 11.61                      | 9.28                     | 617.72                 | 0.83                             | 21.80                 | Yes  |                           |
| LRMW-7  | 5/28/2019  | 627.00       | 629.06    | 611.00    | 596.00    | 11.20                        | 0.15                          | 11.35                      | 9.17                     | 617.83                 | 0.10                             | 21.86                 | Yes  |                           |
| LRMW-7  | 6/13/2019  | 627.00       | 629.06    | 611.00    | 596.00    | 9.65                         | 8.40                          | 18.05                      | 9.39                     | 617.61                 | -0.22                            | 23.41                 | Yes  | System shut down 6/4/2019 |
| LRMW-7  | 6/24/2019  | 627.00       | 629.06    | 611.00    | 596.00    | 10.36                        | 9.00                          | 19.36                      | 10.23                    | 616.77                 | -0.84                            | 22.70                 | Yes  | Pump taken out of well    |
| LRMW-7  | 7/3/2019   | 627.00       | 629.06    | 611.00    | 596.00    | 9.81                         | 8.85                          | 18.66                      | 9.65                     | 617.35                 | 0.58                             | 23.25                 | Yes  |                           |
| LRMW-7  | 7/25/2019  | 627.00       | 629.06    | 611.00    | 596.00    | 11.87                        | 7.72                          | 19.59                      | 11.47                    | 615.53                 | -1.82                            | 21.19                 | Yes  |                           |
| LRMW-7  | 8/5/2019   | 627.00       | 629.06    | 611.00    | 596.00    | 12.86                        | 4.42                          | 17.28                      | 11.75                    | 615.25                 | -0.28                            | 20.20                 | Yes  |                           |
| LRMW-7  | 8/14/2019  | 627.00       | 629.06    | 611.00    | 596.00    | 13.06                        | 6.00                          | 19.06                      | 12.29                    | 614.71                 | -0.54                            | 20.00                 | Yes  |                           |
| LRMW-7  | 8/28/2019  | 627.00       | 629.06    | 611.00    | 596.00    | 13.08                        | 6.17                          | 19.25                      | 12.35                    | 614.65                 | -0.06                            | 19.98                 | Yes  |                           |
| LRMW-7  | 9/12/2019  | 627.00       | 629.06    | 611.00    | 596.00    | 12.54                        | 6.36                          | 18.90                      | 11.85                    | 615.15                 | 0.50                             | 20.52                 | Yes  |                           |
| LRMW-7  | 9/25/2019  | 627.00       | 629.06    | 611.00    | 596.00    | 11.73                        | 6.98                          | 18.71                      | 11.17                    | 615.83                 | 0.68                             | 21.33                 | Yes  |                           |
| LRMW-7  | 10/8/2019  | 627.00       | 629.06    | 611.00    | 596.00    | 10.97                        | 5.73                          | 16.70                      | 10.14                    | 616.86                 | 1.61                             | 22.09                 | Yes  |                           |
| LRMW-7  | 10/29/2019 | 627.00       | 629.06    | 611.00    | 596.00    | 10.06                        | 3.58                          | 13.64                      | 8.77                     | 618.23                 | 3.52                             | 23.00                 | Yes  |                           |
| LRMW-7  | 3/31/2020  | 627.00       | 629.06    | 611.00    | 596.00    | 8.60                         | 10.57                         | 19.17                      | 8.81                     | 618.19                 | 3.53                             | 24.46                 | Yes  |                           |
| LRMW-7  | 4/1/2020   | 627.00       | 629.06    | 611.00    | 596.00    | 10.10                        | 2.82                          | 12.92                      | 8.65                     | 618.35                 | 3.20                             | 22.96                 | Yes  |                           |
| LRMW-7  | 4/22/2020  | 627.00       | 629.06    | 611.00    | 596.00    | 9.05                         | 10.73                         | 19.78                      | 9.30                     | 617.70                 | 1.87                             | 24.01                 | Yes  |                           |
| LRMW-7  | 4/30/2020  | 627.00       | 629.06    | 611.00    | 596.00    | 9.24                         | 9.24                          | 18.48                      | 9.17                     | 617.83                 | 0.98                             | 23.82                 | Yes  |                           |
| LRMW-7  | 5/11/2020  | 627.00       | 629.06    | 611.00    | 596.00    | 9.46                         | 9.67                          | 19.13                      | 9.48                     | 617.52                 | -0.71                            | 23.60                 | Yes  |                           |
| LRMW-7  | 5/20/2020  | 627.00       | 629.06    | 611.00    | 596.00    | 10.17                        | 8.66                          | 18.83                      | 9.97                     | 617.03                 | -1.16                            | 22.89                 | Yes  |                           |
| LRMW-7  | 5/26/2020  | 627.00       | 629.06    | 611.00    | 596.00    | 10.37                        | 8.46                          | 18.83                      | 10.13                    | 616.87                 | -1.48                            | 22.69                 | Yes  |                           |
| LRMW-7  | 6/22/2020  | 627.00       | 629.06    | 611.00    | 596.00    | 13.17                        | 0.30                          | 13.47                      | 11.17                    | 615.83                 | -1.88                            | 19.89                 | Yes  |                           |
| LRMW-7  | 7/6/2020   | 627.00       | 629.06    | 611.00    | 596.00    | 13.59                        | 0.46                          | 14.05                      | 11.63                    | 615.37                 | -2.46                            | 19.47                 | Yes  |                           |
| LRMW-7  | 7/20/2020  | 627.00       | 629.06    | 611.00    | 596.00    | 13.00                        | 0.42                          | 13.42                      | 11.03                    | 615.97                 | -1.55                            | 20.06                 | Yes  |                           |
| LRMW-7  | 7/28/2020  | 627.00       | 629.06    | 611.00    | 596.00    | 13.05                        | 0.29                          | 13.34                      | 11.05                    | 615.95                 | -1.08                            | 20.01                 | Yes  |                           |

**Table 4**  
**Groundwater and LNAPL Gauging Data - Barge Dock**  
**Former Amoco Terminal**  
**Superior, Wisconsin**

| Well ID | Date       | Ground Elev. | TOC Elev. | TOS Elev. | BOS Elev. | Depth to Product (feet BTOC) | Free Product Thickness (feet) | Depth to Water (feet BTOC) | Corrected DTW (feet bgs) | Corrected GW Elevation | Change in Corrected GW Elevation | Liquid in Well (feet) | Screen Submerged Below Water Table? (YES/NO) | Comments/Observations |
|---------|------------|--------------|-----------|-----------|-----------|------------------------------|-------------------------------|----------------------------|--------------------------|------------------------|----------------------------------|-----------------------|--|-----------------------|
| LRMW-7  | 8/12/2020  | 627.00       | 629.06    | 611.00    | 596.00    | 11.89                        | 5.34                          | 17.23                      | 10.98                    | 616.02                 | -0.85                            | 21.17                 | Yes  |                       |
| LRMW-7  | 8/25/2020  | 627.00       | 629.06    | 611.00    | 596.00    | 12.49                        | 4.77                          | 17.26                      | 11.45                    | 615.55                 | -0.28                            | 20.57                 | Yes  |                       |
| LRMW-7  | 9/8/2020   | 627.00       | 629.06    | 611.00    | 596.00    | 13.79                        | 0.31                          | 14.10                      | 11.80                    | 615.20                 | -0.17                            | 19.27                 | Yes  |                       |
| LRMW-7  | 9/23/2020  | 627.00       | 629.06    | 611.00    | 596.00    | 14.20                        | 0.81                          | 15.01                      | 12.31                    | 614.69                 | -1.28                            | 18.86                 | Yes  |                       |
| LRMW-7  | 10/5/2020  | 627.00       | 629.06    | 611.00    | 596.00    | NP                           | 0.00                          | 14.93                      | 12.87                    | 614.13                 | -1.82                            | 18.13                 | Yes  |                       |
| LRMW-7  | 4/28/2021  | 627.00       | 629.06    | 611.00    | 596.00    | 11.12                        | 8.36                          | 19.48                      | 10.86                    | 616.14                 | 0.12                             | 21.94                 | Yes  |                       |
| LRMW-7  | 5/6/2021   | 627.00       | 629.06    | 611.00    | 596.00    | 12.06                        | 5.54                          | 17.60                      | 11.19                    | 615.81                 | 0.26                             | 21.00                 | Yes  |                       |
| LRMW-7  | 5/13/2021  | 627.00       | 629.06    | 611.00    | 596.00    | 12.18                        | 6.49                          | 18.67                      | 11.51                    | 615.49                 | 0.28                             | 20.88                 | Yes  |                       |
| LRMW-7  | 5/19/2021  | 627.00       | 629.06    | 611.00    | 596.00    | 12.65                        | 6.29                          | 18.94                      | 11.94                    | 615.06                 | 0.37                             | 20.41                 | Yes  |                       |
| LRMW-7  | 5/24/2021  | 627.00       | 629.06    | 611.00    | 596.00    | 11.06                        | 7.04                          | 18.10                      | 10.51                    | 616.49                 | 2.36                             | 22.00                 | Yes  |                       |
| LRMW-7  | 5/28/2021  | 627.00       | 629.06    | 611.00    | 596.00    | 11.53                        | 7.77                          | 19.30                      | 11.14                    | 615.86                 | -0.28                            | 21.53                 | Yes  | 6.0 gallons bailed    |
| LRMW-7  | 6/8/2021   | 627.00       | 629.06    | 611.00    | 596.00    | 12.15                        | 7.90                          | 20.05                      | 11.79                    | 615.21                 | -0.60                            | 20.91                 | Yes  | 6 gallons bailed      |
| LRMW-7  | 6/22/2021  | 627.00       | 629.06    | 611.00    | 596.00    | 12.82                        | 6.73                          | 19.55                      | 12.21                    | 614.79                 | -0.69                            | 20.24                 | Yes  | 5 gallons bailed      |
| LRMW-7  | 7/1/2021   | 627.00       | 629.06    | 611.00    | 596.00    | 12.56                        | 6.27                          | 18.83                      | 11.85                    | 615.15                 | 0.09                             | 20.50                 | Yes  | 4 gallons bailed      |
| LRMW-7  | 7/12/2021  | 627.00       | 629.06    | 611.00    | 596.00    | 13.10                        | 5.71                          | 18.81                      | 12.27                    | 614.73                 | -1.75                            | 19.96                 | Yes  | 4 gallons bailed      |
| LRMW-7  | 7/27/2021  | 627.00       | 629.06    | 611.00    | 596.00    | 13.66                        | 5.20                          | 18.86                      | 12.72                    | 614.28                 | -1.58                            | 19.40                 | Yes  | 3 gallons bailed      |
| LRMW-7  | 8/3/2021   | 627.00       | 629.06    | 611.00    | 596.00    | 14.24                        | 3.16                          | 17.40                      | 12.86                    | 614.14                 | -1.07                            | 18.82                 | Yes  | 2.5 gallons bailed    |
| LRMW-7  | 8/10/2021  | 627.00       | 629.06    | 611.00    | 596.00    | 14.74                        | 3.09                          | 17.83                      | 13.34                    | 613.66                 | -1.14                            | 18.32                 | Yes  |                       |
| LRMW-7  | 8/24/2021  | 627.00       | 629.06    | 611.00    | 596.00    | 14.58                        | 4.34                          | 18.92                      | 13.45                    | 613.55                 | -1.61                            | 18.48                 | Yes  | 3 gallons bailed      |
| LRMW-7  | 9/14/2021  | 627.00       | 629.06    | 611.00    | 596.00    | 14.40                        | 4.43                          | 18.83                      | 13.29                    | 613.71                 | -1.02                            | 18.66                 | Yes  | 3.5 gallons bailed    |
| LRMW-7  | 9/28/2021  | 627.00       | 629.06    | 611.00    | 596.00    | 14.32                        | 3.47                          | 17.79                      | 13.01                    | 613.99                 | -0.29                            | 18.74                 | Yes  | 2.25 gallons bailed   |
| LRMW-7  | 10/19/2021 | 627.00       | 629.06    | 611.00    | 596.00    | 14.06                        | 4.36                          | 18.42                      | 12.94                    | 614.06                 | -0.08                            | 19.00                 | Yes  | 2.25 gallons bailed   |
| LRMW-8  | 7/21/2011  | 626.80       | 629.96    | 608.80    | 588.80    | NP                           | 0.00                          | 13.62                      | 10.46                    | 616.34                 | NA                               | 27.54                 | Yes  |                       |
| LRMW-8  | 7/28/2011  | 626.80       | 629.96    | 608.80    | 588.80    | NP                           | 0.00                          | 13.65                      | 10.49                    | 616.31                 | -0.03                            | 27.51                 | Yes  |                       |
| LRMW-8  | 8/18/2011  | 626.80       | 629.96    | 608.80    | 588.80    | NP                           | 0.00                          | 13.37                      | 10.21                    | 616.59                 | 0.28                             | 27.79                 | Yes  |                       |
| LRMW-8  | 8/25/2011  | 626.80       | 629.96    | 608.80    | 588.80    | NP                           | 0.00                          | 13.94                      | 10.78                    | 616.02                 | -0.57                            | 27.22                 | Yes  |                       |
| LRMW-8  | 9/1/2011   | 626.80       | 629.96    | 608.80    | 588.80    | NP                           | 0.00                          | 14.36                      | 11.20                    | 615.60                 | -0.42                            | 26.80                 | Yes  |                       |
| LRMW-8  | 9/8/2011   | 626.80       | 629.96    | 608.80    | 588.80    | NP                           | 0.00                          | 14.94                      | 11.78                    | 615.02                 | -0.58                            | 26.22                 | Yes  |                       |
| LRMW-8  | 9/14/2011  | 626.80       | 629.96    | 608.80    | 588.80    | NP                           | 0.00                          | 15.41                      | 12.25                    | 614.55                 | -0.47                            | 25.75                 | Yes  |                       |
| LRMW-8  | 9/23/2011  | 626.80       | 629.96    | 608.80    | 588.80    | NP                           | 0.00                          | 15.68                      | 12.52                    | 614.28                 | -0.27                            | 25.48                 | Yes  |                       |
| LRMW-8  | 9/29/2011  | 626.80       | 629.96    | 608.80    | 588.80    | NP                           | 0.00                          | 15.78                      | 12.62                    | 614.18                 | -0.10                            | 25.38                 | Yes  |                       |
| LRMW-8  | 10/7/2011  | 626.80       | 629.96    | 608.80    | 588.80    | NP                           | 0.00                          | 15.95                      | 12.79                    | 614.01                 | -0.17                            | 25.21                 | Yes  |                       |
| LRMW-8  | 10/11/2011 | 626.80       | 629.96    | 608.80    | 588.80    | NP                           | 0.00                          | 16.24                      | 13.08                    | 613.72                 | -0.29                            | 24.92                 | Yes  |                       |
| LRMW-8  | 10/21/2011 | 626.80       | 629.96    | 608.80    | 588.80    | NP                           | 0.00                          | 16.25                      | 13.09                    | 613.71                 | -0.01                            | 24.91                 | Yes  |                       |
| LRMW-8  | 10/27/2011 | 626.80       | 629.96    | 608.80    | 588.80    | NP                           | 0.00                          | 16.37                      | 13.21                    | 613.59                 | -0.12                            | 24.79                 | Yes  |                       |
| LRMW-8  | 11/3/2011  | 626.80       | 629.96    | 608.80    | 588.80    | NP                           | 0.00                          | 16.63                      | 13.47                    | 613.33                 | -0.26                            | 24.53                 | Yes  |                       |
| LRMW-8  | 11/9/2011  | 626.80       | 629.96    | 608.80    | 588.80    | NP                           | 0.00                          | 16.58                      | 13.42                    | 613.38                 | 0.05                             | 24.58                 | Yes  |                       |
| LRMW-8  | 11/17/2011 | 626.80       | 629.96    | 608.80    | 588.80    | NP                           | 0.00                          | 16.88                      | 13.72                    | 613.08                 | -0.30                            | 24.28                 | Yes  |                       |
| LRMW-8  | 11/22/2011 | 626.80       | 629.96    | 608.80    | 588.80    | NP                           | 0.00                          | 16.89                      | 13.73                    | 613.07                 | -0.01                            | 24.27                 | Yes  |                       |
| LRMW-8  | 12/1/2011  | 626.80       | 629.96    | 608.80    | 588.80    | NP                           | 0.00                          | 17.11                      | 13.95                    | 612.85                 | -0.22                            | 24.05                 | Yes  |                       |
| LRMW-8  | 1/4/2012   | 626.80       | 629.96    | 608.80    | 588.80    | NP                           | 0.00                          | 17.57                      | 14.41                    | 612.39                 | -0.46                            | 23.59                 | Yes  |                       |
| LRMW-8  | 2/16/2012  | 626.80       | 629.96    | 608.80    | 588.80    | NP                           | 0.00                          | 18.29                      | 15.13                    | 611.67                 | -0.72                            | 22.87                 | Yes  |                       |

**Table 4**  
**Groundwater and LNAPL Gauging Data - Barge Dock**  
Former Amoco Terminal  
Superior, Wisconsin

| Well ID | Date       | Ground Elev. | TOC Elev. | TOS Elev. | BOS Elev. | Depth to Product (feet BTOC) | Free Product Thickness (feet) | Depth to Water (feet BTOC) | Corrected DTW (feet bgs) | Corrected GW Elevation | Change in Corrected GW Elevation | Liquid in Well (feet) | Screen Submerged Below Water Table? (YES/NO) | Comments/Observations      |
|---------|------------|--------------|-----------|-----------|-----------|------------------------------|-------------------------------|----------------------------|--------------------------|------------------------|----------------------------------|-----------------------|--|----------------------------|
| LRMW-8  | 3/13/2012  | 626.80       | 629.96    | 608.80    | 588.80    | 18.00                        | 0.38                          | 18.38                      | 14.92                    | 611.88                 | 0.21                             | 23.16                 | Yes  |                            |
| LRMW-8  | 4/16/2012  | 626.80       | 629.96    | 608.80    | 588.80    | 16.83                        | 0.69                          | 17.52                      | 13.82                    | 612.98                 | 1.10                             | 24.33                 | Yes  |                            |
| LRMW-8  | 5/18/2012  | 626.80       | 629.96    | 608.80    | 588.80    | 15.87                        | 0.70                          | 16.57                      | 12.86                    | 613.94                 | 0.96                             | 25.29                 | Yes  |                            |
| LRMW-8  | 6/28/2012  | 626.80       | 629.96    | 608.80    | 588.80    | 12.60                        | 0.69                          | 13.29                      | 9.59                     | 617.21                 | 3.27                             | 28.56                 | Yes  | Spill Buddy Before Reading |
| LRMW-8  | 7/24/2012  | 626.80       | 629.96    | 608.80    | 588.80    | 15.24                        | 0.71                          | 15.95                      | 12.23                    | 614.57                 | -2.64                            | 25.92                 | Yes  |                            |
| LRMW-8  | 8/17/2012  | 626.80       | 629.96    | 608.80    | 588.80    | 15.79                        | 0.94                          | 16.73                      | 12.83                    | 613.97                 | -0.60                            | 25.37                 | Yes  | Spill Buddy Before Reading |
| LRMW-8  | 8/28/2012  | 626.80       | 629.96    | 608.80    | 588.80    | 16.18                        | 1.03                          | 17.21                      | 13.24                    | 613.56                 | -0.41                            | 24.98                 | Yes  |                            |
| LRMW-8  | 9/17/2012  | 626.80       | 629.96    | 608.80    | 588.80    | 16.91                        | 0.47                          | 17.38                      | 13.85                    | 612.95                 | -0.61                            | 24.25                 | Yes  |                            |
| LRMW-8  | 9/28/2012  | 626.80       | 629.96    | 608.80    | 588.80    | 17.23                        | 0.56                          | 17.79                      | 14.19                    | 612.61                 | -0.34                            | 23.93                 | Yes  |                            |
| LRMW-8  | 9/30/2012  | 626.80       | 629.96    | 608.80    | 588.80    | 17.34                        | 0.11                          | 17.45                      | 14.20                    | 612.60                 | -0.01                            | 23.82                 | Yes  |                            |
| LRMW-8  | 11/21/2012 | 626.80       | 629.96    | 608.80    | 588.80    | 17.04                        | 2.32                          | 19.36                      | 14.38                    | 612.42                 | -0.17                            | 24.12                 | Yes  |                            |
| LRMW-8  | 12/17/2012 | 626.80       | 629.96    | 608.80    | 588.80    | 16.94                        | 3.28                          | 20.22                      | 14.48                    | 612.32                 | -0.11                            | 24.22                 | Yes  |                            |
| LRMW-8  | 3/25/2013  | 626.80       | 629.96    | 608.80    | 588.80    | 17.69                        | 4.80                          | 22.49                      | 15.56                    | 611.24                 | -1.08                            | 23.47                 | Yes  |                            |
| LRMW-8  | 5/6/2013   | 626.80       | 629.96    | 608.80    | 588.80    | 14.60                        | 6.19                          | 20.79                      | 12.77                    | 614.03                 | 2.79                             | 26.56                 | Yes  |                            |
| LRMW-8  | 10/3/2013  | 626.80       | 629.96    | 608.80    | 588.80    | 15.70                        | 5.95                          | 21.65                      | 13.82                    | 612.98                 | -1.05                            | 25.46                 | Yes  |                            |
| LRMW-8  | 5/22/2014  | 626.80       | 629.96    | 608.80    | 588.80    | 10.90                        | 7.94                          | 18.84                      | 9.45                     | 617.35                 | 4.37                             | 30.26                 | Yes  |                            |
| LRMW-8  | 10/31/2014 | 626.80       | 629.96    | 608.80    | 588.80    | 13.49                        | 8.07                          | 21.56                      | 12.06                    | 614.74                 | -2.62                            | 27.67                 | Yes  |                            |
| LRMW-8  | 4/15/2015  | 626.80       | 629.96    | 608.80    | 588.80    | 15.57                        | 6.85                          | 22.42                      | 13.88                    | 612.92                 | -1.82                            | 25.59                 | Yes  |                            |
| LRMW-8  | 4/22/2015  | 626.80       | 629.96    | 608.80    | 588.80    | 16.35                        | 0.75                          | 17.10                      | 13.35                    | 613.45                 | 0.53                             | 24.81                 | Yes  |                            |
| LRMW-8  | 4/29/2015  | 626.80       | 629.96    | 608.80    | 588.80    | 16.25                        | 0.25                          | 16.50                      | 13.14                    | 613.66                 | 0.21                             | 24.91                 | Yes  |                            |
| LRMW-8  | 5/6/2015   | 626.80       | 629.96    | 608.80    | 588.80    | 16.30                        | 0.23                          | 16.53                      | 13.19                    | 613.61                 | -0.05                            | 24.86                 | Yes  |                            |
| LRMW-8  | 5/12/2015  | 626.80       | 629.96    | 608.80    | 588.80    | 15.61                        | 0.22                          | 15.83                      | 12.50                    | 614.30                 | 0.69                             | 25.55                 | Yes  |                            |
| LRMW-8  | 6/9/2015   | 626.80       | 629.96    | 608.80    | 588.80    | 14.59                        | 0.15                          | 14.74                      | 11.46                    | 615.34                 | 1.04                             | 26.57                 | Yes  |                            |
| LRMW-8  | 10/5/2015  | 626.80       | 629.96    | 608.80    | 588.80    | 14.63                        | 0.29                          | 14.92                      | 11.53                    | 615.27                 | -0.07                            | 26.53                 | Yes  |                            |
| LRMW-8  | 5/23/2016  | 626.80       | 629.96    | 608.80    | 588.80    | 13.05                        | 0.34                          | 13.39                      | 9.96                     | 616.84                 | 1.57                             | 28.11                 | Yes  |                            |
| LRMW-8  | 10/3/2016  | 626.80       | 629.96    | 608.80    | 588.80    | 14.72                        | 0.32                          | 15.04                      | 11.63                    | 615.17                 | -1.67                            | 26.44                 | Yes  |                            |
| LRMW-8  | 5/2/2017   | 626.80       | 629.96    | 608.80    | 588.80    | 12.92                        | 0.51                          | 13.43                      | 9.87                     | 616.93                 | 1.76                             | 28.24                 | Yes  |                            |
| LRMW-8  | 5/18/2017  | 626.80       | 629.96    | 608.80    | 588.80    | 12.77                        | 0.51                          | 13.28                      | 9.72                     | 617.08                 | 0.15                             | 28.39                 | Yes  |                            |
| LRMW-8  | 5/31/2017  | 626.80       | 629.96    | 608.80    | 588.80    | 11.82                        | 0.50                          | 12.32                      | 8.77                     | 618.03                 | 0.95                             | 29.34                 | Yes  |                            |
| LRMW-8  | 6/22/2017  | 626.80       | 629.96    | 608.80    | 588.80    | 13.45                        | 0.50                          | 13.95                      | 10.40                    | 616.40                 | -1.63                            | 27.71                 | Yes  |                            |
| LRMW-8  | 5/28/2019  | 626.80       | 629.96    | 608.80    | 588.80    | 11.49                        | 3.25                          | 14.74                      | 9.03                     | 617.77                 | 1.37                             | 29.67                 | Yes  |                            |
| LRMW-8  | 5/26/2020  | 626.80       | 629.96    | 608.80    | 588.80    | 13.46                        | 0.24                          | 13.70                      | 10.35                    | 616.45                 | -1.32                            | 27.70                 | Yes  |                            |
| LRMW-8  | 5/24/2021  | 626.80       | 629.96    | 608.80    | 588.80    | 13.75                        | 1.77                          | 15.52                      | 10.97                    | 615.83                 | -0.62                            | 27.41                 | Yes  |                            |
| LRMW-9  | 7/28/2011  | 625.40       | 627.26    | 606.40    | 586.40    | 11.45                        | 0.02                          | 11.47                      | 9.59                     | 615.81                 | NA                               | 29.41                 | Yes  |                            |
| LRMW-9  | 8/18/2011  | 625.40       | 627.26    | 606.40    | 586.40    | 11.17                        | 0.04                          | 11.21                      | 9.32                     | 616.08                 | 0.28                             | 29.69                 | Yes  |                            |
| LRMW-9  | 8/25/2011  | 625.40       | 627.26    | 606.40    | 586.40    | 11.73                        | 0.05                          | 11.78                      | 9.88                     | 615.52                 | -0.56                            | 29.13                 | Yes  |                            |
| LRMW-9  | 9/1/2011   | 625.40       | 627.26    | 606.40    | 586.40    | 12.14                        | 0.02                          | 12.16                      | 10.28                    | 615.12                 | -0.40                            | 28.72                 | Yes  |                            |
| LRMW-9  | 9/8/2011   | 625.40       | 627.26    | 606.40    | 586.40    | 12.74                        | 0.04                          | 12.78                      | 10.89                    | 614.51                 | -0.60                            | 28.12                 | Yes  |                            |
| LRMW-9  | 9/14/2011  | 625.40       | 627.26    | 606.40    | 586.40    | 13.20                        | 0.05                          | 13.25                      | 11.35                    | 614.05                 | -0.46                            | 27.66                 | Yes  |                            |
| LRMW-9  | 9/23/2011  | 625.40       | 627.26    | 606.40    | 586.40    | 13.45                        | 0.05                          | 13.50                      | 11.60                    | 613.80                 | -0.25                            | 27.41                 | Yes  |                            |
| LRMW-9  | 9/29/2011  | 625.40       | 627.26    | 606.40    | 586.40    | 13.56                        | 0.05                          | 13.61                      | 11.71                    | 613.69                 | -0.11                            | 27.30                 | Yes  |                            |
| LRMW-9  | 10/7/2011  | 625.40       | 627.26    | 606.40    | 586.40    | 13.74                        | 0.05                          | 13.79                      | 11.89                    | 613.51                 | -0.18                            | 27.12                 | Yes  |                            |

**Table 4**  
**Groundwater and LNAPL Gauging Data - Barge Dock**  
**Former Amoco Terminal**  
**Superior, Wisconsin**

| Well ID | Date       | Ground Elev. | TOC Elev. | TOS Elev. | BOS Elev. | Depth to Product (feet BTOC) | Free Product Thickness (feet) | Depth to Water (feet BTOC) | Corrected DTW (feet bgs) | Corrected GW Elevation | Change in Corrected GW Elevation | Liquid in Well (feet) | Screen Submerged Below Water Table? (YES/NO) | Comments/Observations |
|---------|------------|--------------|-----------|-----------|-----------|------------------------------|-------------------------------|----------------------------|--------------------------|------------------------|----------------------------------|-----------------------|--|-----------------------|
| LRMW-9  | 10/11/2011 | 625.40       | 627.26    | 606.40    | 586.40    | 13.96                        | 0.03                          | 13.99                      | 12.11                    | 613.29                 | -0.22                            | 26.90                 | Yes  |                       |
| LRMW-9  | 10/21/2011 | 625.40       | 627.26    | 606.40    | 586.40    | 13.98                        | 0.06                          | 14.04                      | 12.13                    | 613.27                 | -0.03                            | 26.88                 | Yes  |                       |
| LRMW-9  | 10/27/2011 | 625.40       | 627.26    | 606.40    | 586.40    | 14.01                        | 0.03                          | 14.04                      | 12.16                    | 613.24                 | -0.02                            | 26.85                 | Yes  |                       |
| LRMW-9  | 11/3/2011  | 625.40       | 627.26    | 606.40    | 586.40    | 14.36                        | 0.06                          | 14.42                      | 12.51                    | 612.89                 | -0.36                            | 26.50                 | Yes  |                       |
| LRMW-9  | 11/9/2011  | 625.40       | 627.26    | 606.40    | 586.40    | 14.33                        | 0.05                          | 14.38                      | 12.48                    | 612.92                 | 0.03                             | 26.53                 | Yes  |                       |
| LRMW-9  | 11/17/2011 | 625.40       | 627.26    | 606.40    | 586.40    | 14.61                        | 0.06                          | 14.67                      | 12.76                    | 612.64                 | -0.28                            | 26.25                 | Yes  |                       |
| LRMW-9  | 11/22/2011 | 625.40       | 627.26    | 606.40    | 586.40    | 14.64                        | 0.05                          | 14.69                      | 12.79                    | 612.61                 | -0.03                            | 26.22                 | Yes  |                       |
| LRMW-9  | 12/1/2011  | 625.40       | 627.26    | 606.40    | 586.40    | 14.81                        | 0.06                          | 14.87                      | 12.96                    | 612.44                 | -0.17                            | 26.05                 | Yes  |                       |
| LRMW-9  | 1/4/2012   | 625.40       | 627.26    | 606.40    | 586.40    | 15.30                        | 0.04                          | 15.34                      | 13.45                    | 611.95                 | -0.49                            | 25.56                 | Yes  |                       |
| LRMW-9  | 2/16/2012  | 625.40       | 627.26    | 606.40    | 586.40    | 16.01                        | 0.04                          | 16.05                      | 14.16                    | 611.24                 | -0.71                            | 24.85                 | Yes  |                       |
| LRMW-9  | 3/13/2012  | 625.40       | 627.26    | 606.40    | 586.40    | 15.78                        | 0.03                          | 15.81                      | 13.93                    | 611.47                 | 0.23                             | 25.08                 | Yes  |                       |
| LRMW-9  | 4/16/2012  | 625.40       | 627.26    | 606.40    | 586.40    | NP                           | 0.00                          | 14.59                      | 12.73                    | 612.67                 | 1.20                             | 26.27                 | Yes  |                       |
| LRMW-9  | 5/18/2012  | 625.40       | 627.26    | 606.40    | 586.40    | 13.70                        | 0.03                          | 13.73                      | 11.85                    | 613.55                 | 0.88                             | 27.16                 | Yes  |                       |
| LRMW-9  | 6/28/2012  | 625.40       | 627.26    | 606.40    | 586.40    | 10.45                        | 0.03                          | 10.48                      | 8.60                     | 616.80                 | 3.25                             | 30.41                 | Yes  |                       |
| LRMW-9  | 7/24/2012  | 625.40       | 627.26    | 606.40    | 586.40    | 13.11                        | 0.04                          | 13.15                      | 11.26                    | 614.14                 | -2.66                            | 27.75                 | Yes  |                       |
| LRMW-9  | 8/17/2012  | 625.40       | 627.26    | 606.40    | 586.40    | 13.73                        | 0.07                          | 13.80                      | 11.89                    | 613.51                 | -0.63                            | 27.13                 | Yes  |                       |
| LRMW-9  | 8/28/2012  | 625.40       | 627.26    | 606.40    | 586.40    | 14.13                        | 0.02                          | 14.15                      | 12.27                    | 613.13                 | -0.39                            | 26.73                 | Yes  |                       |
| LRMW-9  | 9/17/2012  | 625.40       | 627.26    | 606.40    | 586.40    | 14.75                        | 0.04                          | 14.79                      | 12.90                    | 612.50                 | -0.62                            | 26.11                 | Yes  |                       |
| LRMW-9  | 9/30/2012  | 625.40       | 627.26    | 606.40    | 586.40    | 15.05                        | 0.03                          | 15.08                      | 13.20                    | 612.20                 | -0.30                            | 25.81                 | Yes  |                       |
| LRMW-9  | 11/21/2012 | 625.40       | 627.26    | 606.40    | 586.40    | 15.29                        | 0.03                          | 15.32                      | 13.44                    | 611.96                 | -0.24                            | 25.57                 | Yes  |                       |
| LRMW-9  | 12/17/2012 | 625.40       | 627.26    | 606.40    | 586.40    | 15.40                        | 0.02                          | 15.42                      | 13.54                    | 611.86                 | -0.11                            | 25.46                 | Yes  |                       |
| LRMW-9  | 3/25/2013  | 625.40       | 627.26    | 606.40    | 586.40    | NP                           | 0.00                          | 16.59                      | 14.73                    | 610.67                 | -1.19                            | 24.27                 | Yes  |                       |
| LRMW-9  | 5/6/2013   | 625.40       | 627.26    | 606.40    | 586.40    | NP                           | 0.00                          | 13.75                      | 11.89                    | 613.51                 | 2.84                             | 27.11                 | Yes  |                       |
| LRMW-9  | 10/3/2013  | 625.40       | 627.26    | 606.40    | 586.40    | NP                           | 0.00                          | 14.85                      | 12.99                    | 612.41                 | -1.10                            | 26.01                 | Yes  |                       |
| LRMW-9  | 5/21/2014  | 625.40       | 627.26    | 606.40    | 586.40    | NP                           | 0.00                          | 10.55                      | 8.69                     | 616.71                 | 4.30                             | 30.31                 | Yes  |                       |
| LRMW-9  | 7/30/2014  | 625.40       | 627.26    | 606.40    | 586.40    | NP                           | 0.00                          | 13.84                      | 11.98                    | 613.42                 | -3.29                            | 27.02                 | Yes  |                       |
| LRMW-9  | 10/31/2014 | 625.40       | 627.26    | 606.40    | 586.40    | NP                           | 0.00                          | 13.19                      | 11.33                    | 614.07                 | 0.65                             | 27.67                 | Yes  |                       |
| LRMW-9  | 4/15/2015  | 625.40       | 627.26    | 606.40    | 586.40    | NP                           | 0.00                          | 14.80                      | 12.94                    | 612.46                 | -1.61                            | 26.06                 | Yes  |                       |
| LRMW-9  | 4/22/2015  | 625.40       | 627.26    | 606.40    | 586.40    | NP                           | 0.00                          | 14.10                      | 12.24                    | 613.16                 | 0.70                             | 26.76                 | Yes  |                       |
| LRMW-9  | 4/29/2015  | 625.40       | 627.26    | 606.40    | 586.40    | NP                           | 0.00                          | 13.91                      | 12.05                    | 613.35                 | 0.19                             | 26.95                 | Yes  |                       |
| LRMW-9  | 5/5/2015   | 625.40       | 627.26    | 606.40    | 586.40    | NP                           | 0.00                          | 14.03                      | 12.17                    | 613.23                 | -0.12                            | 26.83                 | Yes  |                       |
| LRMW-9  | 5/12/2015  | 625.40       | 627.26    | 606.40    | 586.40    | NP                           | 0.00                          | 13.20                      | 11.34                    | 614.06                 | 0.83                             | 27.66                 | Yes  |                       |
| LRMW-9  | 6/9/2015   | 625.40       | 627.26    | 606.40    | 586.40    | NP                           | 0.00                          | 12.21                      | 10.35                    | 615.05                 | 0.99                             | 28.65                 | Yes  |                       |
| LRMW-9  | 10/5/2015  | 625.40       | 627.26    | 606.40    | 586.40    | NP                           | 0.00                          | 12.30                      | 10.44                    | 614.96                 | -0.09                            | 28.56                 | Yes  |                       |
| LRMW-9  | 5/23/2016  | 625.40       | 627.26    | 606.40    | 586.40    | NP                           | 0.00                          | 10.78                      | 8.92                     | 616.48                 | 1.52                             | 30.08                 | Yes  |                       |
| LRMW-9  | 10/3/2016  | 625.40       | 627.26    | 606.40    | 586.40    | NP                           | 0.00                          | 12.41                      | 10.55                    | 614.85                 | -1.63                            | 28.45                 | Yes  |                       |
| LRMW-9  | 5/2/2017   | 625.40       | 627.26    | 606.40    | 586.40    | NP                           | 0.00                          | 9.54                       | 7.68                     | 617.72                 | 2.87                             | 31.32                 | Yes  |                       |
| LRMW-9  | 5/31/2017  | 625.40       | 627.26    | 606.40    | 586.40    | NP                           | 0.00                          | 10.59                      | 8.73                     | 616.67                 | -1.05                            | 30.27                 | Yes  |                       |
| LRMW-9  | 6/22/2017  | 625.40       | 627.26    | 606.40    | 586.40    | NP                           | 0.00                          | 11.19                      | 9.33                     | 616.07                 | -0.60                            | 29.67                 | Yes  |                       |
| LRMW-9  | 5/30/2018  | 625.40       | 627.26    | 606.40    | 586.40    | NP                           | 0.00                          | 12.20                      | 10.34                    | 615.06                 | -1.01                            | 28.66                 | Yes  |                       |
| LRMW-9  | 6/18/2018  | 625.40       | 627.26    | 606.40    | 586.40    | NP                           | 0.00                          | 10.75                      | 8.89                     | 616.51                 | 1.45                             | 30.11                 | Yes  |                       |
| LRMW-9  | 6/27/2018  | 625.40       | 627.26    | 606.40    | 586.40    | NP                           | 0.00                          | 11.24                      | 9.38                     | 616.02                 | -0.49                            | 29.62                 | Yes  |                       |
| LRMW-9  | 6/3/2019   | 625.40       | 627.26    | 606.40    | 586.40    | NP                           | 0.00                          | 10.52                      | 8.66                     | 616.74                 | 0.72                             | 30.34                 | Yes  |                       |

**Table 4  
Groundwater and LNAPL Gauging Data - Barge Dock  
Former Amoco Terminal  
Superior, Wisconsin**

| Well ID | Date       | Ground Elev. | TOC Elev. | TOS Elev. | BOS Elev. | Depth to Product (feet BTOC) | Free Product Thickness (feet) | Depth to Water (feet BTOC) | Corrected DTW (feet bgs) | Corrected GW Elevation | Change in Corrected GW Elevation | Liquid in Well (feet) | Screen Submerged Below Water Table? (YES/NO) | Comments/Observations      |
|---------|------------|--------------|-----------|-----------|-----------|------------------------------|-------------------------------|----------------------------|--------------------------|------------------------|----------------------------------|-----------------------|--|----------------------------|
| LRMW-9  | 5/26/2020  | 625.40       | 627.26    | 606.40    | 586.40    | 11.12                        | 0.01                          | 11.13                      | 9.26                     | 616.14                 | -0.60                            | 29.74                 | Yes  |                            |
| LRMW-9  | 5/25/2021  | 625.40       | 627.26    | 606.40    | 586.40    | NP                           | 0.00                          | 11.47                      | 9.61                     | 615.79                 | -0.35                            | 29.39                 | Yes  |                            |
|         |            |              |           |           |           |                              |                               |                            |                          |                        |                                  |                       |  | After bail down testing    |
| LRMW-10 | 7/28/2011  | 623.40       | 625.71    | 600.40    | 580.40    | 9.68                         | 15.81                         | 25.49                      | 10.77                    | 612.63                 | NA                               | 35.63                 | Yes  |                            |
| LRMW-10 | 8/1/2011   | 623.40       | 625.71    | 600.40    | 580.40    | 12.08                        | 7.74                          | 19.82                      | 11.43                    | 611.97                 | -0.67                            | 33.23                 | Yes  |                            |
| LRMW-10 | 8/18/2011  | 623.40       | 625.71    | 600.40    | 580.40    | 13.59                        | 0.32                          | 13.91                      | 11.35                    | 612.05                 | 0.08                             | 31.72                 | Yes  |                            |
| LRMW-10 | 8/25/2011  | 623.40       | 625.71    | 600.40    | 580.40    | 14.02                        | 0.33                          | 14.35                      | 11.78                    | 611.62                 | -0.43                            | 31.29                 | Yes  |                            |
| LRMW-10 | 9/1/2011   | 623.40       | 625.71    | 600.40    | 580.40    | 14.44                        | 0.28                          | 14.72                      | 12.19                    | 611.21                 | -0.41                            | 30.87                 | Yes  |                            |
| LRMW-10 | 9/8/2011   | 623.40       | 625.71    | 600.40    | 580.40    | 14.89                        | 0.31                          | 15.20                      | 12.65                    | 610.75                 | -0.46                            | 30.42                 | Yes  |                            |
| LRMW-10 | 9/14/2011  | 623.40       | 625.71    | 600.40    | 580.40    | 15.19                        | 0.30                          | 15.49                      | 12.94                    | 610.46                 | -0.30                            | 30.12                 | Yes  |                            |
| LRMW-10 | 9/23/2011  | 623.40       | 625.71    | 600.40    | 580.40    | 15.43                        | 0.30                          | 15.73                      | 13.18                    | 610.22                 | -0.24                            | 29.88                 | Yes  |                            |
| LRMW-10 | 9/29/2011  | 623.40       | 625.71    | 600.40    | 580.40    | 15.56                        | 0.31                          | 15.87                      | 13.32                    | 610.08                 | -0.13                            | 29.75                 | Yes  |                            |
| LRMW-10 | 10/7/2011  | 623.40       | 625.71    | 600.40    | 580.40    | 15.72                        | 0.30                          | 16.02                      | 13.47                    | 609.93                 | -0.16                            | 29.59                 | Yes  |                            |
| LRMW-10 | 10/11/2011 | 623.40       | 625.71    | 600.40    | 580.40    | 15.80                        | 0.29                          | 16.09                      | 13.55                    | 609.85                 | -0.08                            | 29.51                 | Yes  |                            |
| LRMW-10 | 10/21/2011 | 623.40       | 625.71    | 600.40    | 580.40    | 15.92                        | 0.28                          | 16.20                      | 13.67                    | 609.73                 | -0.12                            | 29.39                 | Yes  |                            |
| LRMW-10 | 10/27/2011 | 623.40       | 625.71    | 600.40    | 580.40    | 16.01                        | 0.29                          | 16.30                      | 13.76                    | 609.64                 | -0.09                            | 29.30                 | Yes  |                            |
| LRMW-10 | 11/3/2011  | 623.40       | 625.71    | 600.40    | 580.40    | 16.15                        | 0.29                          | 16.44                      | 13.90                    | 609.50                 | -0.14                            | 29.16                 | Yes  |                            |
| LRMW-10 | 11/9/2011  | 623.40       | 625.71    | 600.40    | 580.40    | 16.19                        | 0.29                          | 16.48                      | 13.94                    | 609.46                 | -0.04                            | 29.12                 | Yes  |                            |
| LRMW-10 | 11/17/2011 | 623.40       | 625.71    | 600.40    | 580.40    | 16.38                        | 0.31                          | 16.69                      | 14.14                    | 609.26                 | -0.19                            | 28.93                 | Yes  |                            |
| LRMW-10 | 11/22/2011 | 623.40       | 625.71    | 600.40    | 580.40    | 16.42                        | 0.28                          | 16.70                      | 14.17                    | 609.23                 | -0.03                            | 28.89                 | Yes  |                            |
| LRMW-10 | 12/1/2011  | 623.40       | 625.71    | 600.40    | 580.40    | 16.51                        | 0.28                          | 16.79                      | 14.26                    | 609.14                 | -0.09                            | 28.80                 | Yes  |                            |
| LRMW-10 | 1/4/2012   | 623.40       | 625.71    | 600.40    | 580.40    | 16.94                        | 0.26                          | 17.20                      | 14.69                    | 608.71                 | -0.43                            | 28.37                 | Yes  |                            |
| LRMW-10 | 2/16/2012  | 623.40       | 625.71    | 600.40    | 580.40    | 17.43                        | 0.26                          | 17.69                      | 15.18                    | 608.22                 | -0.49                            | 27.88                 | Yes  |                            |
| LRMW-10 | 3/13/2012  | 623.40       | 625.71    | 600.40    | 580.40    | 16.90                        | 0.25                          | 17.15                      | 14.64                    | 608.76                 | 0.53                             | 28.41                 | Yes  |                            |
| LRMW-10 | 4/12/2012  | 623.40       | 625.71    | 600.40    | 580.40    | 16.34                        | 0.22                          | 16.56                      | 14.08                    | 609.32                 | 0.57                             | 28.97                 | Yes  |                            |
| LRMW-10 | 4/16/2012  | 623.40       | 625.71    | 600.40    | 580.40    | NP                           | 0.00                          | 15.70                      | 13.39                    | 610.01                 | 0.69                             | 29.61                 | Yes  |                            |
| LRMW-10 | 5/18/2012  | 623.40       | 625.71    | 600.40    | 580.40    | 15.29                        | 0.23                          | 15.52                      | 13.03                    | 610.37                 | 0.36                             | 30.02                 | Yes  |                            |
| LRMW-10 | 6/28/2012  | 623.40       | 625.71    | 600.40    | 580.40    | 12.56                        | 0.23                          | 12.79                      | 10.30                    | 613.10                 | 2.73                             | 32.75                 | Yes  | Spill Buddy Before Reading |
| LRMW-10 | 7/24/2012  | 623.40       | 625.71    | 600.40    | 580.40    | 14.97                        | 0.18                          | 15.15                      | 12.70                    | 610.70                 | -2.40                            | 30.34                 | Yes  |                            |
| LRMW-10 | 8/17/2012  | 623.40       | 625.71    | 600.40    | 580.40    | 15.61                        | 0.23                          | 15.84                      | 13.35                    | 610.05                 | -0.65                            | 29.70                 | Yes  |                            |
| LRMW-10 | 8/28/2012  | 623.40       | 625.71    | 600.40    | 580.40    | 15.97                        | 0.21                          | 16.18                      | 13.71                    | 609.69                 | -0.36                            | 29.34                 | Yes  |                            |
| LRMW-10 | 9/17/2012  | 623.40       | 625.71    | 600.40    | 580.40    | 16.54                        | 0.03                          | 16.57                      | 14.24                    | 609.16                 | -0.53                            | 28.77                 | Yes  |                            |
| LRMW-10 | 9/30/2012  | 623.40       | 625.71    | 600.40    | 580.40    | NP                           | 0.00                          | 16.80                      | 14.49                    | 608.91                 | -0.25                            | 28.51                 | Yes  |                            |
| LRMW-10 | 11/21/2012 | 623.40       | 625.71    | 600.40    | 580.40    | 17.01                        | 0.01                          | 17.02                      | 14.70                    | 608.70                 | -0.21                            | 28.30                 | Yes  |                            |
| LRMW-10 | 12/17/2012 | 623.40       | 625.71    | 600.40    | 580.40    | NP                           | 0.00                          | 17.09                      | 14.78                    | 608.62                 | -0.08                            | 28.22                 | Yes  |                            |
| LRMW-10 | 3/25/2013  | 623.40       | 625.71    | 600.40    | 580.40    | NP                           | 0.00                          | 17.76                      | 15.45                    | 607.95                 | -0.67                            | 27.55                 | Yes  |                            |
| LRMW-10 | 5/6/2013   | 623.40       | 625.71    | 600.40    | 580.40    | NP                           | 0.00                          | 14.90                      | 12.59                    | 610.81                 | 2.86                             | 30.41                 | Yes  |                            |
| LRMW-10 | 10/3/2013  | 623.40       | 625.71    | 600.40    | 580.40    | NP                           | 0.00                          | 16.51                      | 14.20                    | 609.20                 | -1.61                            | 28.80                 | Yes  |                            |
| LRMW-10 | 5/21/2014  | 623.40       | 625.71    | 600.40    | 580.40    | NP                           | 0.00                          | 12.64                      | 10.33                    | 613.07                 | 3.87                             | 32.67                 | Yes  |                            |
| LRMW-10 | 7/30/2014  | 623.40       | 625.71    | 600.40    | 580.40    | NP                           | 0.00                          | 14.90                      | 12.59                    | 610.81                 | -2.26                            | 30.41                 | Yes  |                            |
| LRMW-10 | 10/31/2014 | 623.40       | 625.71    | 600.40    | 580.40    | 15.03                        | 0.01                          | 15.04                      | 12.72                    | 610.68                 | -0.13                            | 30.28                 | Yes  |                            |
| LRMW-10 | 4/15/2015  | 623.40       | 625.71    | 600.40    | 580.40    | NP                           | 0.00                          | 15.94                      | 13.63                    | 609.77                 | -0.91                            | 29.37                 | Yes  |                            |
| LRMW-10 | 4/22/2015  | 623.40       | 625.71    | 600.40    | 580.40    | NP                           | 0.00                          | 15.23                      | 12.92                    | 610.48                 | 0.71                             | 30.08                 | Yes  |                            |
| LRMW-10 | 4/29/2015  | 623.40       | 625.71    | 600.40    | 580.40    | NP                           | 0.00                          | 15.17                      | 12.86                    | 610.54                 | 0.06                             | 30.14                 | Yes  |                            |
| LRMW-10 | 5/6/2015   | 623.40       | 625.71    | 600.40    | 580.40    | 15.31                        | 0.32                          | 15.63                      | 13.07                    | 610.33                 | -0.21                            | 30.00                 | Yes  |                            |
| LRMW-10 | 5/12/2015  | 623.40       | 625.71    | 600.40    | 580.40    | 14.52                        | 0.32                          | 14.84                      | 12.28                    | 611.12                 | 0.79                             | 30.79                 | Yes  |                            |
| LRMW-10 | 6/9/2015   | 623.40       | 625.71    | 600.40    | 580.40    | 13.98                        | 0.27                          | 14.25                      | 11.73                    | 611.67                 | 0.55                             | 31.33                 | Yes  |                            |
| LRMW-10 | 10/6/2015  | 623.40       | 625.71    | 600.40    | 580.40    | 14.36                        | 0.14                          | 14.50                      | 12.08                    | 611.32                 | -0.35                            | 30.95                 | Yes  |                            |

**Table 4**  
**Groundwater and LNAPL Gauging Data - Barge Dock**  
Former Amoco Terminal  
Superior, Wisconsin

| Well ID | Date       | Ground Elev. | TOC Elev. | TOS Elev. | BOS Elev. | Depth to Product (feet BTOC) | Free Product Thickness (feet) | Depth to Water (feet BTOC) | Corrected DTW (feet bgs) | Corrected GW Elevation | Change in Corrected GW Elevation | Liquid in Well (feet) | Screen Submerged Below Water Table? (YES/NO) | Comments/Observations      |
|---------|------------|--------------|-----------|-----------|-----------|------------------------------|-------------------------------|----------------------------|--------------------------|------------------------|----------------------------------|-----------------------|--|----------------------------|
| LRMW-10 | 5/23/2016  | 623.40       | 625.71    | 600.40    | 580.40    | 13.40                        | 0.10                          | 13.50                      | 11.11                    | 612.29                 | 0.97                             | 31.91                 | Yes  |                            |
| LRMW-10 | 10/3/2016  | 623.40       | 625.71    | 600.40    | 580.40    | 14.70                        | 0.10                          | 14.80                      | 12.41                    | 610.99                 | -1.30                            | 30.61                 | Yes  |                            |
| LRMW-10 | 5/22/2017  | 623.40       | 625.71    | 600.40    | 580.40    | 12.29                        | 0.08                          | 12.37                      | 10.00                    | 613.40                 | 2.41                             | 33.02                 | Yes  |                            |
| LRMW-10 | 5/31/2017  | 623.40       | 625.71    | 600.40    | 580.40    | 12.31                        | 0.08                          | 12.39                      | 10.02                    | 613.38                 | -0.02                            | 33.00                 | Yes  |                            |
| LRMW-10 | 6/22/2017  | 623.40       | 625.71    | 600.40    | 580.40    | 13.64                        | 0.08                          | 13.72                      | 11.35                    | 612.05                 | -1.33                            | 31.67                 | Yes  |                            |
| LRMW-10 | 8/8/2018   | 623.40       | 625.71    | 600.40    | 580.40    | 15.14                        | 0.09                          | 15.23                      | 12.85                    | 610.55                 | -1.50                            | 30.17                 | Yes  |                            |
| LRMW-10 | 10/2/2018  | 623.40       | 625.71    | 600.40    | 580.40    | 14.87                        | 0.06                          | 14.93                      | 12.57                    | 610.83                 | 0.28                             | 30.44                 | Yes  |                            |
| LRMW-10 | 10/22/2018 | 623.40       | 625.71    | 600.40    | 580.40    | 13.96                        | 0.05                          | 14.01                      | 11.66                    | 611.74                 | 0.91                             | 31.35                 | Yes  |                            |
| LRMW-10 | 10/8/2019  | 623.40       | 625.71    | 600.40    | 580.40    | 13.28                        | 0.05                          | 13.33                      | 10.98                    | 612.42                 | 0.68                             | 32.03                 | Yes  |                            |
| LRMW-10 | 4/22/2020  | 623.40       | 625.71    | 600.40    | 580.40    | 12.94                        | 0.04                          | 12.98                      | 10.64                    | 612.76                 | 0.34                             | 32.37                 | Yes  |                            |
| LRMW-10 | 5/26/2020  | 623.40       | 625.71    | 600.40    | 580.40    | 13.71                        | 0.03                          | 13.74                      | 11.41                    | 611.99                 | -0.77                            | 31.60                 | Yes  |                            |
| LRMW-10 | 5/25/2021  | 623.40       | 625.71    | 600.40    | 580.40    | 13.79                        | 0.03                          | 13.82                      | 11.49                    | 611.91                 | -0.08                            | 31.52                 | Yes  |                            |
| LRMW-11 | 7/21/2011  | 623.90       | 626.14    | 598.90    | 583.90    | NP                           | 0.00                          | 14.96                      | 12.72                    | 611.18                 | NA                               | 27.28                 | Yes  |                            |
| LRMW-11 | 7/28/2011  | 623.90       | 626.14    | 598.90    | 583.90    | 14.97                        | 0.04                          | 15.01                      | 12.77                    | 611.13                 | -0.05                            | 27.27                 | Yes  |                            |
| LRMW-11 | 8/18/2011  | 623.90       | 626.14    | 598.90    | 583.90    | 14.81                        | 0.13                          | 14.94                      | 12.70                    | 611.20                 | 0.07                             | 27.43                 | Yes  |                            |
| LRMW-11 | 8/25/2011  | 623.90       | 626.14    | 598.90    | 583.90    | 15.22                        | 0.21                          | 15.43                      | 13.19                    | 610.71                 | -0.49                            | 27.02                 | Yes  |                            |
| LRMW-11 | 9/1/2011   | 623.90       | 626.14    | 598.90    | 583.90    | 15.62                        | 0.26                          | 15.88                      | 13.64                    | 610.26                 | -0.45                            | 26.62                 | Yes  |                            |
| LRMW-11 | 9/8/2011   | 623.90       | 626.14    | 598.90    | 583.90    | 16.04                        | 0.31                          | 16.35                      | 14.11                    | 609.79                 | -0.47                            | 26.20                 | Yes  |                            |
| LRMW-11 | 9/14/2011  | 623.90       | 626.14    | 598.90    | 583.90    | 16.34                        | 0.31                          | 16.65                      | 14.41                    | 609.49                 | -0.30                            | 25.90                 | Yes  |                            |
| LRMW-11 | 9/23/2011  | 623.90       | 626.14    | 598.90    | 583.90    | 16.56                        | 0.38                          | 16.94                      | 14.70                    | 609.20                 | -0.29                            | 25.68                 | Yes  |                            |
| LRMW-11 | 9/29/2011  | 623.90       | 626.14    | 598.90    | 583.90    | 16.68                        | 0.42                          | 17.10                      | 14.86                    | 609.04                 | -0.16                            | 25.56                 | Yes  |                            |
| LRMW-11 | 10/7/2011  | 623.90       | 626.14    | 598.90    | 583.90    | 16.80                        | 0.48                          | 17.28                      | 15.04                    | 608.86                 | -0.18                            | 25.44                 | Yes  |                            |
| LRMW-11 | 10/11/2011 | 623.90       | 626.14    | 598.90    | 583.90    | 16.89                        | 0.48                          | 17.37                      | 15.13                    | 608.77                 | -0.09                            | 25.35                 | Yes  |                            |
| LRMW-11 | 10/21/2011 | 623.90       | 626.14    | 598.90    | 583.90    | 16.99                        | 0.56                          | 17.55                      | 15.31                    | 608.59                 | -0.18                            | 25.25                 | Yes  |                            |
| LRMW-11 | 10/27/2011 | 623.90       | 626.14    | 598.90    | 583.90    | 17.05                        | 0.60                          | 17.65                      | 15.41                    | 608.49                 | -0.10                            | 25.19                 | Yes  |                            |
| LRMW-11 | 11/3/2011  | 623.90       | 626.14    | 598.90    | 583.90    | 17.19                        | 0.65                          | 17.84                      | 15.60                    | 608.30                 | -0.19                            | 25.05                 | Yes  |                            |
| LRMW-11 | 11/9/2011  | 623.90       | 626.14    | 598.90    | 583.90    | 17.22                        | 0.71                          | 17.93                      | 15.69                    | 608.21                 | -0.09                            | 25.02                 | Yes  |                            |
| LRMW-11 | 11/17/2011 | 623.90       | 626.14    | 598.90    | 583.90    | 17.35                        | 0.80                          | 18.15                      | 15.91                    | 607.99                 | -0.22                            | 24.89                 | Yes  |                            |
| LRMW-11 | 11/22/2011 | 623.90       | 626.14    | 598.90    | 583.90    | 17.39                        | 0.82                          | 18.21                      | 15.97                    | 607.93                 | -0.06                            | 24.85                 | Yes  |                            |
| LRMW-11 | 12/1/2011  | 623.90       | 626.14    | 598.90    | 583.90    | 17.46                        | 0.90                          | 18.36                      | 16.12                    | 607.78                 | -0.15                            | 24.78                 | Yes  |                            |
| LRMW-11 | 1/4/2012   | 623.90       | 626.14    | 598.90    | 583.90    | 17.83                        | 1.20                          | 19.03                      | 16.79                    | 607.11                 | -0.67                            | 24.41                 | Yes  | Spill Buddy Before Reading |
| LRMW-11 | 2/16/2012  | 623.90       | 626.14    | 598.90    | 583.90    | 18.20                        | 1.48                          | 19.68                      | 17.44                    | 606.46                 | -0.65                            | 24.04                 | Yes  |                            |
| LRMW-11 | 3/13/2012  | 623.90       | 626.14    | 598.90    | 583.90    | 17.54                        | 1.66                          | 19.20                      | 16.96                    | 606.94                 | 0.48                             | 24.70                 | Yes  |                            |
| LRMW-11 | 4/12/2012  | 623.90       | 626.14    | 598.90    | 583.90    | 16.90                        | 1.80                          | 18.70                      | 16.46                    | 607.44                 | 0.50                             | 25.34                 | Yes  |                            |
| LRMW-11 | 4/16/2012  | 623.90       | 626.14    | 598.90    | 583.90    | NP                           | 0.00                          | 16.69                      | 14.45                    | 609.45                 | 2.01                             | 25.55                 | Yes  |                            |
| LRMW-11 | 5/18/2012  | 623.90       | 626.14    | 598.90    | 583.90    | 16.25                        | 0.23                          | 16.48                      | 14.24                    | 609.66                 | 0.21                             | 25.99                 | Yes  |                            |
| LRMW-11 | 6/28/2012  | 623.90       | 626.14    | 598.90    | 583.90    | 13.60                        | 0.30                          | 13.90                      | 11.66                    | 612.24                 | 2.58                             | 28.64                 | Yes  | Spill Buddy Before Reading |
| LRMW-11 | 7/24/2012  | 623.90       | 626.14    | 598.90    | 583.90    | 15.96                        | 0.42                          | 16.38                      | 14.14                    | 609.76                 | -2.48                            | 26.28                 | Yes  |                            |
| LRMW-11 | 8/17/2012  | 623.90       | 626.14    | 598.90    | 583.90    | 16.60                        | 0.53                          | 17.13                      | 14.89                    | 609.01                 | -0.75                            | 25.64                 | Yes  |                            |
| LRMW-11 | 8/28/2012  | 623.90       | 626.14    | 598.90    | 583.90    | 16.96                        | 0.58                          | 17.54                      | 15.30                    | 608.60                 | -0.41                            | 25.28                 | Yes  |                            |
| LRMW-11 | 9/17/2012  | 623.90       | 626.14    | 598.90    | 583.90    | 17.65                        | 0.04                          | 17.69                      | 15.45                    | 608.45                 | -0.15                            | 24.59                 | Yes  |                            |
| LRMW-11 | 9/30/2012  | 623.90       | 626.14    | 598.90    | 583.90    | 17.88                        | 0.21                          | 18.09                      | 15.85                    | 608.05                 | -0.40                            | 24.36                 | Yes  |                            |
| LRMW-11 | 11/21/2012 | 623.90       | 626.14    | 598.90    | 583.90    | 18.04                        | 0.52                          | 18.56                      | 16.32                    | 607.58                 | -0.47                            | 24.20                 | Yes  |                            |

**Table 4**  
**Groundwater and LNAPL Gauging Data - Barge Dock**  
**Former Amoco Terminal**  
**Superior, Wisconsin**

| Well ID | Date       | Ground Elev. | TOC Elev. | TOS Elev. | BOS Elev. | Depth to Product (feet BTOC) | Free Product Thickness (feet) | Depth to Water (feet BTOC) | Corrected DTW (feet bgs) | Corrected GW Elevation | Change in Corrected GW Elevation | Liquid in Well (feet) | Screen Submerged Below Water Table? (YES/NO) | Comments/Observations |
|---------|------------|--------------|-----------|-----------|-----------|------------------------------|-------------------------------|----------------------------|--------------------------|------------------------|----------------------------------|-----------------------|--|-----------------------|
| LRMW-11 | 12/17/2012 | 623.90       | 626.14    | 598.90    | 583.90    | 18.10                        | 0.64                          | 18.74                      | 16.50                    | 607.40                 | -0.18                            | 24.14                 | Yes  |                       |
| LRMW-11 | 3/25/2013  | 623.90       | 626.14    | 598.90    | 583.90    | 18.60                        | 0.98                          | 19.58                      | 17.34                    | 606.56                 | -0.84                            | 23.64                 | Yes  |                       |
| LRMW-11 | 5/6/2013   | 623.90       | 626.14    | 598.90    | 583.90    | 15.56                        | 1.02                          | 16.58                      | 14.34                    | 609.56                 | 3.00                             | 26.68                 | Yes  |                       |
| LRMW-11 | 10/3/2013  | 623.90       | 626.14    | 598.90    | 583.90    | 17.26                        | 1.55                          | 18.81                      | 16.57                    | 607.33                 | -2.23                            | 24.98                 | Yes  |                       |
| LRMW-11 | 5/22/2014  | 623.90       | 626.14    | 598.90    | 583.90    | 13.09                        | 2.19                          | 15.28                      | 13.04                    | 610.86                 | 3.53                             | 29.15                 | Yes  |                       |
| LRMW-11 | 10/31/2014 | 623.90       | 626.14    | 598.90    | 583.90    | 15.54                        | 2.77                          | 18.31                      | 16.07                    | 607.83                 | -3.03                            | 26.70                 | Yes  |                       |
| LRMW-11 | 4/15/2015  | 623.90       | 626.14    | 598.90    | 583.90    | 16.15                        | 3.20                          | 19.35                      | 17.11                    | 606.79                 | -1.04                            | 26.09                 | Yes  |                       |
| LRMW-11 | 4/22/2015  | 623.90       | 626.14    | 598.90    | 583.90    | 16.18                        | 0.24                          | 16.42                      | 14.18                    | 609.72                 | 2.93                             | 26.06                 | Yes  |                       |
| LRMW-11 | 4/29/2015  | 623.90       | 626.14    | 598.90    | 583.90    | 16.10                        | 0.22                          | 16.32                      | 14.08                    | 609.82                 | 0.10                             | 26.14                 | Yes  |                       |
| LRMW-11 | 5/6/2015   | 623.90       | 626.14    | 598.90    | 583.90    | 16.19                        | 0.21                          | 16.40                      | 14.16                    | 609.74                 | -0.08                            | 26.05                 | Yes  |                       |
| LRMW-11 | 5/12/2015  | 623.90       | 626.14    | 598.90    | 583.90    | 15.57                        | 0.21                          | 15.78                      | 13.54                    | 610.36                 | 0.62                             | 26.67                 | Yes  |                       |
| LRMW-11 | 6/9/2015   | 623.90       | 626.14    | 598.90    | 583.90    | 15.06                        | 0.21                          | 15.27                      | 13.03                    | 610.87                 | 0.51                             | 27.18                 | Yes  |                       |
| LRMW-11 | 10/5/2015  | 623.90       | 626.14    | 598.90    | 583.90    | 15.43                        | 0.30                          | 15.73                      | 13.49                    | 610.41                 | -0.46                            | 26.81                 | Yes  |                       |
| LRMW-11 | 5/23/2016  | 623.90       | 626.14    | 598.90    | 583.90    | 14.59                        | 0.58                          | 15.17                      | 12.93                    | 610.97                 | 0.56                             | 27.65                 | Yes  |                       |
| LRMW-11 | 10/3/2016  | 623.90       | 626.14    | 598.90    | 583.90    | 15.82                        | 0.83                          | 16.65                      | 14.41                    | 609.49                 | -1.48                            | 26.42                 | Yes  |                       |
| LRMW-11 | 5/22/2017  | 623.90       | 626.14    | 598.90    | 583.90    | 14.34                        | 1.20                          | 15.54                      | 13.30                    | 610.60                 | 1.11                             | 27.90                 | Yes  |                       |
| LRMW-11 | 5/31/2017  | 623.90       | 626.14    | 598.90    | 583.90    | 13.34                        | 1.22                          | 14.56                      | 12.32                    | 611.58                 | 0.98                             | 28.90                 | Yes  |                       |
| LRMW-11 | 6/22/2017  | 623.90       | 626.14    | 598.90    | 583.90    | 14.83                        | 0.44                          | 15.27                      | 13.03                    | 610.87                 | -0.71                            | 27.41                 | Yes  |                       |
| LRMW-11 | 8/8/2018   | 623.90       | 626.14    | 598.90    | 583.90    | 16.14                        | 1.03                          | 17.17                      | 14.93                    | 608.97                 | -1.90                            | 26.10                 | Yes  |                       |
| LRMW-11 | 8/16/2018  | 623.90       | 626.14    | 598.90    | 583.90    | 16.64                        | 0.31                          | 16.95                      | 14.71                    | 609.19                 | 0.22                             | 25.60                 | Yes  |                       |
| LRMW-11 | 10/2/2018  | 623.90       | 626.14    | 598.90    | 583.90    | 16.04                        | 0.30                          | 16.34                      | 14.10                    | 609.80                 | 0.61                             | 26.20                 | Yes  |                       |
| LRMW-11 | 10/22/2018 | 623.90       | 626.14    | 598.90    | 583.90    | 15.21                        | 0.07                          | 15.28                      | 13.04                    | 610.86                 | 1.06                             | 27.03                 | Yes  |                       |
| LRMW-11 | 10/8/2019  | 623.90       | 626.14    | 598.90    | 583.90    | 14.53                        | 0.27                          | 14.80                      | 12.56                    | 611.34                 | 0.48                             | 27.71                 | Yes  |                       |
| LRMW-11 | 4/22/2020  | 623.90       | 626.14    | 598.90    | 583.90    | 14.17                        | 0.51                          | 14.68                      | 12.44                    | 611.46                 | 0.12                             | 28.07                 | Yes  |                       |
| LRMW-11 | 5/26/2020  | 623.90       | 626.14    | 598.90    | 583.90    | 15.04                        | 0.16                          | 15.20                      | 12.96                    | 610.94                 | -0.52                            | 27.20                 | Yes  |                       |
| LRMW-11 | 5/25/2021  | 623.90       | 626.14    | 598.90    | 583.90    | 14.85                        | 0.63                          | 15.48                      | 13.24                    | 610.66                 | -0.28                            | 27.39                 | Yes  |                       |
| MWRR-1  | 10/22/2003 | 618.12       | 620.46    | 613.12    | 598.03    | NP                           | 0.00                          | 14.22                      | 11.88                    | 606.24                 | NA                               | 8.21                  | No   |                       |
| MWRR-1  | 1/20/2004  | 618.12       | 620.46    | 613.12    | 598.03    | NP                           | 0.00                          | 14.95                      | 12.61                    | 605.51                 | -0.73                            | 7.48                  | No   |                       |
| MWRR-1  | 4/19/2004  | 618.12       | 620.46    | 613.12    | 598.03    | NP                           | 0.00                          | 12.30                      | 9.96                     | 608.16                 | 2.65                             | 10.13                 | No   |                       |
| MWRR-1  | 7/27/2004  | 618.12       | 620.46    | 613.12    | 598.03    | NP                           | 0.00                          | 12.89                      | 10.55                    | 607.57                 | -0.59                            | 9.54                  | No   |                       |
| MWRR-1  | 11/18/2004 | 618.12       | 620.46    | 613.12    | 598.03    | NP                           | 0.00                          | 12.29                      | 9.95                     | 608.17                 | 0.60                             | 10.14                 | No   |                       |
| MWRR-1  | 4/18/2005  | 618.12       | 620.46    | 613.12    | 598.03    | NP                           | 0.00                          | 11.82                      | 9.48                     | 608.64                 | 0.47                             | 10.61                 | No   |                       |
| MWRR-1  | 10/11/2005 | 618.12       | 620.46    | 613.12    | 598.03    | NP                           | 0.00                          | 11.59                      | 9.25                     | 608.87                 | 0.23                             | 10.84                 | No   |                       |
| MWRR-1  | 5/23/2006  | 618.12       | 620.46    | 613.12    | 598.03    | NP                           | 0.00                          | 11.75                      | 9.41                     | 608.71                 | -0.16                            | 10.68                 | No   |                       |
| MWRR-1  | 10/16/2006 | 618.12       | 620.46    | 613.12    | 598.03    | NP                           | 0.00                          | 13.93                      | 11.59                    | 606.53                 | -2.18                            | 8.50                  | No   |                       |
| MWRR-1  | 4/23/2007  | 618.12       | 620.46    | 613.12    | 598.03    | NP                           | 0.00                          | 11.96                      | 9.62                     | 608.50                 | 1.97                             | 10.47                 | No   |                       |
| MWRR-1  | 9/25/2007  | 618.12       | 620.29    | 613.12    | 598.03    | NP                           | 0.00                          | 11.93                      | 9.76                     | 608.36                 | -0.14                            | 10.33                 | No   |                       |
| MWRR-1  | 5/1/2008   | 618.12       | 620.29    | 613.12    | 598.03    | NP                           | 0.00                          | 11.17                      | 9.00                     | 609.12                 | 0.76                             | 11.09                 | No   |                       |
| MWRR-1  | 10/20/2008 | 618.12       | 620.29    | 613.12    | 598.03    | NP                           | 0.00                          | 11.42                      | 9.25                     | 608.87                 | -0.25                            | 10.84                 | No   |                       |
| MWRR-1  | 8/31/2011  | 618.12       | 620.29    | 613.12    | 598.03    | NP                           | 0.00                          | 12.35                      | 10.18                    | 607.94                 | -0.93                            | 9.91                  | No   |                       |
| MWRR-1  | 10/11/2011 | 618.12       | 620.29    | 613.12    | 598.03    | NP                           | 0.00                          | 13.36                      | 11.19                    | 606.93                 | -1.01                            | 8.90                  | No   |                       |
| MWRR-1  | 1/4/2012   | 618.12       | 620.29    | 613.12    | 598.03    | NP                           | 0.00                          | 14.41                      | 12.24                    | 605.88                 | -1.05                            | 7.85                  | No   |                       |

**Table 4**  
**Groundwater and LNAPL Gauging Data - Barge Dock**  
**Former Amoco Terminal**  
**Superior, Wisconsin**

| Well ID | Date       | Ground Elev. | TOC Elev. | TOS Elev. | BOS Elev. | Depth to Product (feet BTOC) | Free Product Thickness (feet) | Depth to Water (feet BTOC) | Corrected DTW (feet bgs) | Corrected GW Elevation | Change in Corrected GW Elevation | Liquid in Well (feet) | Screen Submerged Below Water Table? (YES/NO) | Comments/Observations |
|---------|------------|--------------|-----------|-----------|-----------|------------------------------|-------------------------------|----------------------------|--------------------------|------------------------|----------------------------------|-----------------------|--|-----------------------|
| MWRR-1  | 4/16/2012  | 618.12       | 620.29    | 613.12    | 598.03    | NP                           | 0.00                          | 11.91                      | 9.74                     | 608.38                 | 2.50                             | 10.35                 | No   |                       |
| MWRR-1  | 6/28/2012  | 618.12       | 620.29    | 613.12    | 598.03    | NP                           | 0.00                          | 10.58                      | 8.41                     | 609.71                 | 1.33                             | 11.68                 | No   |                       |
| MWRR-1  | 9/30/2012  | 618.12       | 620.29    | 613.12    | 598.03    | NP                           | 0.00                          | 14.28                      | 12.11                    | 606.01                 | -3.70                            | 7.98                  | No   |                       |
| MWRR-1  | 12/17/2012 | 618.12       | 620.29    | 613.12    | 598.03    | NP                           | 0.00                          | 14.27                      | 12.10                    | 606.02                 | 0.01                             | 7.99                  | No   |                       |
| MWRR-1  | 3/25/2013  | 618.12       | 620.29    | 613.12    | 598.03    | NP                           | 0.00                          | 14.95                      | 12.78                    | 605.34                 | -0.68                            | 7.31                  | No   |                       |
| MWRR-1  | 5/6/2013   | 618.12       | 620.29    | 613.12    | 598.03    | NP                           | 0.00                          | 11.72                      | 9.55                     | 608.57                 | 3.23                             | 10.54                 | No   |                       |
| MWRR-1  | 10/1/2013  | 618.12       | 620.29    | 613.12    | 598.03    | NP                           | 0.00                          | 13.84                      | 11.67                    | 606.45                 | -2.12                            | 8.42                  | No   |                       |
| MWRR-1  | 5/21/2014  | 618.12       | 620.29    | 613.12    | 598.03    | NP                           | 0.00                          | 10.54                      | 8.37                     | 609.75                 | 3.30                             | 11.72                 | No   |                       |
| MWRR-1  | 10/31/2014 | 618.12       | 620.29    | 613.12    | 598.03    | NP                           | 0.00                          | 12.42                      | 10.25                    | 607.87                 | -1.88                            | 9.84                  | No   |                       |
| MWRR-1  | 5/5/2015   | 618.12       | 620.29    | 613.12    | 598.03    | NP                           | 0.00                          | 12.40                      | 10.23                    | 607.89                 | 0.02                             | 9.86                  | No   |                       |
| MWRR-1  | 10/6/2015  | 618.12       | 620.29    | 613.12    | 598.03    | NP                           | 0.00                          | 11.82                      | 9.65                     | 608.47                 | 0.58                             | 10.44                 | No   |                       |
| MWRR-1  | 5/23/2016  | 618.12       | 620.29    | 613.12    | 598.03    | NP                           | 0.00                          | 11.47                      | 9.30                     | 608.82                 | 0.35                             | 10.79                 | No   |                       |
| MWRR-1  | 10/3/2016  | 618.12       | 620.29    | 613.12    | 598.03    | NP                           | 0.00                          | 12.34                      | 10.17                    | 607.95                 | -0.87                            | 9.92                  | No   |                       |
| MWRR-1  | 6/29/2017  | 618.12       | 620.29    | 613.12    | 598.03    | NP                           | 0.00                          | 11.09                      | 8.92                     | 609.20                 | 1.25                             | 11.17                 | No   |                       |
| MWRR-1  | 5/26/2020  | 618.12       | 620.29    | 613.12    | 598.03    | NP                           | 0.00                          | 12.06                      | 9.89                     | 608.23                 | -0.97                            | 10.20                 | No   |                       |
| MWRR-1  | 5/24/2021  | 618.12       | 620.29    | 613.12    | 598.03    | NP                           | 0.00                          | 11.36                      | 9.19                     | 608.93                 | 0.70                             | 10.90                 | No   |                       |
| MWRR-1D | 6/18/2018  | 618.12       | 620.82    | 568.12    | 565.12    | NP                           | 0.00                          | 7.40                       | 4.70                     | 613.42                 |                                  | 48.30                 | Yes  |                       |
| MWRR-1D | 6/27/2018  | 618.12       | 620.82    | 568.12    | 565.12    | NP                           | 0.00                          | 14.08                      | 11.38                    | 606.74                 | -6.88                            | 41.62                 | Yes  |                       |
| MWRR-1D | 10/8/2018  | 618.12       | 620.82    | 568.12    | 565.12    | NP                           | 0.00                          | 12.30                      | 9.60                     | 608.52                 | 1.78                             | 43.40                 | Yes  |                       |
| MWRR-1D | 10/8/2018  | 618.12       | 620.82    | 568.12    | 565.12    | NP                           | 0.00                          | 11.39                      | 8.69                     | 609.43                 | 0.91                             | 44.31                 | Yes  |                       |
| MWRR-1D | 10/2/2019  | 619.12       | 621.82    | 569.12    | 566.12    | NP                           | 0.00                          | 11.91                      | 9.21                     | 609.91                 | 0.48                             | 43.79                 | Yes  |                       |
| MWRR-1D | 5/26/2020  | 620.12       | 622.82    | 570.12    | 567.12    | NP                           | 0.00                          | 12.07                      | 9.37                     | 610.75                 | 0.84                             | 43.63                 | Yes  |                       |
| MWRR-1D | 10/5/2020  | 620.12       | 622.82    | 570.12    | 567.12    | NP                           | 0.00                          | 13.24                      | 10.54                    | 609.58                 | -1.17                            | 42.46                 | Yes  |                       |
| MWRR-1D | 5/24/2021  | 620.12       | 622.82    | 570.12    | 567.12    | NP                           | 0.00                          | 11.96                      | 9.26                     | 610.86                 | 1.28                             | 43.74                 | Yes  |                       |
| MWRR-2  | 10/22/2003 | 622.93       | 625.90    | 617.05    | 602.05    | NP                           | 0.00                          | 18.77                      | 15.80                    | 607.13                 | NA                               | 5.08                  | No   |                       |
| MWRR-2  | 1/20/2004  | 622.93       | 625.90    | 617.05    | 602.05    | NP                           | 0.00                          | 19.24                      | 16.27                    | 606.66                 | -0.47                            | 4.61                  | No   |                       |
| MWRR-2  | 4/19/2004  | 622.93       | 625.90    | 617.05    | 602.05    | NP                           | 0.00                          | 16.92                      | 13.95                    | 608.98                 | 2.32                             | 6.93                  | No   |                       |
| MWRR-2  | 7/27/2004  | 622.93       | 625.90    | 617.05    | 602.05    | NP                           | 0.00                          | 17.25                      | 14.28                    | 608.65                 | -0.33                            | 6.60                  | No   |                       |
| MWRR-2  | 11/16/2004 | 622.93       | 625.90    | 617.05    | 602.05    | NP                           | 0.00                          | 16.73                      | 13.76                    | 609.17                 | 0.52                             | 7.12                  | No   |                       |
| MWRR-2  | 4/18/2005  | 622.93       | 625.90    | 617.05    | 602.05    | NP                           | 0.00                          | 16.11                      | 13.14                    | 609.79                 | 0.62                             | 7.74                  | No   |                       |
| MWRR-2  | 10/11/2005 | 622.93       | 625.90    | 617.05    | 602.05    | NP                           | 0.00                          | 17.01                      | 14.04                    | 608.89                 | -0.90                            | 6.84                  | No   |                       |
| MWRR-2  | 5/23/2006  | 622.93       | 625.90    | 617.05    | 602.05    | NP                           | 0.00                          | 16.03                      | 13.06                    | 609.87                 | 0.98                             | 7.82                  | No   |                       |
| MWRR-2  | 10/16/2006 | 622.93       | 625.90    | 617.05    | 602.05    | NP                           | 0.00                          | 18.47                      | 15.50                    | 607.43                 | -2.44                            | 5.38                  | No   |                       |
| MWRR-2  | 4/23/2007  | 622.93       | 625.90    | 617.05    | 602.05    | NP                           | 0.00                          | 16.73                      | 13.76                    | 609.17                 | 1.74                             | 7.12                  | No   |                       |
| MWRR-2  | 9/25/2007  | 622.93       | 625.73    | 617.05    | 602.05    | NP                           | 0.00                          | 18.00                      | 15.20                    | 607.73                 | -1.44                            | 5.68                  | No   |                       |
| MWRR-2  | 5/1/2008   | 622.93       | 625.73    | 617.05    | 602.05    | NP                           | 0.00                          | 15.14                      | 12.34                    | 610.59                 | 2.86                             | 8.54                  | No   |                       |
| MWRR-2  | 10/20/2008 | 622.93       | 625.73    | 617.05    | 602.05    | NP                           | 0.00                          | 16.21                      | 13.41                    | 609.52                 | -1.07                            | 7.47                  | No   |                       |
| MWRR-2  | 4/18/2009  | 622.93       | 625.73    | 617.05    | 602.05    | NP                           | 0.00                          | 16.26                      | 13.46                    | 609.47                 | -0.05                            | 7.42                  | No   |                       |
| MWRR-2  | 10/11/2009 | 622.93       | 625.73    | 617.05    | 602.05    | NP                           | 0.00                          | 18.11                      | 15.31                    | 607.62                 | -1.85                            | 5.57                  | No   |                       |
| MWRR-2  | 4/28/2010  | 622.93       | 625.73    | 617.05    | 602.05    | NP                           | 0.00                          | 17.32                      | 14.52                    | 608.41                 | 0.79                             | 6.36                  | No   |                       |
| MWRR-2  | 10/25/2010 | 622.93       | 625.73    | 617.05    | 602.05    | NP                           | 0.00                          | 17.04                      | 14.24                    | 608.69                 | 0.28                             | 6.64                  | No   |                       |



**Table 4**  
**Groundwater and LNAPL Gauging Data - Barge Dock**  
**Former Amoco Terminal**  
**Superior, Wisconsin**

| Well ID | Date       | Ground Elev. | TOC Elev. | TOS Elev. | BOS Elev. | Depth to Product (feet BTOC) | Free Product Thickness (feet) | Depth to Water (feet BTOC) | Corrected DTW (feet bgs) | Corrected GW Elevation | Change in Corrected GW Elevation | Liquid in Well (feet) | Screen Submerged Below Water Table? (YES/NO) | Comments/Observations |
|---------|------------|--------------|-----------|-----------|-----------|------------------------------|-------------------------------|----------------------------|--------------------------|------------------------|----------------------------------|-----------------------|--|-----------------------|
| MWRR-2  | 4/25/2011  | 622.93       | 625.73    | 617.05    | 602.05    | NP                           | 0.00                          | 16.28                      | 13.48                    | 609.45                 | 0.76                             | 7.40                  | No   |                       |
| MWRR-2  | 10/11/2011 | 622.93       | 625.73    | 617.05    | 602.05    | NP                           | 0.00                          | 18.16                      | 15.36                    | 607.57                 | -1.88                            | 5.52                  | No   |                       |
| MWRR-2  | 1/4/2012   | 622.93       | 625.73    | 617.05    | 602.05    | NP                           | 0.00                          | 19.08                      | 16.28                    | 606.65                 | -0.92                            | 4.60                  | No   |                       |
| MWRR-2  | 4/16/2012  | 622.93       | 625.73    | 617.05    | 602.05    | NP                           | 0.00                          | 18.14                      | 15.34                    | 607.59                 | 0.94                             | 5.54                  | No   |                       |
| MWRR-2  | 6/28/2012  | 622.93       | 625.73    | 617.05    | 602.05    | NP                           | 0.00                          | 14.98                      | 12.18                    | 610.75                 | 3.16                             | 8.70                  | No   |                       |
| MWRR-2  | 9/30/2012  | 622.93       | 625.73    | 617.05    | 602.05    | NP                           | 0.00                          | 18.86                      | 16.06                    | 606.87                 | -3.88                            | 4.82                  | No   |                       |
| MWRR-2  | 12/17/2012 | 622.93       | 625.73    | 617.05    | 602.05    | NP                           | 0.00                          | 19.20                      | 16.40                    | 606.53                 | -0.34                            | 4.48                  | No   |                       |
| MWRR-2  | 3/25/2013  | 622.93       | 625.73    | 617.05    | 602.05    | NP                           | 0.00                          | 19.25                      | 16.45                    | 606.48                 | -0.05                            | 4.43                  | No   |                       |
| MWRR-2  | 5/6/2013   | 622.93       | 625.73    | 617.05    | 602.05    | NP                           | 0.00                          | 16.39                      | 13.59                    | 609.34                 | 2.86                             | 7.29                  | No   |                       |
| MWRR-2  | 10/3/2013  | 622.93       | 625.73    | 617.05    | 602.05    | NP                           | 0.00                          | 18.77                      | 15.97                    | 606.96                 | -2.38                            | 4.91                  | No   |                       |
| MWRR-2  | 5/21/2014  | 622.93       | 625.73    | 617.05    | 602.05    | NP                           | 0.00                          | 14.40                      | 11.60                    | 611.33                 | 4.37                             | 9.28                  | No   |                       |
| MWRR-2  | 10/31/2014 | 622.93       | 625.73    | 617.05    | 602.05    | NP                           | 0.00                          | 17.55                      | 14.75                    | 608.18                 | -3.15                            | 6.13                  | No   |                       |
| MWRR-2  | 5/5/2015   | 622.93       | 625.73    | 617.05    | 602.05    | NP                           | 0.00                          | 17.38                      | 14.58                    | 608.35                 | 0.17                             | 6.30                  | No   |                       |
| MWRR-2  | 10/6/2015  | 622.93       | 625.73    | 617.05    | 602.05    | NP                           | 0.00                          | 17.00                      | 14.20                    | 608.73                 | 0.38                             | 6.68                  | No   |                       |
| MWRR-2  | 5/23/2016  | 622.93       | 625.73    | 617.05    | 602.05    | NP                           | 0.00                          | 16.22                      | 13.42                    | 609.51                 | 0.78                             | 7.46                  | No   |                       |
| MWRR-2  | 10/3/2016  | 622.93       | 625.73    | 617.05    | 602.05    | NP                           | 0.00                          | 17.50                      | 14.70                    | 608.23                 | -1.28                            | 6.18                  | No   |                       |
| MWRR-2  | 6/29/2017  | 622.93       | 625.73    | 617.05    | 602.05    | NP                           | 0.00                          | 16.55                      | 13.75                    | 609.18                 | 0.95                             | 7.13                  | No   |                       |
| MWRR-2  | 6/3/2019   | 622.93       | 625.73    | 617.05    | 602.05    | NP                           | 0.00                          | 15.42                      | 12.62                    | 610.31                 | 1.13                             | 8.26                  | No   |                       |
| MWRR-2  | 10/2/2019  | 622.93       | 625.73    | 617.05    | 602.05    | NP                           | 0.00                          | 17.13                      | 14.33                    | 608.60                 | -1.71                            | 6.55                  | No   |                       |
| MWRR-2  | 5/26/2020  | 622.93       | 625.73    | 617.05    | 602.05    | NP                           | 0.00                          | 16.58                      | 13.78                    | 609.15                 | 0.55                             | 7.10                  | No   |                       |
| MWRR-2  | 5/25/2021  | 622.93       | 625.73    | 617.05    | 602.05    | NP                           | 0.00                          | 16.41                      | 13.61                    | 609.32                 | 0.17                             | 7.27                  | No   |                       |
| MWRR-4  | 10/21/2003 | 623.27       | 626.13    | 613.27    | 603.27    | NP                           | 0.00                          | 18.85                      | 15.99                    | 607.28                 | NA                               | 4.01                  | No   |                       |
| MWRR-4  | 12/3/2003  | 623.27       | 626.13    | 613.27    | 603.27    | 18.65                        | 1.45                          | 20.10                      | 17.24                    | 606.03                 | -1.25                            | 4.21                  | No   |                       |
| MWRR-4  | 1/20/2004  | 623.27       | 626.13    | 613.27    | 603.27    | 18.97                        | 2.50                          | 21.47                      | 18.61                    | 604.66                 | -1.37                            | 3.89                  | No   |                       |
| MWRR-4  | 4/19/2004  | 623.27       | 626.13    | 613.27    | 603.27    | NP                           | 0.00                          | 17.12                      | 14.26                    | 609.01                 | 4.35                             | 5.74                  | No   |                       |
| MWRR-4  | 7/27/2004  | 623.27       | 626.13    | 613.27    | 603.27    | 17.06                        | 0.10                          | 17.16                      | 14.30                    | 608.97                 | -0.04                            | 5.80                  | No   |                       |
| MWRR-4  | 11/15/2004 | 623.27       | 626.13    | 613.27    | 603.27    | 16.41                        | 0.03                          | 16.44                      | 13.58                    | 609.69                 | 0.72                             | 6.45                  | No   |                       |
| MWRR-4  | 4/18/2005  | 623.27       | 626.13    | 613.27    | 603.27    | 16.26                        | 0.01                          | 16.27                      | 13.41                    | 609.86                 | 0.17                             | 6.60                  | No   |                       |
| MWRR-4  | 10/11/2005 | 623.27       | 626.13    | 613.27    | 603.27    | NP                           | 0.00                          | 16.71                      | 13.85                    | 609.42                 | -0.44                            | 6.15                  | No   |                       |
| MWRR-4  | 5/23/2006  | 623.27       | 626.13    | 613.27    | 603.27    | NP                           | 0.00                          | 15.98                      | 13.12                    | 610.15                 | 0.73                             | 6.88                  | No   |                       |
| MWRR-4  | 10/16/2006 | 623.27       | 626.13    | 613.27    | 603.27    | 18.29                        | 0.94                          | 19.23                      | 16.37                    | 606.90                 | -3.25                            | 4.57                  | No   |                       |
| MWRR-4  | 4/23/2007  | 623.27       | 626.13    | 613.27    | 603.27    | NP                           | 0.00                          | 16.70                      | 13.84                    | 609.43                 | 2.53                             | 6.16                  | No   |                       |
| MWRR-4  | 9/25/2007  | 623.27       | 626.13    | 613.27    | 603.27    | NP                           | 0.00                          | 17.44                      | 14.58                    | 608.69                 | -0.74                            | 5.42                  | No   |                       |
| MWRR-4  | 5/1/2008   | 623.27       | 626.13    | 613.27    | 603.27    | NP                           | 0.00                          | 15.77                      | 12.91                    | 610.36                 | 1.67                             | 7.09                  | No   |                       |
| MWRR-4  | 10/20/2008 | 623.27       | 626.13    | 613.27    | 603.27    | NP                           | 0.00                          | 16.09                      | 13.23                    | 610.04                 | -0.32                            | 6.77                  | No   |                       |
| MWRR-4  | 4/18/2009  | 623.27       | 626.13    | 613.27    | 603.27    | NP                           | 0.00                          | 16.27                      | 13.41                    | 609.86                 | -0.18                            | 6.59                  | No   |                       |
| MWRR-4  | 10/11/2009 | 623.27       | 626.13    | 613.27    | 603.27    | NP                           | 0.00                          | 18.00                      | 15.14                    | 608.13                 | -1.73                            | 4.86                  | No   |                       |
| MWRR-4  | 4/28/2010  | 623.27       | 626.13    | 613.27    | 603.27    | NP                           | 0.00                          | 17.38                      | 14.52                    | 608.75                 | 0.62                             | 5.48                  | No   |                       |
| MWRR-4  | 10/25/2010 | 623.27       | 626.13    | 613.27    | 603.27    | NP                           | 0.00                          | 16.68                      | 13.82                    | 609.45                 | 0.70                             | 6.18                  | No   |                       |
| MWRR-4  | 4/25/2011  | 623.27       | 626.13    | 613.27    | 603.27    | NP                           | 0.00                          | 16.41                      | 13.55                    | 609.72                 | 0.27                             | 6.45                  | No   |                       |
| MWRR-4  | 10/11/2011 | 623.27       | 626.13    | 613.27    | 603.27    | NP                           | 0.00                          | 18.06                      | 15.20                    | 608.07                 | -1.65                            | 4.80                  | No   |                       |
| MWRR-4  | 1/4/2012   | 623.27       | 626.13    | 613.27    | 603.27    | 19.10                        | 0.29                          | 19.39                      | 16.53                    | 606.74                 | -1.33                            | 3.76                  | No   |                       |

**Table 4**  
**Groundwater and LNAPL Gauging Data - Barge Dock**  
**Former Amoco Terminal**  
**Superior, Wisconsin**

| Well ID | Date       | Ground Elev. | TOC Elev. | TOS Elev. | BOS Elev. | Depth to Product (feet BTOC) | Free Product Thickness (feet) | Depth to Water (feet BTOC) | Corrected DTW (feet bgs) | Corrected GW Elevation | Change in Corrected GW Elevation | Liquid in Well (feet) | Screen Submerged Below Water Table? (YES/NO) | Comments/Observations |
|---------|------------|--------------|-----------|-----------|-----------|------------------------------|-------------------------------|----------------------------|--------------------------|------------------------|----------------------------------|-----------------------|--|-----------------------|
| MWRR-4  | 4/16/2012  | 623.27       | 626.13    | 613.27    | 603.27    | NP                           | 0.00                          | 18.04                      | 15.18                    | 608.09                 | 1.35                             | 4.82                  | No   |                       |
| MWRR-4  | 6/28/2012  | 623.27       | 626.13    | 613.27    | 603.27    | NP                           | 0.00                          | 15.12                      | 12.26                    | 611.01                 | 2.92                             | 7.74                  | No   |                       |
| MWRR-4  | 9/30/2012  | 623.27       | 626.13    | 613.27    | 603.27    | 18.90                        | 0.13                          | 19.03                      | 16.17                    | 607.10                 | -3.91                            | 3.96                  | No   |                       |
| MWRR-4  | 12/17/2012 | 623.27       | 626.13    | 613.27    | 603.27    | 18.90                        | 2.13                          | 21.03                      | 18.17                    | 605.10                 | -2.00                            | 3.96                  | No   |                       |
| MWRR-4  | 3/25/2013  | 623.27       | 626.13    | 613.27    | 603.27    | 19.26                        | 2.93                          | 22.19                      | 19.33                    | 603.94                 | -1.16                            | 3.60                  | No   |                       |
| MWRR-4  | 5/6/2013   | 623.27       | 626.13    | 613.27    | 603.27    | NP                           | 0.00                          | 16.67                      | 13.81                    | 609.46                 | 5.52                             | 6.19                  | No   |                       |
| MWRR-4  | 10/3/2013  | 623.27       | 626.13    | 613.27    | 603.27    | 19.60                        | 0.26                          | 19.86                      | 17.00                    | 606.27                 | -3.19                            | 3.26                  | No   |                       |
| MWRR-4  | 5/22/2014  | 623.27       | 626.13    | 613.27    | 603.27    | NP                           | 0.00                          | 14.85                      | 11.99                    | 611.28                 | 5.01                             | 8.01                  | No   |                       |
| MWRR-4  | 10/31/2014 | 623.27       | 626.13    | 613.27    | 603.27    | NP                           | 0.00                          | 17.27                      | 14.41                    | 608.86                 | -2.42                            | 5.59                  | No   |                       |
| MWRR-4  | 4/15/2015  | 623.27       | 626.13    | 613.27    | 603.27    | NP                           | 0.00                          | 18.13                      | 15.27                    | 608.00                 | -0.86                            | 4.73                  | No   |                       |
| MWRR-4  | 4/22/2015  | 623.27       | 626.13    | 613.27    | 603.27    | NP                           | 0.00                          | 17.44                      | 14.58                    | 608.69                 | 0.69                             | 5.42                  | No   |                       |
| MWRR-4  | 4/29/2015  | 623.27       | 626.13    | 613.27    | 603.27    | NP                           | 0.00                          | 17.12                      | 14.26                    | 609.01                 | 0.32                             | 5.74                  | No   |                       |
| MWRR-4  | 5/6/2015   | 623.27       | 626.13    | 613.27    | 603.27    | NP                           | 0.00                          | 17.27                      | 14.41                    | 608.86                 | -0.15                            | 5.59                  | No   |                       |
| MWRR-4  | 5/12/2015  | 623.27       | 626.13    | 613.27    | 603.27    | NP                           | 0.00                          | 16.85                      | 13.99                    | 609.28                 | 0.42                             | 6.01                  | No   |                       |
| MWRR-4  | 6/9/2015   | 623.27       | 626.13    | 613.27    | 603.27    | NP                           | 0.00                          | 16.15                      | 13.29                    | 609.98                 | 0.70                             | 6.71                  | No   |                       |
| MWRR-4  | 10/6/2015  | 623.27       | 626.13    | 613.27    | 603.27    | NP                           | 0.00                          | 16.51                      | 13.65                    | 609.62                 | -0.36                            | 6.35                  | No   |                       |
| MWRR-4  | 5/23/2016  | 623.27       | 626.13    | 613.27    | 603.27    | NP                           | 0.00                          | 15.82                      | 12.96                    | 610.31                 | 0.69                             | 7.04                  | No   |                       |
| MWRR-4  | 10/3/2016  | 623.27       | 626.13    | 613.27    | 603.27    | NP                           | 0.00                          | 17.04                      | 14.18                    | 609.09                 | -1.22                            | 5.82                  | No   |                       |
| MWRR-4  | 5/22/2017  | 623.27       | 626.13    | 613.27    | 603.27    | NP                           | 0.00                          | 15.12                      | 12.26                    | 611.01                 | 1.92                             | 7.74                  | No   |                       |
| MWRR-4  | 5/31/2017  | 623.27       | 626.13    | 613.27    | 603.27    | NP                           | 0.00                          | 15.00                      | 12.14                    | 611.13                 | 0.12                             | 7.86                  | No   |                       |
| MWRR-4  | 6/22/2017  | 623.27       | 626.13    | 613.27    | 603.27    | NP                           | 0.00                          | 15.97                      | 13.11                    | 610.16                 | -0.97                            | 6.89                  | No   |                       |
| MWRR-4  | 5/30/2018  | 623.27       | 626.13    | 613.27    | 603.27    | NP                           | 0.00                          | 16.28                      | 13.42                    | 609.85                 | -0.31                            | 6.58                  | No   |                       |
| MWRR-4  | 6/18/2018  | 623.27       | 626.13    | 613.27    | 603.27    | NP                           | 0.00                          | 15.79                      | 12.93                    | 610.34                 | 0.49                             | 7.07                  | No   |                       |
| MWRR-4  | 6/3/2019   | 623.27       | 626.13    | 613.27    | 603.27    | NP                           | 0.00                          | 15.31                      | 12.45                    | 610.82                 | 0.48                             | 7.55                  | No   |                       |
| MWRR-4  | 5/26/2020  | 623.27       | 626.13    | 613.27    | 603.27    | NP                           | 0.00                          | 16.17                      | 13.31                    | 609.96                 | -0.86                            | 6.69                  | No   |                       |
| MWRR-4  | 5/25/2021  | 623.27       | 626.13    | 613.27    | 603.27    | NP                           | 0.00                          | 16.19                      | 13.33                    | 609.94                 | -0.02                            | 6.67                  | No   |                       |
| MWRR-8  | 10/22/2003 | 622.90       | 624.62    | 613.82    | 598.82    | 17.94                        | 0.04                          | 17.98                      | 16.26                    | 606.64                 | NA                               | 7.86                  | No   |                       |
| MWRR-8  | 1/20/2004  | 622.90       | 624.62    | 613.82    | 598.82    | 18.43                        | 0.02                          | 18.45                      | 16.73                    | 606.17                 | -0.47                            | 7.37                  | No   |                       |
| MWRR-8  | 4/19/2004  | 622.90       | 624.62    | 613.82    | 598.82    | 16.14                        | 0.06                          | 16.20                      | 14.48                    | 608.42                 | 2.25                             | 9.66                  | No   |                       |
| MWRR-8  | 7/27/2004  | 622.90       | 624.62    | 613.82    | 598.82    | 16.37                        | 0.23                          | 16.60                      | 14.88                    | 608.02                 | -0.40                            | 9.43                  | No   |                       |
| MWRR-8  | 11/15/2004 | 622.90       | 624.62    | 613.82    | 598.82    | 15.74                        | 0.01                          | 15.75                      | 14.03                    | 608.87                 | 0.85                             | 10.06                 | No   |                       |
| MWRR-8  | 4/18/2005  | 622.90       | 624.62    | 613.82    | 598.82    | 15.37                        | 0.01                          | 15.38                      | 13.66                    | 609.24                 | 0.37                             | 10.43                 | No   |                       |
| MWRR-8  | 10/11/2005 | 622.90       | 624.62    | 613.82    | 598.82    | 15.77                        | 0.04                          | 15.81                      | 14.09                    | 608.81                 | -0.43                            | 10.03                 | No   |                       |
| MWRR-8  | 5/23/2006  | 622.90       | 624.62    | 613.82    | 598.82    | 15.34                        | 0.02                          | 15.36                      | 13.64                    | 609.26                 | 0.45                             | 10.46                 | No   |                       |
| MWRR-8  | 10/16/2006 | 622.90       | 624.62    | 613.82    | 598.82    | 17.46                        | 0.29                          | 17.45                      | 16.03                    | 606.87                 | -2.39                            | 8.34                  | No   |                       |
| MWRR-8  | 4/23/2007  | 622.90       | 624.62    | 613.82    | 598.82    | 15.82                        | 0.22                          | 16.04                      | 14.32                    | 608.58                 | 1.71                             | 9.98                  | No   |                       |
| MWRR-8  | 9/25/2007  | 622.90       | 624.45    | 613.82    | 598.82    | 17.32                        | 0.60                          | 17.92                      | 16.37                    | 606.53                 | -2.05                            | 8.31                  | No   |                       |
| MWRR-8  | 5/1/2008   | 622.90       | 624.45    | 613.82    | 598.82    | 14.56                        | 0.09                          | 14.65                      | 13.10                    | 609.80                 | 3.27                             | 11.07                 | No   |                       |
| MWRR-8  | 10/20/2008 | 622.90       | 624.45    | 613.82    | 598.82    | 15.39                        | 0.13                          | 15.52                      | 13.97                    | 608.93                 | -0.87                            | 10.24                 | No   |                       |
| MWRR-8  | 4/18/2009  | 622.90       | 624.45    | 613.82    | 598.82    | 15.31                        | 0.07                          | 15.38                      | 13.83                    | 609.07                 | 0.14                             | 10.32                 | No   |                       |
| MWRR-8  | 10/11/2009 | 622.90       | 624.45    | 613.82    | 598.82    | 16.98                        | 0.52                          | 17.50                      | 15.95                    | 606.95                 | -2.12                            | 8.65                  | No   |                       |
| MWRR-8  | 4/28/2010  | 622.90       | 624.45    | 613.82    | 598.82    | 16.34                        | 0.45                          | 16.79                      | 15.24                    | 607.66                 | 0.71                             | 9.29                  | No   |                       |

**Table 4**  
**Groundwater and LNAPL Gauging Data - Barge Dock**  
**Former Amoco Terminal**  
**Superior, Wisconsin**

| Well ID | Date       | Ground Elev. | TOC Elev. | TOS Elev. | BOS Elev. | Depth to Product (feet BTOC) | Free Product Thickness (feet) | Depth to Water (feet BTOC) | Corrected DTW (feet bgs) | Corrected GW Elevation | Change in Corrected GW Elevation | Liquid in Well (feet) | Screen Submerged Below Water Table? (YES/NO) | Comments/Observations      |
|---------|------------|--------------|-----------|-----------|-----------|------------------------------|-------------------------------|----------------------------|--------------------------|------------------------|----------------------------------|-----------------------|--|----------------------------|
| MWRR-8  | 10/25/2010 | 622.90       | 624.45    | 613.82    | 598.82    | 15.80                        | 0.02                          | 15.82                      | 14.27                    | 608.63                 | 0.97                             | 9.83                  | No   |                            |
| MWRR-8  | 4/25/2011  | 622.90       | 624.45    | 613.82    | 598.82    | 15.38                        | 0.07                          | 15.45                      | 13.90                    | 609.00                 | 0.37                             | 10.25                 | No   |                            |
| MWRR-8  | 10/11/2011 | 622.90       | 624.45    | 613.82    | 598.82    | 17.05                        | 0.49                          | 17.54                      | 15.99                    | 606.91                 | -2.09                            | 8.58                  | No   |                            |
| MWRR-8  | 1/4/2012   | 622.90       | 624.45    | 613.82    | 598.82    | 18.03                        | 0.34                          | 18.37                      | 16.82                    | 606.08                 | -0.83                            | 7.60                  | No   | Spill Buddy Before Reading |
| MWRR-8  | 4/16/2012  | 622.90       | 624.45    | 613.82    | 598.82    | 16.65                        | 1.03                          | 17.68                      | 16.13                    | 606.77                 | 0.69                             | 8.98                  | No   | Spill Buddy Before Reading |
| MWRR-8  | 6/28/2012  | 622.90       | 624.45    | 613.82    | 598.82    | 14.43                        | 0.36                          | 14.79                      | 13.24                    | 609.66                 | 2.89                             | 11.20                 | No   | Spill Buddy Before Reading |
| MWRR-8  | 7/26/2012  | 622.90       | 624.45    | 613.82    | 598.82    | 16.07                        | 1.19                          | 17.26                      | 15.71                    | 607.19                 | -2.47                            | 9.56                  | No   |                            |
| MWRR-8  | 8/28/2012  | 622.90       | 624.45    | 613.82    | 598.82    | 17.22                        | 0.63                          | 17.85                      | 16.30                    | 606.60                 | -0.59                            | 8.41                  | No   |                            |
| MWRR-8  | 9/28/2012  | 622.90       | 624.45    | 613.82    | 598.82    | 17.89                        | 0.26                          | 18.15                      | 16.60                    | 606.30                 | -0.30                            | 7.74                  | No   |                            |
| MWRR-8  | 9/30/2012  | 622.90       | 624.45    | 613.82    | 598.82    | 17.92                        | 0.02                          | 17.94                      | 16.39                    | 606.51                 | 0.21                             | 7.71                  | No   |                            |
| MWRR-8  | 11/21/2012 | 622.90       | 624.45    | 613.82    | 598.82    | 17.98                        | 0.15                          | 18.13                      | 16.58                    | 606.32                 | -0.19                            | 7.65                  | No   |                            |
| MWRR-8  | 12/17/2012 | 622.90       | 624.45    | 613.82    | 598.82    | 17.98                        | 0.20                          | 18.18                      | 16.63                    | 606.27                 | -0.05                            | 7.65                  | No   |                            |
| MWRR-8  | 3/25/2013  | 622.90       | 624.45    | 613.82    | 598.82    | 18.09                        | 1.28                          | 19.37                      | 17.82                    | 605.08                 | -1.19                            | 7.54                  | No   |                            |
| MWRR-8  | 5/6/2013   | 622.90       | 624.45    | 613.82    | 598.82    | 15.39                        | 0.63                          | 16.02                      | 14.47                    | 608.43                 | 3.35                             | 10.24                 | No   |                            |
| MWRR-8  | 10/3/2013  | 622.90       | 624.45    | 613.82    | 598.82    | 17.44                        | 1.06                          | 18.50                      | 16.95                    | 605.95                 | -2.48                            | 8.19                  | No   |                            |
| MWRR-8  | 5/22/2014  | 622.90       | 624.45    | 613.82    | 598.82    | 13.92                        | 0.72                          | 14.64                      | 13.09                    | 609.81                 | 3.86                             | 11.71                 | No   |                            |
| MWRR-8  | 6/18/2014  | 622.90       | 624.45    | 613.82    | 598.82    | 14.54                        | 0.87                          | 15.41                      | 13.86                    | 609.04                 | -0.77                            | 11.09                 | No   |                            |
| MWRR-8  | 10/31/2014 | 622.90       | 624.45    | 613.82    | 598.82    | 16.28                        | 1.87                          | 18.15                      | 16.60                    | 606.30                 | -2.74                            | 9.35                  | No   |                            |
| MWRR-8  | 4/15/2015  | 622.90       | 624.45    | 613.82    | 598.82    | 16.54                        | 1.50                          | 18.04                      | 16.49                    | 606.41                 | 0.11                             | 9.09                  | No   |                            |
| MWRR-8  | 4/22/2015  | 622.90       | 624.45    | 613.82    | 598.82    | 16.21                        | 0.18                          | 16.39                      | 14.84                    | 608.06                 | 1.65                             | 9.42                  | No   |                            |
| MWRR-8  | 4/29/2015  | 622.90       | 624.45    | 613.82    | 598.82    | 16.07                        | 0.21                          | 16.28                      | 14.73                    | 608.17                 | 0.11                             | 9.56                  | No   |                            |
| MWRR-8  | 5/6/2015   | 622.90       | 624.45    | 613.82    | 598.82    | 16.17                        | 0.28                          | 16.45                      | 14.90                    | 608.00                 | -0.17                            | 9.46                  | No   |                            |
| MWRR-8  | 5/12/2015  | 622.90       | 624.45    | 613.82    | 598.82    | 15.81                        | 0.04                          | 15.85                      | 14.30                    | 608.60                 | 0.60                             | 9.82                  | No   |                            |
| MWRR-8  | 6/9/2015   | 622.90       | 624.45    | 613.82    | 598.82    | 15.43                        | 0.05                          | 15.48                      | 13.93                    | 608.97                 | 0.37                             | 10.20                 | No   |                            |
| MWRR-8  | 10/5/2015  | 622.90       | 624.45    | 613.82    | 598.82    | 15.77                        | 0.08                          | 15.85                      | 14.30                    | 608.60                 | -0.37                            | 9.86                  | No   |                            |
| MWRR-8  | 5/23/2016  | 622.90       | 624.45    | 613.82    | 598.82    | 15.26                        | 0.06                          | 15.32                      | 13.77                    | 609.13                 | 0.53                             | 10.37                 | No   |                            |
| MWRR-8  | 10/3/2016  | 622.90       | 624.45    | 613.82    | 598.82    | 16.27                        | 0.38                          | 16.65                      | 15.10                    | 607.80                 | -1.33                            | 9.36                  | No   |                            |
| MWRR-8  | 5/22/2017  | 622.90       | 624.45    | 613.82    | 598.82    | 14.04                        | 0.00                          | 14.04                      | 12.49                    | 610.41                 | 2.61                             | 11.59                 | No   |                            |
| MWRR-8  | 5/31/2017  | 622.90       | 624.45    | 613.82    | 598.82    | 14.12                        | 0.04                          | 14.16                      | 12.61                    | 610.29                 | -0.12                            | 11.51                 | No   |                            |
| MWRR-8  | 6/22/2017  | 622.90       | 624.45    | 613.82    | 598.82    | 15.43                        | 0.19                          | 15.62                      | 14.07                    | 608.83                 | -1.46                            | 10.20                 | No   |                            |
| MWRR-8  | 5/30/2018  | 622.90       | 624.45    | 613.82    | 598.82    | 15.40                        | 0.05                          | 15.45                      | 13.90                    | 609.00                 | 0.17                             | 10.23                 | No   |                            |
| MWRR-8  | 10/29/2018 | 622.90       | 624.45    | 613.82    | 598.82    | 15.56                        | 0.01                          | 15.57                      | 14.02                    | 608.88                 | -0.12                            | 10.07                 | No   |                            |
| MWRR-8  | 10/8/2019  | 622.90       | 624.45    | 613.82    | 598.82    | 14.95                        | 0.02                          | 14.97                      | 13.42                    | 609.48                 | 0.60                             | 10.68                 | No   |                            |
| MWRR-8  | 4/22/2020  | 622.90       | 624.45    | 613.82    | 598.82    | NP                           | 0.00                          | 14.86                      | 13.31                    | 609.59                 | 0.11                             | 10.77                 | No   |                            |
| MWRR-8  | 5/26/2020  | 622.90       | 624.45    | 613.82    | 598.82    | 15.63                        | 0.02                          | 15.65                      | 14.10                    | 608.80                 | -0.79                            | 10.00                 | No   |                            |
| MWRR-8  | 5/25/2021  | 622.90       | 624.45    | 613.82    | 598.82    | NP                           | 0.00                          | 15.21                      | 13.66                    | 609.24                 | 0.44                             | 10.42                 | No   |                            |
| MWOW-1  | 10/21/2003 | 607.38       | 610.16    | 604.38    | 599.38    | 5.58                         | 0.17                          | 5.75                       | 2.97                     | 604.41                 | NA                               | 5.20                  | Yes  |                            |
| MWOW-1  | 1/20/2004  | 607.38       | 610.16    | 604.38    | 599.38    | 6.11                         | 0.24                          | 6.35                       | 3.57                     | 603.81                 | -0.60                            | 4.67                  | No   |                            |
| MWOW-1  | 4/19/2004  | 607.38       | 610.16    | 604.38    | 599.38    | 4.27                         | 0.13                          | 4.40                       | 1.62                     | 605.76                 | 1.95                             | 6.51                  | Yes  |                            |
| MWOW-1  | 7/27/2004  | 607.38       | 610.16    | 604.38    | 599.38    | 5.01                         | 0.20                          | 5.21                       | 2.43                     | 604.95                 | -0.81                            | 5.77                  | Yes  |                            |
| MWOW-1  | 11/15/2004 | 607.38       | 610.16    | 604.38    | 599.38    | 4.53                         | 0.31                          | 4.84                       | 2.06                     | 605.32                 | 0.37                             | 6.25                  | Yes  |                            |
| MWOW-1  | 4/18/2005  | 607.38       | 610.16    | 604.38    | 599.38    | 4.33                         | 0.31                          | 4.64                       | 1.86                     | 605.52                 | 0.20                             | 6.45                  | Yes  |                            |

**Table 4**  
**Groundwater and LNAPL Gauging Data - Barge Dock**  
Former Amoco Terminal  
Superior, Wisconsin

| Well ID | Date       | Ground Elev. | TOC Elev. | TOS Elev. | BOS Elev. | Depth to Product (feet BTOC) | Free Product Thickness (feet) | Depth to Water (feet BTOC) | Corrected DTW (feet bgs) | Corrected GW Elevation | Change in Corrected GW Elevation | Liquid in Well (feet) | Screen Submerged Below Water Table? (YES/NO) | Comments/Observations      |
|---------|------------|--------------|-----------|-----------|-----------|------------------------------|-------------------------------|----------------------------|--------------------------|------------------------|----------------------------------|-----------------------|--|----------------------------|
| MWOW-1  | 10/11/2005 | 607.38       | 610.16    | 604.38    | 599.38    | 4.29                         | 0.25                          | 4.54                       | 1.76                     | 605.62                 | 0.10                             | 6.49                  | Yes  |                            |
| MWOW-1  | 5/23/2006  | 607.38       | 610.16    | 604.38    | 599.38    | 4.61                         | 0.35                          | 4.96                       | 2.18                     | 605.20                 | -0.42                            | 6.17                  | Yes  |                            |
| MWOW-1  | 10/16/2006 | 607.38       | 610.16    | 604.38    | 599.38    | 5.06                         | 0.02                          | 5.08                       | 2.30                     | 605.08                 | -0.12                            | 5.72                  | Yes  |                            |
| MWOW-1  | 4/23/2007  | 607.38       | 610.16    | 604.38    | 599.38    | NP                           | 0.00                          | 4.10                       | 1.32                     | 606.06                 | 0.98                             | 6.68                  | Yes  |                            |
| MWOW-1  | 9/25/2007  | 607.38       | 609.99    | 604.38    | 599.38    | 4.25                         | 0.02                          | 4.27                       | 1.66                     | 605.72                 | -0.34                            | 6.36                  | Yes  |                            |
| MWOW-1  | 5/1/2008   | 607.38       | 609.99    | 604.38    | 599.38    | 4.31                         | 0.05                          | 4.36                       | 1.75                     | 605.63                 | -0.09                            | 6.30                  | Yes  |                            |
| MWOW-1  | 10/20/2008 | 607.38       | 609.99    | 604.38    | 599.38    | 4.28                         | 0.74                          | 5.02                       | 2.41                     | 604.97                 | -0.66                            | 6.33                  | Yes  |                            |
| MWOW-1  | 4/18/2009  | 607.38       | 609.99    | 604.38    | 599.38    | 4.42                         | 0.26                          | 4.68                       | 2.07                     | 605.31                 | 0.34                             | 6.19                  | Yes  |                            |
| MWOW-1  | 10/11/2009 | 607.38       | 609.99    | 604.38    | 599.38    | 5.64                         | 0.03                          | 5.67                       | 3.06                     | 604.32                 | -0.99                            | 4.97                  | No   |                            |
| MWOW-1  | 4/28/2010  | 607.38       | 609.99    | 604.38    | 599.38    | 4.85                         | 0.54                          | 5.39                       | 2.78                     | 604.60                 | 0.28                             | 5.76                  | Yes  |                            |
| MWOW-1  | 10/25/2010 | 607.38       | 609.99    | 604.38    | 599.38    | 4.32                         | 0.66                          | 4.98                       | 2.37                     | 605.01                 | 0.41                             | 6.29                  | Yes  |                            |
| MWOW-1  | 4/25/2011  | 607.38       | 609.99    | 604.38    | 599.38    | 4.48                         | 0.71                          | 5.19                       | 2.58                     | 604.80                 | -0.21                            | 6.13                  | Yes  |                            |
| MWOW-1  | 10/11/2011 | 607.38       | 609.99    | 604.38    | 599.38    | 5.99                         | 0.14                          | 6.13                       | 3.52                     | 603.86                 | -0.94                            | 4.62                  | No   |                            |
| MWOW-1  | 1/4/2012   | 607.38       | 609.99    | 604.38    | 599.38    | 6.61                         | 0.31                          | 6.92                       | 4.31                     | 603.07                 | -0.79                            | 4.00                  | No   | Spill Buddy Before Reading |
| MWOW-1  | 4/16/2012  | 607.38       | 609.99    | 604.38    | 599.38    | 4.59                         | 0.26                          | 4.85                       | 2.24                     | 605.14                 | 2.07                             | 6.02                  | Yes  | Spill Buddy Before Reading |
| MWOW-1  | 6/28/2012  | 607.38       | 609.99    | 604.38    | 599.38    | 4.70                         | 0.40                          | 5.10                       | 2.49                     | 604.89                 | -0.25                            | 5.91                  | Yes  | Spill Buddy Before Reading |
| MWOW-1  | 7/26/2012  | 607.38       | 609.99    | 604.38    | 599.38    | 5.79                         | 0.21                          | 6.00                       | 3.39                     | 603.99                 | -0.90                            | 4.82                  | No   |                            |
| MWOW-1  | 8/28/2012  | 607.38       | 609.99    | 604.38    | 599.38    | 6.64                         | 0.21                          | 6.85                       | 4.24                     | 603.14                 | -0.85                            | 3.97                  | No   |                            |
| MWOW-1  | 9/28/2012  | 607.38       | 609.99    | 604.38    | 599.38    | 7.15                         | 0.22                          | 7.37                       | 4.76                     | 602.62                 | -0.52                            | 3.46                  | No   |                            |
| MWOW-1  | 9/30/2012  | 607.38       | 609.99    | 604.38    | 599.38    | 7.14                         | 0.16                          | 7.30                       | 4.69                     | 602.69                 | 0.07                             | 3.47                  | No   |                            |
| MWOW-1  | 11/21/2012 | 607.38       | 609.99    | 604.38    | 599.38    | NP                           | 0.00                          | 6.33                       | 3.72                     | 603.66                 | 0.97                             | 4.28                  | No   |                            |
| MWOW-1  | 12/17/2012 | 607.38       | 609.99    | 604.38    | 599.38    | NP                           | 0.00                          | 6.14                       | 3.53                     | 603.85                 | 0.19                             | 4.47                  | No   |                            |
| MWOW-1  | 3/25/2013  | 607.38       | 609.99    | 604.38    | 599.38    | NP                           | 0.00                          | 6.48                       | 3.87                     | 603.51                 | -0.34                            | 4.13                  | No   |                            |
| MWOW-1  | 5/6/2013   | 607.38       | 609.99    | 604.38    | 599.38    | 4.70                         | 0.05                          | 4.75                       | 2.14                     | 605.24                 | 1.73                             | 5.91                  | Yes  |                            |
| MWOW-1  | 10/3/2013  | 607.38       | 609.99    | 604.38    | 599.38    | NP                           | 0.00                          | 6.51                       | 3.90                     | 603.48                 | -1.76                            | 4.10                  | No   |                            |
| MWOW-1  | 5/21/2014  | 607.38       | 609.99    | 604.38    | 599.38    | NP                           | 0.00                          | 4.75                       | 2.14                     | 605.24                 | 1.76                             | 5.86                  | Yes  |                            |
| MWOW-1  | 7/30/2014  | 607.38       | 609.99    | 604.38    | 599.38    | 6.00                         | 0.01                          | 6.01                       | 3.40                     | 603.98                 | -1.26                            | 4.61                  | No   |                            |
| MWOW-1  | 10/31/2014 | 607.38       | 609.99    | 604.38    | 599.38    | 5.50                         | 0.03                          | 5.53                       | 2.92                     | 604.46                 | 0.48                             | 5.11                  | Yes  |                            |
| MWOW-1  | 4/15/2015  | 607.38       | 609.99    | 604.38    | 599.38    | 4.93                         | 0.05                          | 4.98                       | 2.37                     | 605.01                 | 0.55                             | 5.68                  | Yes  |                            |
| MWOW-1  | 4/22/2015  | 607.38       | 609.99    | 604.38    | 599.38    | 4.70                         | 0.03                          | 4.73                       | 2.12                     | 605.26                 | 0.25                             | 5.91                  | Yes  |                            |
| MWOW-1  | 4/29/2015  | 607.38       | 609.99    | 604.38    | 599.38    | 4.86                         | 0.01                          | 4.87                       | 2.26                     | 605.12                 | -0.14                            | 5.75                  | Yes  |                            |
| MWOW-1  | 5/6/2015   | 607.38       | 609.99    | 604.38    | 599.38    | 5.03                         | 0.01                          | 5.04                       | 2.43                     | 604.95                 | -0.17                            | 5.58                  | Yes  |                            |
| MWOW-1  | 5/12/2015  | 607.38       | 609.99    | 604.38    | 599.38    | NP                           | 0.00                          | 4.78                       | 2.17                     | 605.21                 | 0.26                             | 5.83                  | Yes  |                            |
| MWOW-1  | 6/9/2015   | 607.38       | 609.99    | 604.38    | 599.38    | NP                           | 0.00                          | 5.02                       | 2.41                     | 604.97                 | -0.24                            | 5.59                  | Yes  |                            |
| MWOW-1  | 10/6/2015  | 607.38       | 609.99    | 604.38    | 599.38    | 5.19                         | 0.09                          | 5.28                       | 2.67                     | 604.71                 | -0.26                            | 5.42                  | Yes  |                            |
| MWOW-1  | 5/23/2016  | 607.38       | 609.99    | 604.38    | 599.38    | 5.39                         | 0.10                          | 5.49                       | 2.88                     | 604.50                 | -0.21                            | 5.22                  | Yes  |                            |
| MWOW-1  | 10/3/2016  | 607.38       | 609.99    | 604.38    | 599.38    | 5.41                         | 0.13                          | 5.54                       | 2.93                     | 604.45                 | -0.05                            | 5.20                  | Yes  |                            |
| MWOW-1  | 5/22/2017  | 607.38       | 609.99    | 604.38    | 599.38    | 4.89                         | 0.07                          | 4.96                       | 2.35                     | 605.03                 | 0.58                             | 5.72                  | Yes  |                            |
| MWOW-1  | 5/31/2017  | 607.38       | 609.99    | 604.38    | 599.38    | 5.03                         | 0.09                          | 5.12                       | 2.51                     | 604.87                 | -0.16                            | 5.58                  | Yes  |                            |
| MWOW-1  | 6/22/2017  | 607.38       | 609.99    | 604.38    | 599.38    | 5.64                         | 0.10                          | 5.74                       | 3.13                     | 604.25                 | -0.62                            | 4.97                  | No   |                            |
| MWOW-1  | 5/30/2018  | 607.38       | 609.99    | 604.38    | 599.38    | 5.21                         | 0.04                          | 5.25                       | 2.64                     | 604.74                 | 0.49                             | 5.40                  | Yes  |                            |
| MWOW-1  | 10/22/2018 | 607.38       | 609.99    | 604.38    | 599.38    | 5.32                         | 0.26                          | 5.58                       | 2.97                     | 604.41                 | -0.33                            | 5.29                  | Yes  |                            |
| MWOW-1  | 10/29/2018 | 607.38       | 609.99    | 604.38    | 599.38    | 5.20                         | 0.27                          | 5.47                       | 2.86                     | 604.52                 | 0.11                             | 5.41                  | Yes  |                            |

**Table 4**  
**Groundwater and LNAPL Gauging Data - Barge Dock**  
Former Amoco Terminal  
Superior, Wisconsin

| Well ID | Date       | Ground Elev. | TOC Elev. | TOS Elev. | BOS Elev. | Depth to Product (feet BTOC) | Free Product Thickness (feet) | Depth to Water (feet BTOC) | Corrected DTW (feet bgs) | Corrected GW Elevation | Change in Corrected GW Elevation | Liquid in Well (feet) | Screen Submerged Below Water Table? (YES/NO) | Comments/Observations |
|---------|------------|--------------|-----------|-----------|-----------|------------------------------|-------------------------------|----------------------------|--------------------------|------------------------|----------------------------------|-----------------------|--|-----------------------|
| MWOW-1  | 10/8/2019  | 607.38       | 609.99    | 604.38    | 599.38    | 5.16                         | 0.15                          | 5.31                       | 2.70                     | 604.68                 | 0.16                             | 5.45                  | Yes  |                       |
| MWOW-1  | 4/22/2020  | 607.38       | 609.99    | 604.38    | 599.38    | 5.38                         | 0.13                          | 5.51                       | 2.90                     | 604.48                 | -0.20                            | 5.23                  | Yes  |                       |
| MWOW-1  | 5/26/2020  | 607.38       | 609.99    | 604.38    | 599.38    | 5.74                         | 0.14                          | 5.88                       | 3.27                     | 604.11                 | -0.37                            | 4.87                  | No   |                       |
| MWOW-1  | 5/25/2021  | 607.38       | 609.99    | 604.38    | 599.38    | 5.29                         | 0.15                          | 5.44                       | 2.83                     | 604.55                 | 0.44                             | 5.32                  | Yes  |                       |
| MWOW-2  | 10/21/2003 | 607.81       | 610.22    | 604.24    | 599.24    | NP                           | 0.00                          | 5.01                       | 2.60                     | 605.21                 | NA                               | 5.97                  | Yes  |                       |
| MWOW-2  | 1/20/2004  | 607.81       | 610.22    | 604.24    | 599.24    | NP                           | 0.00                          | 5.81                       | 3.40                     | 604.41                 | -0.80                            | 5.17                  | Yes  |                       |
| MWOW-2  | 4/19/2004  | 607.81       | 610.22    | 604.24    | 599.24    | NP                           | 0.00                          | 3.34                       | 0.93                     | 606.88                 | 2.47                             | 7.64                  | Yes  |                       |
| MWOW-2  | 7/27/2004  | 607.81       | 610.22    | 604.24    | 599.24    | NP                           | 0.00                          | 4.28                       | 1.87                     | 605.94                 | -0.94                            | 6.70                  | Yes  |                       |
| MWOW-2  | 11/18/2004 | 607.81       | 610.22    | 604.24    | 599.24    | NP                           | 0.00                          | 3.60                       | 1.19                     | 606.62                 | 0.68                             | 7.38                  | Yes  |                       |
| MWOW-2  | 4/18/2005  | 607.81       | 610.22    | 604.24    | 599.24    | NP                           | 0.00                          | 3.43                       | 1.02                     | 606.79                 | 0.17                             | 7.55                  | Yes  |                       |
| MWOW-2  | 10/11/2005 | 607.81       | 610.22    | 604.24    | 599.24    | NP                           | 0.00                          | 3.17                       | 0.76                     | 607.05                 | 0.26                             | 7.81                  | Yes  |                       |
| MWOW-2  | 5/23/2006  | 607.81       | 610.22    | 604.24    | 599.24    | NP                           | 0.00                          | 3.65                       | 1.24                     | 606.57                 | -0.48                            | 7.33                  | Yes  |                       |
| MWOW-2  | 10/16/2006 | 607.81       | 610.22    | 604.24    | 599.24    | NP                           | 0.00                          | 4.98                       | 2.57                     | 605.24                 | -1.33                            | 6.00                  | Yes  |                       |
| MWOW-2  | 4/23/2007  | 607.81       | 610.22    | 604.24    | 599.24    | NP                           | 0.00                          | 3.69                       | 1.28                     | 606.53                 | 1.29                             | 7.29                  | Yes  |                       |
| MWOW-2  | 9/25/2007  | 607.81       | 609.88    | 604.24    | 599.24    | NP                           | 0.00                          | 3.35                       | 1.28                     | 606.53                 | 0.00                             | 7.29                  | Yes  |                       |
| MWOW-2  | 5/1/2008   | 607.81       | 609.88    | 604.24    | 599.24    | NP                           | 0.00                          | 4.96                       | 2.89                     | 604.92                 | -1.61                            | 5.68                  | Yes  |                       |
| MWOW-2  | 10/20/2008 | 607.81       | 609.88    | 604.24    | 599.24    | NP                           | 0.00                          | 5.05                       | 2.98                     | 604.83                 | -0.09                            | 5.59                  | Yes  |                       |
| MWOW-2  | 8/31/2011  | 607.81       | 609.88    | 604.24    | 599.24    | NP                           | 0.00                          | 5.93                       | 3.86                     | 603.95                 | -0.88                            | 4.71                  | No   |                       |
| MWOW-2  | 10/11/2011 | 607.81       | 609.88    | 604.24    | 599.24    | NP                           | 0.00                          | 5.68                       | 3.61                     | 604.20                 | 0.25                             | 4.96                  | No   |                       |
| MWOW-2  | 1/4/2012   | 607.81       | 609.88    | 604.24    | 599.24    | NP                           | 0.00                          | 5.22                       | 3.15                     | 604.66                 | 0.46                             | 5.42                  | Yes  |                       |
| MWOW-2  | 4/16/2012  | 607.81       | 609.88    | 604.24    | 599.24    | NP                           | 0.00                          | 2.69                       | 0.62                     | 607.19                 | 2.53                             | 7.95                  | Yes  |                       |
| MWOW-2  | 6/28/2012  | 607.81       | 609.88    | 604.24    | 599.24    | NP                           | 0.00                          | 2.32                       | 0.25                     | 607.56                 | 0.37                             | 8.32                  | Yes  |                       |
| MWOW-2  | 9/30/2012  | 607.81       | 609.88    | 604.24    | 599.24    | NP                           | 0.00                          | 5.32                       | 3.25                     | 604.56                 | -3.00                            | 5.32                  | Yes  |                       |
| MWOW-2  | 12/17/2012 | 607.81       | 609.88    | 604.24    | 599.24    | NP                           | 0.00                          | 4.79                       | 2.72                     | 605.09                 | 0.53                             | 5.85                  | Yes  |                       |
| MWOW-2  | 3/25/2013  | 607.81       | 609.88    | 604.24    | 599.24    | NP                           | 0.00                          | 19.25                      | 17.18                    | 590.63                 | -14.46                           | -8.61                 | No   |                       |
| MWOW-2  | 5/6/2013   | 607.81       | 609.88    | 604.24    | 599.24    | NP                           | 0.00                          | 2.86                       | 0.79                     | 607.02                 | 16.39                            | 7.78                  | Yes  |                       |
| MWOW-2  | 10/1/2013  | 607.81       | 609.88    | 604.24    | 599.24    | NP                           | 0.00                          | 4.63                       | 2.56                     | 605.25                 | -1.77                            | 6.01                  | Yes  |                       |
| MWOW-2  | 5/20/2014  | 607.81       | 609.88    | 604.24    | 599.24    | NP                           | 0.00                          | 2.06                       | -0.01                    | 607.82                 | 2.57                             | 8.58                  | Yes  |                       |
| MWOW-2  | 10/31/2014 | 607.81       | 609.88    | 604.24    | 599.24    | NP                           | 0.00                          | 3.58                       | 1.51                     | 606.30                 | -1.52                            | 7.06                  | Yes  |                       |
| MWOW-2  | 5/4/2015   | 607.81       | 609.88    | 604.24    | 599.24    | NP                           | 0.00                          | 3.65                       | 1.58                     | 606.23                 | -0.07                            | 6.99                  | Yes  |                       |
| MWOW-2  | 10/6/2015  | 607.81       | 609.88    | 604.24    | 599.24    | NP                           | 0.00                          | 3.38                       | 1.31                     | 606.50                 | 0.27                             | 7.26                  | Yes  |                       |
| MWOW-2  | 5/23/2016  | 607.81       | 609.88    | 604.24    | 599.24    | NP                           | 0.00                          | 3.50                       | 1.43                     | 606.38                 | -0.12                            | 7.14                  | Yes  |                       |
| MWOW-2  | 10/3/2016  | 607.81       | 609.88    | 604.24    | 599.24    | NP                           | 0.00                          | 3.85                       | 1.78                     | 606.03                 | -0.35                            | 6.79                  | Yes  |                       |
| MWOW-2  | 6/29/2017  | 607.81       | 609.88    | 604.24    | 599.24    | NP                           | 0.00                          | 3.02                       | 0.95                     | 606.86                 | 0.83                             | 7.62                  | Yes  |                       |
| MWOW-2  | 6/3/2019   | 607.81       | 609.88    | 604.24    | 599.24    | NP                           | 0.00                          | 3.42                       | 1.35                     | 606.46                 | -0.40                            | 7.22                  | Yes  |                       |
| MWOW-2  | 5/26/2020  | 607.81       | 609.88    | 604.24    | 599.24    | NP                           | 0.00                          | 4.01                       | 1.94                     | 605.87                 | -0.59                            | 6.63                  | Yes  |                       |
| MWOW-2  | 5/24/2021  | 607.81       | 609.88    | 604.24    | 599.24    | NP                           | 0.00                          | 3.49                       | 1.42                     | 606.39                 | 0.52                             | 7.15                  | Yes  |                       |
| MWOW-2D | 6/18/2018  | 607.81       | 610.74    | 572.81    | 569.81    | NP                           | 0.00                          | 2.62                       | -0.31                    | 608.12                 | NA                               | 38.31                 | Yes  |                       |
| MWOW-2D | 10/8/2018  | 607.81       | 610.74    | 572.81    | 569.81    | NP                           | 0.00                          | 3.46                       | 0.53                     | 607.28                 | -0.84                            | 37.47                 | Yes  |                       |
| MWOW-2D | 6/3/2019   | 607.81       | 610.74    | 572.81    | 569.81    | NP                           | 0.00                          | 2.94                       | 0.01                     | 607.80                 | 0.52                             | 37.99                 | Yes  |                       |
| MWOW-2D | 10/2/2019  | 608.81       | 611.74    | 573.81    | 570.81    | NP                           | 0.00                          | 3.10                       | 0.17                     | 608.64                 | 0.84                             | 37.83                 | Yes  |                       |

**Table 4**  
**Groundwater and LNAPL Gauging Data - Barge Dock**  
Former Amoco Terminal  
Superior, Wisconsin

| Well ID | Date       | Ground Elev. | TOC Elev. | TOS Elev. | BOS Elev. | Depth to Product (feet BTOC) | Free Product Thickness (feet) | Depth to Water (feet BTOC) | Corrected DTW (feet bgs) | Corrected GW Elevation | Change in Corrected GW Elevation | Liquid in Well (feet) | Screen Submerged Below Water Table? (YES/NO) | Comments/Observations |
|---------|------------|--------------|-----------|-----------|-----------|------------------------------|-------------------------------|----------------------------|--------------------------|------------------------|----------------------------------|-----------------------|--|-----------------------|
| MWOW-2D | 5/26/2020  | 609.81       | 612.74    | 574.81    | 571.81    | NP                           | 0.00                          | 3.99                       | 1.06                     | 608.75                 | 0.11                             | 36.94                 | Yes  |                       |
| MWOW-2D | 10/5/2020  | 609.81       | 612.74    | 574.81    | 571.81    | NP                           | 0.00                          | 4.23                       | 1.30                     | 608.51                 | -0.24                            | 36.70                 | Yes  |                       |
| MWOW-2D | 5/24/2021  | 609.81       | 612.74    | 574.81    | 571.81    | NP                           | 0.00                          | 3.27                       | 0.34                     | 609.47                 |                                  | 37.66                 | Yes  |                       |
| MWOW-3  | 10/21/2003 | 622.65       | 625.53    | 616.73    | 601.73    | NP                           | 0.00                          | 18.89                      | 16.01                    | 606.64                 | NA                               | 4.91                  | No   |                       |
| MWOW-3  | 1/20/2004  | 622.65       | 625.53    | 616.73    | 601.73    | NP                           | 0.00                          | 19.38                      | 16.50                    | 606.15                 | -0.49                            | 4.42                  | No   |                       |
| MWOW-3  | 4/19/2004  | 622.65       | 625.53    | 616.73    | 601.73    | NP                           | 0.00                          | 17.06                      | 14.18                    | 608.47                 | 2.32                             | 6.74                  | No   |                       |
| MWOW-3  | 7/27/2004  | 622.65       | 625.53    | 616.73    | 601.73    | NP                           | 0.00                          | 17.56                      | 14.68                    | 607.97                 | -0.50                            | 6.24                  | No   |                       |
| MWOW-3  | 11/16/2004 | 622.65       | 625.53    | 616.73    | 601.73    | NP                           | 0.00                          | 17.04                      | 14.16                    | 608.49                 | 0.52                             | 6.76                  | No   |                       |
| MWOW-3  | 4/18/2005  | 622.65       | 625.53    | 616.73    | 601.73    | NP                           | 0.00                          | 16.33                      | 13.45                    | 609.20                 | 0.71                             | 7.47                  | No   |                       |
| MWOW-3  | 10/11/2005 | 622.65       | 625.53    | 616.73    | 601.73    | NP                           | 0.00                          | 16.86                      | 13.98                    | 608.67                 | -0.53                            | 6.94                  | No   |                       |
| MWOW-3  | 5/23/2006  | 622.65       | 625.53    | 616.73    | 601.73    | NP                           | 0.00                          | 16.55                      | 13.67                    | 608.98                 | 0.31                             | 7.25                  | No   |                       |
| MWOW-3  | 10/16/2006 | 622.65       | 625.53    | 616.73    | 601.73    | NP                           | 0.00                          | 18.56                      | 15.68                    | 606.97                 | -2.01                            | 5.24                  | No   |                       |
| MWOW-3  | 4/23/2007  | 622.65       | 625.53    | 616.73    | 601.73    | NP                           | 0.00                          | 16.89                      | 14.01                    | 608.64                 | 1.67                             | 6.91                  | No   |                       |
| MWOW-3  | 9/25/2007  | 622.65       | 625.36    | 616.73    | 601.73    | NP                           | 0.00                          | 17.34                      | 14.63                    | 608.02                 | -0.62                            | 6.29                  | No   |                       |
| MWOW-3  | 5/1/2008   | 622.65       | 625.36    | 616.73    | 601.73    | NP                           | 0.00                          | 15.57                      | 12.86                    | 609.79                 | 1.77                             | 8.06                  | No   |                       |
| MWOW-3  | 10/20/2008 | 622.65       | 625.36    | 616.73    | 601.73    | NP                           | 0.00                          | 16.51                      | 13.80                    | 608.85                 | -0.94                            | 7.12                  | No   |                       |
| MWOW-3  | 4/18/2009  | 622.65       | 625.36    | 616.73    | 601.73    | NP                           | 0.00                          | 16.42                      | 13.71                    | 608.94                 | 0.09                             | 7.21                  | No   |                       |
| MWOW-3  | 10/11/2009 | 622.65       | 625.36    | 616.73    | 601.73    | NP                           | 0.00                          | 18.13                      | 15.42                    | 607.23                 | -1.71                            | 5.50                  | No   |                       |
| MWOW-3  | 4/28/2010  | 622.65       | 625.36    | 616.73    | 601.73    | NP                           | 0.00                          | 17.48                      | 14.77                    | 607.88                 | 0.65                             | 6.15                  | No   |                       |
| MWOW-3  | 10/25/2010 | 622.65       | 625.36    | 616.73    | 601.73    | NP                           | 0.00                          | 16.48                      | 13.77                    | 608.88                 | 1.00                             | 7.15                  | No   |                       |
| MWOW-3  | 4/25/2011  | 622.65       | 625.36    | 616.73    | 601.73    | NP                           | 0.00                          | 16.05                      | 13.34                    | 609.31                 | 0.43                             | 7.58                  | No   |                       |
| MWOW-3  | 10/11/2011 | 622.65       | 625.36    | 616.73    | 601.73    | NP                           | 0.00                          | 19.29                      | 16.58                    | 606.07                 | -3.24                            | 4.34                  | No   |                       |
| MWOW-3  | 1/4/2012   | 622.65       | 625.36    | 616.73    | 601.73    | NP                           | 0.00                          | 19.13                      | 16.42                    | 606.23                 | 0.16                             | 4.50                  | No   |                       |
| MWOW-3  | 4/16/2012  | 622.65       | 625.36    | 616.73    | 601.73    | NP                           | 0.00                          | 17.76                      | 15.05                    | 607.60                 | 1.37                             | 5.87                  | No   |                       |
| MWOW-3  | 6/28/2012  | 622.65       | 625.36    | 616.73    | 601.73    | NP                           | 0.00                          | 15.72                      | 13.01                    | 609.64                 | 2.04                             | 7.91                  | No   |                       |
| MWOW-3  | 9/30/2012  | 622.65       | 625.36    | 616.73    | 601.73    | NP                           | 0.00                          | 19.03                      | 16.32                    | 606.33                 | -3.31                            | 4.60                  | No   |                       |
| MWOW-3  | 12/17/2012 | 622.65       | 625.36    | 616.73    | 601.73    | NP                           | 0.00                          | 19.02                      | 16.31                    | 606.34                 | 0.01                             | 4.61                  | No   |                       |
| MWOW-3  | 3/25/2013  | 622.65       | 625.36    | 616.73    | 601.73    | NP                           | 0.00                          | 19.20                      | 16.49                    | 606.16                 | -0.18                            | 4.43                  | No   |                       |
| MWOW-3  | 5/6/2013   | 622.65       | 625.36    | 616.73    | 601.73    | NP                           | 0.00                          | 16.62                      | 13.91                    | 608.74                 | 2.58                             | 7.01                  | No   |                       |
| MWOW-3  | 10/1/2013  | 622.65       | 625.36    | 616.73    | 601.73    | NP                           | 0.00                          | 18.84                      | 16.13                    | 606.52                 | -2.22                            | 4.79                  | No   |                       |
| MWOW-3  | 5/21/2014  | 622.65       | 625.36    | 616.73    | 601.73    | NP                           | 0.00                          | 15.25                      | 12.54                    | 610.11                 | 3.59                             | 8.38                  | No   |                       |
| MWOW-3  | 7/30/2014  | 622.65       | 625.36    | 616.73    | 601.73    | NP                           | 0.00                          | 17.64                      | 14.93                    | 607.72                 | -2.39                            | 5.99                  | No   |                       |
| MWOW-3  | 10/31/2014 | 622.65       | 625.36    | 616.73    | 601.73    | NP                           | 0.00                          | 17.76                      | 15.05                    | 607.60                 | -0.12                            | 5.87                  | No   |                       |
| MWOW-3  | 4/15/2015  | 622.65       | 625.36    | 616.73    | 601.73    | NP                           | 0.00                          | 17.98                      | 15.27                    | 607.38                 | -0.22                            | 5.65                  | No   |                       |
| MWOW-3  | 4/22/2015  | 622.65       | 625.36    | 616.73    | 601.73    | NP                           | 0.00                          | 17.34                      | 14.63                    | 608.02                 | 0.64                             | 6.29                  | No   |                       |
| MWOW-3  | 4/29/2015  | 622.65       | 625.36    | 616.73    | 601.73    | NP                           | 0.00                          | 17.34                      | 14.63                    | 608.02                 | 0.00                             | 6.29                  | No   |                       |
| MWOW-3  | 5/5/2015   | 622.65       | 625.36    | 616.73    | 601.73    | NP                           | 0.00                          | 17.51                      | 14.80                    | 607.85                 | -0.17                            | 6.12                  | No   |                       |
| MWOW-3  | 5/12/2015  | 622.65       | 625.36    | 616.73    | 601.73    | NP                           | 0.00                          | 16.92                      | 14.21                    | 608.44                 | 0.59                             | 6.71                  | No   |                       |
| MWOW-3  | 6/9/2015   | 622.65       | 625.36    | 616.73    | 601.73    | NP                           | 0.00                          | 16.79                      | 14.08                    | 608.57                 | 0.13                             | 6.84                  | No   |                       |
| MWOW-3  | 10/6/2015  | 622.65       | 625.36    | 616.73    | 601.73    | NP                           | 0.00                          | 17.27                      | 14.56                    | 608.09                 | -0.48                            | 6.36                  | No   |                       |
| MWOW-3  | 5/24/2016  | 622.65       | 625.36    | 616.73    | 601.73    | NP                           | 0.00                          | 16.69                      | 13.98                    | 608.67                 | 0.58                             | 6.94                  | No   |                       |
| MWOW-3  | 10/3/2016  | 622.65       | 625.36    | 616.73    | 601.73    | NP                           | 0.00                          | 17.65                      | 14.94                    | 607.71                 | -0.96                            | 5.98                  | No   |                       |

**Table 4**  
**Groundwater and LNAPL Gauging Data - Barge Dock**  
**Former Amoco Terminal**  
**Superior, Wisconsin**

| Well ID | Date       | Ground Elev. | TOC Elev. | TOS Elev. | BOS Elev. | Depth to Product (feet BTOC) | Free Product Thickness (feet) | Depth to Water (feet BTOC) | Corrected DTW (feet bgs) | Corrected GW Elevation | Change in Corrected GW Elevation | Liquid in Well (feet) | Screen Submerged Below Water Table? (YES/NO) | Comments/Observations      |
|---------|------------|--------------|-----------|-----------|-----------|------------------------------|-------------------------------|----------------------------|--------------------------|------------------------|----------------------------------|-----------------------|--|----------------------------|
| MWOW-3  | 5/22/2017  | 622.65       | 625.36    | 616.73    | 601.73    | NP                           | 0.00                          | 15.21                      | 12.50                    | 610.15                 | 2.44                             | 8.42                  | No   |                            |
| MWOW-3  | 5/31/2017  | 622.65       | 625.36    | 616.73    | 601.73    | NP                           | 0.00                          | 15.35                      | 12.64                    | 610.01                 | -0.14                            | 8.28                  | No   |                            |
| MWOW-3  | 6/22/2017  | 622.65       | 625.36    | 616.73    | 601.73    | NP                           | 0.00                          | 16.89                      | 14.18                    | 608.47                 | -1.54                            | 6.74                  | No   |                            |
| MWOW-3  | 6/3/2019   | 622.65       | 625.36    | 616.73    | 601.73    | NP                           | 0.00                          | 16.10                      | 13.39                    | 609.26                 | 0.79                             | 7.53                  | No   |                            |
| MWOW-3  | 10/2/2019  | 622.65       | 625.36    | 616.73    | 601.73    | NP                           | 0.00                          | 16.97                      | 14.26                    | 608.39                 | -0.87                            | 6.66                  | No   |                            |
| MWOW-3  | 5/26/2020  | 622.65       | 625.36    | 616.73    | 601.73    | NP                           | 0.00                          | 16.91                      | 14.20                    | 608.45                 | 0.06                             | 6.72                  | No   |                            |
| MWOW-3  | 5/25/2021  | 622.65       | 625.36    | 616.73    | 601.73    | NP                           | 0.00                          | 16.44                      | 13.73                    | 608.92                 | 0.47                             | 7.19                  | No   |                            |
| MWOW-5  | 10/21/2003 | 622.52       | 625.13    | 615.43    | 600.43    | 18.23                        | 0.08                          | 18.31                      | 15.70                    | 606.82                 | NA                               | 6.47                  | No   |                            |
| MWOW-5  | 1/20/2004  | 622.52       | 625.13    | 615.43    | 600.43    | 18.68                        | 0.21                          | 18.89                      | 16.28                    | 606.24                 | -0.58                            | 6.02                  | No   |                            |
| MWOW-5  | 4/19/2004  | 622.52       | 625.13    | 615.43    | 600.43    | NP                           | 0.00                          | 14.66                      | 12.05                    | 610.47                 | 4.23                             | 10.04                 | No   |                            |
| MWOW-5  | 7/27/2004  | 622.52       | 625.13    | 615.43    | 600.43    | NP                           | 0.00                          | 14.61                      | 12.00                    | 610.52                 | 0.05                             | 10.09                 | No   |                            |
| MWOW-5  | 11/15/2004 | 622.52       | 625.13    | 615.43    | 600.43    | 15.89                        | 0.01                          | 15.90                      | 13.29                    | 609.23                 | -1.29                            | 8.81                  | No   |                            |
| MWOW-5  | 4/18/2005  | 622.52       | 625.13    | 615.43    | 600.43    | 14.16                        | 0.03                          | 14.19                      | 11.58                    | 610.94                 | 1.71                             | 10.54                 | No   |                            |
| MWOW-5  | 10/11/2005 | 622.52       | 625.13    | 615.43    | 600.43    | NP                           | 0.00                          | 14.54                      | 11.93                    | 610.59                 | -0.35                            | 10.16                 | No   |                            |
| MWOW-5  | 5/23/2006  | 622.52       | 625.13    | 615.43    | 600.43    | 14.16                        | 0.03                          | 14.19                      | 11.58                    | 610.94                 | 0.35                             | 10.54                 | No   |                            |
| MWOW-5  | 10/16/2006 | 622.52       | 625.13    | 615.43    | 600.43    | 17.36                        | 0.10                          | 17.46                      | 14.85                    | 607.67                 | -3.27                            | 7.34                  | No   |                            |
| MWOW-5  | 4/23/2007  | 622.52       | 625.13    | 615.43    | 600.43    | 13.34                        | 0.02                          | 13.36                      | 10.75                    | 611.77                 | 4.10                             | 11.36                 | No   |                            |
| MWOW-5  | 9/25/2007  | 622.52       | 624.96    | 615.43    | 600.43    | 16.95                        | 0.07                          | 17.02                      | 14.58                    | 607.94                 | -3.83                            | 7.58                  | No   |                            |
| MWOW-5  | 5/1/2008   | 622.52       | 624.96    | 615.43    | 600.43    | 16.23                        | 0.07                          | 16.30                      | 13.86                    | 608.66                 | 0.72                             | 8.30                  | No   |                            |
| MWOW-5  | 10/20/2008 | 622.52       | 624.96    | 615.43    | 600.43    | 12.80                        | 0.05                          | 12.85                      | 10.41                    | 612.11                 | 3.45                             | 11.73                 | No   |                            |
| MWOW-5  | 4/18/2009  | 622.52       | 624.96    | 615.43    | 600.43    | 14.15                        | 0.06                          | 14.21                      | 11.77                    | 610.75                 | -1.36                            | 10.38                 | No   |                            |
| MWOW-5  | 10/11/2009 | 622.52       | 624.96    | 615.43    | 600.43    | 16.46                        | 0.18                          | 16.64                      | 14.20                    | 608.32                 | -2.43                            | 8.07                  | No   |                            |
| MWOW-5  | 4/28/2010  | 622.52       | 624.96    | 615.43    | 600.43    | 14.59                        | 0.09                          | 14.68                      | 12.24                    | 610.28                 | 1.96                             | 9.94                  | No   |                            |
| MWOW-5  | 10/25/2010 | 622.52       | 624.96    | 615.43    | 600.43    | 15.41                        | 0.07                          | 15.48                      | 13.04                    | 609.48                 | -0.80                            | 9.12                  | No   |                            |
| MWOW-5  | 4/25/2011  | 622.52       | 624.96    | 615.43    | 600.43    | 13.22                        | 0.08                          | 13.30                      | 10.86                    | 611.66                 | 2.18                             | 11.31                 | No   |                            |
| MWOW-5  | 10/11/2011 | 622.52       | 624.96    | 615.43    | 600.43    | 13.22                        | 1.08                          | 14.30                      | 11.86                    | 610.66                 | -1.00                            | 11.31                 | No   |                            |
| MWOW-5  | 1/4/2012   | 622.52       | 624.96    | 615.43    | 600.43    | 18.60                        | 0.50                          | 19.10                      | 16.66                    | 605.86                 | -4.80                            | 5.93                  | No   | Spill Buddy Before Reading |
| MWOW-5  | 4/16/2012  | 622.52       | 624.96    | 615.43    | 600.43    | 15.82                        | 0.07                          | 15.89                      | 13.45                    | 609.07                 | 3.21                             | 8.71                  | No   | Spill Buddy Before Reading |
| MWOW-5  | 6/28/2012  | 622.52       | 624.96    | 615.43    | 600.43    | 13.69                        | 0.06                          | 13.75                      | 11.31                    | 611.21                 | 2.14                             | 10.84                 | No   | Spill Buddy Before Reading |
| MWOW-5  | 7/26/2012  | 622.52       | 624.96    | 615.43    | 600.43    | 16.19                        | 0.12                          | 16.31                      | 13.87                    | 608.65                 | -2.56                            | 8.34                  | No   |                            |
| MWOW-5  | 8/28/2012  | 622.52       | 624.96    | 615.43    | 600.43    | 17.45                        | 0.35                          | 17.80                      | 15.36                    | 607.16                 | -1.49                            | 7.08                  | No   |                            |
| MWOW-5  | 9/28/2012  | 622.52       | 624.96    | 615.43    | 600.43    | 18.15                        | 0.27                          | 18.42                      | 15.98                    | 606.54                 | -0.62                            | 6.38                  | No   |                            |
| MWOW-5  | 9/30/2012  | 622.52       | 624.96    | 615.43    | 600.43    | 18.04                        | 0.15                          | 18.19                      | 15.75                    | 606.77                 | 0.23                             | 6.49                  | No   |                            |
| MWOW-5  | 11/21/2012 | 622.52       | 624.96    | 615.43    | 600.43    | 18.20                        | 0.19                          | 18.39                      | 15.95                    | 606.57                 | -0.20                            | 6.33                  | No   |                            |
| MWOW-5  | 12/17/2012 | 622.52       | 624.96    | 615.43    | 600.43    | 18.17                        | 0.16                          | 18.33                      | 15.89                    | 606.63                 | 0.06                             | 6.36                  | No   |                            |
| MWOW-5  | 3/25/2013  | 622.52       | 624.96    | 615.43    | 600.43    | 17.85                        | 0.23                          | 18.08                      | 15.64                    | 606.88                 | 0.25                             | 6.68                  | No   |                            |
| MWOW-5  | 5/6/2013   | 622.52       | 624.96    | 615.43    | 600.43    | 14.42                        | 0.07                          | 14.49                      | 12.05                    | 610.47                 | 3.59                             | 10.11                 | No   |                            |
| MWOW-5  | 10/3/2013  | 622.52       | 624.96    | 615.43    | 600.43    | 17.87                        | 0.15                          | 18.02                      | 15.58                    | 606.94                 | -3.53                            | 6.66                  | No   |                            |
| MWOW-5  | 5/22/2014  | 622.52       | 624.96    | 615.43    | 600.43    | 13.07                        | 0.04                          | 13.11                      | 10.67                    | 611.85                 | 4.91                             | 11.46                 | No   |                            |
| MWOW-5  | 6/18/2014  | 622.52       | 624.96    | 615.43    | 600.43    | 14.02                        | 0.05                          | 14.07                      | 11.63                    | 610.89                 | -0.96                            | 10.51                 | No   |                            |
| MWOW-5  | 10/31/2014 | 622.52       | 624.96    | 615.43    | 600.43    | 16.84                        | 0.01                          | 16.85                      | 14.41                    | 608.11                 | -2.78                            | 7.69                  | No   |                            |
| MWOW-5  | 4/15/2015  | 622.52       | 624.96    | 615.43    | 600.43    | NP                           | 0.00                          | 16.61                      | 14.17                    | 608.35                 | 0.24                             | 7.92                  | No   |                            |

**Table 4**  
**Groundwater and LNAPL Gauging Data - Barge Dock**  
Former Amoco Terminal  
Superior, Wisconsin

| Well ID | Date       | Ground Elev. | TOC Elev. | TOS Elev. | BOS Elev. | Depth to Product (feet BTOC) | Free Product Thickness (feet) | Depth to Water (feet BTOC) | Corrected DTW (feet bgs) | Corrected GW Elevation | Change in Corrected GW Elevation | Liquid in Well (feet) | Screen Submerged Below Water Table? (YES/NO) | Comments/Observations |
|---------|------------|--------------|-----------|-----------|-----------|------------------------------|-------------------------------|----------------------------|--------------------------|------------------------|----------------------------------|-----------------------|--|-----------------------|
| MWOW-5  | 4/22/2015  | 622.52       | 624.96    | 615.43    | 600.43    | NP                           | 0.00                          | 15.93                      | 13.49                    | 609.03                 | 0.68                             | 8.60                  | No   |                       |
| MWOW-5  | 4/29/2015  | 622.52       | 624.96    | 615.43    | 600.43    | NP                           | 0.00                          | 15.64                      | 13.20                    | 609.32                 | 0.29                             | 8.89                  | No   |                       |
| MWOW-5  | 5/6/2015   | 622.52       | 624.96    | 615.43    | 600.43    | 15.72                        | 0.01                          | 15.73                      | 13.29                    | 609.23                 | -0.09                            | 8.81                  | No   |                       |
| MWOW-5  | 5/12/2015  | 622.52       | 624.96    | 615.43    | 600.43    | NP                           | 0.00                          | 15.29                      | 12.85                    | 609.67                 | 0.44                             | 9.24                  | No   |                       |
| MWOW-5  | 6/9/2015   | 622.52       | 624.96    | 615.43    | 600.43    | 14.57                        | 0.02                          | 14.59                      | 12.15                    | 610.37                 | 0.70                             | 9.96                  | No   |                       |
| MWOW-5  | 10/5/2015  | 622.52       | 624.96    | 615.43    | 600.43    | 15.39                        | 0.02                          | 15.41                      | 12.97                    | 609.55                 | -0.82                            | 9.14                  | No   |                       |
| MWOW-5  | 5/23/2016  | 622.52       | 624.96    | 615.43    | 600.43    | 14.61                        | 0.02                          | 14.63                      | 12.19                    | 610.33                 | 0.78                             | 9.92                  | No   |                       |
| MWOW-5  | 10/3/2016  | 622.52       | 624.96    | 615.43    | 600.43    | NP                           | 0.00                          | 17.29                      | 14.85                    | 607.67                 | -2.66                            | 7.24                  | No   |                       |
| MWOW-5  | 5/22/2017  | 622.52       | 624.96    | 615.43    | 600.43    | 14.76                        | 0.03                          | 14.79                      | 12.35                    | 610.17                 | 2.50                             | 9.77                  | No   |                       |
| MWOW-5  | 5/31/2017  | 622.52       | 624.96    | 615.43    | 600.43    | 13.30                        | 0.10                          | 13.40                      | 10.96                    | 611.56                 | 1.39                             | 11.23                 | No   |                       |
| MWOW-5  | 6/22/2017  | 622.52       | 624.96    | 615.43    | 600.43    | 15.02                        | 0.07                          | 15.09                      | 12.65                    | 609.87                 | -1.69                            | 9.51                  | No   |                       |
| MWOW-5  | 5/30/2018  | 622.52       | 624.96    | 615.43    | 600.43    | 14.94                        | 0.03                          | 14.97                      | 12.53                    | 609.99                 | 0.12                             | 9.59                  | No   |                       |
| MWOW-5  | 10/22/2018 | 622.52       | 624.96    | 615.43    | 600.43    | 15.03                        | 0.03                          | 15.06                      | 12.62                    | 609.90                 | -0.09                            | 9.50                  | No   |                       |
| MWOW-5  | 10/8/2019  | 622.52       | 624.96    | 615.43    | 600.43    | 14.52                        | 0.02                          | 14.54                      | 12.10                    | 610.42                 | 0.52                             | 10.01                 | No   |                       |
| MWOW-5  | 4/22/2020  | 622.52       | 624.96    | 615.43    | 600.43    | 13.86                        | 0.02                          | 13.88                      | 11.44                    | 611.08                 | 0.66                             | 10.67                 | No   |                       |
| MWOW-5  | 5/26/2020  | 622.52       | 624.96    | 615.43    | 600.43    | 14.84                        | 0.04                          | 14.88                      | 12.44                    | 610.08                 | -1.00                            | 9.69                  | No   |                       |
| MWOW-5  | 5/25/2021  | 622.52       | 624.96    | 615.43    | 600.43    | 14.30                        | 0.05                          | 14.35                      | 11.91                    | 610.61                 | 0.53                             | 10.23                 | No   |                       |
| RWAST-1 | 10/11/2009 | 628.35       | 629.81    | 618.35    | 598.35    | NP                           | 0.00                          | 15.02                      | 13.56                    | 614.79                 | NA                               | 16.44                 | No   |                       |
| RWAST-1 | 4/28/2010  | 628.35       | 629.81    | 618.35    | 598.35    | NP                           | 0.00                          | 14.68                      | 13.22                    | 615.13                 | 0.34                             | 16.78                 | No   |                       |
| RWAST-1 | 10/25/2010 | 628.35       | 629.81    | 618.35    | 598.35    | NP                           | 0.00                          | 12.79                      | 11.33                    | 617.02                 | 1.89                             | 18.67                 | No   |                       |
| RWAST-1 | 4/25/2011  | 628.35       | 629.81    | 618.35    | 598.35    | NP                           | 0.00                          | 13.29                      | 11.83                    | 616.52                 | -0.50                            | 18.17                 | No   |                       |
| RWAST-1 | 10/11/2011 | 628.35       | 629.81    | 618.35    | 598.35    | NP                           | 0.00                          | 14.31                      | 12.85                    | 615.50                 | -1.02                            | 17.15                 | No   |                       |
| RWAST-1 | 1/4/2012   | 628.35       | 629.81    | 618.35    | 598.35    | NP                           | 0.00                          | 15.79                      | 14.33                    | 614.02                 | -1.48                            | 15.67                 | No   |                       |
| RWAST-1 | 2/16/2012  | 628.35       | 629.81    | 618.35    | 598.35    | NP                           | 0.00                          | 16.47                      | 15.01                    | 613.34                 | -0.68                            | 14.99                 | No   |                       |
| RWAST-1 | 3/13/2012  | 628.35       | 629.81    | 618.35    | 598.35    | NP                           | 0.00                          | 16.54                      | 15.08                    | 613.27                 | -0.07                            | 14.92                 | No   |                       |
| RWAST-1 | 4/16/2012  | 628.35       | 629.81    | 618.35    | 598.35    | NP                           | 0.00                          | 15.86                      | 14.40                    | 613.95                 | 0.68                             | 15.60                 | No   |                       |
| RWAST-1 | 6/28/2012  | 628.35       | 629.81    | 618.35    | 598.35    | NP                           | 0.00                          | 11.30                      | 9.84                     | 618.51                 | 4.56                             | 20.16                 | Yes  |                       |
| RWAST-1 | 9/30/2012  | 628.35       | 629.81    | 618.35    | 598.35    | NP                           | 0.00                          | 15.49                      | 14.03                    | 614.32                 | -4.19                            | 15.97                 | No   |                       |
| RWAST-1 | 11/21/2012 | 628.35       | 629.81    | 618.35    | 598.35    | NP                           | 0.00                          | 15.96                      | 14.50                    | 613.85                 | -0.47                            | 15.50                 | No   |                       |
| RWAST-1 | 12/17/2012 | 628.35       | 629.81    | 618.35    | 598.35    | NP                           | 0.00                          | 16.22                      | 14.76                    | 613.59                 | -0.26                            | 15.24                 | No   |                       |
| RWAST-1 | 3/25/2013  | 628.35       | 629.81    | 618.35    | 598.35    | NP                           | 0.00                          | 17.26                      | 15.80                    | 612.55                 | -1.04                            | 14.20                 | No   |                       |
| RWAST-1 | 5/6/2013   | 628.35       | 629.81    | 618.35    | 598.35    | NP                           | 0.00                          | 15.23                      | 13.77                    | 614.58                 | 2.03                             | 16.23                 | No   |                       |
| RWAST-1 | 5/23/2016  | 628.35       | 629.81    | 618.35    | 598.35    | NP                           | 0.00                          | 11.08                      | 9.62                     | 618.73                 | 4.15                             | 20.38                 | Yes  |                       |
| RWAST-1 | 10/3/2016  | 628.35       | 629.81    | 618.35    | 598.35    | NP                           | 0.00                          | 12.91                      | 11.45                    | 616.90                 | -1.83                            | 18.55                 | No   |                       |
| RWAST-1 | 6/29/2017  | 628.35       | 629.81    | 618.35    | 598.35    | NP                           | 0.00                          | 11.91                      | 10.45                    | 617.90                 | 1.00                             | 19.55                 | No   |                       |
| RWAST-1 | 5/30/2018  | 628.35       | 629.81    | 618.35    | 598.35    | NP                           | 0.00                          | 13.28                      | 11.82                    | 616.53                 | -1.37                            | 18.18                 | No   |                       |
| RWAST-1 | 6/18/2018  | 628.35       | 629.81    | 618.35    | 598.35    | NP                           | 0.00                          | 11.67                      | 10.21                    | 618.14                 | 1.61                             | 19.79                 | No   |                       |
| RWAST-1 | 6/27/2018  | 628.35       | 629.81    | 618.35    | 598.35    | NP                           | 0.00                          | 11.90                      | 10.44                    | 617.91                 | -0.23                            | 19.56                 | No   |                       |
| RWAST-1 | 6/3/2019   | 628.35       | 629.81    | 618.35    | 598.35    | NP                           | 0.00                          | 11.23                      | 9.77                     | 618.58                 | 0.67                             | 20.23                 | Yes  |                       |
| RWAST-1 | 3/31/2020  | 628.35       | 629.81    | 618.35    | 598.35    | NP                           | 0.00                          | 10.13                      | 8.67                     | 619.68                 | 1.10                             | 21.33                 | Yes  |                       |
| RWAST-1 | 5/26/2020  | 628.35       | 629.81    | 618.35    | 598.35    | NP                           | 0.00                          | 11.38                      | 9.92                     | 618.43                 | -1.25                            | 20.08                 | Yes  |                       |
| RWAST-1 | 5/24/2021  | 628.35       | 629.81    | 618.35    | 598.35    | NP                           | 0.00                          | 12.57                      | 11.11                    | 617.24                 | -1.19                            | 18.89                 | No   |                       |



**Table 4**  
**Groundwater and LNAPL Gauging Data - Barge Dock**  
**Former Amoco Terminal**  
**Superior, Wisconsin**

| Well ID | Date       | Ground Elev. | TOC Elev. | TOS Elev. | BOS Elev. | Depth to Product (feet BTOC) | Free Product Thickness (feet) | Depth to Water (feet BTOC) | Corrected DTW (feet bgs) | Corrected GW Elevation | Change in Corrected GW Elevation | Liquid in Well (feet) | Screen Submerged Below Water Table? (YES/NO) | Comments/Observations      |
|---------|------------|--------------|-----------|-----------|-----------|------------------------------|-------------------------------|----------------------------|--------------------------|------------------------|----------------------------------|-----------------------|--|----------------------------|
| RWAST-2 | 10/11/2011 | 629.37       | 631.54    | 615.37    | 600.37    | NP                           | 0.00                          | 15.58                      | 13.41                    | 615.96                 | NA                               | 15.59                 | Yes  |                            |
| RWAST-2 | 1/4/2012   | 629.37       | 631.54    | 615.37    | 600.37    | NP                           | 0.00                          | 17.19                      | 15.02                    | 614.35                 | -1.61                            | 13.98                 | No   |                            |
| RWAST-2 | 2/16/2012  | 629.37       | 631.54    | 615.37    | 600.37    | NP                           | 0.00                          | 17.89                      | 15.72                    | 613.65                 | -0.70                            | 13.28                 | No   |                            |
| RWAST-2 | 3/13/2012  | 629.37       | 631.54    | 615.37    | 600.37    | 17.99                        | 0.43                          | 18.42                      | 15.91                    | 613.46                 | -0.19                            | 13.18                 | No   | Spill Buddy Before Reading |
| RWAST-2 | 4/16/2012  | 629.37       | 631.54    | 615.37    | 600.37    | 16.46                        | 3.70                          | 20.16                      | 15.08                    | 614.29                 | 0.83                             | 14.71                 | No   |                            |
| RWAST-2 | 6/28/2012  | 629.37       | 631.54    | 615.37    | 600.37    | 11.79                        | 3.75                          | 15.54                      | 10.43                    | 618.94                 | 4.66                             | 19.38                 | Yes  | Spill Buddy Before Reading |
| RWAST-2 | 7/3/2012   | 629.37       | 631.54    | 615.37    | 600.37    | 12.38                        | 3.73                          | 16.11                      | 11.01                    | 618.36                 | -0.59                            | 18.79                 | Yes  |                            |
| RWAST-2 | 8/28/2012  | 629.37       | 631.54    | 615.37    | 600.37    | 15.95                        | 0.04                          | 15.99                      | 13.79                    | 615.58                 | -2.78                            | 15.22                 | Yes  |                            |
| RWAST-2 | 9/28/2012  | 629.37       | 631.54    | 615.37    | 600.37    | 16.83                        | 0.06                          | 16.89                      | 14.67                    | 614.70                 | -0.88                            | 14.34                 | No   |                            |
| RWAST-2 | 9/30/2012  | 629.37       | 631.54    | 615.37    | 600.37    | 16.83                        | 0.01                          | 16.84                      | 14.66                    | 614.71                 | 0.01                             | 14.34                 | No   |                            |
| RWAST-2 | 11/21/2012 | 629.37       | 631.54    | 615.37    | 600.37    | 17.44                        | 0.33                          | 17.77                      | 15.34                    | 614.03                 | -0.68                            | 13.73                 | No   | Spill Buddy Before Reading |
| RWAST-2 | 12/17/2012 | 629.37       | 631.54    | 615.37    | 600.37    | 17.44                        | 1.90                          | 19.34                      | 15.68                    | 613.69                 | -0.34                            | 13.73                 | No   |                            |
| RWAST-2 | 3/25/2013  | 629.37       | 631.54    | 615.37    | 600.37    | 17.21                        | 6.31                          | 23.52                      | 16.40                    | 612.97                 | -0.72                            | 13.96                 | No   |                            |
| RWAST-2 | 4/29/2013  | 629.37       | 631.54    | 615.37    | 600.37    | 15.79                        | 5.31                          | 21.10                      | 14.76                    | 614.61                 | 1.63                             | 15.38                 | No   |                            |
| RWAST-2 | 5/6/2013   | 629.37       | 631.54    | 615.37    | 600.37    | 16.37                        | 1.99                          | 18.36                      | 14.63                    | 614.74                 | 0.13                             | 14.80                 | No   |                            |
| RWAST-2 | 10/3/2013  | 629.37       | 631.54    | 615.37    | 600.37    | 16.51                        | 2.61                          | 19.12                      | 14.90                    | 614.47                 | -0.27                            | 14.66                 | No   |                            |
| RWAST-2 | 5/22/2014  | 629.37       | 631.54    | 615.37    | 600.37    | 12.14                        | 3.59                          | 15.73                      | 10.74                    | 618.63                 | 4.16                             | 19.03                 | Yes  |                            |
| RWAST-2 | 10/31/2014 | 629.37       | 631.54    | 615.37    | 600.37    | 14.23                        | 3.55                          | 17.78                      | 12.82                    | 616.55                 | -2.08                            | 16.94                 | Yes  |                            |
| RWAST-2 | 4/15/2015  | 629.37       | 631.54    | 615.37    | 600.37    | 15.98                        | 5.64                          | 21.62                      | 15.02                    | 614.35                 | -2.20                            | 15.19                 | No   |                            |
| RWAST-2 | 4/22/2015  | 629.37       | 631.54    | 615.37    | 600.37    | 16.04                        | 3.13                          | 19.17                      | 14.54                    | 614.83                 | 0.48                             | 15.13                 | No   |                            |
| RWAST-2 | 4/29/2015  | 629.37       | 631.54    | 615.37    | 600.37    | 15.26                        | 2.07                          | 17.33                      | 13.53                    | 615.84                 | 1.01                             | 15.91                 | Yes  |                            |
| RWAST-2 | 5/6/2015   | 629.37       | 631.54    | 615.37    | 600.37    | 16.22                        | 0.93                          | 17.15                      | 14.25                    | 615.12                 | -0.72                            | 14.95                 | No   |                            |
| RWAST-2 | 5/12/2015  | 629.37       | 631.54    | 615.37    | 600.37    | 15.76                        | 1.14                          | 16.90                      | 13.83                    | 615.54                 | 0.41                             | 15.41                 | Yes  |                            |
| RWAST-2 | 6/9/2015   | 629.37       | 631.54    | 615.37    | 600.37    | 14.60                        | 0.25                          | 14.85                      | 12.48                    | 616.89                 | 1.35                             | 16.57                 | Yes  |                            |
| RWAST-2 | 7/10/2015  | 629.37       | 631.54    | 615.37    | 600.37    | 15.33                        | 0.06                          | 15.39                      | 13.17                    | 616.20                 | -0.69                            | 15.84                 | Yes  |                            |
| RWAST-2 | 7/13/2015  | 629.37       | 631.54    | 615.37    | 600.37    | 15.25                        | 0.09                          | 15.34                      | 13.10                    | 616.27                 | 0.07                             | 15.92                 | Yes  |                            |
| RWAST-2 | 7/15/2015  | 629.37       | 631.54    | 615.37    | 600.37    | 15.42                        | 0.03                          | 15.45                      | 13.26                    | 616.11                 | -0.16                            | 15.75                 | Yes  |                            |
| RWAST-2 | 7/17/2015  | 629.37       | 631.54    | 615.37    | 600.37    | 15.35                        | 0.04                          | 15.39                      | 13.19                    | 616.18                 | 0.07                             | 15.82                 | Yes  |                            |
| RWAST-2 | 7/18/2015  | 629.37       | 631.54    | 615.37    | 600.37    | 15.38                        | 0.03                          | 15.41                      | 13.22                    | 616.15                 | -0.03                            | 15.79                 | Yes  |                            |
| RWAST-2 | 7/21/2015  | 629.37       | 631.54    | 615.37    | 600.37    | 15.60                        | 0.04                          | 15.64                      | 13.44                    | 615.93                 | -0.22                            | 15.57                 | Yes  |                            |
| RWAST-2 | 7/22/2015  | 629.37       | 631.54    | 615.37    | 600.37    | 15.65                        | 0.04                          | 15.69                      | 13.49                    | 615.88                 | -0.05                            | 15.52                 | Yes  |                            |
| RWAST-2 | 7/23/2015  | 629.37       | 631.54    | 615.37    | 600.37    | 15.70                        | 0.06                          | 15.76                      | 13.54                    | 615.83                 | -0.05                            | 15.47                 | Yes  |                            |
| RWAST-2 | 7/25/2015  | 629.37       | 631.54    | 615.37    | 600.37    | 15.78                        | 0.01                          | 15.79                      | 13.61                    | 615.76                 | -0.07                            | 15.39                 | Yes  |                            |
| RWAST-2 | 7/27/2015  | 629.37       | 631.54    | 615.37    | 600.37    | 15.87                        | 0.02                          | 15.89                      | 13.70                    | 615.67                 | -0.09                            | 15.30                 | Yes  |                            |
| RWAST-2 | 7/24/2015  | 629.37       | 631.54    | 615.37    | 600.37    | 15.64                        | 0.02                          | 15.66                      | 13.47                    | 615.90                 | 0.23                             | 15.53                 | Yes  |                            |
| RWAST-2 | 7/31/2015  | 629.37       | 631.54    | 615.37    | 600.37    | 16.01                        | 0.01                          | 16.02                      | 13.84                    | 615.53                 | -0.37                            | 15.16                 | Yes  |                            |
| RWAST-2 | 8/4/2015   | 629.37       | 631.54    | 615.37    | 600.37    | 16.16                        | 0.01                          | 16.17                      | 13.99                    | 615.38                 | -0.15                            | 15.01                 | Yes  |                            |
| RWAST-2 | 8/7/2015   | 629.37       | 631.54    | 615.37    | 600.37    | 16.13                        | 0.01                          | 16.14                      | 13.96                    | 615.41                 | 0.03                             | 15.04                 | Yes  |                            |
| RWAST-2 | 8/12/2015  | 629.37       | 631.54    | 615.37    | 600.37    | 16.13                        | 0.00                          | 16.13                      | 13.96                    | 615.41                 | 0.00                             | 15.04                 | Yes  |                            |
| RWAST-2 | 8/14/2015  | 629.37       | 631.54    | 615.37    | 600.37    | 16.18                        | 0.00                          | 16.18                      | 14.01                    | 615.36                 | -0.05                            | 14.99                 | No   |                            |
| RWAST-2 | 8/15/2015  | 629.37       | 631.54    | 615.37    | 600.37    | 16.18                        | 0.03                          | 16.21                      | 14.02                    | 615.35                 | -0.01                            | 14.99                 | No   |                            |
| RWAST-2 | 8/17/2015  | 629.37       | 631.54    | 615.37    | 600.37    | 16.26                        | 0.01                          | 16.27                      | 14.09                    | 615.28                 | -0.08                            | 14.91                 | No   |                            |

**Table 4**  
**Groundwater and LNAPL Gauging Data - Barge Dock**  
**Former Amoco Terminal**  
**Superior, Wisconsin**

| Well ID | Date       | Ground Elev. | TOC Elev. | TOS Elev. | BOS Elev. | Depth to Product (feet BTOC) | Free Product Thickness (feet) | Depth to Water (feet BTOC) | Corrected DTW (feet bgs) | Corrected GW Elevation | Change in Corrected GW Elevation | Liquid in Well (feet) | Screen Submerged Below Water Table? (YES/NO) | Comments/Observations |
|---------|------------|--------------|-----------|-----------|-----------|------------------------------|-------------------------------|----------------------------|--------------------------|------------------------|----------------------------------|-----------------------|--|-----------------------|
| RWAST-2 | 9/10/2015  | 629.37       | 631.54    | 615.37    | 600.37    | NP                           | 0.00                          | 15.67                      | 13.50                    | 615.87                 | 0.59                             | 15.50                 | Yes  |                       |
| RWAST-2 | 9/14/2015  | 629.37       | 631.54    | 615.37    | 600.37    | NP                           | 0.00                          | 15.73                      | 13.56                    | 615.81                 | -0.06                            | 15.44                 | Yes  |                       |
| RWAST-2 | 9/24/2015  | 629.37       | 631.54    | 615.37    | 600.37    | NP                           | 0.00                          | 15.06                      | 12.89                    | 616.48                 | 0.67                             | 16.11                 | Yes  |                       |
| RWAST-2 | 10/1/2015  | 629.37       | 631.54    | 615.37    | 600.37    | NP                           | 0.00                          | 14.73                      | 12.56                    | 616.81                 | 0.33                             | 16.44                 | Yes  |                       |
| RWAST-2 | 10/5/2015  | 629.37       | 631.54    | 615.37    | 600.37    | NP                           | 0.00                          | 14.70                      | 12.53                    | 616.84                 | 1.56                             | 16.47                 | Yes  |                       |
| RWAST-2 | 10/29/2015 | 629.37       | 631.54    | 615.37    | 600.37    | NP                           | 0.00                          | 15.07                      | 12.90                    | 616.47                 | -0.37                            | 16.10                 | Yes  |                       |
| RWAST-2 | 11/3/2015  | 629.37       | 631.54    | 615.37    | 600.37    | NP                           | 0.00                          | 14.90                      | 12.73                    | 616.64                 | 0.17                             | 16.27                 | Yes  |                       |
| RWAST-2 | 4/21/2016  | 629.37       | 631.54    | 615.37    | 600.37    | NP                           | 0.00                          | 12.26                      | 10.09                    | 619.28                 | 2.64                             | 18.91                 | Yes  |                       |
| RWAST-2 | 4/27/2016  | 629.37       | 631.54    | 615.37    | 600.37    | NP                           | 0.00                          | 11.31                      | 9.14                     | 620.23                 | 0.95                             | 19.86                 | Yes  |                       |
| RWAST-2 | 5/18/2016  | 629.37       | 631.54    | 615.37    | 600.37    | NP                           | 0.00                          | 12.19                      | 10.02                    | 619.35                 | -0.88                            | 18.98                 | Yes  |                       |
| RWAST-2 | 5/23/2016  | 629.37       | 631.54    | 615.37    | 600.37    | NP                           | 0.00                          | 12.35                      | 10.18                    | 619.19                 | -0.16                            | 18.82                 | Yes  |                       |
| RWAST-2 | 5/31/2016  | 629.37       | 631.54    | 615.37    | 600.37    | NP                           | 0.00                          | 12.41                      | 10.24                    | 619.13                 | -0.06                            | 18.76                 | Yes  |                       |
| RWAST-2 | 6/14/2016  | 629.37       | 631.54    | 615.37    | 600.37    | NP                           | 0.00                          | 12.21                      | 10.04                    | 619.33                 | 0.20                             | 18.96                 | Yes  |                       |
| RWAST-2 | 6/21/2016  | 629.37       | 631.54    | 615.37    | 600.37    | NP                           | 0.00                          | 11.76                      | 9.59                     | 619.78                 | 0.45                             | 19.41                 | Yes  |                       |
| RWAST-2 | 7/21/2016  | 629.37       | 631.54    | 615.37    | 600.37    | NP                           | 0.00                          | 12.50                      | 10.33                    | 619.04                 | -0.74                            | 18.67                 | Yes  |                       |
| RWAST-2 | 7/25/2016  | 629.37       | 631.54    | 615.37    | 600.37    | NP                           | 0.00                          | 12.94                      | 10.77                    | 618.60                 | -0.44                            | 18.23                 | Yes  |                       |
| RWAST-2 | 9/2/2016   | 629.37       | 631.54    | 615.37    | 600.37    | NP                           | 0.00                          | 14.28                      | 12.11                    | 617.26                 | -1.34                            | 16.89                 | Yes  |                       |
| RWAST-2 | 10/3/2016  | 629.37       | 631.54    | 615.37    | 600.37    | NP                           | 0.00                          | 14.42                      | 12.25                    | 617.12                 | -0.14                            | 16.75                 | Yes  |                       |
| RWAST-2 | 10/13/2016 | 629.37       | 631.54    | 615.37    | 600.37    | NP                           | 0.00                          | 14.68                      | 12.51                    | 616.86                 | -0.26                            | 16.49                 | Yes  |                       |
| RWAST-2 | 5/18/2017  | 629.37       | 631.54    | 615.37    | 600.37    | NP                           | 0.00                          | 12.63                      | 10.46                    | 618.91                 | 2.05                             | 18.54                 | Yes  |                       |
| RWAST-2 | 5/31/2017  | 629.37       | 631.54    | 615.37    | 600.37    | NP                           | 0.00                          | 11.11                      | 8.94                     | 620.43                 | 1.52                             | 20.06                 | Yes  |                       |
| RWAST-2 | 5/14/2018  | 629.37       | 631.54    | 615.37    | 600.37    | NP                           | 0.00                          | 15.02                      | 12.85                    | 616.52                 | -3.91                            | 16.15                 | Yes  |                       |
| RWAST-2 | 5/30/2018  | 629.37       | 631.54    | 615.37    | 600.37    | NP                           | 0.00                          | 14.80                      | 12.63                    | 616.74                 | 0.22                             | 16.37                 | Yes  |                       |
| RWAST-2 | 6/18/2018  | 629.37       | 631.54    | 615.37    | 600.37    | NP                           | 0.00                          | 13.12                      | 10.95                    | 618.42                 | 1.68                             | 18.05                 | Yes  |                       |
| RWAST-2 | 6/27/2018  | 629.37       | 631.54    | 615.37    | 600.37    | NP                           | 0.00                          | 13.34                      | 11.17                    | 618.20                 | -0.22                            | 17.83                 | Yes  |                       |
| RWAST-2 | 5/26/2020  | 629.37       | 631.54    | 615.37    | 600.37    | NP                           | 0.00                          | 12.71                      | 10.54                    | 618.83                 | 0.63                             | 18.46                 | Yes  |                       |
| RWAST-2 | 5/24/2021  | 629.37       | 631.54    | 615.37    | 600.37    | NP                           | 0.00                          | 14.17                      | 12.00                    | 617.37                 | -1.46                            | 17.00                 | Yes  |                       |
| RW-08   | 09/10/15   | 631.12       | 630.82    | 621.12    | 601.12    | NP                           | 0.00                          | 14.93                      | 15.23                    | 615.89                 | NA                               | 14.77                 | No   |                       |
| RW-08   | 09/14/15   | 631.12       | 630.82    | 621.12    | 601.12    | NP                           | 0.00                          | 14.79                      | 15.09                    | 616.03                 | 0.14                             | 14.91                 | No   |                       |
| RW-08   | 10/01/15   | 631.12       | 630.82    | 621.12    | 601.12    | NP                           | 0.00                          | 14.01                      | 14.31                    | 616.81                 | 0.78                             | 15.69                 | No   |                       |
| RW-08   | 10/05/15   | 631.12       | 630.82    | 621.12    | 601.12    | NP                           | 0.00                          | 13.88                      | 14.18                    | 616.94                 | 0.13                             | 15.82                 | No   |                       |
| RW-08   | 04/11/16   | 631.12       | 630.82    | 621.12    | 601.12    | NP                           | 0.00                          | 12.29                      | 12.59                    | 618.53                 | 1.59                             | 17.41                 | No   |                       |
| RW-08   | 05/23/16   | 631.12       | 630.82    | 621.12    | 601.12    | NP                           | 0.00                          | 11.74                      | 12.04                    | 619.08                 | 0.55                             | 17.96                 | No   |                       |
| RW-08   | 10/03/16   | 631.12       | 630.82    | 621.12    | 601.12    | 13.43                        | 0.09                          | 13.52                      | 13.75                    | 617.37                 | -1.71                            | 16.27                 | No   |                       |
| RW-08   | 05/02/17   | 631.12       | 630.82    | 621.12    | 601.12    | NP                           | 0.00                          | 12.71                      | 13.01                    | 618.11                 | 0.74                             | 16.99                 | No   |                       |
| RW-08   | 05/18/17   | 631.12       | 630.82    | 621.12    | 601.12    | NP                           | 0.00                          | 12.33                      | 12.63                    | 618.49                 | 0.38                             | 17.37                 | No   |                       |
| RW-08   | 05/22/17   | 631.12       | 630.82    | 621.12    | 601.12    | 10.45                        | 0.51                          | 10.96                      | 10.87                    | 620.25                 | 1.76                             | 19.25                 | No   |                       |
| RW-08   | 05/25/17   | 631.12       | 630.82    | 621.12    | 601.12    | NP                           | 0.00                          | 10.75                      | 11.05                    | 620.07                 | -0.18                            | 18.95                 | No   |                       |
| RW-08   | 05/31/17   | 631.12       | 630.82    | 621.12    | 601.12    | NP                           | 0.00                          | 10.73                      | 11.03                    | 620.09                 | 0.02                             | 18.97                 | No   |                       |
| RW-08   | 08/30/17   | 631.12       | 630.82    | 621.12    | 601.12    | NP                           | 0.00                          | 10.10                      | 10.40                    | 620.72                 | 0.63                             | 19.60                 | No   |                       |
| RW-08   | 09/19/17   | 631.12       | 630.82    | 621.12    | 601.12    | 11.51                        | 0.02                          | 11.53                      | 11.81                    | 619.31                 | -1.41                            | 18.19                 | No   |                       |
| RW-08   | 05/14/18   | 631.12       | 630.82    | 621.12    | 601.12    | 14.56                        | 0.08                          | 14.64                      | 14.88                    | 616.24                 | -3.06                            | 15.14                 | No   |                       |

**Table 4**  
**Groundwater and LNAPL Gauging Data - Barge Dock**  
**Former Amoco Terminal**  
**Superior, Wisconsin**

| Well ID | Date      | Ground Elev. | TOC Elev. | TOS Elev. | BOS Elev. | Depth to Product (feet BTOC) | Free Product Thickness (feet) | Depth to Water (feet BTOC) | Corrected DTW (feet bgs) | Corrected GW Elevation | Change in Corrected GW Elevation | Liquid in Well (feet) | Screen Submerged Below Water Table? (YES/NO) | Comments/Observations |
|---------|-----------|--------------|-----------|-----------|-----------|------------------------------|-------------------------------|----------------------------|--------------------------|------------------------|----------------------------------|-----------------------|--|-----------------------|
| RW-08   | 05/23/18  | 631.12       | 630.82    | 621.12    | 601.12    | 14.62                        | 0.08                          | 14.70                      | 14.94                    | 616.18                 | -0.06                            | 15.08                 | No   |                       |
| RW-08   | 05/30/18  | 631.12       | 630.82    | 621.12    | 601.12    | 14.27                        | 0.04                          | 14.31                      | 14.58                    | 616.54                 | 0.36                             | 15.43                 | No   |                       |
| RW-08   | 07/03/18  | 631.12       | 630.82    | 621.12    | 601.12    | 13.18                        | 0.02                          | 13.20                      | 13.48                    | 617.64                 | 1.09                             | 16.52                 | No   |                       |
| RW-08   | 08/08/18  | 631.12       | 630.82    | 621.12    | 601.12    | 14.16                        | 0.04                          | 14.20                      | 14.47                    | 616.65                 | -0.98                            | 15.54                 | No   |                       |
| RW-08   | 08/16/18  | 631.12       | 630.82    | 621.12    | 601.12    | 14.45                        | 0.10                          | 14.55                      | 14.77                    | 616.35                 | -0.30                            | 15.25                 | No   |                       |
| RW-08   | 10/02/18  | 631.12       | 630.82    | 621.12    | 601.12    | 14.17                        | 0.01                          | 14.18                      | 14.47                    | 616.65                 | 0.30                             | 15.53                 | No   |                       |
| RW-08   | 10/16/18  | 631.12       | 630.82    | 621.12    | 601.12    | NP                           | 0.00                          | 12.95                      | 13.25                    | 617.87                 | 1.22                             | 16.75                 | No   |                       |
| RW-08   | 10/22/18  | 631.12       | 630.82    | 621.12    | 601.12    | NP                           | 0.00                          | 12.99                      | 13.29                    | 617.83                 | -0.04                            | 16.71                 | No   |                       |
| RW-08   | 10/29/18  | 631.12       | 630.82    | 621.12    | 601.12    | 13.12                        | 0.01                          | 13.13                      | 13.42                    | 617.70                 | -0.13                            | 16.58                 | No   |                       |
| RW-08   | 05/02/19  | 631.12       | 630.82    | 621.12    | 601.12    | NP                           | 0.00                          | 13.88                      | 14.18                    | 616.94                 | -0.76                            | 15.82                 | No   |                       |
| RW-08   | 05/14/19  | 631.12       | 630.82    | 621.12    | 601.12    | NP                           | 0.00                          | 12.79                      | 13.09                    | 618.03                 | 1.09                             | 16.91                 | No   |                       |
| RW-08   | 05/28/19  | 631.12       | 630.82    | 621.12    | 601.12    | NP                           | 0.00                          | 11.46                      | 11.76                    | 619.36                 | 1.33                             | 18.24                 | No   |                       |
| RW-08   | 06/13/19  | 631.12       | 630.82    | 621.12    | 601.12    | NP                           | 0.00                          | 11.63                      | 11.93                    | 619.19                 | -0.17                            | 18.07                 | No   |                       |
| RW-08   | 06/24/19  | 631.12       | 630.82    | 621.12    | 601.12    | NP                           | 0.00                          | 12.40                      | 12.70                    | 618.42                 | -0.77                            | 17.30                 | No   |                       |
| RW-08   | 07/03/19  | 631.12       | 630.82    | 621.12    | 601.12    | NP                           | 0.00                          | 12.17                      | 12.47                    | 618.65                 | 0.23                             | 17.53                 | No   |                       |
| RW-08   | 07/25/19  | 631.12       | 630.82    | 621.12    | 601.12    | 13.44                        | 0.01                          | 13.45                      | 13.74                    | 617.38                 | -1.27                            | 16.26                 | No   |                       |
| RW-08   | 08/05/19  | 631.12       | 630.82    | 621.12    | 601.12    | NP                           | 0.00                          | 13.64                      | 13.94                    | 617.18                 | -0.20                            | 16.06                 | No   |                       |
| RW-08   | 08/14/19  | 631.12       | 630.82    | 621.12    | 601.12    | 14.06                        | 0.01                          | 14.07                      | 14.36                    | 616.76                 | -0.42                            | 15.64                 | No   |                       |
| RW-08   | 09/12/19  | 631.12       | 630.82    | 621.12    | 601.12    | NP                           | 0.00                          | 14.25                      | 14.55                    | 616.57                 | -0.19                            | 15.45                 | No   |                       |
| RW-08   | 10/08/19  | 631.12       | 630.82    | 621.12    | 601.12    | NP                           | 0.00                          | 12.25                      | 12.55                    | 618.57                 | 2.00                             | 17.45                 | No   |                       |
| RW-08   | 04/22/20  | 631.12       | 630.82    | 621.12    | 601.12    | NP                           | 0.00                          | 10.57                      | 10.87                    | 620.25                 | 1.68                             | 19.13                 | No   |                       |
| RW-08   | 04/30/20  | 631.12       | 630.82    | 621.12    | 601.12    | NP                           | 0.00                          | 10.79                      | 11.09                    | 620.03                 | -0.22                            | 18.91                 | No   |                       |
| RW-08   | 05/11/20  | 631.12       | 630.82    | 621.12    | 601.12    | NP                           | 0.00                          | 10.87                      | 11.17                    | 619.95                 | -0.08                            | 18.83                 | No   |                       |
| RW-08   | 05/26/20  | 631.12       | 630.82    | 621.12    | 601.12    | NP                           | 0.00                          | 11.82                      | 12.12                    | 619.00                 | -0.95                            | 17.88                 | No   |                       |
| RW-08   | 06/11/20  | 631.12       | 630.82    | 621.12    | 601.12    | NP                           | 0.00                          | 12.23                      | 12.53                    | 618.59                 | -0.41                            | 17.47                 | No   |                       |
| RW-08   | 06/22/20  | 631.12       | 630.82    | 621.12    | 601.12    | NP                           | 0.00                          | 12.80                      | 13.10                    | 618.02                 | -0.57                            | 16.90                 | No   |                       |
| RW-08   | 07/06/20  | 631.12       | 630.82    | 621.12    | 601.12    | NP                           | 0.00                          | 13.36                      | 13.66                    | 617.46                 | -0.56                            | 16.34                 | No   |                       |
| RW-08   | 07/20/20  | 631.12       | 630.82    | 621.12    | 601.12    | NP                           | 0.00                          | 13.33                      | 13.63                    | 617.49                 | 0.03                             | 16.37                 | No   |                       |
| RW-08   | 08/12/20  | 631.12       | 630.82    | 621.12    | 601.12    | NP                           | 0.00                          | 13.02                      | 13.32                    | 617.80                 | 0.31                             | 16.68                 | No   |                       |
| RW-08   | 08/25/20  | 631.12       | 630.82    | 621.12    | 601.12    | NP                           | 0.00                          | 13.22                      | 13.52                    | 617.60                 | -0.20                            | 16.48                 | No   |                       |
| RW-08   | 9/8/2020  | 631.12       | 630.82    | 621.12    | 601.12    | NP                           | 0.00                          | 13.52                      | 13.82                    | 617.30                 | -0.30                            | 16.18                 | No   |                       |
| RW-08   | 5/6/2021  | 631.12       | 630.82    | 621.12    | 601.12    | NP                           | 0.00                          | 13.56                      | 13.86                    | 617.26                 | -0.04                            | 16.14                 | No   |                       |
| RW-08   | 5/13/2021 | 631.12       | 630.82    | 621.12    | 601.12    | NP                           | 0.00                          | 13.70                      | 14.00                    | 617.12                 | -0.14                            | 16.00                 | No   |                       |
| RW-08   | 5/19/2021 | 631.12       | 630.82    | 621.12    | 601.12    | NP                           | 0.00                          | 13.87                      | 14.17                    | 616.95                 | -0.17                            | 15.83                 | No   |                       |
| RW-08   | 5/24/2021 | 631.12       | 630.82    | 621.12    | 601.12    | 13.53                        | 0.01                          | 13.54                      | 13.83                    | 617.29                 | 0.34                             | 16.17                 | No   |                       |
| RW-08   | 6/8/2021  | 631.12       | 630.82    | 621.12    | 601.12    | NP                           | 0.00                          | 13.73                      | 14.03                    | 617.09                 | -0.20                            | 15.97                 | No   |                       |
| RW-08   | 6/22/2021 | 631.12       | 630.82    | 621.12    | 601.12    | NP                           | 0.00                          | 14.18                      | 14.48                    | 616.64                 | -0.45                            | 15.52                 | No   |                       |
| RW-08   | 7/1/2021  | 631.12       | 630.82    | 621.12    | 601.12    | NP                           | 0.00                          | 14.03                      | 14.33                    | 616.79                 | 0.15                             | 15.67                 | No   |                       |
| RW-08   | 7/12/2021 | 631.12       | 630.82    | 621.12    | 601.12    | NP                           | 0.00                          | 14.22                      | 14.52                    | 616.60                 | -0.19                            | 15.48                 | No   |                       |
| RW-08   | 7/27/2021 | 631.12       | 630.82    | 621.12    | 601.12    | NP                           | 0.00                          | 14.67                      | 14.97                    | 616.15                 | -0.45                            | 15.03                 | No   |                       |
| RW-08   | 8/3/2021  | 631.12       | 630.82    | 621.12    | 601.12    | 14.67                        | 0.01                          | 14.68                      | 14.97                    | 616.15                 | 0.00                             | 15.03                 | No   |                       |
| RW-08   | 8/24/2021 | 631.12       | 630.82    | 621.12    | 601.12    | 15.10                        | 0.03                          | 15.13                      | 15.41                    | 615.71                 | -0.43                            | 14.60                 | No   |                       |
| RW-08   | 9/14/2021 | 631.12       | 630.82    | 621.12    | 601.12    | 15.22                        | 0.03                          | 15.25                      | 15.53                    | 615.59                 | -0.12                            | 14.48                 | No   |                       |

**Table 4**  
**Groundwater and LNAPL Gauging Data - Barge Dock**  
**Former Amoco Terminal**  
**Superior, Wisconsin**

| Well ID | Date      | Ground Elev. | TOC Elev. | TOS Elev. | BOS Elev. | Depth to Product (feet BTOC) | Free Product Thickness (feet) | Depth to Water (feet BTOC) | Corrected DTW (feet bgs) | Corrected GW Elevation | Change in Corrected GW Elevation | Liquid in Well (feet) | Screen Submerged Below Water Table? (YES/NO) | Comments/Observations |
|---------|-----------|--------------|-----------|-----------|-----------|------------------------------|-------------------------------|----------------------------|--------------------------|------------------------|----------------------------------|-----------------------|--|-----------------------|
| RW-08   | 9/28/2021 | 631.12       | 630.82    | 621.12    | 601.12    | 15.11                        | 0.02                          | 15.13                      | 15.41                    | 615.71                 | 0.11                             | 14.59                 | No   |                       |
| RW-09   | 09/10/15  | 631.17       | 631.02    | 621.17    | 601.17    | NP                           | 0.00                          | 15.28                      | 15.43                    | 615.74                 | NA                               | 14.57                 | No   |                       |
| RW-09   | 09/14/15  | 631.17       | 631.02    | 621.17    | 601.17    | NP                           | 0.00                          | 15.18                      | 15.33                    | 615.84                 | 0.10                             | 14.67                 | No   |                       |
| RW-09   | 10/01/15  | 631.17       | 631.02    | 621.17    | 601.17    | NP                           | 0.00                          | 14.40                      | 14.55                    | 616.62                 | 0.78                             | 15.45                 | No   |                       |
| RW-09   | 10/05/15  | 631.17       | 631.02    | 621.17    | 601.17    | NP                           | 0.00                          | 14.30                      | 14.45                    | 616.72                 | 0.10                             | 15.55                 | No   |                       |
| RW-09   | 04/11/16  | 631.17       | 631.02    | 621.17    | 601.17    | 13.66                        | 1.66                          | 15.32                      | 14.18                    | 616.99                 | 0.27                             | 16.19                 | No   |                       |
| RW-09   | 05/23/16  | 631.17       | 631.02    | 621.17    | 601.17    | 11.15                        | 5.13                          | 16.28                      | 12.46                    | 618.71                 | 1.73                             | 18.70                 | No   |                       |
| RW-09   | 07/15/16  | 631.17       | 631.02    | 621.17    | 601.17    | 11.94                        | 0.24                          | 12.18                      | 12.14                    | 619.03                 | 0.31                             | 17.91                 | No   |                       |
| RW-09   | 07/21/16  | 631.17       | 631.02    | 621.17    | 601.17    | 11.97                        | 0.30                          | 12.27                      | 12.19                    | 618.98                 | -0.04                            | 17.88                 | No   |                       |
| RW-09   | 07/25/16  | 631.17       | 631.02    | 621.17    | 601.17    | 12.18                        | 0.44                          | 12.62                      | 12.43                    | 618.74                 | -0.24                            | 17.67                 | No   |                       |
| RW-09   | 08/01/16  | 631.17       | 631.02    | 621.17    | 601.17    | 12.63                        | 1.22                          | 13.85                      | 13.06                    | 618.11                 | -0.63                            | 17.22                 | No   |                       |
| RW-09   | 08/09/16  | 631.17       | 631.02    | 621.17    | 601.17    | 12.79                        | 1.36                          | 14.15                      | 13.25                    | 617.92                 | -0.19                            | 17.06                 | No   |                       |
| RW-09   | 08/18/16  | 631.17       | 631.02    | 621.17    | 601.17    | 13.23                        | 0.16                          | 13.39                      | 13.42                    | 617.75                 | -0.17                            | 16.62                 | No   |                       |
| RW-09   | 08/29/16  | 631.17       | 631.02    | 621.17    | 601.17    | 13.59                        | 0.35                          | 13.94                      | 13.82                    | 617.35                 | -0.40                            | 16.26                 | No   |                       |
| RW-09   | 09/02/16  | 631.17       | 631.02    | 621.17    | 601.17    | 13.76                        | 0.02                          | 13.78                      | 13.91                    | 617.26                 | -0.10                            | 16.09                 | No   |                       |
| RW-09   | 09/20/16  | 631.17       | 631.02    | 621.17    | 601.17    | 13.26                        | 0.74                          | 14.00                      | 13.58                    | 617.59                 | 0.34                             | 16.59                 | No   |                       |
| RW-09   | 10/03/16  | 631.17       | 631.02    | 621.17    | 601.17    | 13.60                        | 0.94                          | 14.54                      | 13.96                    | 617.21                 | -0.39                            | 16.25                 | No   |                       |
| RW-09   | 10/06/16  | 631.17       | 631.02    | 621.17    | 601.17    | 13.80                        | 1.01                          | 14.81                      | 14.18                    | 616.99                 | -0.22                            | 16.05                 | No   |                       |
| RW-09   | 10/13/16  | 631.17       | 631.02    | 621.17    | 601.17    | 13.86                        | 1.03                          | 14.89                      | 14.24                    | 616.93                 | -0.06                            | 15.99                 | No   |                       |
| RW-09   | 05/02/17  | 631.17       | 631.02    | 621.17    | 601.17    | 12.94                        | 0.70                          | 13.64                      | 13.25                    | 617.92                 | 0.99                             | 16.91                 | No   |                       |
| RW-09   | 05/18/17  | 631.17       | 631.02    | 621.17    | 601.17    | 12.39                        | 0.29                          | 12.68                      | 12.61                    | 618.56                 | 0.64                             | 17.46                 | No   |                       |
| RW-09   | 05/22/17  | 631.17       | 631.02    | 621.17    | 601.17    | NP                           | 0.00                          | 10.96                      | 11.11                    | 620.06                 | 1.50                             | 18.89                 | No   |                       |
| RW-09   | 05/25/17  | 631.17       | 631.02    | 621.17    | 601.17    | 10.81                        | 0.26                          | 11.07                      | 11.02                    | 620.15                 | 0.09                             | 19.04                 | No   |                       |
| RW-09   | 05/31/17  | 631.17       | 631.02    | 621.17    | 601.17    | 10.81                        | 0.24                          | 11.05                      | 11.01                    | 620.16                 | 0.00                             | 19.04                 | No   |                       |
| RW-09   | 08/30/17  | 631.17       | 631.02    | 621.17    | 601.17    | 10.20                        | 0.30                          | 10.50                      | 10.42                    | 620.75                 | 0.60                             | 19.65                 | No   |                       |
| RW-09   | 09/19/17  | 631.17       | 631.02    | 621.17    | 601.17    | 11.71                        | 0.32                          | 12.03                      | 11.93                    | 619.24                 | -1.51                            | 18.14                 | No   |                       |
| RW-09   | 05/14/18  | 631.17       | 631.02    | 621.17    | 601.17    | 14.72                        | 0.48                          | 15.20                      | 14.98                    | 616.19                 | -3.05                            | 15.13                 | No   |                       |
| RW-09   | 05/23/18  | 631.17       | 631.02    | 621.17    | 601.17    | 14.85                        | 0.48                          | 15.33                      | 15.11                    | 616.06                 | -0.13                            | 15.00                 | No   |                       |
| RW-09   | 05/24/18  | 631.17       | 631.02    | 621.17    | 601.17    | 14.85                        | 0.40                          | 15.25                      | 15.09                    | 616.08                 | 0.02                             | 15.00                 | No   |                       |
| RW-09   | 05/30/18  | 631.17       | 631.02    | 621.17    | 601.17    | 14.49                        | 0.37                          | 14.86                      | 14.72                    | 616.45                 | 0.37                             | 15.36                 | No   |                       |
| RW-09   | 07/03/18  | 631.17       | 631.02    | 621.17    | 601.17    | 13.43                        | 0.15                          | 13.58                      | 13.61                    | 617.56                 | 1.11                             | 16.42                 | No   |                       |
| RW-09   | 08/08/18  | 631.17       | 631.02    | 621.17    | 601.17    | 14.42                        | 0.14                          | 14.56                      | 14.60                    | 616.57                 | -0.99                            | 15.43                 | No   |                       |
| RW-09   | 08/16/18  | 631.17       | 631.02    | 621.17    | 601.17    | 14.71                        | 0.18                          | 14.89                      | 14.90                    | 616.27                 | -0.30                            | 15.14                 | No   |                       |
| RW-09   | 10/02/18  | 631.17       | 631.02    | 621.17    | 601.17    | 14.44                        | 0.06                          | 14.50                      | 14.60                    | 616.57                 | 0.30                             | 15.41                 | No   |                       |
| RW-09   | 10/16/18  | 631.17       | 631.02    | 621.17    | 601.17    | 13.18                        | 0.01                          | 13.19                      | 13.33                    | 617.84                 | 1.27                             | 16.67                 | No   |                       |
| RW-09   | 10/22/18  | 631.17       | 631.02    | 621.17    | 601.17    | NP                           | 0.00                          | 13.21                      | 13.36                    | 617.81                 | -0.03                            | 16.64                 | No   |                       |
| RW-09   | 10/29/18  | 631.17       | 631.02    | 621.17    | 601.17    | 13.35                        | 0.02                          | 13.37                      | 13.50                    | 617.67                 | -0.14                            | 16.50                 | No   |                       |
| RW-09   | 05/02/19  | 631.17       | 631.02    | 621.17    | 601.17    | 13.95                        | 0.05                          | 14.00                      | 14.11                    | 617.06                 | -0.61                            | 15.90                 | No   |                       |
| RW-09   | 05/14/19  | 631.17       | 631.02    | 621.17    | 601.17    | NP                           | 0.00                          | 12.85                      | 13.00                    | 618.17                 | 1.11                             | 17.00                 | No   |                       |
| RW-09   | 05/28/19  | 631.17       | 631.02    | 621.17    | 601.17    | NP                           | 0.00                          | 11.64                      | 11.79                    | 619.38                 | 1.21                             | 18.21                 | No   |                       |
| RW-09   | 06/13/19  | 631.17       | 631.02    | 621.17    | 601.17    | NP                           | 0.00                          | 11.88                      | 12.03                    | 619.14                 | -0.24                            | 17.97                 | No   |                       |
| RW-09   | 06/24/19  | 631.17       | 631.02    | 621.17    | 601.17    | NP                           | 0.00                          | 12.68                      | 12.83                    | 618.34                 | -0.80                            | 17.17                 | No   |                       |

**Table 4**  
**Groundwater and LNAPL Gauging Data - Barge Dock**  
Former Amoco Terminal  
Superior, Wisconsin

| Well ID | Date      | Ground Elev. | TOC Elev. | TOS Elev. | BOS Elev. | Depth to Product (feet BTOC) | Free Product Thickness (feet) | Depth to Water (feet BTOC) | Corrected DTW (feet bgs) | Corrected GW Elevation | Change in Corrected GW Elevation | Liquid in Well (feet) | Screen Submerged Below Water Table? (YES/NO) | Comments/Observations |
|---------|-----------|--------------|-----------|-----------|-----------|------------------------------|-------------------------------|----------------------------|--------------------------|------------------------|----------------------------------|-----------------------|--|-----------------------|
| RW-09   | 07/03/19  | 631.17       | 631.02    | 621.17    | 601.17    | NP                           | 0.00                          | 12.41                      | 12.56                    | 618.61                 | 0.27                             | 17.44                 | No   |                       |
| RW-09   | 07/25/19  | 631.17       | 631.02    | 621.17    | 601.17    | 13.69                        | 0.01                          | 13.70                      | 13.84                    | 617.33                 | -1.28                            | 16.16                 | No   |                       |
| RW-09   | 08/05/19  | 631.17       | 631.02    | 621.17    | 601.17    | 13.89                        | 0.02                          | 13.91                      | 14.04                    | 617.13                 | -0.20                            | 15.96                 | No   |                       |
| RW-09   | 08/14/19  | 631.17       | 631.02    | 621.17    | 601.17    | 14.32                        | 0.05                          | 14.37                      | 14.48                    | 616.69                 | -0.44                            | 15.53                 | No   |                       |
| RW-09   | 09/12/19  | 631.17       | 631.02    | 621.17    | 601.17    | 14.46                        | 0.04                          | 14.50                      | 14.62                    | 616.55                 | -0.14                            | 15.39                 | No   |                       |
| RW-09   | 10/08/19  | 631.17       | 631.02    | 621.17    | 601.17    | NP                           | 0.00                          | 12.44                      | 12.59                    | 618.58                 | 2.03                             | 17.41                 | No   |                       |
| RW-09   | 05/26/20  | 631.17       | 631.02    | 621.17    | 601.17    | NP                           | 0.00                          | 12.04                      | 12.19                    | 618.98                 | 0.40                             | 17.81                 | No   |                       |
| RW-09   | 04/22/20  | 631.17       | 631.02    | 621.17    | 601.17    | NP                           | 0.00                          | 10.81                      | 10.96                    | 620.21                 | 1.23                             | 19.04                 | No   |                       |
| RW-09   | 04/30/20  | 631.17       | 631.02    | 621.17    | 601.17    | NP                           | 0.00                          | 10.99                      | 11.14                    | 620.03                 | -0.18                            | 18.86                 | No   |                       |
| RW-09   | 05/11/20  | 631.17       | 631.02    | 621.17    | 601.17    | NP                           | 0.00                          | 11.09                      | 11.24                    | 619.93                 | -0.10                            | 18.76                 | No   |                       |
| RW-09   | 05/26/20  | 631.17       | 631.02    | 621.17    | 601.17    | NP                           | 0.00                          | 12.04                      | 12.19                    | 618.98                 | -0.95                            | 17.81                 | No   |                       |
| RW-09   | 06/11/20  | 631.17       | 631.02    | 621.17    | 601.17    | NP                           | 0.00                          | 12.47                      | 12.62                    | 618.55                 | -0.43                            | 17.38                 | No   |                       |
| RW-09   | 06/22/20  | 631.17       | 631.02    | 621.17    | 601.17    | NP                           | 0.00                          | 13.02                      | 13.17                    | 618.00                 | -0.55                            | 16.83                 | No   |                       |
| RW-09   | 07/06/20  | 631.17       | 631.02    | 621.17    | 601.17    | NP                           | 0.00                          | 13.59                      | 13.74                    | 617.43                 | -0.57                            | 16.26                 | No   |                       |
| RW-09   | 07/20/20  | 631.17       | 631.02    | 621.17    | 601.17    | NP                           | 0.00                          | 13.55                      | 13.70                    | 617.47                 | 0.04                             | 16.30                 | No   |                       |
| RW-09   | 08/12/20  | 631.17       | 631.02    | 621.17    | 601.17    | NP                           | 0.00                          | 13.23                      | 13.38                    | 617.79                 | 0.32                             | 16.62                 | No   |                       |
| RW-09   | 08/25/20  | 631.17       | 631.02    | 621.17    | 601.17    | NP                           | 0.00                          | 13.44                      | 13.59                    | 617.58                 | -0.21                            | 16.41                 | No   |                       |
| RW-09   | 09/08/20  | 631.17       | 631.02    | 621.17    | 601.17    | NP                           | 0.00                          | 13.74                      | 13.89                    | 617.28                 | -0.30                            | 16.11                 | No   |                       |
| RW-09   | 05/06/21  | 631.17       | 631.02    | 621.17    | 601.17    | NP                           | 0.00                          | 13.68                      | 13.83                    | 617.34                 | 0.06                             | 16.17                 | No   |                       |
| RW-09   | 05/13/21  | 631.17       | 631.02    | 621.17    | 601.17    | NP                           | 0.00                          | 13.84                      | 13.99                    | 617.18                 | -0.16                            | 16.01                 | No   |                       |
| RW-09   | 05/19/21  | 631.17       | 631.02    | 621.17    | 601.17    | NP                           | 0.00                          | 14.01                      | 14.16                    | 617.01                 | -0.17                            | 15.84                 | No   |                       |
| RW-09   | 05/24/21  | 631.17       | 631.02    | 621.17    | 601.17    | 13.63                        | 0.01                          | 13.64                      | 13.78                    | 617.39                 | 0.38                             | 16.22                 | No   |                       |
| RW-09   | 6/8/2020  | 631.17       | 631.02    | 621.17    | 601.17    | NP                           | 0.00                          | 13.85                      | 14.00                    | 617.17                 | -0.22                            | 16.00                 | No   |                       |
| RW-09   | 6/22/2021 | 631.17       | 631.02    | 621.17    | 601.17    | 14.29                        | 0.02                          | 14.31                      | 14.44                    | 616.73                 | -0.44                            | 15.56                 | No   |                       |
| RW-09   | 7/1/2021  | 631.17       | 631.02    | 621.17    | 601.17    | NP                           | 0.00                          | 14.15                      | 14.30                    | 616.87                 | 0.14                             | 15.70                 | No   |                       |
| RW-09   | 7/12/2021 | 631.17       | 631.02    | 621.17    | 601.17    | 14.33                        | 0.01                          | 14.34                      | 14.48                    | 616.69                 | -0.18                            | 15.52                 | No   |                       |
| RW-09   | 7/27/2021 | 631.17       | 631.02    | 621.17    | 601.17    | NP                           | 0.00                          | 14.78                      | 14.93                    | 616.24                 | -0.45                            | 15.07                 | No   |                       |
| RW-09   | 8/3/2021  | 631.17       | 631.02    | 621.17    | 601.17    | 14.78                        | 0.02                          | 14.80                      | 14.93                    | 616.24                 | 0.00                             | 15.07                 | No   |                       |
| RW-09   | 8/24/2021 | 631.17       | 631.02    | 621.17    | 601.17    | 15.21                        | 0.02                          | 15.23                      | 15.36                    | 615.81                 | -0.43                            | 14.64                 | No   |                       |
| RW-09   | 9/14/2021 | 631.17       | 631.02    | 621.17    | 601.17    | 15.33                        | 0.02                          | 15.35                      | 15.48                    | 615.69                 | -0.12                            | 14.52                 | No   |                       |
| RW-09   | 9/28/2021 | 631.17       | 631.02    | 621.17    | 601.17    | 15.25                        | 0.02                          | 15.27                      | 15.40                    | 615.77                 | 0.08                             | 14.60                 | No   |                       |
| MRW-1   | 2/19/2003 | 626.10       | 630.41    | 610.10    | 605.10    | 17.39                        | 0.13                          | 17.52                      | 13.11                    | 612.99                 | NA                               | 7.92                  | Yes  |                       |
| MRW-1   | 3/13/2003 | 626.10       | 630.41    | 610.10    | 605.10    | 17.72                        | 0.11                          | 17.83                      | 13.43                    | 612.67                 | -0.33                            | 7.59                  | Yes  |                       |
| MRW-1   | 4/9/2003  | 626.10       | 630.41    | 610.10    | 605.10    | 17.55                        | 0.02                          | 17.57                      | 13.24                    | 612.86                 | 0.19                             | 7.76                  | Yes  |                       |
| MRW-1   | 4/18/2003 | 626.10       | 630.41    | 610.10    | 605.10    | 17.55                        | 0.04                          | 17.59                      | 13.25                    | 612.85                 | 0.00                             | 7.76                  | Yes  |                       |
| MRW-1   | 4/25/2003 | 626.10       | 630.41    | 610.10    | 605.10    | 17.1                         | 0.04                          | 17.14                      | 12.80                    | 613.30                 | 0.45                             | 8.21                  | Yes  |                       |
| MRW-1   | 5/15/2003 | 626.10       | 630.41    | 610.10    | 605.10    | 16.45                        | 0.20                          | 16.65                      | 12.18                    | 613.92                 | 0.62                             | 8.86                  | Yes  |                       |
| MRW-1   | 6/10/2003 | 626.10       | 630.41    | 610.10    | 605.10    | 16.11                        | 0.18                          | 16.29                      | 11.84                    | 614.26                 | 0.34                             | 9.20                  | Yes  |                       |
| MRW-1   | 7/2/2003  | 626.10       | 630.41    | 610.10    | 605.10    | 15.74                        | 0.42                          | 16.16                      | 11.52                    | 614.58                 | 0.32                             | 9.57                  | Yes  |                       |
| MRW-1   | 7/7/2003  | 626.10       | 630.41    | 610.10    | 605.10    | 15.65                        | 0.70                          | 16.35                      | 11.49                    | 614.61                 | 0.03                             | 9.66                  | Yes  |                       |
| MRW-1   | 7/30/2003 | 626.10       | 630.41    | 610.10    | 605.10    | 15.73                        | 0.70                          | 16.43                      | 11.57                    | 614.53                 | -0.08                            | 9.58                  | Yes  |                       |
| MRW-1   | 8/12/2003 | 626.10       | 630.41    | 610.10    | 605.10    | 16.24                        | 0.98                          | 17.22                      | 12.14                    | 613.96                 | -0.57                            | 9.07                  | Yes  |                       |

**Table 4**  
**Groundwater and LNAPL Gauging Data - Barge Dock**  
**Former Amoco Terminal**  
**Superior, Wisconsin**

| Well ID | Date       | Ground Elev. | TOC Elev. | TOS Elev. | BOS Elev. | Depth to Product (feet BTOC) | Free Product Thickness (feet) | Depth to Water (feet BTOC) | Corrected DTW (feet bgs) | Corrected GW Elevation | Change in Corrected GW Elevation | Liquid in Well (feet) | Screen Submerged Below Water Table? (YES/NO) | Comments/Observations |
|---------|------------|--------------|-----------|-----------|-----------|------------------------------|-------------------------------|----------------------------|--------------------------|------------------------|----------------------------------|-----------------------|--|-----------------------|
| MRW-1   | 9/8/2003   | 626.10       | 630.41    | 610.10    | 605.10    | 16.1                         | <b>4.80</b>                   | 20.90                      | 12.82                    | 613.28                 | -0.68                            | 9.21                  | Yes  |                       |
| MRW-1   | 10/2/2003  | 626.10       | 630.41    | 610.10    | 605.10    | 16.97                        | <b>0.15</b>                   | 17.12                      | 12.69                    | 613.41                 | 0.13                             | 8.34                  | Yes  |                       |
| MRW-1   | 10/20/2003 | 626.10       | 630.41    | 610.10    | 605.10    | 17.02                        | <b>0.13</b>                   | 17.15                      | 12.74                    | 613.36                 | -0.05                            | 8.29                  | Yes  |                       |
| MRW-1   | 12/3/2003  | 626.10       | 630.41    | 610.10    | 605.10    | 17.54                        | <b>0.04</b>                   | 17.58                      | 13.24                    | 612.86                 | -0.50                            | 7.77                  | Yes  |                       |
| MRW-1   | 1/8/2004   | 626.10       | 630.41    | 610.10    | 605.10    | 17.93                        | <b>0.48</b>                   | 18.41                      | 13.72                    | 612.38                 | -0.48                            | 7.38                  | Yes  |                       |
| MRW-1   | 1/20/2004  | 626.10       | 630.41    | 610.10    | 605.10    | 18.05                        | <b>0.28</b>                   | 18.33                      | 13.80                    | 612.30                 | -0.08                            | 7.26                  | Yes  |                       |
| MRW-1   | 2/24/2004  | 626.10       | 630.41    | 610.10    | 605.10    | 18.42                        | <b>0.02</b>                   | 18.44                      | 14.11                    | 611.99                 | -0.31                            | 6.89                  | Yes  |                       |
| MRW-1   | 3/22/2004  | 626.10       | 630.41    | 610.10    | 605.10    | 18.04                        | <b>0.05</b>                   | 18.09                      | 13.74                    | 612.36                 | 0.37                             | 7.27                  | Yes  |                       |
| MRW-1   | 4/19/2004  | 626.10       | 630.41    | 610.10    | 605.10    | 16.9                         | <b>0.12</b>                   | 17.02                      | 12.62                    | 613.48                 | 1.12                             | 8.41                  | Yes  |                       |
| MRW-1   | 5/18/2004  | 626.10       | 630.41    | 610.10    | 605.10    | 16.27                        | <b>0.09</b>                   | 16.36                      | 11.98                    | 614.12                 | 0.64                             | 9.04                  | Yes  |                       |
| MRW-1   | 6/17/2004  | 626.10       | 630.41    | 610.10    | 605.10    | 15.4                         | <b>0.10</b>                   | 15.50                      | 11.11                    | 614.99                 | 0.87                             | 9.91                  | Yes  |                       |
| MRW-1   | 6/28/2004  | 626.10       | 630.41    | 610.10    | 605.10    | 15.96                        | <b>0.03</b>                   | 15.99                      | 11.66                    | 614.44                 | -0.54                            | 9.35                  | Yes  |                       |
| MRW-1   | 7/27/2004  | 626.10       | 630.41    | 610.10    | 605.10    | 15.98                        | <b>0.07</b>                   | 16.05                      | 11.69                    | 614.41                 | -0.03                            | 9.33                  | Yes  |                       |
| MRW-1   | 8/24/2004  | 626.10       | 630.41    | 610.10    | 605.10    | 16.03                        | <b>0.84</b>                   | 16.87                      | 11.90                    | 614.20                 | -0.22                            | 9.28                  | Yes  |                       |
| MRW-1   | 9/8/2004   | 626.10       | 630.41    | 610.10    | 605.10    | 15.9                         | <b>0.61</b>                   | 16.51                      | 11.72                    | 614.38                 | 0.18                             | 9.41                  | Yes  |                       |
| MRW-1   | 9/9/2004   | 626.10       | 630.41    | 610.10    | 605.10    | 15.87                        | <b>0.24</b>                   | 16.11                      | 11.61                    | 614.49                 | 0.11                             | 9.44                  | Yes  |                       |
| MRW-1   | 9/28/2004  | 626.10       | 630.41    | 610.10    | 605.10    | 15.14                        | <b>0.26</b>                   | 15.40                      | 10.89                    | 615.21                 | 0.73                             | 10.17                 | Yes  |                       |
| MRW-1   | 10/20/2004 | 626.10       | 630.41    | 610.10    | 605.10    | 15.58                        | <b>0.01</b>                   | 15.59                      | 11.27                    | 614.83                 | -0.39                            | 9.73                  | Yes  |                       |
| MRW-1   | 11/23/2004 | 626.10       | 630.41    | 610.10    | 605.10    | 15.04                        | <b>0.71</b>                   | 15.75                      | 10.88                    | 615.22                 | 0.39                             | 10.27                 | Yes  |                       |
| MRW-1   | 1/5/2005   | 626.10       | 630.41    | 610.10    | 605.10    | 15.94                        | <b>0.74</b>                   | 16.68                      | 11.79                    | 614.31                 | -0.91                            | 9.37                  | Yes  |                       |
| MRW-1   | 2/26/2005  | 626.10       | 630.41    | 610.10    | 605.10    | 16.76                        | <b>0.16</b>                   | 16.92                      | 12.48                    | 613.62                 | -0.70                            | 8.55                  | Yes  |                       |
| MRW-1   | 3/29/2005  | 626.10       | 630.41    | 610.10    | 605.10    | NP                           | <b>0.00</b>                   |                            |                          |                        |                                  |                       |  |                       |
| MRW-1   | 4/29/2005  | 626.10       | 630.41    | 610.10    | 605.10    | 14.87                        | <b>0.40</b>                   | 15.27                      | 10.65                    | 615.45                 | 1.84                             | 10.44                 | Yes  |                       |
| MRW-1   | 5/31/2005  | 626.10       | 630.41    | 610.10    | 605.10    | 14.22                        | <b>0.34</b>                   | 14.56                      | 9.98                     | 616.12                 | 0.66                             | 11.09                 | Yes  |                       |
| MRW-1   | 6/28/2005  | 626.10       | 630.41    | 610.10    | 605.10    | 13.63                        | <b>0.38</b>                   | 14.01                      | 9.40                     | 616.70                 | 0.58                             | 11.68                 | Yes  |                       |
| MRW-1   | 7/28/2005  | 626.10       | 630.41    | 610.10    | 605.10    | 14.88                        | <b>0.44</b>                   | 15.32                      | 10.66                    | 615.44                 | -1.26                            | 10.43                 | Yes  |                       |
| MRW-1   | 8/11/2005  | 626.10       | 630.41    | 610.10    | 605.10    | 15.39                        | <b>0.12</b>                   | 15.51                      | 11.11                    | 614.99                 | -0.44                            | 9.92                  | Yes  |                       |
| MRW-1   | 9/1/2005   | 626.10       | 630.41    | 610.10    | 605.10    | 16.12                        | <b>0.26</b>                   | 16.38                      | 11.87                    | 614.23                 | -0.76                            | 9.19                  | Yes  |                       |
| MRW-1   | 9/16/2005  | 626.10       | 630.41    | 610.10    | 605.10    | 16.23                        | <b>0.19</b>                   | 16.42                      | 11.96                    | 614.14                 | -0.09                            | 9.08                  | Yes  |                       |
| MRW-1   | 10/6/2005  | 626.10       | 630.41    | 610.10    | 605.10    | 14.63                        | <b>0.21</b>                   | 14.84                      | 10.37                    | 615.73                 | 1.60                             | 10.68                 | Yes  |                       |
| MRW-1   | 10/24/2005 | 626.10       | 630.41    | 610.10    | 605.10    | 14.61                        | <b>0.18</b>                   | 14.79                      | 10.34                    | 615.76                 | 0.03                             | 10.70                 | Yes  |                       |
| MRW-1   | 11/23/2005 | 626.10       | 630.41    | 610.10    | 605.10    | 13.99                        | <b>0.12</b>                   | 14.11                      | 9.71                     | 616.39                 | 0.63                             | 11.32                 | Yes  |                       |
| MRW-1   | 12/14/2005 | 626.10       | 630.41    | 610.10    | 605.10    | 14.37                        | <b>0.17</b>                   | 14.54                      | 10.10                    | 616.00                 | -0.39                            | 10.94                 | Yes  |                       |
| MRW-1   | 1/5/2006   | 626.10       | 630.41    | 610.10    | 605.10    | 15.05                        | <b>0.93</b>                   | 15.98                      | 10.94                    | 615.16                 | -0.84                            | 10.26                 | Yes  |                       |
| MRW-1   | 1/19/2006  | 626.10       | 630.41    | 610.10    | 605.10    | 14.75                        | <b>1.50</b>                   | 16.25                      | 10.76                    | 615.34                 | 0.18                             | 10.56                 | Yes  |                       |
| MRW-1   | 1/30/2006  | 626.10       | 630.41    | 610.10    | 605.10    | 14.51                        | <b>3.46</b>                   | 17.97                      | 10.94                    | 615.16                 | -0.18                            | 10.80                 | Yes  |                       |
| MRW-1   | 1/31/2006  | 626.10       | 630.41    | 610.10    | 605.10    | 14.4                         | <b>3.57</b>                   | 17.97                      | 10.86                    | 615.24                 | 0.09                             | 10.91                 | Yes  |                       |
| MRW-1   | 2/3/2006   | 626.10       | 630.41    | 610.10    | 605.10    | 15.26                        | <b>0.27</b>                   | 15.53                      | 11.01                    | 615.09                 | -0.15                            | 10.05                 | Yes  |                       |
| MRW-1   | 2/9/2006   | 626.10       | 630.41    | 610.10    | 605.10    | 15.22                        | <b>0.22</b>                   | 15.44                      | 10.96                    | 615.14                 | 0.05                             | 10.09                 | Yes  |                       |
| MRW-1   | 2/16/2006  | 626.10       | 630.41    | 610.10    | 605.10    | 15.69                        | <b>0.16</b>                   | 15.85                      | 11.41                    | 614.69                 | -0.46                            | 9.62                  | Yes  |                       |
| MRW-1   | 2/28/2006  | 626.10       | 630.41    | 610.10    | 605.10    | 15.92                        | <b>0.38</b>                   | 16.30                      | 11.69                    | 614.41                 | -0.28                            | 9.39                  | Yes  |                       |
| MRW-1   | 3/16/2006  | 626.10       | 630.41    | 610.10    | 605.10    | 15.86                        | <b>0.47</b>                   | 16.33                      | 11.65                    | 614.45                 | 0.04                             | 9.45                  | Yes  |                       |
| MRW-1   | 3/27/2006  | 626.10       | 630.41    | 610.10    | 605.10    | 15.37                        | <b>0.33</b>                   | 15.70                      | 11.13                    | 614.97                 | 0.52                             | 9.94                  | Yes  |                       |

**Table 4**  
**Groundwater and LNAPL Gauging Data - Barge Dock**  
**Former Amoco Terminal**  
**Superior, Wisconsin**

| Well ID  | Date       | Ground Elev.   | TOC Elev. | TOS Elev. | BOS Elev. | Depth to Product (feet BTOC) | Free Product Thickness (feet) | Depth to Water (feet BTOC) | Corrected DTW (feet bgs) | Corrected GW Elevation | Change in Corrected GW Elevation | Liquid in Well (feet) | Screen Submerged Below Water Table? (YES/NO) | Comments/Observations    |
|--|------------|--|-----------|-----------|-----------|------------------------------|-------------------------------|----------------------------|--------------------------|------------------------|----------------------------------|-----------------------|--|--------------------------|
| MRW-1  | 4/14/2006  | 626.10   | 630.41    | 610.10    | 605.10    | 14.48                        | 0.39                          | 14.87                      | 10.25                    | 615.85                 | 0.88                             | 10.83                 | Yes  |                          |
| MRW-1  | 5/6/2006   | 626.10   | 630.41    | 610.10    | 605.10    | 14.4                         | 0.32                          | 14.72                      | 10.16                    | 615.94                 | 0.10                             | 10.91                 | Yes  |                          |
| MRW-1  | 6/1/2006   | 626.10   | 630.41    | 610.10    | 605.10    | 13.64                        | 0.36                          | 14.00                      | 9.41                     | 616.69                 | 0.75                             | 11.67                 | Yes  |                          |
| MRW-1  | 6/29/2006  | 626.10   | 630.41    | 610.10    | 605.10    | 14.9                         | 0.49                          | 15.39                      | 10.70                    | 615.40                 | -1.29                            | 10.41                 | Yes  |                          |
| MRW-1  | 7/17/2006  | 626.10   | 630.41    | 610.10    | 605.10    | 15.77                        | 0.36                          | 16.13                      | 11.54                    | 614.56                 | -0.84                            | 9.54                  | Yes  |                          |
| MRW-1  | 8/24/2006  | 626.10   | 630.41    | 610.10    | 605.10    | 16.13                        | 0.16                          | 16.29                      | 11.85                    | 614.25                 | -0.32                            | 9.18                  | Yes  |                          |
| MRW-1  | 9/1/2006   | 626.10   | 630.41    | 610.10    | 605.10    | 16.12                        | 0.26                          | 16.38                      | 11.87                    | 614.23                 | -0.01                            | 9.19                  | Yes  |                          |
| MRW-1  | 9/14/2006  | 626.10   | 630.41    | 610.10    | 605.10    | NP                           | 0.00                          | 16.77                      | 12.46                    | 613.64                 | -0.59                            | 8.54                  | Yes  |                          |
| MRW-1  | 9/16/2006  | 626.10   | 630.41    | 610.10    | 605.10    | 16.23                        | 0.19                          | 16.42                      | 11.96                    | 614.14                 | 0.50                             | 9.08                  | Yes  |                          |
| MRW-1  | 9/28/2006  | 626.10   | 630.41    | 610.10    | 605.10    | 16.44                        | 0.24                          | 16.68                      | 12.18                    | 613.92                 | -0.22                            | 8.87                  | Yes  |                          |
| MRW-1  | 11/2/2006  | 626.10   | 630.41    | 610.10    | 605.10    | 16.63                        | 0.29                          | 16.92                      | 12.38                    | 613.72                 | -0.20                            | 8.68                  | Yes  |                          |
| MRW-1  | 11/21/2006 | 626.10   | 630.41    | 610.10    | 605.10    | 16.58                        | 0.17                          | 16.75                      | 12.31                    | 613.79                 | 0.08                             | 8.73                  | Yes  |                          |
| MRW-1  | 12/14/2006 | 626.10   | 630.41    | 610.10    | 605.10    | 16.46                        | 0.36                          | 16.82                      | 12.23                    | 613.87                 | 0.08                             | 8.85                  | Yes  |                          |
| MRW-1  | 12/28/2006 | 626.10   | 630.41    | 610.10    | 605.10    | 16.89                        | 1.12                          | 18.01                      | 12.82                    | 613.28                 | -0.59                            | 8.42                  | Yes  |                          |
| MRW-1  | 1/4/2007   | 626.10   | 630.41    | 610.10    | 605.10    | 16.15                        | 0.70                          | 16.85                      | 11.99                    | 614.11                 | 0.83                             | 9.16                  | Yes  |                          |
| MRW-1  | 1/18/2007  | 626.10   | 630.41    | 610.10    | 605.10    | 16.74                        | 0.24                          | 16.98                      | 12.48                    | 613.62                 | -0.49                            | 8.57                  | Yes  |                          |
| MRW-1  | 2/1/2007   | 626.10   | 630.41    | 610.10    | 605.10    | 17.22                        | 0.20                          | 17.42                      | 12.95                    | 613.15                 | -0.47                            | 8.09                  | Yes  | Pump currently Shut Down |
| MRW-1  | 2/22/2007  | 626.10   | 630.41    | 610.10    | 605.10    | 17.84                        | 0.26                          | 18.10                      | 13.59                    | 612.51                 | -0.63                            | 7.47                  | Yes  | Pump currently Shut Down |
| MRW-1  | 3/15/2007  | 626.10   | 630.41    | 610.10    | 605.10    | 17.64                        | 0.21                          | 17.85                      | 13.38                    | 612.72                 | 0.21                             | 7.67                  | Yes  |                          |
| MRW-1  | 3/29/2007  | 626.10   | 630.41    | 610.10    | 605.10    | 17.07                        | 0.25                          | 17.32                      | 12.81                    | 613.29                 | 0.56                             | 8.24                  | Yes  |                          |
| MRW-1  | 4/13/2007  | 626.10   | 630.41    | 610.10    | 605.10    | 16.35                        | 0.23                          | 16.58                      | 12.09                    | 614.01                 | 0.72                             | 8.96                  | Yes  |                          |
| MRW-1  | 4/29/2007  | 626.10   | 630.41    | 610.10    | 605.10    | 15.59                        | 0.31                          | 15.90                      | 11.35                    | 614.75                 | 0.74                             | 9.72                  | Yes  |                          |
| MRW-1  | 5/10/2007  | 626.10   | 630.41    | 610.10    | 605.10    | 15.7                         | 0.28                          | 15.98                      | 11.45                    | 614.65                 | -0.10                            | 9.61                  | Yes  |                          |
| MRW-1  | 11/21/2012 | 626.10   | 630.41    | 610.10    | 605.10    | 16.97                        | 0.18                          | 17.15                      | 12.70                    | 613.40                 | -1.25                            | 8.34                  | Yes  |                          |
| MRW-1  | 12/17/2012 | 626.10   | 630.41    | 610.10    | 605.10    | 17.15                        | 0.21                          | 17.36                      | 12.89                    | 613.21                 | -0.19                            | 8.16                  | Yes  |                          |
| <b>Well connected to Barge Dock Skimmer system</b> |            |  |           |           |           |                              |                               |                            |                          |                        |                                  |                       |  |                          |
| MRW-1  | 3/25/2013  | 626.10   | 630.41    | 610.10    | 605.10    | 18.24                        | 0.15                          | 18.39                      | 13.96                    | 612.14                 | -1.08                            | 7.07                  | Yes  |                          |
| MRW-1  | 5/6/2013   | 626.10   | 630.41    | 610.10    | 605.10    | 15.73                        | 0.13                          | 15.86                      | 11.45                    | 614.65                 | 2.51                             | 9.58                  | Yes  |                          |
| MRW-1  | 5/5/2014   | 626.10   | 630.41    | 610.10    | 605.10    | 13.2                         | 0.15                          | 13.35                      | 8.92                     | 617.18                 | 2.53                             | 12.11                 | Yes  |                          |
| MRW-1  | 7/14/2014  | 626.10   | 630.41    | 610.10    | 605.10    | 13.48                        | 0.17                          | 13.65                      | 9.21                     | 616.89                 | -0.28                            | 11.83                 | Yes  |                          |
| MRW-1  | 7/18/2014  | 626.10   | 630.41    | 610.10    | 605.10    | 13.75                        | 0.13                          | 13.88                      | 9.47                     | 616.63                 | -0.26                            | 11.56                 | Yes  |                          |
| MRW-1  | 7/23/2014  | 626.10   | 630.41    | 610.10    | 605.10    | 14.14                        | 0.13                          | 14.27                      | 9.86                     | 616.24                 | -0.39                            | 11.17                 | Yes  |                          |
| MRW-1  | 9/4/2014   | 626.10   | 630.41    | 610.10    | 605.10    | 12.56                        | 0.34                          | 12.90                      | 8.32                     | 617.78                 | 1.53                             | 12.75                 | Yes  |                          |
| MRW-1  | 2/19/2015  | 626.10   | 630.41    | 610.10    | 605.10    | 16.47                        | 0.20                          | 16.67                      | 12.20                    | 613.90                 | -3.88                            | 8.84                  | Yes  |                          |
| MRW-1  | 4/13/2015  | 626.10   | 630.41    | 610.10    | 605.10    | 16.7                         | 0.24                          | 16.94                      | 12.44                    | 613.66                 | -0.24                            | 8.61                  | Yes  |                          |
| MRW-1  | 4/17/2015  | 626.10   | 630.41    | 610.10    | 605.10    | 16.4                         | 0.15                          | 16.55                      | 12.12                    | 613.98                 | 0.32                             | 8.91                  | Yes  |                          |
| MRW-1  | 4/24/2015  | 626.10   | 630.41    | 610.10    | 605.10    | 15.89                        | 0.14                          | 16.03                      | 11.61                    | 614.49                 | 0.51                             | 9.42                  | Yes  | Bailed 1 Cup             |
| MRW-1  | 4/28/2015  | 626.10   | 630.41    | 610.10    | 605.10    | 15.72                        | 0.14                          | 15.86                      | 11.44                    | 614.66                 | 0.17                             | 9.59                  | Yes  |                          |
| MRW-1  | 4/13/2015  | 626.10   | 630.41    | 610.10    | 605.10    | 16.7                         | 0.24                          | 16.94                      | 12.44                    | 613.66                 | -1.00                            | 8.61                  | Yes  | Bailed <0.25 gallons     |
| MRW-1  | 4/17/2015  | 626.10   | 630.41    | 610.10    | 605.10    | 16.4                         | 0.15                          | 16.55                      | 12.12                    | 613.98                 | 0.32                             | 8.91                  | Yes  | Bailed <0.25 gallons     |
| MRW-1  | 4/22/2015  | 626.10   | 630.41    | 610.10    | 605.10    | 15.99                        | 0.12                          | 16.11                      | 11.71                    | 614.39                 | 0.42                             | 9.32                  | Yes  | Bailed <0.25 gallons     |
| MRW-1  | 4/28/2015  | 626.10   | 630.41    | 610.10    | 605.10    | 15.72                        | 0.14                          | 15.86                      | 11.44                    | 614.66                 | 0.27                             | 9.59                  | Yes  | Bailed <0.25 gallons     |
| MRW-1  | 5/5/2015   | Pulled and removed pumps - system shut down - moved to bailing wells |           |           |           |                              |                               |                            |                          |                        |                                  |                       | Yes  | Bailed <0.25 gallons     |

**Table 4**  
**Groundwater and LNAPL Gauging Data - Barge Dock**  
**Former Amoco Terminal**  
**Superior, Wisconsin**

| Well ID | Date       | Ground Elev. | TOC Elev. | TOS Elev. | BOS Elev. | Depth to Product (feet BTOC) | Free Product Thickness (feet) | Depth to Water (feet BTOC) | Corrected DTW (feet bgs) | Corrected GW Elevation | Change in Corrected GW Elevation | Liquid in Well (feet) | Screen Submerged Below Water Table? (YES/NO) | Comments/Observations          |
|---------|------------|--------------|-----------|-----------|-----------|------------------------------|-------------------------------|----------------------------|--------------------------|------------------------|----------------------------------|-----------------------|--|--------------------------------|
| MRW-1   | 5/9/2015   | 626.10       | 630.41    | 610.10    | 605.10    | 15.63                        | 0.12                          | 15.75                      | 11.35                    | 614.75                 | 0.09                             | 9.68                  | Yes  | Bailed <0.25 gallons (trace)   |
| MRW-1   | 5/12/2015  | 626.10       | 630.41    | 610.10    | 605.10    | 15.13                        | 0.13                          | 15.26                      | 10.85                    | 615.25                 | 0.50                             | 10.18                 | Yes  | Bailed a trace amount of LNAPL |
| MRW-1   | 5/15/2015  | 626.10       | 630.41    | 610.10    | 605.10    | 14.54                        | 0.11                          | 14.65                      | 10.25                    | 615.85                 | 0.59                             | 10.77                 | Yes  | Bailed a trace amount of LNAPL |
| MRW-1   | 5/22/2015  | 626.10       | 630.41    | 610.10    | 605.10    | 14.1                         | 0.14                          | 14.24                      | 9.82                     | 616.28                 | 0.43                             | 11.21                 | Yes  | Bailed a trace amount of LNAPL |
| MRW-1   | 5/28/2015  | 626.10       | 630.41    | 610.10    | 605.10    | 13.86                        | 0.12                          | 13.98                      | 9.58                     | 616.52                 | 0.24                             | 11.45                 | Yes  | No LNAPL bailed                |
| MRW-1   | 6/5/2015   | 626.10       | 630.41    | 610.10    | 605.10    | 14.16                        | 0.16                          | 14.32                      | 9.88                     | 616.22                 | -0.31                            | 11.15                 | Yes  | No LNAPL bailed                |
| MRW-1   | 6/9/2015   | 626.10       | 630.41    | 610.10    | 605.10    | 14.01                        | 0.13                          | 14.14                      | 9.73                     | 616.37                 | 0.16                             | 11.30                 | Yes  |                                |
| MRW-1   | 6/13/2015  | 626.10       | 630.41    | 610.10    | 605.10    | 14.45                        | 0.11                          | 14.56                      | 10.16                    | 615.94                 | -0.44                            | 10.86                 | Yes  |                                |
| MRW-1   | 6/19/2015  | 626.10       | 630.41    | 610.10    | 605.10    | 14.81                        | 0.12                          | 14.93                      | 10.53                    | 615.57                 | -0.36                            | 10.50                 | Yes  |                                |
| MRW-1   | 6/25/2015  | 626.10       | 630.41    | 610.10    | 605.10    | 14.75                        | 0.11                          | 14.86                      | 10.46                    | 615.64                 | 0.06                             | 10.56                 | Yes  |                                |
| MRW-1   | 7/2/2015   | 626.10       | 630.41    | 610.10    | 605.10    | 14.98                        | 0.08                          | 15.06                      | 10.69                    | 615.41                 | -0.22                            | 10.33                 | Yes  |                                |
| MRW-1   | 7/7/2015   | 626.10       | 630.41    | 610.10    | 605.10    | 14.71                        | 0.10                          | 14.81                      | 10.42                    | 615.68                 | 0.27                             | 10.60                 | Yes  |                                |
| MRW-1   | 7/13/2015  | 626.10       | 630.41    | 610.10    | 605.10    | 14.56                        | 0.10                          | 14.66                      | 10.27                    | 615.83                 | 0.15                             | 10.75                 | Yes  |                                |
| MRW-1   | 7/21/2015  | 626.10       | 630.41    | 610.10    | 605.10    | 15.12                        | 0.10                          | 15.22                      | 10.83                    | 615.27                 | -0.56                            | 10.19                 | Yes  |                                |
| MRW-1   | 7/27/2015  | 626.10       | 630.41    | 610.10    | 605.10    | 15.53                        | 0.09                          | 15.62                      | 11.24                    | 614.86                 | -0.41                            | 9.78                  | Yes  |                                |
| MRW-1   | 7/31/2015  | 626.10       | 630.41    | 610.10    | 605.10    | 15.72                        | 0.09                          | 15.81                      | 11.43                    | 614.67                 | -0.19                            | 9.59                  | Yes  |                                |
| MRW-1   | 8/7/2015   | 626.10       | 630.41    | 610.10    | 605.10    | 15.68                        | 0.09                          | 15.77                      | 11.39                    | 614.71                 | 0.04                             | 9.63                  | Yes  |                                |
| MRW-1   | 8/14/2015  | 626.10       | 630.41    | 610.10    | 605.10    | 15.71                        | 0.08                          | 15.79                      | 11.42                    | 614.68                 | -0.03                            | 9.60                  | Yes  |                                |
| MRW-1   | 8/24/2015  | 626.10       | 630.41    | 610.10    | 605.10    | 15.21                        | 0.09                          | 15.30                      | 10.92                    | 615.18                 | 0.50                             | 10.10                 | Yes  |                                |
| MRW-1   | 9/10/2015  | 626.10       | 630.41    | 610.10    | 605.10    | 14.86                        | 0.10                          | 14.96                      | 10.57                    | 615.53                 | 0.35                             | 10.45                 | Yes  |                                |
| MRW-1   | 9/24/2015  | 626.10       | 630.41    | 610.10    | 605.10    | 14.15                        | 0.09                          | 14.24                      | 9.86                     | 616.24                 | 0.71                             | 11.16                 | Yes  |                                |
| MRW-1   | 10/1/2015  | 626.10       | 630.41    | 610.10    | 605.10    | 13.96                        | 0.10                          | 14.06                      | 9.67                     | 616.43                 | 0.19                             | 11.35                 | Yes  |                                |
| MRW-1   | 10/29/2015 | 626.10       | 630.41    | 610.10    | 605.10    | 14.34                        | 0.10                          | 14.44                      | 10.05                    | 616.05                 | 0.52                             | 10.97                 | Yes  |                                |
| MRW-1   | 11/3/2015  | 626.10       | 630.41    | 610.10    | 605.10    | 14.21                        | 0.12                          | 14.33                      | 9.93                     | 616.17                 | 0.13                             | 11.10                 | Yes  |                                |
| MRW-1   | 10/3/2016  | 626.10       | 630.41    | 610.10    | 605.10    | 14.06                        | 0.09                          | 14.15                      | 9.77                     | 616.33                 | 0.16                             | 11.25                 | Yes  |                                |
| MRW-1   | 5/2/2017   | 626.10       | 630.41    | 610.10    | 605.10    | 12.44                        | 0.11                          | 12.55                      | 8.15                     | 617.95                 | 1.62                             | 12.87                 | Yes  |                                |
| MRW-1   | 5/22/2017  | 626.10       | 630.41    | 610.10    | 605.10    | 11.13                        | 0.06                          | 11.19                      | 6.83                     | 619.27                 | 1.32                             | 14.18                 | Yes  |                                |
| MRW-1   | 5/31/2017  | 626.10       | 630.41    | 610.10    | 605.10    | 11.21                        | 0.07                          | 11.28                      | 6.92                     | 619.18                 | -0.08                            | 14.10                 | Yes  |                                |
| MRW-1   | 5/2/2017   | 626.10       | 630.41    | 610.10    | 605.10    | 12.44                        | 0.11                          | 12.55                      | 8.15                     | 617.95                 | -1.24                            | 12.87                 | Yes  |                                |
| MRW-1   | 5/22/2017  | 626.10       | 630.41    | 610.10    | 605.10    | 11.13                        | 0.06                          | 11.19                      | 6.83                     | 619.27                 | 1.32                             | 14.18                 | Yes  |                                |
| MRW-1   | 5/31/2017  | 626.10       | 630.41    | 610.10    | 605.10    | 11.21                        | 0.07                          | 11.28                      | 6.92                     | 619.18                 | -0.08                            | 14.10                 | Yes  |                                |
| MRW-1   | 8/8/2017   | 626.10       | 630.41    | 610.10    | 605.10    | 13.03                        | 0.08                          | 13.11                      | 8.74                     | 617.36                 | -1.82                            | 12.28                 | Yes  |                                |
| MRW-1   | 8/15/2017  | 626.10       | 630.41    | 610.10    | 605.10    | 12.26                        | 0.07                          | 12.33                      | 7.97                     | 618.13                 | 0.77                             | 13.05                 | Yes  |                                |
| MRW-1   | 5/14/2018  | 626.10       | 630.41    | 610.10    | 605.10    | 14.44                        | 0.06                          | 14.50                      | 10.14                    | 615.96                 | -2.18                            | 10.87                 | Yes  |                                |
| MRW-1   | 5/28/2019  | 626.10       | 630.41    | 610.10    | 605.10    | 11.59                        | 0.06                          | 11.65                      | 7.29                     | 618.81                 | 2.85                             | 13.72                 | Yes  |                                |
| MRW-1   | 5/26/2020  | 626.10       | 630.41    | 610.10    | 605.10    | 12.75                        | 0.06                          | 12.81                      | 8.45                     | 617.65                 | -1.16                            | 12.56                 | Yes  |                                |
| MRW-1   | 5/24/2021  | 626.10       | 630.41    | 610.10    | 605.10    | 13.55                        | 0.10                          | 13.65                      | 9.26                     | 616.84                 | -0.81                            | 11.76                 | Yes  |                                |
| MRW-2   | 2/19/2003  | 627.00       | 630.85    | 610.00    | 605.00    | NP                           | 0.00                          | 17.38                      | 13.53                    | 613.47                 | NA                               | 8.47                  | Yes  |                                |
| MRW-2   | 3/13/2003  | 627.00       | 630.85    | 610.00    | 605.00    | NP                           | 0.00                          | 17.71                      | 13.86                    | 613.14                 | -0.33                            | 8.14                  | Yes  |                                |
| MRW-2   | 4/9/2003   | 627.00       | 630.85    | 610.00    | 605.00    | 17.45                        | 0.37                          | 17.82                      | 13.68                    | 613.32                 | 0.18                             | 8.40                  | Yes  |                                |
| MRW-2   | 4/18/2003  | 627.00       | 630.85    | 610.00    | 605.00    | 17.4                         | 0.50                          | 17.90                      | 13.66                    | 613.34                 | 0.02                             | 8.45                  | Yes  |                                |
| MRW-2   | 4/25/2003  | 627.00       | 630.85    | 610.00    | 605.00    | 16.97                        | 0.91                          | 17.88                      | 13.32                    | 613.68                 | 0.34                             | 8.88                  | Yes  |                                |



**Table 4**  
**Groundwater and LNAPL Gauging Data - Barge Dock**  
Former Amoco Terminal  
Superior, Wisconsin

| Well ID | Date       | Ground Elev. | TOC Elev. | TOS Elev. | BOS Elev. | Depth to Product (feet BTOC) | Free Product Thickness (feet) | Depth to Water (feet BTOC) | Corrected DTW (feet bgs) | Corrected GW Elevation | Change in Corrected GW Elevation | Liquid in Well (feet) | Screen Submerged Below Water Table? (YES/NO) | Comments/Observations |
|---------|------------|--------------|-----------|-----------|-----------|------------------------------|-------------------------------|----------------------------|--------------------------|------------------------|----------------------------------|-----------------------|--|-----------------------|
| MRW-2   | 5/15/2003  | 627.00       | 630.85    | 610.00    | 605.00    | 16.56                        | 0.24                          | 16.80                      | 12.76                    | 614.24                 | 0.55                             | 9.29                  | Yes  |                       |
| MRW-2   | 6/10/2003  | 627.00       | 630.85    | 610.00    | 605.00    | 16.18                        | 0.07                          | 16.25                      | 12.35                    | 614.65                 | 0.42                             | 9.67                  | Yes  |                       |
| MRW-2   | 7/2/2003   | 627.00       | 630.85    | 610.00    | 605.00    | 15.87                        | 0.18                          | 16.05                      | 12.06                    | 614.94                 | 0.29                             | 9.98                  | Yes  |                       |
| MRW-2   | 7/7/2003   | 627.00       | 630.85    | 610.00    | 605.00    | 15.88                        | 0.15                          | 16.03                      | 12.06                    | 614.94                 | 0.00                             | 9.97                  | Yes  |                       |
| MRW-2   | 7/30/2003  | 627.00       | 630.85    | 610.00    | 605.00    | 15.87                        | 0.41                          | 16.28                      | 12.11                    | 614.89                 | -0.05                            | 9.98                  | Yes  |                       |
| MRW-2   | 8/12/2003  | 627.00       | 630.85    | 610.00    | 605.00    | 16.21                        | 1.09                          | 17.30                      | 12.59                    | 614.41                 | -0.49                            | 9.64                  | Yes  |                       |
| MRW-2   | 9/8/2003   | 627.00       | 630.85    | 610.00    | 605.00    | 16.57                        | 2.51                          | 19.08                      | 13.26                    | 613.74                 | -0.67                            | 9.28                  | Yes  |                       |
| MRW-2   | 10/2/2003  | 627.00       | 630.85    | 610.00    | 605.00    | 17.04                        | 0.51                          | 17.55                      | 13.30                    | 613.70                 | -0.04                            | 8.81                  | Yes  |                       |
| MRW-2   | 10/20/2003 | 627.00       | 630.85    | 610.00    | 605.00    | 17.16                        | 0.25                          | 17.41                      | 13.36                    | 613.64                 | -0.06                            | 8.69                  | Yes  |                       |
| MRW-2   | 12/3/2003  | 627.00       | 630.85    | 610.00    | 605.00    | 17.24                        | 1.12                          | 18.36                      | 13.63                    | 613.37                 | -0.27                            | 8.61                  | Yes  |                       |
| MRW-2   | 1/8/2004   | 627.00       | 630.85    | 610.00    | 605.00    | 17.31                        | 3.02                          | 20.33                      | 14.11                    | 612.89                 | -0.48                            | 8.54                  | Yes  |                       |
| MRW-2   | 1/20/2004  | 627.00       | 630.85    | 610.00    | 605.00    | 17.67                        | 1.70                          | 19.37                      | 14.19                    | 612.81                 | -0.08                            | 8.18                  | Yes  |                       |
| MRW-2   | 2/24/2004  | 627.00       | 630.85    | 610.00    | 605.00    | 18.16                        | 1.22                          | 19.38                      | 14.57                    | 612.43                 | -0.39                            | 7.69                  | Yes  |                       |
| MRW-2   | 3/22/2004  | 627.00       | 630.85    | 610.00    | 605.00    | 17.94                        | 0.72                          | 18.66                      | 14.24                    | 612.76                 | 0.33                             | 7.91                  | Yes  |                       |
| MRW-2   | 4/19/2004  | 627.00       | 630.85    | 610.00    | 605.00    | 16.77                        | 1.38                          | 18.15                      | 13.22                    | 613.78                 | 1.03                             | 9.08                  | Yes  |                       |
| MRW-2   | 5/18/2004  | 627.00       | 630.85    | 610.00    | 605.00    | 16.39                        | 0.41                          | 16.80                      | 12.63                    | 614.37                 | 0.59                             | 9.46                  | Yes  |                       |
| MRW-2   | 6/17/2004  | 627.00       | 630.85    | 610.00    | 605.00    | 15.18                        | 1.38                          | 16.56                      | 11.63                    | 615.37                 | 1.00                             | 10.67                 | Yes  |                       |
| MRW-2   | 6/28/2004  | 627.00       | 630.85    | 610.00    | 605.00    | 15.91                        | 0.60                          | 16.51                      | 12.19                    | 614.81                 | -0.56                            | 9.94                  | Yes  |                       |
| MRW-2   | 7/27/2004  | 627.00       | 630.85    | 610.00    | 605.00    | 15.72                        | 1.16                          | 16.88                      | 12.12                    | 614.88                 | 0.07                             | 10.13                 | Yes  |                       |
| MRW-2   | 8/24/2004  | 627.00       | 630.85    | 610.00    | 605.00    | 16.14                        | 0.42                          | 16.56                      | 12.38                    | 614.62                 | -0.26                            | 9.71                  | Yes  |                       |
| MRW-2   | 9/8/2004   | 627.00       | 630.85    | 610.00    | 605.00    | 15.99                        | 0.45                          | 16.44                      | 12.24                    | 614.76                 | 0.14                             | 9.86                  | Yes  |                       |
| MRW-2   | 9/9/2004   | 627.00       | 630.85    | 610.00    | 605.00    | 15.95                        | 0.23                          | 16.18                      | 12.15                    | 614.85                 | 0.09                             | 9.90                  | Yes  |                       |
| MRW-2   | 9/28/2004  | 627.00       | 630.85    | 610.00    | 605.00    | 15.17                        | 0.51                          | 15.68                      | 11.43                    | 615.57                 | 0.72                             | 10.68                 | Yes  |                       |
| MRW-2   | 10/20/2004 | 627.00       | 630.85    | 610.00    | 605.00    | 15.61                        | 0.02                          | 15.63                      | 11.76                    | 615.24                 | -0.33                            | 10.24                 | Yes  |                       |
| MRW-2   | 11/23/2004 | 627.00       | 630.85    | 610.00    | 605.00    | 14.88                        | 0.88                          | 15.76                      | 11.22                    | 615.78                 | 0.55                             | 10.97                 | Yes  |                       |
| MRW-2   | 1/5/2005   | 627.00       | 630.85    | 610.00    | 605.00    | 15.89                        | 1.03                          | 16.92                      | 12.26                    | 614.74                 | -1.04                            | 9.96                  | Yes  |                       |
| MRW-2   | 2/26/2005  | 627.00       | 630.85    | 610.00    | 605.00    | 17.64                        | 0.24                          | 17.88                      | 13.84                    | 613.16                 | -1.58                            | 8.21                  | Yes  |                       |
| MRW-2   | 3/29/2005  | 627.00       | 630.85    | 610.00    | 605.00    | NP                           | 0.00                          | NP                         |                          |                        |                                  |                       |  |                       |
| MRW-2   | 4/29/2005  | 627.00       | 630.85    | 610.00    | 605.00    | 15.92                        |                               | NP                         |                          |                        |                                  |                       |  |                       |
| MRW-2   | 5/31/2005  | 627.00       | 630.85    | 610.00    | 605.00    | 14.28                        | 0.06                          | 14.34                      | 10.44                    | 616.56                 | 3.40                             | 11.57                 | Yes  |                       |
| MRW-2   | 6/28/2005  | 627.00       | 630.85    | 610.00    | 605.00    | 13.66                        | 0.16                          | 13.82                      | 9.84                     | 617.16                 | 0.60                             | 12.19                 | Yes  |                       |
| MRW-2   | 7/28/2005  | 627.00       | 630.85    | 610.00    | 605.00    | 14.94                        | 0.14                          | 15.08                      | 11.12                    | 615.88                 | -1.28                            | 10.91                 | Yes  |                       |
| MRW-2   | 8/11/2005  | 627.00       | 630.85    | 610.00    | 605.00    | 15.39                        | 0.04                          | 15.43                      | 11.55                    | 615.45                 | -0.43                            | 10.46                 | Yes  |                       |
| MRW-2   | 9/1/2005   | 627.00       | 630.85    | 610.00    | 605.00    | 16.12                        | 0.06                          | 16.18                      | 12.28                    | 614.72                 | -0.73                            | 9.73                  | Yes  |                       |
| MRW-2   | 9/16/2005  | 627.00       | 630.85    | 610.00    | 605.00    | 16.21                        |                               | -                          |                          |                        |                                  |                       |  |                       |
| MRW-2   | 10/6/2005  | 627.00       | 630.85    | 610.00    | 605.00    | 14.76                        | 0.07                          | 14.83                      | 10.93                    | 616.07                 | 1.36                             | 11.09                 | Yes  |                       |
| MRW-2   | 10/24/2005 | 627.00       | 630.85    | 610.00    | 605.00    | 14.62                        | 0.06                          | 14.68                      | 10.78                    | 616.22                 | 0.14                             | 11.23                 | Yes  |                       |
| MRW-2   | 11/23/2005 | 627.00       | 630.85    | 610.00    | 605.00    | 14                           | 0.08                          | 14.08                      | 10.17                    | 616.83                 | 0.62                             | 11.85                 | Yes  |                       |
| MRW-2   | 12/14/2005 | 627.00       | 630.85    | 610.00    | 605.00    | 14.34                        | 0.07                          | 14.41                      | 10.51                    | 616.49                 | -0.34                            | 11.51                 | Yes  |                       |
| MRW-2   | 1/5/2006   | 627.00       | 630.85    | 610.00    | 605.00    | NP                           | 0.00                          | 15.29                      | 11.44                    | 615.56                 | -0.93                            | 10.56                 | Yes  |                       |
| MRW-2   | 1/19/2006  | 627.00       | 630.85    | 610.00    | 605.00    | 14.26                        | 0.06                          | 14.32                      | 10.42                    | 616.58                 | 1.02                             | 11.59                 | Yes  |                       |
| MRW-2   | 1/30/2006  | 627.00       | 630.85    | 610.00    | 605.00    | 15.28                        | 0.05                          | 15.33                      | 11.44                    | 615.56                 | -1.02                            | 10.57                 | Yes  |                       |
| MRW-2   | 2/3/2006   | 627.00       | 630.85    | 610.00    | 605.00    | 15.32                        | 0.07                          | 15.39                      | 11.49                    | 615.51                 | -0.04                            | 10.53                 | Yes  |                       |

**Table 4**  
**Groundwater and LNAPL Gauging Data - Barge Dock**  
**Former Amoco Terminal**  
**Superior, Wisconsin**

| Well ID  | Date       | Ground Elev. | TOC Elev. | TOS Elev. | BOS Elev. | Depth to Product (feet BTOC) | Free Product Thickness (feet) | Depth to Water (feet BTOC) | Corrected DTW (feet bgs) | Corrected GW Elevation | Change in Corrected GW Elevation | Liquid in Well (feet) | Screen Submerged Below Water Table? (YES/NO) | Comments/Observations    |
|--|------------|--------------|-----------|-----------|-----------|------------------------------|-------------------------------|----------------------------|--------------------------|------------------------|----------------------------------|-----------------------|--|--------------------------|
| MRW-2  | 2/9/2006   | 627.00       | 630.85    | 610.00    | 605.00    | 15.2                         | 0.05                          | 15.25                      | 11.36                    | 615.64                 | 0.12                             | 10.65                 | Yes  |                          |
| MRW-2  | 2/16/2006  | 627.00       | 630.85    | 610.00    | 605.00    | 15.62                        | 0.04                          | 15.66                      | 11.78                    | 615.22                 | -0.42                            | 10.23                 | Yes  |                          |
| MRW-2  | 2/28/2006  | 627.00       | 630.85    | 610.00    | 605.00    | 15.93                        | 0.11                          | 16.04                      | 12.10                    | 614.90                 | -0.33                            | 9.92                  | Yes  |                          |
| MRW-2  | 3/16/2006  | 627.00       | 630.85    | 610.00    | 605.00    | 15.98                        | 0.33                          | 16.31                      | 12.20                    | 614.80                 | -0.10                            | 9.87                  | Yes  |                          |
| MRW-2  | 3/27/2006  | 627.00       | 630.85    | 610.00    | 605.00    | 15.37                        | 0.31                          | 15.68                      | 11.59                    | 615.41                 | 0.61                             | 10.48                 | Yes  |                          |
| MRW-2  | 4/14/2006  | 627.00       | 630.85    | 610.00    | 605.00    | 14.54                        | 0.31                          | 14.85                      | 10.76                    | 616.24                 | 0.83                             | 11.31                 | Yes  |                          |
| MRW-2  | 5/6/2006   | 627.00       | 630.85    | 610.00    | 605.00    | 14.47                        | 0.27                          | 14.74                      | 10.68                    | 616.32                 | 0.08                             | 11.38                 | Yes  |                          |
| MRW-2  | 6/1/2006   | 627.00       | 630.85    | 610.00    | 605.00    | 13.69                        | 0.23                          | 13.92                      | 9.89                     | 617.11                 | 0.79                             | 12.16                 | Yes  |                          |
| MRW-2  | 6/29/2006  | 627.00       | 630.85    | 610.00    | 605.00    | NP                           | 0.00                          | 15.00                      | 11.15                    | 615.85                 | -1.26                            | 10.85                 | Yes  |                          |
| MRW-2  | 7/17/2006  | 627.00       | 630.85    | 610.00    | 605.00    | 15.67                        | 0.12                          | 15.79                      | 11.85                    | 615.15                 | -0.70                            | 10.18                 | Yes  |                          |
| MRW-2  | 8/24/2006  | 627.00       | 630.85    | 610.00    | 605.00    | 16.09                        | 0.16                          | 16.25                      | 12.27                    | 614.73                 | -0.43                            | 9.76                  | Yes  |                          |
| MRW-2  | 9/1/2006   | 627.00       | 630.85    | 610.00    | 605.00    | 16.12                        | 0.06                          | 16.18                      | 12.28                    | 614.72                 | -0.01                            | 9.73                  | Yes  |                          |
| MRW-2  | 9/14/2006  | 627.00       | 630.85    | 610.00    | 605.00    | NP                           | 0.00                          | 16.69                      | 12.84                    | 614.16                 | -0.56                            | 9.16                  | Yes  |                          |
| MRW-2  | 9/28/2006  | 627.00       | 630.85    | 610.00    | 605.00    | 16.42                        | 0.10                          | 16.52                      | 12.59                    | 614.41                 | 0.25                             | 9.43                  | Yes  |                          |
| MRW-2  | 11/2/2006  | 627.00       | 630.85    | 610.00    | 605.00    | 16.45                        | 0.11                          | 16.56                      | 12.62                    | 614.38                 | -0.03                            | 9.40                  | Yes  |                          |
| MRW-2  | 11/21/2006 | 627.00       | 630.85    | 610.00    | 605.00    | 16.64                        | 0.42                          | 17.06                      | 12.88                    | 614.12                 | -0.26                            | 9.21                  | Yes  |                          |
| MRW-2  | 12/14/2006 | 627.00       | 630.85    | 610.00    | 605.00    | 16.33                        | 0.77                          | 17.10                      | 12.65                    | 614.35                 | 0.23                             | 9.52                  | Yes  |                          |
| MRW-2  | 12/28/2006 | 627.00       | 630.85    | 610.00    | 605.00    | 16.75                        | 2.00                          | 18.75                      | 13.33                    | 613.67                 | -0.68                            | 9.10                  | Yes  |                          |
| MRW-2  | 1/4/2007   | 627.00       | 630.85    | 610.00    | 605.00    | 16.08                        | 1.52                          | 17.60                      | 12.56                    | 614.44                 | 0.77                             | 9.77                  | Yes  |                          |
| MRW-2  | 1/18/2007  | 627.00       | 630.85    | 610.00    | 605.00    | NP                           | 0.00                          | 16.88                      | 13.03                    | 613.97                 | -0.47                            | 8.97                  | Yes  |                          |
| MRW-2  | 2/1/2007   | 627.00       | 630.85    | 610.00    | 605.00    | 17.2                         | 0.15                          | 17.35                      | 13.38                    | 613.62                 | -0.35                            | 8.65                  | Yes  | Pump currently Shut Down |
| MRW-2  | 2/22/2007  | 627.00       | 630.85    | 610.00    | 605.00    | 17.82                        | 0.16                          | 17.98                      | 14.00                    | 613.00                 | -0.62                            | 8.03                  | Yes  | Pump currently Shut Down |
| MRW-2  | 3/15/2007  | 627.00       | 630.85    | 610.00    | 605.00    | 17.56                        | 0.66                          | 18.22                      | 13.85                    | 613.15                 | 0.15                             | 8.29                  | Yes  |                          |
| MRW-2  | 3/29/2007  | 627.00       | 630.85    | 610.00    | 605.00    | 16.95                        | 1.15                          | 18.10                      | 13.35                    | 613.65                 | 0.50                             | 8.90                  | Yes  |                          |
| MRW-2  | 4/13/2007  | 627.00       | 630.85    | 610.00    | 605.00    | 16.37                        | 0.51                          | 16.88                      | 12.63                    | 614.37                 | 0.72                             | 9.48                  | Yes  |                          |
| MRW-2  | 4/29/2007  | 627.00       | 630.85    | 610.00    | 605.00    | 15.74                        | 0.56                          | 16.30                      | 12.01                    | 614.99                 | 0.62                             | 10.11                 | Yes  |                          |
| MRW-2  | 5/10/2007  | 627.00       | 630.85    | 610.00    | 605.00    | 15.86                        | 0.36                          | 16.22                      | 12.09                    | 614.91                 | -0.08                            | 9.99                  | Yes  |                          |
| MRW-2  | 11/21/2012 | 627.00       | 630.85    | 610.00    | 605.00    | 16.9                         | 0.28                          | 17.18                      | 13.11                    | 613.89                 | -1.02                            | 8.95                  | Yes  |                          |
| MRW-2  | 12/17/2012 | 627.00       | 630.85    | 610.00    | 605.00    | 17.11                        | 0.29                          | 17.40                      | 13.32                    | 613.68                 | -0.21                            | 8.74                  | Yes  |                          |
| <b>Well connected to Barge Dock Skimmer system</b> |            |              |           |           |           |                              |                               |                            |                          |                        |                                  |                       |  |                          |
| MRW-2  | 3/25/2013  | 627.00       | 630.85    | 610.00    | 605.00    | 18.2                         | 0.28                          | 18.48                      | 14.41                    | 612.59                 | 1.09                             | 7.65                  | Yes  |                          |
| MRW-2  | 3/25/2013  | 627.00       | 630.85    | 610.00    | 605.00    | 15.87                        | 0.29                          | 16.16                      | 12.08                    | 614.92                 | 2.33                             | 9.98                  | Yes  |                          |
| MRW-2  | 4/24/2014  | 627.00       | 630.85    | 610.00    | 605.00    | 15.95                        | 0.28                          | 16.23                      | 12.16                    | 614.84                 | -0.08                            | 9.90                  | Yes  |                          |
| MRW-2  | 5/5/2014   | 627.00       | 630.85    | 610.00    | 605.00    | 13.31                        | 0.17                          | 13.48                      | 9.50                     | 617.50                 | 2.66                             | 12.54                 | Yes  |                          |
| MRW-2  | 7/14/2014  | 627.00       | 630.85    | 610.00    | 605.00    | 13.43                        | 0.21                          | 13.64                      | 9.63                     | 617.37                 | -0.13                            | 12.42                 | Yes  |                          |
| MRW-2  | 7/18/2014  | 627.00       | 630.85    | 610.00    | 605.00    | 13.86                        | 0.03                          | 13.89                      | 10.02                    | 616.98                 | -0.39                            | 11.99                 | Yes  |                          |
| MRW-2  | 7/23/2014  | 627.00       | 630.85    | 610.00    | 605.00    | 14.03                        | 0.25                          | 14.28                      | 10.23                    | 616.77                 | -0.22                            | 11.82                 | Yes  |                          |
| MRW-2  | 9/4/2014   | 627.00       | 630.85    | 610.00    | 605.00    | 12.46                        | 0.27                          | 12.73                      | 8.67                     | 618.33                 | 1.57                             | 13.39                 | Yes  | Bailed 1 Cup             |
| MRW-2  | 2/19/2015  | 627.00       | 630.85    | 610.00    | 605.00    | 16.11                        | 0.64                          | 16.75                      | 12.40                    | 614.60                 | -3.73                            | 9.74                  | Yes  |                          |
| MRW-2  | 4/13/2015  | 627.00       | 630.85    | 610.00    | 605.00    | 16.74                        | 0.32                          | 17.06                      | 12.96                    | 614.04                 | -0.56                            | 9.11                  | Yes  | Bailed <0.25 gallons     |
| MRW-2  | 4/17/2015  | 627.00       | 630.85    | 610.00    | 605.00    | 16.42                        | 0.32                          | 16.74                      | 12.64                    | 614.36                 | 0.32                             | 9.43                  | Yes  | Bailed <0.25 gallons     |
| MRW-2  | 4/22/2015  | 627.00       | 630.85    | 610.00    | 605.00    | 16.05                        | 0.30                          | 16.35                      | 12.26                    | 614.74                 | 0.37                             | 9.80                  | Yes  | Bailed <0.25 gallons     |
| MRW-2  | 4/28/2015  | 627.00       | 630.85    | 610.00    | 605.00    | 15.78                        | 0.21                          | 15.99                      | 11.98                    | 615.02                 | 0.29                             | 10.07                 | Yes  | Bailed <0.25 gallons     |

**Table 4**  
**Groundwater and LNAPL Gauging Data - Barge Dock**  
**Former Amoco Terminal**  
**Superior, Wisconsin**

| Well ID | Date       | Ground Elev.  | TOC Elev. | TOS Elev. | BOS Elev. | Depth to Product (feet BTOC) | Free Product Thickness (feet) | Depth to Water (feet BTOC) | Corrected DTW (feet bgs) | Corrected GW Elevation | Change in Corrected GW Elevation | Liquid in Well (feet) | Screen Submerged Below Water Table? (YES/NO) | Comments/Observations          |
|---------|------------|---|-----------|-----------|-----------|------------------------------|-------------------------------|----------------------------|--------------------------|------------------------|----------------------------------|-----------------------|--|--------------------------------|
| MRW-2   | 5/5/2015   | <b>Pulled and removed pumps - system shut down - moved to bailing wells</b> |           |           |           |                              |                               |                            |                          |                        |                                  |                       |  |                                |
| MRW-2   | 5/9/2015   | 627.00  | 630.85    | 610.00    | 605.00    | 15.69                        | 0.15                          | 15.84                      | 11.87                    | 615.13                 | 0.10                             | 10.16                 | Yes  | Bailed <0.25 gallons           |
| MRW-2   | 5/12/2015  | 627.00  | 630.85    | 610.00    | 605.00    | 15.26                        | 0.19                          | 15.45                      | 11.45                    | 615.55                 | 0.42                             | 10.59                 | Yes  | Bailed <0.25 gallons (trace)   |
| MRW-2   | 5/15/2015  | 627.00  | 630.85    | 610.00    | 605.00    | 14.61                        | 0.19                          | 14.80                      | 10.80                    | 616.20                 | 0.65                             | 11.24                 | Yes  | Bailed a trace amount of LNAPL |
| MRW-2   | 5/22/2015  | 627.00  | 630.85    | 610.00    | 605.00    | 14.15                        | 0.22                          | 14.37                      | 10.35                    | 616.65                 | 0.45                             | 11.70                 | Yes  | Bailed a trace amount of LNAPL |
| MRW-2   | 5/28/2015  | 627.00  | 630.85    | 610.00    | 605.00    | 13.9                         | 0.21                          | 14.11                      | 10.10                    | 616.90                 | 0.25                             | 11.95                 | Yes  |                                |
| MRW-2   | 6/5/2015   | 627.00  | 630.85    | 610.00    | 605.00    | 14.2                         | 0.21                          | 14.41                      | 10.40                    | 616.60                 | -0.30                            | 11.65                 | Yes  | No LNAPL bailed                |
| MRW-2   | 6/9/2015   | 627.00  | 630.85    | 610.00    | 605.00    | 14.02                        | 0.19                          | 14.21                      | 10.21                    | 616.79                 | 0.18                             | 11.83                 | Yes  |                                |
| MRW-2   | 6/13/2015  | 627.00  | 630.85    | 610.00    | 605.00    | 14.44                        | 0.17                          | 14.61                      | 10.63                    | 616.37                 | -0.42                            | 11.41                 | Yes  |                                |
| MRW-2   | 6/19/2015  | 627.00  | 630.85    | 610.00    | 605.00    | 14.77                        | 0.18                          | 14.95                      | 10.96                    | 616.04                 | -0.33                            | 11.08                 | Yes  |                                |
| MRW-2   | 6/25/2015  | 627.00  | 630.85    | 610.00    | 605.00    | 14.74                        | 0.18                          | 14.92                      | 10.93                    | 616.07                 | 0.03                             | 11.11                 | Yes  |                                |
| MRW-2   | 7/2/2015   | 627.00  | 630.85    | 610.00    | 605.00    | 14.94                        | 0.16                          | 15.10                      | 11.12                    | 615.88                 | -0.20                            | 10.91                 | Yes  |                                |
| MRW-2   | 7/7/2015   | 627.00  | 630.85    | 610.00    | 605.00    | 14.72                        | 0.16                          | 14.88                      | 10.90                    | 616.10                 | 0.22                             | 11.13                 | Yes  |                                |
| MRW-2   | 7/13/2015  | 627.00  | 630.85    | 610.00    | 605.00    | 14.53                        | 0.15                          | 14.68                      | 10.71                    | 616.29                 | 0.19                             | 11.32                 | Yes  |                                |
| MRW-2   | 7/21/2015  | 627.00  | 630.85    | 610.00    | 605.00    | 15.08                        | 0.13                          | 15.21                      | 11.26                    | 615.74                 | -0.55                            | 10.77                 | Yes  |                                |
| MRW-2   | 7/27/2015  | 627.00  | 630.85    | 610.00    | 605.00    | 15.4                         | 0.11                          | 15.51                      | 11.57                    | 615.43                 | -0.32                            | 10.45                 | Yes  |                                |
| MRW-2   | 7/31/2015  | 627.00  | 630.85    | 610.00    | 605.00    | 15.59                        | 0.13                          | 15.72                      | 11.77                    | 615.23                 | -0.19                            | 10.26                 | Yes  |                                |
| MRW-2   | 8/7/2015   | 627.00  | 630.85    | 610.00    | 605.00    | 15.62                        | 0.12                          | 15.74                      | 11.80                    | 615.20                 | -0.03                            | 10.23                 | Yes  |                                |
| MRW-2   | 8/14/2015  | 627.00  | 630.85    | 610.00    | 605.00    | 15.66                        | 0.12                          | 15.78                      | 11.84                    | 615.16                 | -0.04                            | 10.19                 | Yes  |                                |
| MRW-2   | 8/24/2015  | 627.00  | 630.85    | 610.00    | 605.00    | 15.19                        | 0.12                          | 15.31                      | 11.37                    | 615.63                 | 0.47                             | 10.66                 | Yes  |                                |
| MRW-2   | 9/10/2015  | 627.00  | 630.85    | 610.00    | 605.00    | 14.88                        | 0.12                          | 15.00                      | 11.06                    | 615.94                 | 0.31                             | 10.97                 | Yes  |                                |
| MRW-2   | 9/24/2015  | 627.00  | 630.85    | 610.00    | 605.00    | 14.33                        | 0.12                          | 14.45                      | 10.51                    | 616.49                 | 0.55                             | 11.52                 | Yes  |                                |
| MRW-2   | 10/1/2015  | 627.00  | 630.85    | 610.00    | 605.00    | 14.14                        | 0.11                          | 14.25                      | 10.31                    | 616.69                 | 0.19                             | 11.71                 | Yes  |                                |
| MRW-2   | 10/29/2015 | 627.00  | 630.85    | 610.00    | 605.00    | 14.51                        | 0.13                          | 14.64                      | 10.69                    | 616.31                 | 0.37                             | 11.34                 | Yes  |                                |
| MRW-2   | 11/3/2015  | 627.00  | 630.85    | 610.00    | 605.00    | 14.36                        | 0.14                          | 14.50                      | 10.54                    | 616.46                 | 0.15                             | 11.49                 | Yes  |                                |
| MRW-2   | 10/3/2016  | 627.00  | 630.85    | 610.00    | 605.00    | 14.09                        | 0.10                          | 14.19                      | 10.26                    | 616.74                 | 0.28                             | 11.76                 | Yes  |                                |
| MRW-2   | 5/2/2017   | 627.00  | 630.85    | 610.00    | 605.00    | 12.37                        | 0.09                          | 12.46                      | 8.54                     | 618.46                 | 1.72                             | 13.48                 | Yes  |                                |
| MRW-2   | 5/22/2017  | 627.00  | 630.85    | 610.00    | 605.00    | 10.98                        | 0.09                          | 11.07                      | 7.15                     | 619.85                 | 1.39                             | 14.87                 | Yes  |                                |
| MRW-2   | 5/31/2017  | 627.00  | 630.85    | 610.00    | 605.00    | 11.08                        | 0.08                          | 11.16                      | 7.25                     | 619.75                 | -0.10                            | 14.77                 | Yes  |                                |
| MRW-2   | 8/8/2017   | 627.00  | 630.85    | 610.00    | 605.00    | 12.92                        | 0.08                          | 13.00                      | 9.09                     | 617.91                 | -1.84                            | 12.93                 | Yes  |                                |
| MRW-2   | 8/15/2017  | 627.00  | 630.85    | 610.00    | 605.00    | 12.16                        | 0.09                          | 12.25                      | 8.33                     | 618.67                 | 0.76                             | 13.69                 | Yes  |                                |
| MRW-2   | 5/14/2018  | 627.00  | 630.85    | 610.00    | 605.00    | 14.5                         | 0.06                          | 14.56                      | 10.66                    | 616.34                 | -2.33                            | 11.35                 | Yes  |                                |
| MRW-2   | 5/28/2019  | 627.00  | 630.85    | 610.00    | 605.00    | 11.53                        | 0.11                          | 11.64                      | 7.70                     | 619.30                 | 2.96                             | 14.32                 | Yes  |                                |
| MRW-2   | 10/8/2019  | 627.00  | 630.85    | 610.00    | 605.00    | 12.51                        | 0.08                          | 12.59                      | 8.68                     | 618.32                 | -0.97                            | 13.34                 | Yes  |                                |
| MRW-2   | 5/26/2020  | 627.00  | 630.85    | 610.00    | 605.00    | 12.77                        | 0.07                          | 12.84                      | 8.94                     | 618.06                 | -0.26                            | 13.08                 | Yes  |                                |
| MRW-2   | 5/24/2021  | 627.00  | 630.85    | 610.00    | 605.00    | 13.58                        | 0.08                          | 13.66                      | 9.75                     | 617.25                 | -0.81                            | 12.27                 | Yes  |                                |
|         |            |   |           |           |           |                              |                               |                            |                          |                        |                                  |                       |  |                                |
| MRW-3   | 2/19/2003  | 625.70  | 632.11    | 610.70    | 605.70    | 17.61                        | 0.94                          | 18.55                      | 12.14                    | 613.56                 | NA                               | 8.80                  | Yes  |                                |
| MRW-3   | 3/13/2003  | 625.70  | 632.11    | 610.70    | 605.70    | 17.93                        | 0.73                          | 18.66                      | 12.25                    | 613.45                 | -0.11                            | 8.48                  | Yes  |                                |
| MRW-3   | 4/9/2003   | 625.70  | 632.11    | 610.70    | 605.70    | 17.57                        | 1.12                          | 18.69                      | 12.28                    | 613.42                 | -0.03                            | 8.84                  | Yes  |                                |
| MRW-3   | 4/18/2003  | 625.70  | 632.11    | 610.70    | 605.70    | 17.52                        | 1.13                          | 18.65                      | 12.24                    | 613.46                 | 0.04                             | 8.89                  | Yes  |                                |
| MRW-3   | 4/25/2003  | 625.70  | 632.11    | 610.70    | 605.70    | 17.35                        | 2.97                          | 20.32                      | 13.91                    | 611.79                 | -1.67                            | 9.06                  | Yes  |                                |
| MRW-3   | 5/15/2003  | 625.70  | 632.11    | 610.70    | 605.70    | 16.23                        | 2.87                          | 19.10                      | 12.69                    | 613.01                 | 1.22                             | 10.18                 | Yes  |                                |

**Table 4**  
**Groundwater and LNAPL Gauging Data - Barge Dock**  
**Former Amoco Terminal**  
**Superior, Wisconsin**

| Well ID | Date       | Ground Elev. | TOC Elev. | TOS Elev. | BOS Elev. | Depth to Product (feet BTOC) | Free Product Thickness (feet) | Depth to Water (feet BTOC) | Corrected DTW (feet bgs) | Corrected GW Elevation | Change in Corrected GW Elevation | Liquid in Well (feet) | Screen Submerged Below Water Table? (YES/NO) | Comments/Observations |
|---------|------------|--------------|-----------|-----------|-----------|------------------------------|-------------------------------|----------------------------|--------------------------|------------------------|----------------------------------|-----------------------|--|-----------------------|
| MRW-3   | 6/10/2003  | 625.70       | 632.11    | 610.70    | 605.70    | 16.58                        | 0.37                          | 16.95                      | 10.54                    | 615.16                 | 2.15                             | 9.83                  | Yes  |                       |
| MRW-3   | 7/2/2003   | 625.70       | 632.11    | 610.70    | 605.70    | 14.67                        | 6.30                          | 20.97                      | 14.56                    | 611.14                 | -4.02                            | 11.74                 | Yes  |                       |
| MRW-3   | 7/7/2003   | 625.70       | 632.11    | 610.70    | 605.70    | 15.82                        | 5.09                          | 20.91                      | 14.50                    | 611.20                 | 0.06                             | 10.59                 | Yes  |                       |
| MRW-3   | 7/30/2003  | 625.70       | 632.11    | 610.70    | 605.70    | 16                           | 1.25                          | 17.25                      | 10.84                    | 614.86                 | 3.66                             | 10.41                 | Yes  |                       |
| MRW-3   | 8/12/2003  | 625.70       | 632.11    | 610.70    | 605.70    | 16.77                        | 0.07                          | 16.84                      | 10.43                    | 615.27                 | 0.41                             | 9.64                  | Yes  |                       |
| MRW-3   | 9/8/2003   | 625.70       | 632.11    | 610.70    | 605.70    | 17.24                        | 1.00                          | 18.24                      | 11.83                    | 613.87                 | -1.40                            | 9.17                  | Yes  |                       |
| MRW-3   | 10/2/2003  | 625.70       | 632.11    | 610.70    | 605.70    | 16.9                         | 2.75                          | 19.65                      | 13.24                    | 612.46                 | -1.41                            | 9.51                  | Yes  |                       |
| MRW-3   | 10/20/2003 | 625.70       | 632.11    | 610.70    | 605.70    | 16.42                        | 4.72                          | 21.14                      | 14.73                    | 610.97                 | -1.49                            | 9.99                  | Yes  |                       |
| MRW-3   | 12/3/2003  | 625.70       | 632.11    | 610.70    | 605.70    | 17.66                        | 0.64                          | 18.30                      | 11.89                    | 613.81                 | 2.84                             | 8.75                  | Yes  |                       |
| MRW-3   | 1/8/2004   | 625.70       | 632.11    | 610.70    | 605.70    | 17.51                        | 2.82                          | 20.33                      | 13.92                    | 611.78                 | -2.03                            | 8.90                  | Yes  |                       |
| MRW-3   | 1/20/2004  | 625.70       | 632.11    | 610.70    | 605.70    | 17.54                        | 3.46                          | 21.00                      | 14.59                    | 611.11                 | -0.67                            | 8.87                  | Yes  |                       |
| MRW-3   | 2/24/2004  | 625.70       | 632.11    | 610.70    | 605.70    | 18.44                        | 1.26                          | 19.70                      | 13.29                    | 612.41                 | 1.30                             | 7.97                  | Yes  |                       |
| MRW-3   | 3/22/2004  | 625.70       | 632.11    | 610.70    | 605.70    | 17.44                        | 3.72                          | 21.16                      | 14.75                    | 610.95                 | -1.46                            | 8.97                  | Yes  |                       |
| MRW-3   | 4/19/2004  | 625.70       | 632.11    | 610.70    | 605.70    | 15.88                        | 5.41                          | 21.29                      | 14.88                    | 610.82                 | -0.13                            | 10.53                 | Yes  |                       |
| MRW-3   | 5/18/2004  | 625.70       | 632.11    | 610.70    | 605.70    | 15.98                        | 4.62                          | 20.60                      | 14.19                    | 611.51                 | 0.69                             | 10.43                 | Yes  |                       |
| MRW-3   | 6/17/2004  | 625.70       | 632.11    | 610.70    | 605.70    | 14.38                        | 6.09                          | 20.47                      | 14.06                    | 611.64                 | 0.13                             | 12.03                 | Yes  |                       |
| MRW-3   | 6/28/2004  | 625.70       | 632.11    | 610.70    | 605.70    | 16                           | 1.10                          | 17.10                      | 10.69                    | 615.01                 | 3.37                             | 10.41                 | Yes  |                       |
| MRW-3   | 7/27/2004  | 625.70       | 632.11    | 610.70    | 605.70    | 16.76                        | 0.07                          | 16.83                      | 10.42                    | 615.28                 | 0.27                             | 9.65                  | Yes  |                       |
| MRW-3   | 8/24/2004  | 625.70       | 632.11    | 610.70    | 605.70    | 15.41                        | 5.44                          | 20.85                      | 14.44                    | 611.26                 | -4.02                            | 11.00                 | Yes  |                       |
| MRW-3   | 9/8/2004   | 625.70       | 632.11    | 610.70    | 605.70    | 16.41                        | 0.04                          | 16.45                      | 10.04                    | 615.66                 | 4.40                             | 10.00                 | Yes  |                       |
| MRW-3   | 9/9/2004   | 625.70       | 632.11    | 610.70    | 605.70    | 16.18                        | 0.41                          | 16.59                      | 10.18                    | 615.52                 | -0.14                            | 10.23                 | Yes  |                       |
| MRW-3   | 9/28/2004  | 625.70       | 632.11    | 610.70    | 605.70    | 15.24                        | 1.27                          | 16.51                      | 10.10                    | 615.60                 | 0.08                             | 11.17                 | Yes  |                       |
| MRW-3   | 10/20/2004 | 625.70       | 632.11    | 610.70    | 605.70    | 15.87                        | 0.06                          | 15.93                      | 9.52                     | 616.18                 | 0.58                             | 10.54                 | Yes  |                       |
| MRW-3   | 11/23/2004 | 625.70       | 632.11    | 610.70    | 605.70    | 13.83                        | 6.47                          | 20.30                      | 13.89                    | 611.81                 | -4.37                            | 12.58                 | Yes  |                       |
| MRW-3   | 1/5/2005   | 625.70       | 632.11    | 610.70    | 605.70    | 16.1                         | 1.16                          | 17.26                      | 10.85                    | 614.85                 | 3.04                             | 10.31                 | Yes  |                       |
| MRW-3   | 2/26/2005  | 625.70       | 632.11    | 610.70    | 605.70    | 17.1                         | 0.30                          | 17.40                      | 10.99                    | 614.71                 | -0.14                            | 9.31                  | Yes  |                       |
| MRW-3   | 3/29/2005  | 625.70       | 632.11    | 610.70    | 605.70    | NP                           | 0.00                          | NP                         |                          |                        |                                  |                       |  |                       |
| MRW-3   | 4/29/2005  | 625.70       | 632.11    | 610.70    | 605.70    | 15.05                        | 0.74                          | 15.79                      | 9.38                     | 616.32                 | 1.61                             | 11.36                 | Yes  |                       |
| MRW-3   | 5/31/2005  | 625.70       | 632.11    | 610.70    | 605.70    | 14.2                         | 1.50                          | 15.70                      | 9.29                     | 616.41                 | 0.09                             | 12.21                 | Yes  |                       |
| MRW-3   | 6/28/2005  | 625.70       | 632.11    | 610.70    | 605.70    | 13.78                        | 0.94                          | 14.72                      | 8.31                     | 617.39                 | 0.98                             | 12.63                 | Yes  |                       |
| MRW-3   | 7/28/2005  | 625.70       | 632.11    | 610.70    | 605.70    | 14.67                        | 2.85                          | 17.52                      | 11.11                    | 614.59                 | -2.80                            | 11.74                 | Yes  |                       |
| MRW-3   | 8/11/2005  | 625.70       | 632.11    | 610.70    | 605.70    | 14.96                        | 5.02                          | 19.98                      | 13.57                    | 612.13                 | -2.46                            | 11.45                 | Yes  |                       |
| MRW-3   | 9/1/2005   | 625.70       | 632.11    | 610.70    | 605.70    | 16.37                        | 0.56                          | 16.93                      | 10.52                    | 615.18                 | 3.05                             | 10.04                 | Yes  |                       |
| MRW-3   | 9/16/2005  | 625.70       | 632.11    | 610.70    | 605.70    | 15.6                         | 3.64                          | 19.24                      | 12.83                    | 612.87                 | -2.31                            | 10.81                 | Yes  |                       |
| MRW-3   | 10/6/2005  | 625.70       | 632.11    | 610.70    | 605.70    | 13.34                        | 7.19                          | 20.53                      | 14.12                    | 611.58                 | -1.29                            | 13.07                 | Yes  |                       |
| MRW-3   | 10/24/2005 | 625.70       | 632.11    | 610.70    | 605.70    | 13.2                         | 7.54                          | 20.74                      | 14.33                    | 611.37                 | -0.21                            | 13.21                 | Yes  |                       |
| MRW-3   | 11/23/2005 | 625.70       | 632.11    | 610.70    | 605.70    | 12.38                        | 8.42                          | 20.80                      | 14.39                    | 611.31                 | -0.06                            | 14.03                 | Yes  |                       |
| MRW-3   | 12/14/2005 | 625.70       | 632.11    | 610.70    | 605.70    | 12.43                        | 8.50                          | 20.93                      | 14.52                    | 611.18                 | -0.13                            | 13.98                 | Yes  |                       |
| MRW-3   | 1/5/2006   | 625.70       | 632.11    | 610.70    | 605.70    | 13.96                        |                               | -                          |                          |                        |                                  |                       |  |                       |
| MRW-3   | 1/19/2006  | 625.70       | 632.11    | 610.70    | 605.70    | 14                           | 7.15                          | 21.15                      | 14.74                    | 610.96                 | -0.22                            | 12.41                 | Yes  |                       |
| MRW-3   | 1/30/2006  | 625.70       | 632.11    | 610.70    | 605.70    | 13.95                        | 7.18                          | 21.13                      | 14.72                    | 610.98                 | 0.02                             | 12.46                 | Yes  |                       |
| MRW-3   | 2/3/2006   | 625.70       | 632.11    | 610.70    | 605.70    | 14.95                        | 4.14                          | 19.09                      | 12.68                    | 613.02                 | 2.04                             | 11.46                 | Yes  |                       |
| MRW-3   | 2/9/2006   | 625.70       | 632.11    | 610.70    | 605.70    | 15.44                        | 1.88                          | 17.32                      | 10.91                    | 614.79                 | 1.77                             | 10.97                 | Yes  |                       |

**Table 4**  
**Groundwater and LNAPL Gauging Data - Barge Dock**  
Former Amoco Terminal  
Superior, Wisconsin

| Well ID  | Date       | Ground Elev. | TOC Elev. | TOS Elev. | BOS Elev. | Depth to Product (feet BTOC) | Free Product Thickness (feet) | Depth to Water (feet BTOC) | Corrected DTW (feet bgs) | Corrected GW Elevation | Change in Corrected GW Elevation | Liquid in Well (feet) | Screen Submerged Below Water Table? (YES/NO) | Comments/Observations             |
|--|------------|--------------|-----------|-----------|-----------|------------------------------|-------------------------------|----------------------------|--------------------------|------------------------|----------------------------------|-----------------------|--|-----------------------------------|
| MRW-3  | 2/16/2006  | 625.70       | 632.11    | 610.70    | 605.70    | 15.85                        | 1.30                          | 17.15                      | 10.74                    | 614.96                 | 0.17                             | 10.56                 | Yes  |                                   |
| MRW-3  | 2/28/2006  | 625.70       | 632.11    | 610.70    | 605.70    | 16.15                        | 0.67                          | 16.82                      | 10.41                    | 615.29                 | 0.33                             | 10.26                 | Yes  |                                   |
| MRW-3  | 3/16/2006  | 625.70       | 632.11    | 610.70    | 605.70    | 16.2                         | 0.58                          | 16.78                      | 10.37                    | 615.33                 | 0.04                             | 10.21                 | Yes  |                                   |
| MRW-3  | 3/27/2006  | 625.70       | 632.11    | 610.70    | 605.70    | 15.33                        | 1.47                          | 16.80                      | 10.39                    | 615.31                 | -0.02                            | 11.08                 | Yes  |                                   |
| MRW-3  | 4/14/2006  | 625.70       | 632.11    | 610.70    | 605.70    | 14.47                        | 1.44                          | 15.91                      | 9.50                     | 616.20                 | 0.89                             | 11.94                 | Yes  |                                   |
| MRW-3  | 5/6/2006   | 625.70       | 632.11    | 610.70    | 605.70    | 14.48                        | 0.67                          | 15.15                      | 8.74                     | 616.96                 | 0.76                             | 11.93                 | Yes  |                                   |
| MRW-3  | 6/1/2006   | 625.70       | 632.11    | 610.70    | 605.70    | 13.65                        | 1.55                          | 15.20                      | 8.79                     | 616.91                 | -0.05                            | 12.76                 | Yes  |                                   |
| MRW-3  | 6/29/2006  | 625.70       | 632.11    | 610.70    | 605.70    | 14.68                        | 2.92                          | 17.60                      | 11.19                    | 614.51                 | -2.40                            | 11.73                 | Yes  |                                   |
| MRW-3  | 7/17/2006  | 625.70       | 632.11    | 610.70    | 605.70    | 15.66                        | 1.56                          | 17.22                      | 10.81                    | 614.89                 | 0.38                             | 10.75                 | Yes  |                                   |
| MRW-3  | 8/24/2006  | 625.70       | 632.11    | 610.70    | 605.70    | 16.37                        | 0.61                          | 16.98                      | 10.57                    | 615.13                 | 0.24                             | 10.04                 | Yes  |                                   |
| MRW-3  | 9/1/2006   | 625.70       | 632.11    | 610.70    | 605.70    | 16.37                        | 0.56                          | 16.93                      | 10.52                    | 615.18                 | 0.05                             | 10.04                 | Yes  |                                   |
| MRW-3  | 9/14/2006  | 625.70       | 632.11    | 610.70    | 605.70    | 16.92                        | 0.48                          | 17.40                      | 10.99                    | 614.71                 | -0.47                            | 9.49                  | Yes  |                                   |
| MRW-3  | 9/16/2006  | 625.70       | 632.11    | 610.70    | 605.70    | 15.6                         | 3.64                          | 19.24                      | 12.83                    | 612.87                 | -1.84                            | 10.81                 | Yes  |                                   |
| MRW-3  | 9/28/2006  | 625.70       | 632.11    | 610.70    | 605.70    | 16.55                        | 1.07                          | 17.62                      | 11.21                    | 614.49                 | 1.62                             | 9.86                  | Yes  |                                   |
| MRW-3  | 11/2/2006  | 625.70       | 632.11    | 610.70    | 605.70    | 16.9                         | 0.08                          | 16.98                      | 10.57                    | 615.13                 | 0.64                             | 9.51                  | Yes  |                                   |
| MRW-3  | 11/21/2006 | 625.70       | 632.11    | 610.70    | 605.70    | 16.62                        | 2.20                          | 18.82                      | 12.41                    | 613.29                 | -1.84                            | 9.79                  | Yes  |                                   |
| MRW-3  | 12/14/2006 | 625.70       | 632.11    | 610.70    | 605.70    | 16.29                        | 3.16                          | 19.45                      | 13.04                    | 612.66                 | -0.63                            | 10.12                 | Yes  |                                   |
| MRW-3  | 12/28/2006 | 625.70       | 632.11    | 610.70    | 605.70    | 16.47                        | -                             | -                          | -                        | -                      | -                                | -                     | -  |                                   |
| MRW-3  | 1/4/2007   | 625.70       | 632.11    | 610.70    | 605.70    | 16.53                        | 0.85                          | 17.38                      | 10.97                    | 614.73                 | 2.07                             | 9.88                  | Yes  |                                   |
| MRW-3  | 1/18/2007  | 625.70       | 632.11    | 610.70    | 605.70    | 16.31                        | 1.31                          | 17.62                      | 11.21                    | 614.49                 | -0.24                            | 10.10                 | Yes  |                                   |
| MRW-3  | 2/1/2007   | 625.70       | 632.11    | 610.70    | 605.70    | 16.55                        | 1.27                          | 17.82                      | 11.41                    | 614.29                 | -0.20                            | 9.86                  | Yes  |                                   |
| MRW-3  | 2/22/2007  | 625.70       | 632.11    | 610.70    | 605.70    | 17.52                        | 3.31                          | 20.83                      | 14.42                    | 611.28                 | -3.01                            | 8.89                  | Yes  |                                   |
| MRW-3  | 3/15/2007  | 625.70       | 632.11    | 610.70    | 605.70    | 17.32                        | 1.24                          | 18.56                      | 12.15                    | 613.55                 | 2.27                             | 9.09                  | Yes  | Currently running on barge system |
| MRW-3  | 3/29/2007  | 625.70       | 632.11    | 610.70    | 605.70    | 16.63                        | 2.98                          | 19.61                      | 13.20                    | 612.50                 | -1.05                            | 9.78                  | Yes  |                                   |
| MRW-3  | 4/13/2007  | 625.70       | 632.11    | 610.70    | 605.70    | 15.41                        | 5.33                          | 20.74                      | 14.33                    | 611.37                 | -1.13                            | 11.00                 | Yes  |                                   |
| MRW-3  | 4/29/2007  | 625.70       | 632.11    | 610.70    | 605.70    | 15.19                        | 3.93                          | 19.12                      | 12.71                    | 612.99                 | 1.62                             | 11.22                 | Yes  |                                   |
| MRW-3  | 5/10/2007  | 625.70       | 632.11    | 610.70    | 605.70    | 15.58                        | 2.34                          | 17.92                      | 11.51                    | 614.19                 | 1.20                             | 10.83                 | Yes  |                                   |
| MRW-3  | 12/17/2012 | 625.70       | 632.11    | 610.70    | 605.70    | 17.5                         | 0.17                          | 17.67                      | 11.26                    | 614.44                 | 0.25                             | 8.91                  | Yes  |                                   |
| <b>II connected to Barge Dock Skimmer system</b> |            |              |           |           |           |                              |                               |                            |                          |                        |                                  |                       |  |                                   |
| MRW-3  | 3/25/2013  | 625.70       | 632.11    | 610.70    | 605.70    | 18.55                        | 0.05                          | 18.60                      | 12.15                    | 613.55                 | -0.89                            | 7.86                  | Yes  |                                   |
| MRW-3  | 5/5/2013   | 625.70       | 632.11    | 610.70    | 605.70    | 15.8                         | 0.89                          | 16.69                      | 9.58                     | 616.12                 | 2.57                             | 10.61                 | Yes  |                                   |
| MRW-3  | 5/31/2013  | 625.70       | 632.11    | 610.70    | 605.70    | 14.52                        | 2.20                          | 16.72                      | 8.58                     | 617.12                 | 1.00                             | 11.89                 | Yes  |                                   |
| MRW-3  | 6/27/2013  | 625.70       | 632.11    | 610.70    | 605.70    | 12.87                        | 4.61                          | 17.48                      | 7.45                     | 618.25                 | 1.13                             | 13.54                 | Yes  |                                   |
| MRW-3  | 7/29/2013  | 625.70       | 632.11    | 610.70    | 605.70    | 14.76                        | 4.29                          | 19.05                      | 9.27                     | 616.43                 | -1.82                            | 11.65                 | Yes  |                                   |
| MRW-3  | 8/29/2013  | 625.70       | 632.11    | 610.70    | 605.70    | 15.1                         | 4.48                          | 19.58                      | 9.65                     | 616.05                 | -0.38                            | 11.31                 | Yes  |                                   |
| MRW-3  | 9/27/2013  | 625.70       | 632.11    | 610.70    | 605.70    | 15.9                         | 3.85                          | 19.75                      | 10.32                    | 615.38                 | -0.66                            | 10.51                 | Yes  |                                   |
| MRW-3  | 11/1/2013  | 625.70       | 632.11    | 610.70    | 605.70    | 15.74                        | 1.34                          | 17.08                      | 9.62                     | 616.08                 | 0.70                             | 10.67                 | Yes  |                                   |
| MRW-3  | 12/31/2013 | 625.70       | 632.11    | 610.70    | 605.70    | 16.52                        | 3.50                          | 20.02                      | 10.86                    | 614.84                 | -1.24                            | 9.89                  | Yes  |                                   |
| MRW-3  | 1/10/2014  | 625.70       | 632.11    | 610.70    | 605.70    | 16.5                         | 3.41                          | 19.91                      | 10.82                    | 614.88                 | 0.04                             | 9.91                  | Yes  |                                   |
| MRW-3  | 2/5/2014   | 625.70       | 632.11    | 610.70    | 605.70    | 17.88                        | 1.33                          | 19.21                      | 11.76                    | 613.94                 | -0.93                            | 8.53                  | Yes  |                                   |
| MRW-3  | 2/23/2014  | 625.70       | 632.11    | 610.70    | 605.70    | 17.82                        | 1.30                          | 19.12                      | 11.69                    | 614.01                 | 0.07                             | 8.59                  | Yes  |                                   |
| MRW-3  | 3/11/2014  | 625.70       | 632.11    | 610.70    | 605.70    | 17.71                        | 1.41                          | 19.12                      | 11.60                    | 614.10                 | 0.09                             | 8.70                  | Yes  |                                   |
| MRW-3  | 3/26/2014  | 625.70       | 632.11    | 610.70    | 605.70    | 16.91                        | 1.49                          | 18.40                      | 10.82                    | 614.88                 | 0.78                             | 9.50                  | Yes  |                                   |

**Table 4**  
**Groundwater and LNAPL Gauging Data - Barge Dock**  
Former Amoco Terminal  
Superior, Wisconsin

| Well ID | Date       | Ground Elev. | TOC Elev. | TOS Elev. | BOS Elev. | Depth to Product (feet BTOC) | Free Product Thickness (feet) | Depth to Water (feet BTOC) | Corrected DTW (feet bgs) | Corrected GW Elevation | Change in Corrected GW Elevation | Liquid in Well (feet) | Screen Submerged Below Water Table? (YES/NO) | Comments/Observations |
|---------|------------|--------------|-----------|-----------|-----------|------------------------------|-------------------------------|----------------------------|--------------------------|------------------------|----------------------------------|-----------------------|--|-----------------------|
| MRW-3   | 3/31/2014  | 625.70       | 632.11    | 610.70    | 605.70    | 16.56                        | 2.59                          | 19.15                      | 10.71                    | 614.99                 | 0.11                             | 9.85                  | Yes  |                       |
| MRW-3   | 4/18/2014  | 625.70       | 632.11    | 610.70    | 605.70    | 14.02                        | 5.26                          | 19.28                      | 8.74                     | 616.96                 | 1.97                             | 12.39                 | Yes  |                       |
| MRW-3   | 5/5/2014   | 625.70       | 632.11    | 610.70    | 605.70    | 12.18                        | 6.04                          | 18.22                      | 7.07                     | 618.63                 | 1.67                             | 14.23                 | Yes  |                       |
| MRW-3   | 5/20/2014  | 625.70       | 632.11    | 610.70    | 605.70    | 10.98                        | 7.58                          | 18.56                      | 6.20                     | 619.50                 | 0.87                             | 15.43                 | Yes  |                       |
| MRW-3   | 6/5/2014   | 625.70       | 632.11    | 610.70    | 605.70    | 11.4                         | 5.94                          | 17.34                      | 6.27                     | 619.43                 | -0.07                            | 15.01                 | Yes  |                       |
| MRW-3   | 6/17/2014  | 625.70       | 632.11    | 610.70    | 605.70    | 11.49                        | 5.58                          | 17.07                      | 6.28                     | 619.42                 | -0.01                            | 14.92                 | Yes  |                       |
| MRW-3   | 6/26/2014  | 625.70       | 632.11    | 610.70    | 605.70    | 12.26                        | 4.98                          | 17.24                      | 6.92                     | 618.78                 | -0.64                            | 14.15                 | Yes  |                       |
| MRW-3   | 7/12/2014  | 625.70       | 632.11    | 610.70    | 605.70    | 13.32                        | 2.07                          | 15.39                      | 7.35                     | 618.35                 | -0.43                            | 13.09                 | Yes  |                       |
| MRW-3   | 7/14/2014  | 625.70       | 632.11    | 610.70    | 605.70    | 13.29                        | 2.30                          | 15.59                      | 7.37                     | 618.33                 | -0.02                            | 13.12                 | Yes  |                       |
| MRW-3   | 7/18/2014  | 625.70       | 632.11    | 610.70    | 605.70    | 14.05                        | 0.20                          | 14.25                      | 7.68                     | 618.02                 | -0.31                            | 12.36                 | Yes  |                       |
| MRW-3   | 7/23/2014  | 625.70       | 632.11    | 610.70    | 605.70    | 14.49                        | 0.08                          | 14.57                      | 8.10                     | 617.60                 | -0.41                            | 11.92                 | Yes  |                       |
| MRW-3   | 7/30/2014  | 625.70       | 632.11    | 610.70    | 605.70    | 14.81                        | 0.04                          | 14.85                      | 8.41                     | 617.29                 | -0.31                            | 11.60                 | Yes  |                       |
| MRW-3   | 8/2/2014   | 625.70       | 632.11    | 610.70    | 605.70    | 14.86                        | 0.36                          | 15.22                      | 8.53                     | 617.17                 | -0.12                            | 11.55                 | Yes  |                       |
| MRW-3   | 8/7/2014   | 625.70       | 632.11    | 610.70    | 605.70    | 15.1                         | 0.21                          | 15.31                      | 8.74                     | 616.96                 | -0.21                            | 11.31                 | Yes  |                       |
| MRW-3   | 8/14/2014  | 625.70       | 632.11    | 610.70    | 605.70    | 15.2                         | 0.41                          | 15.61                      | 8.88                     | 616.82                 | -0.14                            | 11.21                 | Yes  |                       |
| MRW-3   | 8/22/2014  | 625.70       | 632.11    | 610.70    | 605.70    | 13.38                        | 2.27                          | 15.65                      | 7.46                     | 618.24                 | 1.42                             | 13.03                 | Yes  |                       |
| MRW-3   | 8/27/2014  | 625.70       | 632.11    | 610.70    | 605.70    | 12.86                        | 1.16                          | 14.02                      | 6.70                     | 619.00                 | 0.76                             | 13.55                 | Yes  |                       |
| MRW-3   | 9/1/2014   | 625.70       | 632.11    | 610.70    | 605.70    | 12.8                         | 0.79                          | 13.59                      | 6.56                     | 619.14                 | 0.14                             | 13.61                 | Yes  |                       |
| MRW-3   | 9/4/2014   | 625.70       | 632.11    | 610.70    | 605.70    | 12.67                        | 0.74                          | 13.41                      | 6.42                     | 619.28                 | 0.14                             | 13.74                 | Yes  |                       |
| MRW-3   | 9/11/2014  | 625.70       | 632.11    | 610.70    | 605.70    | 13.51                        | 0.02                          | 13.53                      | 7.10                     | 618.60                 | -0.69                            | 12.90                 | Yes  |                       |
| MRW-3   | 9/18/2014  | 625.70       | 632.11    | 610.70    | 605.70    | NP                           | 0.00                          | 13.89                      | 7.48                     | 618.22                 | -0.38                            | 12.52                 | Yes  |                       |
| MRW-3   | 9/25/2014  | 625.70       | 632.11    | 610.70    | 605.70    | NP                           | 0.00                          | 14.06                      | 7.65                     | 618.05                 | -0.17                            | 12.35                 | Yes  |                       |
| MRW-3   | 10/2/2014  | 625.70       | 632.11    | 610.70    | 605.70    | 13.93                        | 0.46                          | 14.39                      | 7.62                     | 618.08                 | 0.03                             | 12.48                 | Yes  |                       |
| MRW-3   | 10/9/2014  | 625.70       | 632.11    | 610.70    | 605.70    | 14                           | 0.29                          | 14.29                      | 7.65                     | 618.05                 | -0.03                            | 12.41                 | Yes  |                       |
| MRW-3   | 10/16/2014 | 625.70       | 632.11    | 610.70    | 605.70    | 14.03                        | 0.26                          | 14.29                      | 7.68                     | 618.02                 | -0.02                            | 12.38                 | Yes  |                       |
| MRW-3   | 10/23/2014 | 625.70       | 632.11    | 610.70    | 605.70    | NP                           | 0.00                          | 14.54                      | 8.13                     | 617.57                 | -0.45                            | 11.87                 | Yes  |                       |
| MRW-3   | 10/31/2014 | 625.70       | 632.11    | 610.70    | 605.70    | 14.97                        | 0.14                          | 15.11                      | 8.59                     | 617.11                 | -0.46                            | 11.44                 | Yes  |                       |
| MRW-3   | 11/6/2014  | 625.70       | 632.11    | 610.70    | 605.70    | 14.98                        | 0.30                          | 15.28                      | 8.63                     | 617.07                 | -0.04                            | 11.43                 | Yes  |                       |
| MRW-3   | 11/13/2014 | 625.70       | 632.11    | 610.70    | 605.70    | 15.29                        | 0.10                          | 15.39                      | 8.90                     | 616.80                 | -0.27                            | 11.12                 | Yes  |                       |
| MRW-3   | 11/25/2014 | 625.70       | 632.11    | 610.70    | 605.70    | 15.72                        | 0.03                          | 15.75                      | 9.32                     | 616.38                 | -0.41                            | 10.69                 | Yes  |                       |
| MRW-3   | 12/4/2014  | 625.70       | 632.11    | 610.70    | 605.70    | NP                           | 0.00                          | 15.83                      | 9.42                     | 616.28                 | -0.10                            | 10.58                 | Yes  |                       |
| MRW-3   | 12/15/2014 | 625.70       | 632.11    | 610.70    | 605.70    | 15.82                        | 0.24                          | 16.06                      | 9.46                     | 616.24                 | -0.04                            | 10.59                 | Yes  |                       |
| MRW-3   | 12/28/2014 | 625.70       | 632.11    | 610.70    | 605.70    | 15.08                        | 0.93                          | 16.01                      | 8.87                     | 616.83                 | 0.59                             | 11.33                 | Yes  |                       |
| MRW-3   | 1/10/2015  | 625.70       | 632.11    | 610.70    | 605.70    | 15.61                        | 0.60                          | 16.21                      | 9.33                     | 616.37                 | -0.46                            | 10.80                 | Yes  |                       |
| MRW-3   | 1/24/2015  | 625.70       | 632.11    | 610.70    | 605.70    | 16.09                        | 0.12                          | 16.21                      | 9.71                     | 615.99                 | -0.38                            | 10.32                 | Yes  |                       |
| MRW-3   | 2/3/2015   | 625.70       | 632.11    | 610.70    | 605.70    | 16.47                        | 0.05                          | 16.52                      | 10.07                    | 615.63                 | -0.36                            | 9.94                  | Yes  |                       |
| MRW-3   | 2/12/2015  | 625.70       | 632.11    | 610.70    | 605.70    | 16.79                        | 0.05                          | 16.84                      | 10.39                    | 615.31                 | -0.32                            | 9.62                  | Yes  |                       |
| MRW-3   | 2/19/2015  | 625.70       | 632.11    | 610.70    | 605.70    | 16.75                        | 0.36                          | 17.11                      | 10.42                    | 615.28                 | -0.03                            | 9.66                  | Yes  |                       |
| MRW-3   | 2/24/2015  | 625.70       | 632.11    | 610.70    | 605.70    | 16.09                        | 2.99                          | 19.08                      | 10.32                    | 615.38                 | 0.09                             | 10.32                 | Yes  |                       |
| MRW-3   | 3/14/2015  | 625.70       | 632.11    | 610.70    | 605.70    | 16.4                         | 2.66                          | 19.06                      | 10.56                    | 615.14                 | -0.24                            | 10.01                 | Yes  |                       |
| MRW-3   | 3/23/2015  | 625.70       | 632.11    | 610.70    | 605.70    | 16.43                        | 2.79                          | 19.22                      | 10.62                    | 615.08                 | -0.06                            | 9.98                  | Yes  |                       |
| MRW-3   | 4/3/2015   | 625.70       | 632.11    | 610.70    | 605.70    | 16.75                        | 2.30                          | 19.05                      | 10.83                    | 614.87                 | -0.21                            | 9.66                  | Yes  |                       |
| MRW-3   | 4/13/2015  | 625.70       | 632.11    | 610.70    | 605.70    | 16.49                        | 2.54                          | 19.03                      | 10.63                    | 615.07                 | 0.21                             | 9.92                  | Yes  | Bailed 5 gallons      |

**Table 4**  
**Groundwater and LNAPL Gauging Data - Barge Dock**  
Former Amoco Terminal  
Superior, Wisconsin

| Well ID | Date       | Ground Elev. | TOC Elev. | TOS Elev. | BOS Elev. | Depth to Product (feet BTOC) | Free Product Thickness (feet) | Depth to Water (feet BTOC) | Corrected DTW (feet bgs) | Corrected GW Elevation | Change in Corrected GW Elevation | Liquid in Well (feet) | Screen Submerged Below Water Table? (YES/NO) | Comments/Observations |
|---------|------------|--------------|-----------|-----------|-----------|------------------------------|-------------------------------|----------------------------|--------------------------|------------------------|----------------------------------|-----------------------|--|-----------------------|
| MRW-3   | 4/17/2015  | 625.70       | 632.11    | 610.70    | 605.70    | 16.45                        | 2.59                          | 19.04                      | 10.60                    | 615.10                 | 0.03                             | 9.96                  | Yes  |                       |
| MRW-3   | 4/20/2015  | 625.70       | 632.11    | 610.70    | 605.70    | 15.44                        | 3.60                          | 19.04                      | 9.80                     | 615.90                 | 0.79                             | 10.97                 | Yes  | Bailed 4 gallons      |
| MRW-3   | 4/22/2015  | 625.70       | 632.11    | 610.70    | 605.70    | 15.68                        | 3.21                          | 18.89                      | 9.96                     | 615.74                 | -0.16                            | 10.73                 | Yes  | Bailed 6 gallons      |
| MRW-3   | 4/24/2015  | 625.70       | 632.11    | 610.70    | 605.70    | 15.34                        | 3.68                          | 19.02                      | 9.72                     | 615.98                 | 0.24                             | 11.07                 | Yes  | Bailed 7.5 gallons    |
| MRW-3   | 4/28/2015  | 625.70       | 632.11    | 610.70    | 605.70    | 15.29                        | 3.13                          | 18.42                      | 9.55                     | 616.15                 | 0.17                             | 11.12                 | Yes  | Bailed 8 gallons      |
| MRW-3   | 4/29/2015  | 625.70       | 632.11    | 610.70    | 605.70    | 15.57                        | 2.79                          | 18.36                      | 9.76                     | 615.94                 | -0.21                            | 10.84                 | Yes  | Bailed 8 gallons      |
| MRW-3   | 5/9/2015   | 625.70       | 632.11    | 610.70    | 605.70    | 17.42                        | 0.66                          | 18.08                      | 11.15                    | 614.55                 | -1.39                            | 8.99                  | Yes  | Bailed 4.5 gallons    |
| MRW-3   | 5/12/2015  | 625.70       | 632.11    | 610.70    | 605.70    | 14.42                        | 3.78                          | 18.20                      | 8.82                     | 616.88                 | 2.33                             | 11.99                 | Yes  | Bailed 6.5 gallons    |
| MRW-3   | 5/15/2015  | 625.70       | 632.11    | 610.70    | 605.70    | 13.98                        | 3.22                          | 17.20                      | 8.26                     | 617.44                 | 0.56                             | 12.43                 | Yes  | Bailed 9.1 gallons    |
| MRW-3   | 5/22/2015  | 625.70       | 632.11    | 610.70    | 605.70    | 13.18                        | 4.62                          | 17.80                      | 7.76                     | 617.94                 | 0.50                             | 13.23                 | Yes  | Bailed 7 gallons      |
| MRW-3   | 5/28/2015  | 625.70       | 632.11    | 610.70    | 605.70    | 12.78                        | 5.31                          | 18.09                      | 7.51                     | 618.19                 | 0.25                             | 13.63                 | Yes  | Bailed 9 gallons      |
| MRW-3   | 6/5/2015   | 625.70       | 632.11    | 610.70    | 605.70    | 13.04                        | 5.56                          | 18.60                      | 7.82                     | 617.88                 | -0.31                            | 13.37                 | Yes  | Bailed 7 gallons      |
| MRW-3   | 6/9/2015   | 625.70       | 632.11    | 610.70    | 605.70    | 13.06                        | 4.93                          | 17.99                      | 7.71                     | 617.99                 | 0.12                             | 13.35                 | Yes  |                       |
| MRW-3   | 6/13/2015  | 625.70       | 632.11    | 610.70    | 605.70    | 13.86                        | 3.44                          | 17.30                      | 8.19                     | 617.51                 | -0.48                            | 12.55                 | Yes  |                       |
| MRW-3   | 6/19/2015  | 625.70       | 632.11    | 610.70    | 605.70    | 13.96                        | 4.79                          | 18.75                      | 8.58                     | 617.12                 | -0.39                            | 12.45                 | Yes  |                       |
| MRW-3   | 6/25/2015  | 625.70       | 632.11    | 610.70    | 605.70    | 13.81                        | 5.08                          | 18.89                      | 8.49                     | 617.21                 | 0.09                             | 12.60                 | Yes  |                       |
| MRW-3   | 7/2/2015   | 625.70       | 632.11    | 610.70    | 605.70    | 14.18                        | 4.89                          | 19.07                      | 8.82                     | 616.88                 | -0.33                            | 12.23                 | Yes  |                       |
| MRW-3   | 7/7/2015   | 625.70       | 632.11    | 610.70    | 605.70    | 13.85                        | 5.06                          | 18.91                      | 8.53                     | 617.17                 | 0.29                             | 12.56                 | Yes  |                       |
| MRW-3   | 7/13/2015  | 625.70       | 632.11    | 610.70    | 605.70    | 13.66                        | 5.97                          | 19.63                      | 8.53                     | 617.17                 | -0.01                            | 12.75                 | Yes  |                       |
| MRW-3   | 7/21/2015  | 625.70       | 632.11    | 610.70    | 605.70    | 14.35                        | 4.75                          | 19.10                      | 8.96                     | 616.74                 | -0.43                            | 12.06                 | Yes  |                       |
| MRW-3   | 7/27/2015  | 625.70       | 632.11    | 610.70    | 605.70    | 14.97                        | 3.47                          | 18.44                      | 9.31                     | 616.39                 | -0.34                            | 11.44                 | Yes  |                       |
| MRW-3   | 7/31/2015  | 625.70       | 632.11    | 610.70    | 605.70    | 15.26                        | 3.66                          | 18.92                      | 9.64                     | 616.06                 | -0.33                            | 11.15                 | Yes  |                       |
| MRW-3   | 8/7/2015   | 625.70       | 632.11    | 610.70    | 605.70    | 15.08                        | 4.07                          | 19.15                      | 9.54                     | 616.16                 | 0.09                             | 11.33                 | Yes  |                       |
| MRW-3   | 8/14/2015  | 625.70       | 632.11    | 610.70    | 605.70    | 15.04                        | 4.27                          | 19.31                      | 9.55                     | 616.15                 | 0.00                             | 11.37                 | Yes  |                       |
| MRW-3   | 8/24/2015  | 625.70       | 632.11    | 610.70    | 605.70    | 14.34                        | 5.02                          | 19.36                      | 9.01                     | 616.69                 | 0.54                             | 12.07                 | Yes  |                       |
| MRW-3   | 9/10/2015  | 625.70       | 632.11    | 610.70    | 605.70    | 13.87                        | 5.61                          | 19.48                      | 8.67                     | 617.03                 | 0.34                             | 12.54                 | Yes  |                       |
| MRW-3   | 9/24/2015  | 625.70       | 632.11    | 610.70    | 605.70    | 13.02                        | 6.29                          | 19.31                      | 7.96                     | 617.74                 | 0.70                             | 13.39                 | Yes  |                       |
| MRW-3   | 10/1/2015  | 625.70       | 632.11    | 610.70    | 605.70    | 12.81                        | 6.51                          | 19.32                      | 7.80                     | 617.90                 | 0.16                             | 13.60                 | Yes  |                       |
| MRW-3   | 10/29/2015 | 625.70       | 632.11    | 610.70    | 605.70    | 13.16                        | 6.40                          | 19.56                      | 8.13                     | 617.57                 | 0.54                             | 13.25                 | Yes  |                       |
| MRW-3   | 11/3/2015  | 625.70       | 632.11    | 610.70    | 605.70    | 13.18                        | 5.98                          | 19.16                      | 8.05                     | 617.65                 | 0.07                             | 13.23                 | Yes  |                       |
| MRW-3   | 10/3/2016  | 625.70       | 632.11    | 610.70    | 605.70    | 12.78                        | 7.24                          | 20.02                      | 7.93                     | 617.77                 | 0.13                             | 13.63                 | Yes  |                       |
| MRW-3   | 5/2/2017   | 625.70       | 632.11    | 610.70    | 605.70    | 10.67                        | 9.34                          | 20.01                      | 6.27                     | 619.43                 | 1.66                             | 15.74                 | Yes  |                       |
| MRW-3   | 5/8/2017   | 625.70       | 632.11    | 610.70    | 605.70    | 11.49                        | 5.91                          | 17.40                      | 6.35                     | 619.35                 | -0.08                            | 14.92                 | Yes  |                       |
| MRW-3   | 5/18/2017  | 625.70       | 632.11    | 610.70    | 605.70    | 10.67                        | 8.59                          | 19.26                      | 6.11                     | 619.59                 | 0.24                             | 15.74                 | Yes  |                       |
| MRW-3   | 5/22/2017  | 625.70       | 632.11    | 610.70    | 605.70    | 9.96                         | 6.49                          | 16.45                      | 4.94                     | 620.76                 | 1.16                             | 16.45                 | Yes  |                       |
| MRW-3   | 5/25/2017  | 625.70       | 632.11    | 610.70    | 605.70    | 10.36                        | 4.64                          | 15.00                      | 4.95                     | 620.75                 | 0.00                             | 16.05                 | Yes  |                       |
| MRW-3   | 5/31/2017  | 625.70       | 632.11    | 610.70    | 605.70    | 9.86                         | 7.26                          | 17.12                      | 5.01                     | 620.69                 | -0.06                            | 16.55                 | Yes  |                       |
| MRW-3   | 6/21/2017  | 625.70       | 632.11    | 610.70    | 605.70    | 11.28                        | 8.49                          | 19.77                      | 6.69                     | 619.01                 | -1.68                            | 15.13                 | Yes  |                       |
| MRW-3   | 6/22/2017  | 625.70       | 632.11    | 610.70    | 605.70    | 12.18                        | 4.27                          | 16.45                      | 6.69                     | 619.01                 | 0.01                             | 14.23                 | Yes  |                       |
| MRW-3   | 6/29/2017  | 625.70       | 632.11    | 610.70    | 605.70    | 11.76                        | 6.98                          | 18.74                      | 6.85                     | 618.85                 | -0.16                            | 14.65                 | Yes  |                       |
| MRW-3   | 7/7/2017   | 625.70       | 632.11    | 610.70    | 605.70    | 11.13                        | 7.26                          | 18.39                      | 6.28                     | 619.42                 | 0.57                             | 15.28                 | Yes  |                       |
| MRW-3   | 7/12/2017  | 625.70       | 632.11    | 610.70    | 605.70    | 11.52                        | 5.26                          | 16.78                      | 6.24                     | 619.46                 | 0.04                             | 14.89                 | Yes  |                       |
| MRW-3   | 7/19/2017  | 625.70       | 632.11    | 610.70    | 605.70    | 10.97                        | 7.35                          | 18.32                      | 6.14                     | 619.56                 | 0.10                             | 15.44                 | Yes  |                       |

**Table 4**  
**Groundwater and LNAPL Gauging Data - Barge Dock**  
Former Amoco Terminal  
Superior, Wisconsin

| Well ID | Date       | Ground Elev. | TOC Elev. | TOS Elev. | BOS Elev. | Depth to Product (feet BTOC) | Free Product Thickness (feet)         | Depth to Water (feet BTOC) | Corrected DTW (feet bgs) | Corrected GW Elevation | Change in Corrected GW Elevation | Liquid in Well (feet) | Screen Submerged Below Water Table? (YES/NO) | Comments/Observations       |
|---------|------------|--------------|-----------|-----------|-----------|------------------------------|---------------------------------------|----------------------------|--------------------------|------------------------|----------------------------------|-----------------------|--|-----------------------------|
| MRW-3   | 7/26/2017  | 625.70       | 632.11    | 610.70    | 605.70    | 11.35                        | 6.69                                  | 18.04                      | 6.38                     | 619.32                 | -0.24                            | 15.06                 | Yes  |                             |
| MRW-3   | 7/27/2017  | 625.70       | 632.11    | 610.70    | 605.70    | 12.53                        | 2.35                                  | 14.88                      | 6.62                     | 619.08                 | -0.25                            | 13.88                 | Yes  |                             |
| MRW-3   | 8/4/2017   | 625.70       | 632.11    | 610.70    | 605.70    | 11.68                        | 6.83                                  | 18.51                      | 6.74                     | 618.96                 | -0.11                            | 14.73                 | Yes  |                             |
| MRW-3   | 8/8/2017   | 625.70       | 632.11    | 610.70    | 605.70    | 12.44                        | 3.81                                  | 16.25                      | 6.85                     | 618.85                 | -0.11                            | 13.97                 | Yes  |                             |
| MRW-3   | 8/15/2017  | 625.70       | 632.11    | 610.70    | 605.70    | 11.06                        | 6.62                                  | 17.68                      | 6.07                     | 619.63                 | 0.78                             | 15.35                 | Yes  |                             |
| MRW-3   | 8/22/2017  | 625.70       | 632.11    | 610.70    | 605.70    | 10.84                        | 6.37                                  | 17.21                      | 5.80                     | 619.90                 | 0.27                             | 15.57                 | Yes  |                             |
| MRW-3   |            |              |           |           |           |                              | Connected to portable skimming system |                            |                          |                        |                                  |                       |  |                             |
| MRW-3   | 8/30/2017  | 625.70       | 632.11    | 610.70    | 605.70    | 11.19                        | 2.36                                  | 13.55                      | 5.29                     | 620.41                 | 0.51                             | 15.22                 | Yes  |                             |
| MRW-3   | 9/7/2017   | 625.70       | 632.11    | 610.70    | 605.70    | 12.83                        | 0.10                                  | 12.93                      | 6.44                     | 619.26                 | -1.15                            | 13.58                 | Yes  | Portable system restarted   |
| MRW-3   | 9/14/2017  | 625.70       | 632.11    | 610.70    | 605.70    | 15.02                        | 0.07                                  | 15.09                      | 8.63                     | 617.07                 | -2.18                            | 11.39                 | Yes  |                             |
| MRW-3   | 9/19/2017  | 625.70       | 632.11    | 610.70    | 605.70    | 12.7                         | 1.22                                  | 13.92                      | 6.55                     | 619.15                 | 2.07                             | 13.71                 | Yes  |                             |
| MRW-3   | 9/27/2017  | 625.70       | 632.11    | 610.70    | 605.70    | 15.06                        | 0.14                                  | 15.20                      | 8.68                     | 617.02                 | -2.13                            | 11.35                 | Yes  |                             |
| MRW-3   | 10/12/2017 | 625.70       | 632.11    | 610.70    | 605.70    | 11.42                        | 0.35                                  | 11.77                      | 5.09                     | 620.61                 | 3.59                             | 14.99                 | Yes  |                             |
| MRW-3   | 10/26/2017 | 625.70       | 632.11    | 610.70    | 605.70    | 12.02                        | 0.04                                  | 12.06                      | 5.62                     | 620.08                 | -0.53                            | 14.39                 | Yes  |                             |
| MRW-3   | 5/14/2018  | 625.70       | 632.11    | 610.70    | 605.70    | 13.17                        | 6.92                                  | 20.09                      | 8.25                     | 617.45                 | -2.63                            | 13.24                 | Yes  | System turned off 6/15-6/19 |
| MRW-3   | 5/15/2018  | 625.70       | 632.11    | 610.70    | 605.70    | 13.97                        | 4.05                                  | 18.02                      | 8.43                     | 617.27                 | -0.18                            | 12.44                 | Yes  |                             |
| MRW-3   | 5/23/2018  | 625.70       | 632.11    | 610.70    | 605.70    | 15.47                        | 0.98                                  | 16.45                      | 9.27                     | 616.43                 | -0.84                            | 10.94                 | Yes  |                             |
| MRW-3   | 5/24/2018  | 625.70       | 632.11    | 610.70    | 605.70    | 15.26                        | 0.69                                  | 15.95                      | 9.00                     | 616.70                 | 0.27                             | 11.15                 | Yes  |                             |
| MRW-3   | 5/30/2018  | 625.70       | 632.11    | 610.70    | 605.70    | 14.49                        | 1.26                                  | 15.75                      | 8.35                     | 617.35                 | 0.65                             | 11.92                 | Yes  |                             |
| MRW-3   | 6/8/2018   | 625.70       | 632.11    | 610.70    | 605.70    | 13.99                        | 0.47                                  | 14.46                      | 7.68                     | 618.02                 | 0.67                             | 12.42                 | Yes  |                             |
| MRW-3   | 6/12/2018  | 625.70       | 632.11    | 610.70    | 605.70    | 14.2                         | 0.23                                  | 14.43                      | 7.84                     | 617.86                 | -0.16                            | 12.21                 | Yes  |                             |
| MRW-3   | 6/15/2018  | 625.70       | 632.11    | 610.70    | 605.70    | 14.5                         | 0.00                                  | 14.50                      | 8.09                     | 617.61                 | -0.25                            | 11.91                 | Yes  |                             |
| MRW-3   | 6/19/2018  | 625.70       | 632.11    | 610.70    | 605.70    | 12.1                         | 3.39                                  | 15.49                      | 6.42                     | 619.28                 | 1.67                             | 14.31                 | Yes  |                             |
| MRW-3   | 6/27/2018  | 625.70       | 632.11    | 610.70    | 605.70    | 13.35                        | 0.85                                  | 14.20                      | 7.12                     | 618.58                 | -0.70                            | 13.06                 | Yes  |                             |
| MRW-3   | 6/28/2018  | 625.70       | 632.11    | 610.70    | 605.70    | 13.35                        | 0.85                                  | 14.20                      | 7.12                     | 618.58                 | 0.00                             | 13.06                 | Yes  | Pump removed from well      |
| MRW-3   | 7/3/2018   | 625.70       | 632.11    | 610.70    | 605.70    | 13.56                        | 0.08                                  | 13.64                      | 7.17                     | 618.53                 | -0.04                            | 12.85                 | Yes  |                             |
| MRW-3   | 7/10/2018  | 625.70       | 632.11    | 610.70    | 605.70    | 13.78                        | 0.14                                  | 13.92                      | 7.40                     | 618.30                 | -0.23                            | 12.63                 | Yes  |                             |
| MRW-3   | 7/25/2018  | 625.70       | 632.11    | 610.70    | 605.70    | 14.6                         | 0.75                                  | 15.35                      | 8.35                     | 617.35                 | -0.95                            | 11.81                 | Yes  |                             |
| MRW-3   | 8/8/2018   | 625.70       | 632.11    | 610.70    | 605.70    | 15.1                         | 0.81                                  | 15.91                      | 8.86                     | 616.84                 | -0.51                            | 11.31                 | Yes  | Pump Installed in well      |
| MRW-3   | 8/16/2018  | 625.70       | 632.11    | 610.70    | 605.70    | 15.68                        | 0.15                                  | 15.83                      | 9.30                     | 616.40                 | -0.44                            | 10.73                 | Yes  |                             |
| MRW-3   | 8/28/2018  | 625.70       | 632.11    | 610.70    | 605.70    | 15.64                        | 0.57                                  | 16.21                      | 9.35                     | 616.35                 | -0.05                            | 10.77                 | Yes  |                             |
| MRW-3   | 9/4/2018   | 625.70       | 632.11    | 610.70    | 605.70    | 15.3                         | 0.64                                  | 15.94                      | 9.03                     | 616.67                 | 0.32                             | 11.11                 | Yes  | System shut off 6/4/2019    |
| MRW-3   | 10/2/2018  | 625.70       | 632.11    | 610.70    | 605.70    | 13.6                         | 6.02                                  | 19.62                      | 8.48                     | 617.22                 | 0.54                             | 12.81                 | Yes  | Pump taken out of well      |
| MRW-3   | 10/16/2018 | 625.70       | 632.11    | 610.70    | 605.70    | 11.82                        | 7.45                                  | 19.27                      | 7.01                     | 618.69                 | 1.47                             | 14.59                 | Yes  |                             |
| MRW-3   | 5/2/2019   | 625.70       | 632.11    | 610.70    | 605.70    | 11.68                        | 8.28                                  | 19.96                      | 7.05                     | 618.65                 | -0.04                            | 14.73                 | Yes  |                             |
| MRW-3   | 5/7/2019   | 625.70       | 632.11    | 610.70    | 605.70    | 17.28                        | 0.70                                  | 17.98                      | 11.02                    | 614.68                 | -3.97                            | 9.13                  | Yes  |                             |
| MRW-3   | 5/14/2019  | 625.70       | 632.11    | 610.70    | 605.70    | 11.85                        | 6.05                                  | 17.90                      | 6.74                     | 618.96                 | 4.28                             | 14.56                 | Yes  |                             |
| MRW-3   | 5/22/2019  | 625.70       | 632.11    | 610.70    | 605.70    | 12.12                        | 1.66                                  | 13.78                      | 6.07                     | 619.63                 | 0.67                             | 14.29                 | Yes  |                             |
| MRW-3   | 5/28/2019  | 625.70       | 632.11    | 610.70    | 605.70    | 12.12                        | 0.15                                  | 12.27                      | 5.74                     | 619.96                 | 0.32                             | 14.29                 | Yes  |                             |
| MRW-3   | 6/13/2019  | 625.70       | 632.11    | 610.70    | 605.70    | 10.68                        | 7.55                                  | 18.23                      | 5.89                     | 619.81                 | -0.15                            | 15.73                 | Yes  |                             |
| MRW-3   | 6/24/2019  | 625.70       | 632.11    | 610.70    | 605.70    | 11.38                        | 7.59                                  | 18.97                      | 6.60                     | 619.10                 | -0.71                            | 15.03                 | Yes  |                             |
| MRW-3   | 7/3/2019   | 625.70       | 632.11    | 610.70    | 605.70    | 11.23                        | 6.21                                  | 17.44                      | 6.15                     | 619.55                 | 0.45                             | 15.18                 | Yes  |                             |
| MRW-3   | 7/25/2019  | 625.70       | 632.11    | 610.70    | 605.70    | 12.89                        | 6.63                                  | 19.52                      | 7.90                     | 617.80                 | -1.75                            | 13.52                 | Yes  |                             |



**Table 4  
Groundwater and LNAPL Gauging Data - Barge Dock  
Former Amoco Terminal  
Superior, Wisconsin**

| Well ID | Date       | Ground Elev. | TOC Elev. | TOS Elev. | BOS Elev. | Depth to Product (feet BTOC) | Free Product Thickness (feet) | Depth to Water (feet BTOC) | Corrected DTW (feet bgs) | Corrected GW Elevation | Change in Corrected GW Elevation | Liquid in Well (feet) | Screen Submerged Below Water Table? (YES/NO) | Comments/Observations |
|---------|------------|--------------|-----------|-----------|-----------|------------------------------|-------------------------------|----------------------------|--------------------------|------------------------|----------------------------------|-----------------------|--|-----------------------|
| MRW-3   | 8/5/2019   | 625.70       | 632.11    | 610.70    | 605.70    | 13.36                        | 5.74                          | 19.10                      | 8.18                     | 617.52                 | -0.28                            | 13.05                 | Yes  |                       |
| MRW-3   | 8/14/2019  | 625.70       | 632.11    | 610.70    | 605.70    | 13.89                        | 5.21                          | 19.10                      | 8.60                     | 617.10                 | -0.42                            | 12.52                 | Yes  |                       |
| MRW-3   | 8/28/2019  | 625.70       | 632.11    | 610.70    | 605.70    | 13.96                        | 5.42                          | 19.38                      | 8.71                     | 616.99                 | -0.53                            | 12.45                 | Yes  |                       |
| MRW-3   | 9/12/2019  | 625.70       | 632.11    | 610.70    | 605.70    | 13.48                        | 5.88                          | 19.36                      | 8.33                     | 617.37                 | 0.38                             | 12.93                 | Yes  |                       |
| MRW-3   | 9/25/2019  | 625.70       | 632.11    | 610.70    | 605.70    | 12.61                        | 6.76                          | 19.37                      | 7.65                     | 618.05                 | 0.68                             | 13.80                 | Yes  |                       |
| MRW-3   | 10/7/2019  | 625.70       | 632.11    | 610.70    | 605.70    | 11.29                        | 7.69                          | 18.98                      | 6.53                     | 619.17                 | 1.12                             | 15.12                 | Yes  |                       |
| MRW-3   | 10/29/2019 | 625.70       | 632.11    | 610.70    | 605.70    | 10.92                        | 8.48                          | 19.40                      | 6.33                     | 619.37                 | 0.20                             | 15.49                 | Yes  |                       |
| MRW-3   | 4/22/2020  | 625.70       | 632.11    | 610.70    | 605.70    | 9.93                         | 10.01                         | 19.94                      | 5.67                     | 620.03                 | 0.66                             | 16.48                 | Yes  |                       |
| MRW-3   | 4/30/2020  | 625.70       | 632.11    | 610.70    | 605.70    | 9.98                         | 9.06                          | 19.04                      | 5.52                     | 620.18                 | 0.15                             | 16.43                 | Yes  |                       |
| MRW-3   | 5/11/2020  | 625.70       | 632.11    | 610.70    | 605.70    | 10.31                        | 8.75                          | 19.06                      | 5.78                     | 619.92                 | -0.26                            | 16.10                 | Yes  |                       |
| MRW-3   | 5/20/2020  | 625.70       | 632.11    | 610.70    | 605.70    | 11.18                        | 7.22                          | 18.40                      | 6.32                     | 619.38                 | -0.54                            | 15.23                 | Yes  |                       |
| MRW-3   | 5/26/2020  | 625.70       | 632.11    | 610.70    | 605.70    | 11.40                        | 8.28                          | 19.68                      | 6.77                     | 618.93                 | -0.45                            | 15.01                 | Yes  |                       |
| MRW-3   | 5/28/2020  | 625.70       | 632.11    | 610.70    | 605.70    | 10.95                        | 8.57                          | 19.52                      | 6.38                     | 619.32                 | 0.39                             | 15.46                 | Yes  |                       |
| MRW-3   | 6/22/2020  | 625.70       | 632.11    | 610.70    | 605.70    | 12.68                        | 6.56                          | 19.24                      | 7.68                     | 618.02                 | -1.30                            | 13.73                 | Yes  |                       |
| MRW-3   | 7/6/2020   | 625.70       | 632.11    | 610.70    | 605.70    | 13.21                        | 6.63                          | 19.84                      | 8.22                     | 617.48                 | -0.55                            | 13.20                 | Yes  |                       |
| MRW-3   | 7/20/2020  | 625.70       | 632.11    | 610.70    | 605.70    | 12.65                        | 7.27                          | 19.92                      | 7.80                     | 617.90                 | 0.42                             | 13.76                 | Yes  |                       |
| MRW-3   | 7/28/2020  | 625.70       | 632.11    | 610.70    | 605.70    | 13.02                        | 6.80                          | 19.82                      | 8.07                     | 617.63                 | -0.27                            | 13.39                 | Yes  |                       |
| MRW-3   | 8/12/2020  | 625.70       | 632.11    | 610.70    | 605.70    | 12.33                        | 7.32                          | 19.65                      | 7.49                     | 618.21                 | 0.58                             | 14.08                 | Yes  |                       |
| MRW-3   | 8/25/2020  | 625.70       | 632.11    | 610.70    | 605.70    | 14.02                        | 3.12                          | 17.14                      | 8.28                     | 617.42                 | -0.79                            | 12.39                 | Yes  |                       |
| MRW-3   | 9/8/2020   | 625.70       | 632.11    | 610.70    | 605.70    | 14.85                        | 0.07                          | 14.92                      | 8.46                     | 617.24                 | -0.17                            | 11.56                 | Yes  |                       |
| MRW-3   | 9/23/2020  | 625.70       | 632.11    | 610.70    | 605.70    | 14.95                        | 1.01                          | 15.96                      | 8.76                     | 616.94                 | -0.30                            | 11.46                 | Yes  |                       |
| MRW-3   | 10/7/2020  | 625.70       | 632.11    | 610.70    | 605.70    | 15.68                        | 0.69                          | 16.37                      | 9.42                     | 616.28                 | -0.66                            | 10.73                 | Yes  |                       |
| MRW-3   | 4/28/2021  | 625.70       | 632.11    | 610.70    | 605.70    | 12.20                        | 7.91                          | 20.11                      | 7.49                     | 618.21                 | 1.93                             | 14.21                 | Yes  |                       |
| MRW-3   | 5/6/2021   | 625.70       | 632.11    | 610.70    | 605.70    | 14.21                        | 0.18                          | 14.39                      | 7.84                     | 617.86                 | -0.35                            | 12.20                 | Yes  |                       |
| MRW-3   | 5/13/2021  | 625.70       | 632.11    | 610.70    | 605.70    | 14.41                        | 0.30                          | 14.71                      | 8.06                     | 617.64                 | -0.23                            | 12.00                 | Yes  |                       |
| MRW-3   | 5/19/2021  | 625.70       | 632.11    | 610.70    | 605.70    | 14.73                        | 0.04                          | 14.77                      | 8.33                     | 617.37                 | -0.26                            | 11.68                 | Yes  |                       |
| MRW-3   | 5/24/2021  | 625.70       | 632.11    | 610.70    | 605.70    | 13.67                        | 1.23                          | 14.90                      | 7.52                     | 618.18                 | 0.80                             | 12.74                 | Yes  |                       |
| MRW-3   | 5/28/2021  | 625.70       | 632.11    | 610.70    | 605.70    | 13.77                        | 1.14                          | 14.91                      | 7.60                     | 618.10                 | -0.08                            | 12.64                 | Yes  |                       |
| MRW-3   | 6/8/2021   | 625.70       | 632.11    | 610.70    | 605.70    | 14.64                        | 0.12                          | 14.76                      | 8.26                     | 617.44                 | -0.65                            | 11.77                 | Yes  |                       |
| MRW-3   | 6/22/2021  | 625.70       | 632.11    | 610.70    | 605.70    | 14.86                        | 1.09                          | 15.95                      | 8.68                     | 617.02                 | -0.43                            | 11.55                 | Yes  |                       |
| MRW-3   | 7/1/2021   | 625.70       | 632.11    | 610.70    | 605.70    | 14.55                        | 0.83                          | 15.38                      | 8.32                     | 617.38                 | 0.37                             | 11.86                 | Yes  |                       |
| MRW-3   | 7/12/2021  | 625.70       | 632.11    | 610.70    | 605.70    | 15.11                        | 1.17                          | 16.28                      | 8.95                     | 616.75                 | -0.63                            | 11.30                 | Yes  |                       |
| MRW-3   | 7/27/2021  | 625.70       | 632.11    | 610.70    | 605.70    | 15.58                        | 1.12                          | 16.70                      | 9.41                     | 616.29                 | -0.46                            | 10.83                 | Yes  |                       |
| MRW-3   | 8/3/2021   | 625.70       | 632.11    | 610.70    | 605.70    | 15.83                        | 0.27                          | 16.10                      | 9.48                     | 616.22                 | -0.07                            | 10.58                 | Yes  |                       |
| MRW-3   | 8/10/2021  | 625.70       | 632.11    | 610.70    | 605.70    | 15.99                        | 0.09                          | 16.08                      | 9.60                     | 616.10                 | -0.12                            | 10.42                 | Yes  |                       |
| MRW-3   | 8/24/2021  | 625.70       | 632.11    | 610.70    | 605.70    | 16.17                        | 1.31                          | 17.48                      | 10.04                    | 615.66                 | -0.44                            | 10.24                 | Yes  |                       |
| MRW-3   | 9/14/2021  | 625.70       | 632.11    | 610.70    | 605.70    | 16.35                        | 0.34                          | 16.69                      | 10.01                    | 615.69                 | 0.03                             | 10.06                 | Yes  |                       |
| MRW-3   | 9/28/2021  | 625.70       | 632.11    | 610.70    | 605.70    | 15.94                        | 0.58                          | 16.52                      | 9.65                     | 616.05                 | 0.36                             | 10.47                 | Yes  |                       |
| MRW-3   | 10/5/2021  | 625.70       | 632.11    | 610.70    | 605.70    | 16.06                        | 0.17                          | 16.23                      | 9.69                     | 616.01                 | -0.03                            | 10.35                 | Yes  |                       |
| MRW-3   | 10/19/2021 | 625.70       | 632.11    | 610.70    | 605.70    | 15.98                        | 0.16                          | 16.14                      | 9.60                     | 616.10                 | 0.08                             | 10.43                 | Yes  |                       |
| MRW-3   | 10/28/2021 | 625.70       | 632.11    | 610.70    | 605.70    | 16.16                        | 0.11                          | 16.27                      | 9.77                     | 615.93                 | -0.17                            | 10.25                 | Yes  |                       |
| MRW-4   | 10/11/2009 | 625.69       | 628.21    | 615.69    | 595.69    | 14.85                        | 0.21                          | 15.06                      | 12.38                    | 613.31                 | NA                               | 17.67                 | No   |                       |

**Table 4**  
**Groundwater and LNAPL Gauging Data - Barge Dock**  
Former Amoco Terminal  
Superior, Wisconsin

| Well ID | Date       | Ground Elev. | TOC Elev. | TOS Elev. | BOS Elev. | Depth to Product (feet BTOC) | Free Product Thickness (feet) | Depth to Water (feet BTOC) | Corrected DTW (feet bgs) | Corrected GW Elevation | Change in Corrected GW Elevation | Liquid in Well (feet) | Screen Submerged Below Water Table? (YES/NO) | Comments/Observations  |
|---------|------------|--------------|-----------|-----------|-----------|------------------------------|-------------------------------|----------------------------|--------------------------|------------------------|----------------------------------|-----------------------|--|--|
| MRW-4   | 4/28/2010  | 625.69       | 628.21    | 615.69    | 595.69    | 14.30                        | 0.72                          | 15.02                      | 11.93                    | 613.76                 | 0.44                             | 18.22                 | No   | Spill Buddy Before Reading                                       |
| MRW-4   | 10/25/2010 | 625.69       | 628.21    | 615.69    | 595.69    | 12.60                        | 1.18                          | 13.78                      | 10.33                    | 615.36                 | 1.60                             | 19.92                 | No   |  |
| MRW-4   | 4/25/2011  | 625.69       | 628.21    | 615.69    | 595.69    | 12.76                        | 1.63                          | 14.39                      | 10.59                    | 615.10                 | -0.26                            | 19.76                 | No   |  |
| MRW-4   | 10/11/2011 | 625.69       | 628.21    | 615.69    | 595.69    | 14.18                        | 2.00                          | 16.18                      | 12.09                    | 613.60                 | -1.50                            | 18.34                 | No   | Spill Buddy Before Reading                                       |
| MRW-4   | 1/4/2012   | 625.69       | 628.21    | 615.69    | 595.69    | 15.38                        | 2.23                          | 17.61                      | 13.34                    | 612.35                 | -1.25                            | 17.14                 | No   |  |
| MRW-4   | 4/16/2012  | 625.69       | 628.21    | 615.69    | 595.69    | 14.84                        | 2.38                          | 17.22                      | 12.83                    | 612.86                 | 0.51                             | 17.68                 | No   | Spill Buddy Before Reading                                       |
| MRW-4   | 6/28/2012  | 625.69       | 628.21    | 615.69    | 595.69    | 10.37                        | 3.53                          | 13.90                      | 8.61                     | 617.08                 | 4.22                             | 22.15                 | Yes  |  |
| MRW-4   | 7/10/2012  | 625.69       | 628.21    | 615.69    | 595.69    | 11.94                        | 2.76                          | 14.70                      | 10.01                    | 615.68                 | -1.40                            | 20.58                 | No   |  |
| MRW-4   | 7/24/2012  | 625.69       | 628.21    | 615.69    | 595.69    | 13.64                        | 0.31                          | 13.95                      | 11.19                    | 614.50                 | -1.17                            | 18.88                 | No   |  |
| MRW-4   | 8/19/2012  | 625.69       | 628.21    | 615.69    | 595.69    | 14.24                        | 0.38                          | 14.62                      | 11.80                    | 613.89                 | -0.62                            | 18.28                 | No   |  |
| MRW-4   | 8/28/2012  | 625.69       | 628.21    | 615.69    | 595.69    | 14.63                        | 0.46                          | 15.09                      | 12.21                    | 613.48                 | -0.41                            | 17.89                 | No   |  |
| MRW-4   | 9/17/2012  | 625.69       | 628.21    | 615.69    | 595.69    | 15.31                        | 0.18                          | 15.49                      | 12.83                    | 612.86                 | -0.62                            | 17.21                 | No   |  |
| MRW-4   | 9/28/2012  | 625.69       | 628.21    | 615.69    | 595.69    | 15.60                        | 0.20                          | 15.80                      | 13.12                    | 612.57                 | -0.29                            | 16.92                 | No   |  |
| MRW-4   | 9/30/2012  | 625.69       | 628.21    | 615.69    | 595.69    | 15.62                        | 0.08                          | 15.70                      | 13.12                    | 612.57                 | 0.01                             | 16.90                 | No   |  |
| MRW-4   | 11/21/2012 | 625.69       | 628.21    | 615.69    | 595.69    | 15.90                        | 0.21                          | 16.11                      | 13.43                    | 612.26                 | -0.31                            | 16.62                 | No   |  |
| MRW-4   | 12/17/2012 | 625.69       | 628.21    | 615.69    | 595.69    | 16.06                        | 0.21                          | 16.27                      | 13.59                    | 612.10                 | -0.16                            | 16.46                 | No   |  |
| MRW-4   | 3/25/2013  | 625.69       | 628.21    | 615.69    | 595.69    | 17.11                        | 0.37                          | 17.48                      | 14.67                    | 611.02                 | -1.08                            | 15.41                 | No   |  |
| MRW-4   | 5/5/2013   | 625.69       | 628.21    | 615.69    | 595.69    | 14.49                        | 0.30                          | 14.79                      | 12.03                    | 613.66                 | 2.64                             | 18.03                 | No   |  |
| MRW-4   | 4/15/2015  | 625.69       | 628.21    | 615.69    | 595.69    | 15.22                        | 1.39                          | 16.61                      | 13.00                    | 612.69                 | -0.96                            | 17.30                 | No   |  |
| MRW-4   | 4/22/2015  | 625.69       | 628.21    | 615.69    | 595.69    | 14.77                        | 0.41                          | 15.18                      | 12.34                    | 613.35                 | 0.66                             | 17.75                 | No   |  |
| MRW-4   | 4/29/2015  | 625.69       | 628.21    | 615.69    | 595.69    | 14.58                        | 0.32                          | 14.90                      | 12.13                    | 613.56                 | 0.21                             | 17.94                 | No   |  |
| MRW-4   | 5/12/2015  | 625.69       | 628.21    | 615.69    | 595.69    | 13.95                        | 0.35                          | 14.30                      | 11.51                    | 614.18                 | 0.62                             | 18.57                 | No   |  |
| MRW-4   | 6/9/2015   | 625.69       | 628.21    | 615.69    | 595.69    | 12.87                        | 0.43                          | 13.30                      | 10.44                    | 615.25                 | 1.06                             | 19.65                 | No   |  |
| MRW-4   | 5/23/2016  | 625.69       | 628.21    | 615.69    | 595.69    | 11.19                        | 1.20                          | 12.39                      | 8.93                     | 616.76                 | 1.51                             | 21.33                 | Yes  |  |
| MRW-4   | 10/3/2016  | 625.69       | 628.21    | 615.69    | 595.69    | 12.90                        | 1.02                          | 13.92                      | 10.60                    | 615.09                 | -1.67                            | 19.62                 | No   |  |
| MRW-4   | 5/18/2017  | 625.69       | 628.21    | 615.69    | 595.69    | 11.17                        | 0.57                          | 11.74                      | 8.77                     | 616.92                 | 1.83                             | 21.35                 | Yes  |  |
| MRW-4   | 5/31/2017  | 625.69       | 628.21    | 615.69    | 595.69    | 10.20                        | 0.37                          | 10.57                      | 7.76                     | 617.93                 | 1.01                             | 22.32                 | Yes  |  |
| MRW-4   | 8/8/2017   | 625.69       | 628.21    | 615.69    | 595.69    | 11.96                        | 0.45                          | 12.41                      | 9.54                     | 616.15                 | -1.78                            | 20.56                 | Yes  |  |
| MRW-4   | 8/15/2017  | 625.69       | 628.21    | 615.69    | 595.69    | 11.20                        | 0.50                          | 11.70                      | 8.79                     | 616.90                 | 0.75                             | 21.32                 | Yes  |  |
| MRW-4   | 5/28/2019  | 625.69       | 628.21    | 615.69    | 595.69    | 10.23                        | 1.81                          | 12.04                      | 8.10                     | 617.59                 | 0.69                             | 22.29                 | Yes  |  |
| MRW-4   | 5/26/2020  | 625.69       | 628.21    | 615.69    | 595.69    | 11.63                        | 0.78                          | 12.41                      | 9.28                     | 616.41                 | -1.18                            | 20.89                 | Yes  |  |
| MRW-4   | 5/24/2021  | 625.69       | 628.21    | 615.69    | 595.69    | 12.31                        | 0.93                          | 13.24                      | 9.99                     | 615.70                 | -0.71                            | 20.21                 | Yes  |  |
| MRW-5   | 10/12/2011 | 625.10       | 627.88    | 610.12    | 595.12    | 12.51                        | 6.57                          | 19.08                      | 16.30                    | 608.80                 | NA                               | 20.25                 | No   | Reading after portable system removal                            |
| MRW-5   | 10/21/2011 | 625.10       | 627.88    | 610.12    | 595.12    | 12.70                        | 6.52                          | 19.22                      | 16.44                    | 608.66                 | -0.14                            | 20.06                 | No   |  |
| MRW-5   | 10/27/2011 | 625.10       | 627.88    | 610.12    | 595.12    | 12.85                        | 6.38                          | 19.23                      | 16.45                    | 608.65                 | -0.01                            | 19.91                 | No   |  |
| MRW-5   | 11/3/2011  | 625.10       | 627.88    | 610.12    | 595.12    | 13.15                        | 6.14                          | 19.29                      | 16.51                    | 608.59                 | -0.06                            | 19.61                 | No   |  |
| MRW-5   | 11/9/2011  | 625.10       | 627.88    | 610.12    | 595.12    | 13.11                        | 6.13                          | 19.24                      | 16.46                    | 608.64                 | 0.05                             | 19.65                 | No   |  |
| MRW-5   | 11/17/2011 | 625.10       | 627.88    | 610.12    | 595.12    | 13.47                        | 5.80                          | 19.27                      | 16.49                    | 608.61                 | -0.03                            | 19.29                 | No   | Reading before install of well pumps for Barge system expansion. |
| MRW-5   | 11/29/2011 | 625.10       | 627.88    | 610.12    | 595.12    | 13.80                        | 5.00                          | 18.80                      | 16.02                    | 609.08                 | 0.47                             | 18.96                 | No   | Connected to System  |
| MRW-5   | 12/1/2011  | 625.10       | 627.88    | 610.12    | 595.12    | 14.13                        | 7.63                          | 21.76                      | 18.98                    | 606.12                 | -2.96                            | 18.63                 | No   | Connected to System  |
| MRW-5   | 1/4/2012   | 625.10       | 627.88    | 610.12    | 595.12    | 14.37                        | 4.93                          | 19.30                      | 16.52                    | 608.58                 | 2.46                             | 18.39                 | No   | Connected to System  |
| MRW-5   | 2/16/2012  | 625.10       | 627.88    | 610.12    | 595.12    | 15.24                        | 4.10                          | 19.34                      | 16.56                    | 608.54                 | -0.04                            | 17.52                 | No   |  |
| MRW-5   | 3/13/2012  | 625.10       | 627.88    | 610.12    | 595.12    | 15.09                        | 4.26                          | 19.35                      | 16.57                    | 608.53                 | -0.01                            | 17.67                 | No   |  |
| MRW-5   | 4/16/2012  | 625.10       | 627.88    | 610.12    | 595.12    | 13.74                        | 5.65                          | 19.39                      | 16.61                    | 608.49                 | -0.04                            | 19.02                 | No   |  |

**Table 4**  
**Groundwater and LNAPL Gauging Data - Barge Dock**  
Former Amoco Terminal  
Superior, Wisconsin

| Well ID  | Date       | Ground Elev. | TOC Elev. | TOS Elev. | BOS Elev. | Depth to Product (feet BTOC) | Free Product Thickness (feet) | Depth to Water (feet BTOC) | Corrected DTW (feet bgs) | Corrected GW Elevation | Change in Corrected GW Elevation | Liquid in Well (feet) | Screen Submerged Below Water Table? (YES/NO) | Comments/Observations |
|--|------------|--------------|-----------|-----------|-----------|------------------------------|-------------------------------|----------------------------|--------------------------|------------------------|----------------------------------|-----------------------|--|-----------------------|
| MRW-5  | 6/19/2012  | 625.10       | 627.88    | 610.12    | 595.12    | 9.82                         | 9.72                          | 19.54                      | 16.76                    | 608.34                 | -0.15                            | 22.94                 | No   |                       |
| MRW-5  | 6/21/2012  | 625.10       | 627.88    | 610.12    | 595.12    | 10.70                        | 0.65                          | 11.35                      | 8.57                     | 616.53                 | 8.19                             | 22.06                 | Yes  |                       |
| MRW-5  | 6/22/2012  | 625.10       | 627.88    | 610.12    | 595.12    | 8.40                         | 10.53                         | 18.93                      | 16.15                    | 608.95                 | -7.58                            | 24.36                 | No   |                       |
| MRW-5  | 6/28/2012  | 625.10       | 627.88    | 610.12    | 595.12    | 11.14                        | 0.25                          | 11.39                      | 8.61                     | 616.49                 | 7.54                             | 21.62                 | Yes  |                       |
| MRW-5  | 12/17/2012 | 625.10       | 627.88    | 610.12    | 595.12    | 15.25                        | 3.90                          | 19.15                      | 16.37                    | 608.73                 | -7.76                            | 17.51                 | No   |                       |
| <b>Well connected to Barge Dock Skimmer system - Phase 2</b> |            |              |           |           |           |                              |                               |                            |                          |                        |                                  |                       |  |                       |
| MRW-5  | 3/25/2013  | 625.10       | 627.88    | 610.12    | 595.12    | 16.55                        | 2.84                          | 19.39                      | 16.61                    | 608.49                 | -0.24                            | 16.21                 | No   |                       |
| MRW-5  | 5/5/2013   | 625.10       | 627.88    | 610.12    | 595.12    | 13.27                        | 6.12                          | 19.39                      | 16.61                    | 608.49                 | 0.00                             | 19.49                 | No   |                       |
| MRW-5  | 3/17/2015  | 625.10       | 627.88    | 610.12    | 595.12    | 14.75                        | 4.22                          | 18.97                      | 16.19                    | 608.91                 | 0.42                             | 18.01                 | No   |                       |
| MRW-5  | 6/25/2015  | 625.10       | 627.88    | 610.12    | 595.12    | 13.64                        | 0.26                          | 13.90                      | 11.12                    | 613.98                 | 5.49                             | 19.12                 | Yes  |                       |
| MRW-5  | 7/10/2015  | 625.10       | 627.88    | 610.12    | 595.12    | 13.55                        | 0.36                          | 13.91                      | 11.13                    | 613.97                 | -0.01                            | 19.21                 | Yes  |                       |
| MRW-5  | 7/13/2015  | 625.10       | 627.88    | 610.12    | 595.12    | 13.50                        | 0.37                          | 13.87                      | 11.09                    | 614.01                 | 0.04                             | 19.26                 | Yes  |                       |
| MRW-5  | 9/10/2015  | 625.10       | 627.88    | 610.12    | 595.12    | 13.79                        | 0.29                          | 14.08                      | 11.30                    | 613.80                 | -0.21                            | 18.97                 | Yes  |                       |
| MRW-5  | 9/24/2015  | 625.10       | 627.88    | 610.12    | 595.12    | 13.28                        | 0.02                          | 13.30                      | 10.52                    | 614.58                 | 0.78                             | 19.48                 | Yes  |                       |
| MRW-5  | 10/1/2015  | 625.10       | 627.88    | 610.12    | 595.12    | 12.97                        | 0.26                          | 13.23                      | 10.45                    | 614.65                 | 0.07                             | 19.79                 | Yes  |                       |
| MRW-5  | 10/14/2015 | 625.10       | 627.88    | 610.12    | 595.12    | 13.49                        | 0.35                          | 13.84                      | 11.06                    | 614.04                 | -0.61                            | 19.27                 | Yes  |                       |
| MRW-5  | 3/7/2016   | 625.10       | 627.88    | 610.12    | 595.12    | 10.74                        | 0.25                          | 10.99                      | 8.21                     | 616.89                 | 2.85                             | 22.02                 | Yes  | Pre system start      |
| MRW-5  | 4/21/2016  | 625.10       | 627.88    | 610.12    | 595.12    | 8.94                         | 9.82                          | 18.76                      | 15.98                    | 609.12                 | -7.77                            | 23.82                 | No   |                       |
| MRW-5  | 5/18/2016  | 625.10       | 627.88    | 610.12    | 595.12    | 10.98                        | 1.13                          | 12.11                      | 9.33                     | 615.77                 | 6.65                             | 21.78                 | Yes  |                       |
| MRW-5  | 5/25/2016  | 625.10       | 627.88    | 610.12    | 595.12    | 11.40                        | 0.32                          | 11.72                      | 8.94                     | 616.16                 | 0.39                             | 21.36                 | Yes  |                       |
| MRW-5  | 5/31/2016  | 625.10       | 627.88    | 610.12    | 595.12    | 11.29                        | 0.29                          | 11.58                      | 8.80                     | 616.30                 | 0.14                             | 21.47                 | Yes  |                       |
| MRW-5  | 6/14/2016  | 625.10       | 627.88    | 610.12    | 595.12    | 11.18                        | 0.28                          | 11.46                      | 8.68                     | 616.42                 | 0.12                             | 21.58                 | Yes  |                       |
| MRW-5  | 6/21/2016  | 625.10       | 627.88    | 610.12    | 595.12    | 10.66                        | 0.19                          | 10.85                      | 8.07                     | 617.03                 | 0.61                             | 22.10                 | Yes  |                       |
| MRW-5  | 7/6/2016   | 625.10       | 627.88    | 610.12    | 595.12    | 10.17                        | 7.51                          | 17.68                      | 14.90                    | 610.20                 | -6.83                            | 22.59                 | Yes  |                       |
| MRW-5  | 7/7/2016   | 625.10       | 627.88    | 610.12    | 595.12    | 11.07                        | 3.10                          | 14.17                      | 11.39                    | 613.71                 | 3.51                             | 21.69                 | Yes  |                       |
| MRW-5  | 7/15/2016  | 625.10       | 627.88    | 610.12    | 595.12    | 11.08                        | 0.27                          | 11.35                      | 8.57                     | 616.53                 | 0.11                             | 21.68                 | Yes  |                       |
| MRW-5  | 7/25/2016  | 625.10       | 627.88    | 610.12    | 595.12    | 11.75                        | 0.44                          | 12.19                      | 9.41                     | 615.69                 | -0.84                            | 21.01                 | Yes  |                       |
| MRW-5  | 8/26/2016  | 625.10       | 627.88    | 610.12    | 595.12    | 12.96                        | 0.37                          | 13.33                      | 10.55                    | 614.55                 | -1.14                            | 19.80                 | Yes  |                       |
| MRW-5  | 9/2/2016   | 625.10       | 627.88    | 610.12    | 595.12    | 12.85                        | 0.50                          | 13.35                      | 10.57                    | 614.53                 | -0.02                            | 19.91                 | Yes  |                       |
| MRW-5  | 10/3/2016  | 625.10       | 627.88    | 610.12    | 595.12    | 13.04                        | 0.30                          | 13.34                      | 10.56                    | 614.54                 | 0.01                             | 19.72                 | Yes  |                       |
| MRW-5  | 10/6/2016  | 625.10       | 627.88    | 610.12    | 595.12    | 13.18                        | 0.34                          | 13.52                      | 10.74                    | 614.36                 | -0.18                            | 19.58                 | Yes  |                       |
| MRW-5  | 10/13/2016 | 625.10       | 627.88    | 610.12    | 595.12    | 13.24                        | 0.33                          | 13.57                      | 10.79                    | 614.31                 | -0.05                            | 19.52                 | Yes  |                       |
| MRW-5  | 5/2/2017   | 625.10       | 627.88    | 610.12    | 595.12    | 9.37                         | 9.38                          | 18.75                      | 15.97                    | 609.13                 | -5.18                            | 23.39                 | No   |                       |
| MRW-5  | 5/8/2017   | 625.10       | 627.88    | 610.12    | 595.12    | 11.51                        | 0.31                          | 11.82                      | 9.04                     | 616.06                 | 6.93                             | 21.25                 | Yes  |                       |
| MRW-5  | 5/18/2017  | 625.10       | 627.88    | 610.12    | 595.12    | 11.19                        | 0.31                          | 11.50                      | 8.72                     | 616.38                 | 0.32                             | 21.57                 | Yes  |                       |
| MRW-5  | 5/25/2017  | 625.10       | 627.88    | 610.12    | 595.12    | 10.09                        | 0.31                          | 10.40                      | 7.62                     | 617.48                 | 1.10                             | 22.67                 | Yes  |                       |
| MRW-5  | 5/31/2017  | 625.10       | 627.88    | 610.12    | 595.12    | 10.14                        | 0.33                          | 10.47                      | 7.69                     | 617.41                 | -0.07                            | 22.62                 | Yes  |                       |
| MRW-5  | 6/14/2017  | 625.10       | 627.88    | 610.12    | 595.12    | 11.30                        | 0.26                          | 11.56                      | 8.78                     | 616.32                 | -1.09                            | 21.46                 | Yes  |                       |
| MRW-5  | 6/21/2017  | 625.10       | 627.88    | 610.12    | 595.12    | 11.76                        | 0.64                          | 12.40                      | 9.62                     | 615.48                 | -0.84                            | 21.00                 | Yes  |                       |
| MRW-5  | 06/29/17   | 625.10       | 627.88    | 610.12    | 595.12    | 11.96                        | 0.26                          | 12.22                      | 9.44                     | 615.66                 | 0.18                             | 20.80                 | Yes  |                       |
| MRW-5  | 7/7/2017   | 625.10       | 627.88    | 610.12    | 595.12    | 11.45                        | 0.30                          | 11.75                      | 8.97                     | 616.13                 | 0.47                             | 21.31                 | Yes  |                       |
| MRW-5  | 07/12/17   | 625.10       | 627.88    | 610.12    | 595.12    | 11.44                        | 0.22                          | 11.66                      | 8.88                     | 616.22                 | 0.09                             | 21.32                 | Yes  |                       |
| MRW-5  | 7/19/2017  | 625.10       | 627.88    | 610.12    | 595.12    | 11.33                        | 0.30                          | 11.63                      | 8.85                     | 616.25                 | 0.03                             | 21.43                 | Yes  |                       |
| MRW-5  | 07/26/17   | 625.10       | 627.88    | 610.12    | 595.12    | 11.56                        | 0.30                          | 11.86                      | 9.08                     | 616.02                 | -0.23                            | 21.20                 | Yes  |                       |
| MRW-5  | 7/27/2017  | 625.10       | 627.88    | 610.12    | 595.12    | 11.73                        | 0.30                          | 12.03                      | 9.25                     | 615.85                 | -0.17                            | 21.03                 | Yes  |                       |
| MRW-5  | 08/04/17   | 625.10       | 627.88    | 610.12    | 595.12    | 11.88                        | 0.30                          | 12.18                      | 9.40                     | 615.70                 | -0.15                            | 20.88                 | Yes  |                       |
| MRW-5  | 8/8/2017   | 625.10       | 627.88    | 610.12    | 595.12    | 12.01                        | 0.31                          | 12.32                      | 9.54                     | 615.56                 | -0.14                            | 20.75                 | Yes  |                       |
| MRW-5  | 08/15/17   | 625.10       | 627.88    | 610.12    | 595.12    | 11.28                        | 0.20                          | 11.48                      | 8.70                     | 616.40                 | 0.84                             | 21.48                 | Yes  |                       |
| MRW-5  | 8/22/2017  | 625.10       | 627.88    | 610.12    | 595.12    | 10.97                        | 0.36                          | 11.33                      | 8.55                     | 616.55                 | 0.15                             | 21.79                 | Yes  |                       |

**Table 4**  
**Groundwater and LNAPL Gauging Data - Barge Dock**  
**Former Amoco Terminal**  
**Superior, Wisconsin**

| Well ID | Date       | Ground Elev. | TOC Elev. | TOS Elev. | BOS Elev. | Depth to Product (feet BTOC) | Free Product Thickness (feet) | Depth to Water (feet BTOC) | Corrected DTW (feet bgs) | Corrected GW Elevation | Change in Corrected GW Elevation | Liquid in Well (feet) | Screen Submerged Below Water Table? (YES/NO) | Comments/Observations                                   |
|---------|------------|--------------|-----------|-----------|-----------|------------------------------|-------------------------------|----------------------------|--------------------------|------------------------|----------------------------------|-----------------------|--|---|
| MRW-5   | 08/30/17   | 625.10       | 627.88    | 610.12    | 595.12    | 10.01                        | 0.02                          | 10.03                      | 7.25                     | 617.85                 | 1.30                             | 22.75                 | Yes  |   |
| MRW-5   | 9/7/2017   | 625.10       | 627.88    | 610.12    | 595.12    | 10.28                        | 0.33                          | 10.61                      | 7.83                     | 617.27                 | -0.58                            | 22.48                 | Yes  |   |
| MRW-5   | 09/14/17   | 625.10       | 627.88    | 610.12    | 595.12    | 10.91                        | 0.59                          | 11.50                      | 8.72                     | 616.38                 | -0.89                            | 21.85                 | Yes  |   |
| MRW-5   | 9/19/2017  | 625.10       | 627.88    | 610.12    | 595.12    | 11.03                        | 1.82                          | 12.85                      | 10.07                    | 615.03                 | -1.35                            | 21.73                 | Yes  |   |
| MRW-5   | 09/27/17   | 625.10       | 627.88    | 610.12    | 595.12    | 10.91                        | 0.28                          | 11.19                      | 8.41                     | 616.69                 | 1.66                             | 21.85                 | Yes  |   |
| MRW-5   | 10/12/2017 | 625.10       | 627.88    | 610.12    | 595.12    | 9.88                         | 0.29                          | 10.17                      | 7.39                     | 617.71                 | 1.02                             | 22.88                 | Yes  |   |
| MRW-5   | 10/26/2017 | 625.10       | 627.88    | 610.12    | 595.12    | 10.34                        | 0.30                          | 10.64                      | 7.86                     | 617.24                 | -0.47                            | 22.42                 | Yes  |   |
| MRW-5   | 5/14/2018  | 625.10       | 627.88    | 610.12    | 595.12    | 11.75                        | 7.08                          | 18.83                      | 16.05                    | 609.05                 | -8.19                            | 21.01                 | No   |   |
| MRW-5   | 5/15/2018  | 625.10       | 627.88    | 610.12    | 595.12    | 13.41                        | 0.31                          | 13.72                      | 10.94                    | 614.16                 | 5.11                             | 19.35                 | Yes  |   |
| MRW-5   | 5/23/2018  | 625.10       | 627.88    | 610.12    | 595.12    | 13.70                        | 0.30                          | 14.00                      | 11.22                    | 613.88                 | -0.28                            | 19.06                 | Yes  |   |
| MRW-5   | 5/24/2018  | 625.10       | 627.88    | 610.12    | 595.12    | 13.64                        | 0.27                          | 13.91                      | 11.13                    | 613.97                 | 0.09                             | 19.12                 | Yes  |   |
| MRW-5   | 5/30/2018  | 625.10       | 627.88    | 610.12    | 595.12    | 13.03                        | 0.23                          | 13.26                      | 10.48                    | 614.62                 | 0.65                             | 19.73                 | Yes  |   |
| MRW-5   | 6/8/2018   | 625.10       | 627.88    | 610.12    | 595.12    | 12.49                        | 0.30                          | 12.79                      | 10.01                    | 615.09                 | 0.47                             | 20.27                 | Yes  | Pumps were too high, increased product thickness        |
| MRW-5   | 6/12/2018  | 625.10       | 627.88    | 610.12    | 595.12    | 12.64                        | 0.28                          | 12.92                      | 10.14                    | 614.96                 | -0.13                            | 20.12                 | Yes  |   |
| MRW-5   | 6/15/2018  | 625.10       | 627.88    | 610.12    | 595.12    | 12.71                        | 0.29                          | 13.00                      | 10.22                    | 614.88                 | -0.08                            | 20.05                 | Yes  |   |
| MRW-5   | 6/19/2018  | 625.10       | 627.88    | 610.12    | 595.12    | 11.68                        | 0.01                          | 11.69                      | 8.91                     | 616.19                 | 1.31                             | 21.08                 | Yes  |   |
| MRW-5   | 6/28/2018  | 625.10       | 627.88    | 610.12    | 595.12    | 12.95                        | 0.97                          | 13.92                      | 11.14                    | 613.96                 | -2.23                            | 19.81                 | Yes  |   |
| MRW-5   | 7/3/2018   | 625.10       | 627.88    | 610.12    | 595.12    | 12.01                        | 0.23                          | 12.24                      | 9.46                     | 615.64                 | 1.68                             | 20.75                 | Yes  |   |
| MRW-5   | 7/10/2018  | 625.10       | 627.88    | 610.12    | 595.12    | 12.18                        | 0.37                          | 12.55                      | 9.77                     | 615.33                 | -0.31                            | 20.58                 | Yes  |   |
| MRW-5   | 7/25/2018  | 625.10       | 627.88    | 610.12    | 595.12    | 12.68                        | 2.55                          | 15.23                      | 12.45                    | 612.65                 | -2.68                            | 20.08                 | Yes  | Season pre-start level check                            |
| MRW-5   | 8/8/2018   | 625.10       | 627.88    | 610.12    | 595.12    | 13.65                        | 0.32                          | 13.97                      | 11.19                    | 613.91                 | 1.26                             | 19.11                 | Yes  | System Startup  |
| MRW-5   | 8/16/2018  | 625.10       | 627.88    | 610.12    | 595.12    | 14.10                        | 0.25                          | 14.35                      | 11.57                    | 613.53                 | -0.38                            | 18.66                 | Yes  |   |
| MRW-5   | 9/4/2018   | 625.10       | 627.88    | 610.12    | 595.12    | 13.89                        | 0.31                          | 14.20                      | 11.42                    | 613.68                 | 0.15                             | 18.87                 | Yes  |   |
| MRW-5   | 9/17/2018  | 625.10       | 627.88    | 610.12    | 595.12    | 13.79                        | 0.29                          | 14.08                      | 11.30                    | 613.80                 | 0.12                             | 18.97                 | Yes  | System Down, Tank Full                                  |
| MRW-5   | 10/22/2018 | 625.10       | 627.88    | 610.12    | 595.12    | 12.45                        | 0.26                          | 12.71                      | 9.93                     | 615.17                 | 1.37                             | 20.31                 | Yes  | System Up and Running, Tank Pumped out                  |
| MRW-5   | 10/29/2018 | 625.10       | 627.88    | 610.12    | 595.12    | 12.39                        | 0.27                          | 12.66                      | 9.88                     | 615.22                 | 0.05                             | 20.37                 | Yes  |   |
| MRW-5   | 5/2/2019   | 625.10       | 627.88    | 610.12    | 595.12    | 10.30                        | 8.34                          | 18.64                      | 15.86                    | 609.24                 | -5.98                            | 22.46                 | No   |   |
| MRW-5   | 5/7/2019   | 625.10       | 627.88    | 610.12    | 595.12    | 12.09                        | 0.29                          | 12.38                      | 9.60                     | 615.50                 | 6.26                             | 20.67                 | Yes  |   |
| MRW-5   | 5/14/2019  | 625.10       | 627.88    | 610.12    | 595.12    | 11.56                        | 0.23                          | 11.79                      | 9.01                     | 616.09                 | 0.59                             | 21.20                 | Yes  |   |
| MRW-5   | 5/22/2019  | 625.10       | 627.88    | 610.12    | 595.12    | 10.72                        | 0.30                          | 11.02                      | 8.24                     | 616.86                 | 0.77                             | 22.04                 | Yes  |   |
| MRW-5   | 5/28/2019  | 625.10       | 627.88    | 610.12    | 595.12    | 9.85                         | 3.39                          | 13.24                      | 10.46                    | 614.64                 | -2.22                            | 22.91                 | Yes  |   |
| MRW-5   | 6/7/2019   | 625.10       | 627.88    | 610.12    | 595.12    | 10.74                        | 0.27                          | 11.01                      | 8.23                     | 616.87                 | 2.23                             | 22.02                 | Yes  |   |
| MRW-5   | 6/13/2019  | 625.10       | 627.88    | 610.12    | 595.12    | 10.99                        | 0.37                          | 11.36                      | 8.58                     | 616.52                 | -0.35                            | 21.77                 | Yes  |   |
| MRW-5   | 6/24/2019  | 625.10       | 627.88    | 610.12    | 595.12    | 11.33                        | 2.16                          | 13.49                      | 10.71                    | 614.39                 | -2.13                            | 21.43                 | Yes  |   |
| MRW-5   | 7/3/2019   | 625.10       | 627.88    | 610.12    | 595.12    | 11.31                        | 0.25                          | 11.56                      | 8.78                     | 616.32                 | 1.93                             | 21.45                 | Yes  | System down on 10/18 (power line down), restarted 10/21 |
| MRW-5   | 7/16/2019  | 625.10       | 627.88    | 610.12    | 595.12    | 12.32                        | 0.34                          | 12.66                      | 9.88                     | 615.22                 | -1.10                            | 20.44                 | Yes  |   |
| MRW-5   | 8/14/2019  | 625.10       | 627.88    | 610.12    | 595.12    | 13.68                        | 0.28                          | 13.96                      | 11.18                    | 613.92                 | -1.30                            | 19.08                 | Yes  |   |
| MRW-5   | 8/28/2019  | 625.10       | 627.88    | 610.12    | 595.12    | 13.79                        | 0.26                          | 14.05                      | 11.27                    | 613.83                 | -1.39                            | 18.97                 | Yes  |   |
| MRW-5   | 9/12/2019  | 625.10       | 627.88    | 610.12    | 595.12    | 13.44                        | 0.25                          | 13.69                      | 10.91                    | 614.19                 | 0.36                             | 19.32                 | Yes  |   |
| MRW-5   | 9/25/2019  | 625.10       | 627.88    | 610.12    | 595.12    | 12.89                        | 0.24                          | 13.13                      | 10.35                    | 614.75                 | -0.47                            | 19.87                 | Yes  |   |
| MRW-5   | 10/4/2019  | 625.10       | 627.88    | 610.12    | 595.12    | 12.29                        | 0.19                          | 12.48                      | 9.70                     | 615.40                 | 0.65                             | 20.47                 | Yes  |   |

**Table 4**  
**Groundwater and LNAPL Gauging Data - Barge Dock**  
**Former Amoco Terminal**  
**Superior, Wisconsin**

| Well ID | Date       | Ground Elev. | TOC Elev. | TOS Elev. | BOS Elev. | Depth to Product (feet BTOC) | Free Product Thickness (feet) | Depth to Water (feet BTOC) | Corrected DTW (feet bgs) | Corrected GW Elevation | Change in Corrected GW Elevation | Liquid in Well (feet) | Screen Submerged Below Water Table? (YES/NO) | Comments/Observations  |
|---------|------------|--------------|-----------|-----------|-----------|------------------------------|-------------------------------|----------------------------|--------------------------|------------------------|----------------------------------|-----------------------|--|--|
| MRW-5   | 10/7/2019  | 625.10       | 627.88    | 610.12    | 595.12    | 11.74                        | 0.27                          | 12.01                      | 9.23                     | 615.87                 | 0.47                             | 21.02                 | Yes  | System start reading   |
| MRW-5   | 10/21/2019 | 625.10       | 627.88    | 610.12    | 595.12    | 11.54                        | 0.32                          | 11.86                      | 9.08                     | 616.02                 | 0.15                             | 21.22                 | Yes  |  |
| MRW-5   | 10/29/2019 | 625.10       | 627.88    | 610.12    | 595.12    | 11.45                        | 0.29                          | 11.74                      | 8.96                     | 616.14                 | 0.12                             | 21.31                 | Yes  |  |
| MRW-5   | 3/31/2020  | 625.10       | 627.88    | 610.12    | 595.12    | 8.05                         | 10.35                         | 18.40                      | 15.62                    | 609.48                 | -6.66                            | 24.71                 | No   |  |
| MRW-5   | 4/21/2020  | 625.10       | 627.88    | 610.12    | 595.12    | 8.65                         | 9.87                          | 18.52                      | 15.74                    | 609.36                 | -0.12                            | 24.11                 | No   |  |
| MRW-5   | 4/22/2020  | 625.10       | 627.88    | 610.12    | 595.12    | 10.78                        | 0.34                          | 11.12                      | 8.34                     | 616.76                 | 7.40                             | 21.98                 | Yes  |  |
| MRW-5   | 4/30/2020  | 625.10       | 627.88    | 610.12    | 595.12    | 10.69                        | 0.30                          | 10.99                      | 8.21                     | 616.89                 | 0.13                             | 22.07                 | Yes  |  |
| MRW-5   | 5/11/2020  | 625.10       | 627.88    | 610.12    | 595.12    | 10.98                        | 0.34                          | 11.32                      | 8.54                     | 616.56                 | -0.33                            | 21.78                 | Yes  |  |
| MRW-5   | 5/20/2020  | 625.10       | 627.88    | 610.12    | 595.12    | 11.28                        | 1.04                          | 12.32                      | 9.54                     | 615.56                 | -1.00                            | 21.48                 | Yes  |  |
| MRW-5   | 5/26/2020  | 625.10       | 627.88    | 610.12    | 595.12    | 11.69                        | 0.34                          | 12.03                      | 9.25                     | 615.85                 | 0.29                             | 21.07                 | Yes  |  |
| MRW-5   | 5/28/2020  | 625.10       | 627.88    | 610.12    | 595.12    | 11.19                        | 0.28                          | 11.47                      | 8.69                     | 616.41                 | 0.56                             | 21.57                 | Yes  |  |
| MRW-5   | 6/2/2020   | 625.10       | 627.88    | 610.12    | 595.12    | 11.17                        | 1.59                          | 12.76                      | 9.98                     | 615.12                 | -1.29                            | 21.59                 | Yes  |  |
| MRW-5   | 6/11/2020  | 625.10       | 627.88    | 610.12    | 595.12    | 11.72                        | 1.96                          | 13.68                      | 10.90                    | 614.20                 | -0.92                            | 21.04                 | Yes  |  |
| MRW-5   | 6/22/2020  | 625.10       | 627.88    | 610.12    | 595.12    | 12.58                        | 0.61                          | 13.19                      | 10.41                    | 614.69                 | 0.49                             | 20.18                 | Yes  |  |
| MRW-5   | 7/6/2020   | 625.10       | 627.88    | 610.12    | 595.12    | 13.05                        | 0.84                          | 13.89                      | 11.11                    | 613.99                 | -0.70                            | 19.71                 | Yes  |  |
| MRW-5   | 7/20/2020  | 625.10       | 627.88    | 610.12    | 595.12    | 12.65                        | 0.31                          | 12.96                      | 10.18                    | 614.92                 | 0.93                             | 20.11                 | Yes  |  |
| MRW-5   | 7/28/2020  | 625.10       | 627.88    | 610.12    | 595.12    | 12.47                        | 0.32                          | 12.79                      | 10.01                    | 615.09                 | 0.17                             | 20.29                 | Yes  |  |
| MRW-5   | 8/12/2020  | 625.10       | 627.88    | 610.12    | 595.12    | 12.50                        | 0.28                          | 12.78                      | 10.00                    | 615.10                 | 0.01                             | 20.26                 | Yes  |  |
| MRW-5   | 8/25/2020  | 625.10       | 627.88    | 610.12    | 595.12    | 12.93                        | 0.65                          | 13.58                      | 10.80                    | 614.30                 | -0.80                            | 19.83                 | Yes  |  |
| MRW-5   | 9/8/2020   | 625.10       | 627.88    | 610.12    | 595.12    | 13.28                        | 0.36                          | 13.64                      | 10.86                    | 614.24                 | -0.06                            | 19.48                 | Yes  |  |
| MRW-5   | 9/23/2020  | 625.10       | 627.88    | 610.12    | 595.12    | 13.67                        | 0.39                          | 14.06                      | 11.28                    | 613.82                 | -0.42                            | 19.09                 | Yes  |  |
| MRW-5   | 10/7/2020  | 625.10       | 627.88    | 610.12    | 595.12    | 14.15                        | 0.47                          | 14.62                      | 11.84                    | 613.26                 | -0.56                            | 18.61                 | Yes  |  |
| MRW-5   | 10/20/2020 | 625.10       | 627.88    | 610.12    | 595.12    | 13.95                        | 0.29                          | 14.24                      | 11.46                    | 613.64                 | 0.38                             | 18.81                 | Yes  | Reading after system removal.                                    |
| MRW-5   | 4/28/2021  | 625.10       | 627.88    | 610.12    | 595.12    | 10.75                        | 7.81                          | 18.56                      | 15.78                    | 609.32                 | -4.32                            | 22.01                 | No   |  |
| MRW-5   | 4/29/2021  | 625.10       | 627.88    | 610.12    | 595.12    | 12.40                        | 0.30                          | 12.70                      | 9.92                     | 615.18                 | 5.86                             | 20.36                 | Yes  |  |
| MRW-5   | 5/6/2021   | 625.10       | 627.88    | 610.12    | 595.12    | 12.68                        | 0.32                          | 13.00                      | 10.22                    | 614.88                 | -0.30                            | 20.08                 | Yes  |  |
| MRW-5   | 5/13/2021  | 625.10       | 627.88    | 610.12    | 595.12    | 12.96                        | 0.32                          | 13.28                      | 10.50                    | 614.60                 | -0.28                            | 19.80                 | Yes  |  |
| MRW-5   | 5/19/2021  | 625.10       | 627.88    | 610.12    | 595.12    | 13.23                        | 0.37                          | 13.60                      | 10.82                    | 614.28                 | -0.32                            | 19.53                 | Yes  |  |
| MRW-5   | 5/24/2021  | 625.10       | 627.88    | 610.12    | 595.12    | 12.50                        | 0.22                          | 12.72                      | 9.94                     | 615.16                 | 0.88                             | 20.26                 | Yes  |  |
| MRW-5   | 5/28/2021  | 625.10       | 627.88    | 610.12    | 595.12    | 12.62                        | 0.25                          | 12.87                      | 10.09                    | 615.01                 | -0.15                            | 20.14                 | Yes  |  |
| MRW-5   | 6/8/2021   | 625.10       | 627.88    | 610.12    | 595.12    | 13.11                        | 0.52                          | 13.63                      | 10.85                    | 614.25                 | -0.76                            | 19.65                 | Yes  |  |
| MRW-5   | 6/22/2021  | 625.10       | 627.88    | 610.12    | 595.12    | 13.58                        | 0.33                          | 13.91                      | 11.13                    | 613.97                 | -0.28                            | 19.18                 | Yes  |  |
| MRW-5   | 7/1/2021   | 625.10       | 627.88    | 610.12    | 595.12    | 13.21                        | 0.32                          | 13.53                      | 10.75                    | 614.35                 | 0.38                             | 19.55                 | Yes  |  |
| MRW-5   | 7/12/2021  | 625.10       | 627.88    | 610.12    | 595.12    | 13.66                        | 0.99                          | 14.65                      | 11.87                    | 613.23                 | -1.12                            | 19.10                 | Yes  |  |
| MRW-5   | 7/27/2021  | 625.10       | 627.88    | 610.12    | 595.12    | 14.21                        | 0.59                          | 14.80                      | 12.02                    | 613.08                 | -0.15                            | 18.55                 | Yes  |  |
| MRW-5   | 8/3/2021   | 625.10       | 627.88    | 610.12    | 595.12    | 14.38                        | 0.29                          | 14.67                      | 11.89                    | 613.21                 | 0.13                             | 18.38                 | Yes  |  |
| MRW-5   | 8/10/2021  | 625.10       | 627.88    | 610.12    | 595.12    | 14.48                        | 0.37                          | 14.85                      | 12.07                    | 613.03                 | -0.18                            | 18.28                 | Yes  |  |
| MRW-5   | 8/24/2021  | 625.10       | 627.88    | 610.12    | 595.12    | 14.90                        | 0.32                          | 15.22                      | 12.44                    | 612.66                 | -0.37                            | 17.86                 | Yes  |  |
| MRW-5   | 8/31/2021  | 625.10       | 627.88    | 610.12    | 595.12    | 14.70                        | 0.28                          | 14.98                      | 12.20                    | 612.90                 | 0.24                             | 18.06                 | Yes  |  |
| MRW-5   | 9/14/2021  | 625.10       | 627.88    | 610.12    | 595.12    | 14.91                        | 0.27                          | 15.18                      | 12.40                    | 612.70                 | -0.20                            | 17.85                 | Yes  |  |
| MRW-5   | 9/28/2021  | 625.10       | 627.88    | 610.12    | 595.12    | 14.59                        | 0.28                          | 14.87                      | 12.09                    | 613.01                 | 0.31                             | 18.17                 | Yes  |  |
| MRW-5   | 10/5/2021  | 625.10       | 627.88    | 610.12    | 595.12    | 14.56                        | 0.33                          | 14.89                      | 12.11                    | 612.99                 | -0.02                            | 18.20                 | Yes  |  |
| MRW-5   | 10/19/2021 | 625.10       | 627.88    | 610.12    | 595.12    | 14.55                        | 0.22                          | 14.77                      | 11.99                    | 613.11                 | 0.12                             | 18.21                 | Yes  |  |
| MRW-5   | 10/28/2021 | 625.10       | 627.88    | 610.12    | 595.12    | 14.68                        | 0.32                          | 15.00                      | 12.22                    | 612.88                 | -0.23                            | 18.08                 | Yes  |  |
| MRW-6   | 10/12/2011 | 625.90       | 628.27    | 610.86    | 595.86    | 13.64                        | 5.54                          | 19.18                      | 12.46                    | 613.44                 | NA                               | 18.77                 | Yes  |  |
| MRW-6   | 10/21/2011 | 625.90       | 628.27    | 610.86    | 595.86    | 13.12                        | 8.58                          | 21.70                      | 12.59                    | 613.31                 | -0.13                            | 19.29                 | Yes  |  |
| MRW-6   | 10/27/2011 | 625.90       | 628.27    | 610.86    | 595.86    | 13.26                        | 8.47                          | 21.73                      | 12.71                    | 613.19                 | -0.12                            | 19.15                 | Yes  |  |
| MRW-6   | 11/3/2011  | 625.90       | 628.27    | 610.86    | 595.86    | 13.53                        | 8.19                          | 21.72                      | 12.92                    | 612.98                 | -0.21                            | 18.88                 | Yes  |  |
| MRW-6   | 11/7/2011  | 625.90       | 628.27    | 610.86    | 595.86    | 13.63                        | 8.07                          | 21.70                      | 12.99                    | 612.91                 | -0.07                            | 18.78                 | Yes  |  |
| MRW-6   | 11/9/2011  | 625.90       | 628.27    | 610.86    | 595.86    | 15.61                        | 0.08                          | 15.69                      | 13.26                    | 612.64                 | -0.26                            | 16.80                 | Yes  |  |
| MRW-6   | 11/18/2011 | 625.90       | 628.27    | 610.86    | 595.86    | 15.55                        | 0.39                          | 15.94                      | 13.26                    | 612.64                 | -0.01                            | 16.86                 | Yes  | Reading before install of well pumps for Barge system expansion. |
| MRW-6   | 11/22/2011 | 625.90       | 628.27    | 610.86    | 595.86    | 14.02                        | 7.31                          | 21.33                      | 13.22                    | 612.68                 | 0.04                             | 18.39                 | Yes  | Connected to System  |

**Table 4**  
**Groundwater and LNAPL Gauging Data - Barge Dock**  
Former Amoco Terminal  
Superior, Wisconsin

| Well ID  | Date       | Ground Elev. | TOC Elev. | TOS Elev. | BOS Elev. | Depth to Product (feet BTOC) | Free Product Thickness (feet) | Depth to Water (feet BTOC) | Corrected DTW (feet bgs) | Corrected GW Elevation | Change in Corrected GW Elevation | Liquid in Well (feet) | Screen Submerged Below Water Table? (YES/NO) | Comments/Observations                   |
|--|------------|--------------|-----------|-----------|-----------|------------------------------|-------------------------------|----------------------------|--------------------------|------------------------|----------------------------------|-----------------------|--|---|
| MRW-6  | 12/1/2011  | 625.90       | 628.27    | 610.86    | 595.86    | 13.32                        | 5.86                          | 19.18                      | 12.21                    | 613.69                 | 1.01                             | 19.09                 | Yes  | Connected to System                     |
| MRW-6  | 1/4/2012   | 625.90       | 628.27    | 610.86    | 595.86    | 14.70                        | 7.09                          | 21.79                      | 13.85                    | 612.05                 | -1.64                            | 17.71                 | Yes  | Connected to System                     |
| MRW-6  | 2/16/2012  | 625.90       | 628.27    | 610.86    | 595.86    | 15.89                        | 5.38                          | 21.27                      | 14.68                    | 611.22                 | -0.82                            | 16.52                 | Yes  |   |
| MRW-6  | 3/13/2012  | 625.90       | 628.27    | 610.86    | 595.86    | 15.34                        | 6.61                          | 21.95                      | 14.39                    | 611.51                 | 0.29                             | 17.07                 | Yes  |   |
| MRW-6  | 4/16/2012  | 625.90       | 628.27    | 610.86    | 595.86    | 13.92                        | 8.12                          | 22.04                      | 13.29                    | 612.61                 | 1.10                             | 18.49                 | Yes  |   |
| MRW-6  | 6/19/2012  | 625.90       | 628.27    | 610.86    | 595.86    | 10.26                        | 11.84                         | 22.10                      | 10.43                    | 615.47                 | 2.86                             | 22.15                 | Yes  |   |
| MRW-6  | 6/21/2012  | 625.90       | 628.27    | 610.86    | 595.86    | 11.53                        | 0.52                          | 12.05                      | 9.27                     | 616.63                 | 1.16                             | 20.88                 | Yes  |   |
| MRW-6  | 6/22/2012  | 625.90       | 628.27    | 610.86    | 595.86    | 9.70                         | 8.31                          | 18.01                      | 9.12                     | 616.78                 | 0.16                             | 22.71                 | Yes  |   |
| MRW-6  | 6/28/2012  | 625.90       | 628.27    | 610.86    | 595.86    | 11.82                        | 0.25                          | 12.07                      | 9.50                     | 616.40                 | -0.39                            | 20.59                 | Yes  |   |
| MRW-6  | 12/17/2012 | 625.90       | 628.27    | 610.86    | 595.86    | 15.33                        | 6.12                          | 21.45                      | 14.27                    | 611.63                 | -4.77                            | 17.08                 | Yes  |   |
| <b>Well connected to Barge Dock Skimmer system - Phase 2</b> |            |              |           |           |           |                              |                               |                            |                          |                        |                                  |                       |  |   |
| MRW-6  | 3/25/2013  | 625.90       | 628.27    | 610.86    | 595.86    | 16.60                        | 4.94                          | 21.54                      | 15.29                    | 610.61                 | -1.02                            | 15.81                 | No   |   |
| MRW-6  | 5/5/2013   | 625.90       | 628.27    | 610.86    | 595.86    | 13.36                        | 8.31                          | 21.67                      | 12.78                    | 613.12                 | 2.52                             | 19.05                 | Yes  |   |
| MRW-6  | 3/17/2015  | 625.90       | 628.27    | 610.86    | 595.86    | 14.89                        | 6.03                          | 20.92                      | 13.82                    | 612.08                 | 1.48                             | 17.52                 | Yes  |   |
| MRW-6  | 6/25/2015  | 625.90       | 628.27    | 610.86    | 595.86    | 13.64                        | 0.26                          | 13.90                      | 11.33                    | 614.57                 | 2.49                             | 18.77                 | Yes  |   |
| MRW-6  | 7/10/2015  | 625.90       | 628.27    | 610.86    | 595.86    | 14.24                        | 0.29                          | 14.53                      | 11.93                    | 613.97                 | 0.84                             | 18.17                 | Yes  |   |
| MRW-6  | 7/13/2015  | 625.90       | 628.27    | 610.86    | 595.86    | 14.21                        | 0.28                          | 14.49                      | 11.90                    | 614.00                 | 0.03                             | 18.20                 | Yes  |   |
| MRW-6  | 9/10/2015  | 625.90       | 628.27    | 610.86    | 595.86    | 14.51                        | 0.29                          | 14.80                      | 12.20                    | 613.70                 | -0.88                            | 17.90                 | Yes  |   |
| MRW-6  | 9/24/2015  | 625.90       | 628.27    | 610.86    | 595.86    | 13.77                        | 0.19                          | 13.96                      | 11.44                    | 614.46                 | 0.76                             | 18.64                 | Yes  |   |
| MRW-6  | 10/1/2015  | 625.90       | 628.27    | 610.86    | 595.86    | 13.64                        | 0.32                          | 13.96                      | 11.34                    | 614.56                 | 0.56                             | 18.77                 | Yes  |   |
| MRW-6  | 10/14/2015 | 625.90       | 628.27    | 610.86    | 595.86    | 14.08                        | 0.45                          | 14.53                      | 11.81                    | 614.09                 | -0.47                            | 18.33                 | Yes  |   |
| MRW-6  | 4/21/2016  | 625.90       | 628.27    | 610.86    | 595.86    | 9.59                         | 10.52                         | 20.11                      | 9.48                     | 616.42                 | 2.42                             | 22.82                 | Yes  | Pre system start                        |
| MRW-6  | 5/18/2016  | 625.90       | 628.27    | 610.86    | 595.86    | 11.78                        | 0.89                          | 12.67                      | 9.60                     | 616.30                 | -0.12                            | 20.63                 | Yes  |   |
| MRW-6  | 5/25/2016  | 625.90       | 628.27    | 610.86    | 595.86    | 12.17                        | 0.30                          | 12.47                      | 9.86                     | 616.04                 | -0.26                            | 20.24                 | Yes  |   |
| MRW-6  | 5/31/2016  | 625.90       | 628.27    | 610.86    | 595.86    | 12.07                        | 0.29                          | 12.36                      | 9.76                     | 616.14                 | 0.10                             | 20.34                 | Yes  |   |
| MRW-6  | 6/7/2016   | 625.90       | 628.27    | 610.86    | 595.86    | 11.54                        | 0.27                          | 11.81                      | 9.23                     | 616.67                 | 0.53                             | 20.87                 | Yes  | water level dropped below skimming pump |
| MRW-6  | 6/14/2016  | 625.90       | 628.27    | 610.86    | 595.86    | 11.83                        | 0.45                          | 12.28                      | 9.56                     | 616.34                 | -0.33                            | 20.58                 | Yes  |   |
| MRW-6  | 6/21/2016  | 625.90       | 628.27    | 610.86    | 595.86    | 11.51                        | 0.28                          | 11.79                      | 9.20                     | 616.70                 | 0.36                             | 20.90                 | Yes  |   |
| MRW-6  | 7/6/2016   | 625.90       | 628.27    | 610.86    | 595.86    | 11.84                        | 3.60                          | 15.44                      | 10.24                    | 615.66                 | -1.04                            | 20.57                 | Yes  |   |
| MRW-6  | 7/7/2016   | 625.90       | 628.27    | 610.86    | 595.86    | 12.65                        | 0.33                          | 12.98                      | 10.35                    | 615.55                 | -0.11                            | 19.76                 | Yes  |   |
| MRW-6  | 7/15/2016  | 625.90       | 628.27    | 610.86    | 595.86    | 11.89                        | 0.30                          | 12.19                      | 9.58                     | 616.32                 | -0.03                            | 20.52                 | Yes  |   |
| MRW-6  | 7/25/2016  | 625.90       | 628.27    | 610.86    | 595.86    | 12.55                        | 0.37                          | 12.92                      | 10.26                    | 615.64                 | -0.68                            | 19.86                 | Yes  |   |
| MRW-6  | 7/25/2016  | 625.90       | 628.27    | 610.86    | 595.86    | 13.52                        | 2.68                          | 16.20                      | 11.73                    | 614.17                 | -1.47                            | 18.89                 | Yes  |   |
| MRW-6  | 9/2/2016   | 625.90       | 628.27    | 610.86    | 595.86    | 13.64                        | 0.33                          | 13.97                      | 11.34                    | 614.56                 | 0.38                             | 18.77                 | Yes  |   |
| MRW-6  | 10/3/2016  | 625.90       | 628.27    | 610.86    | 595.86    | 13.76                        | 0.34                          | 14.10                      | 11.46                    | 614.44                 | -0.12                            | 18.65                 | Yes  |   |
| MRW-6  | 10/6/2016  | 625.90       | 628.27    | 610.86    | 595.86    | 13.90                        | 0.33                          | 14.23                      | 11.60                    | 614.30                 | -0.14                            | 18.51                 | Yes  |   |
| MRW-6  | 10/13/2016 | 625.90       | 628.27    | 610.86    | 595.86    | 13.95                        | 0.35                          | 14.30                      | 11.66                    | 614.24                 | -0.05                            | 18.46                 | Yes  |   |
| MRW-6  | 5/2/2017   | 625.90       | 628.27    | 610.86    | 595.86    | 9.99                         | 10.05                         | 20.04                      | 9.78                     | 616.12                 | 1.88                             | 22.42                 | Yes  |   |
| MRW-6  | 5/8/2017   | 625.90       | 628.27    | 610.86    | 595.86    | 12.29                        | 0.33                          | 12.62                      | 9.99                     | 615.91                 | -0.21                            | 20.12                 | Yes  |   |
| MRW-6  | 5/18/2017  | 625.90       | 628.27    | 610.86    | 595.86    | 11.91                        | 0.29                          | 12.20                      | 9.60                     | 616.30                 | 0.39                             | 20.50                 | Yes  |   |
| MRW-6  | 5/25/2017  | 625.90       | 628.27    | 610.86    | 595.86    | 10.92                        | 0.32                          | 11.24                      | 8.62                     | 617.28                 | 0.98                             | 21.49                 | Yes  |   |
| MRW-6  | 5/31/2017  | 625.90       | 628.27    | 610.86    | 595.86    | 10.93                        | 0.34                          | 11.27                      | 8.63                     | 617.27                 | -0.01                            | 21.48                 | Yes  |   |

**Table 4**  
**Groundwater and LNAPL Gauging Data - Barge Dock**  
Former Amoco Terminal  
Superior, Wisconsin

| Well ID | Date       | Ground Elev. | TOC Elev. | TOS Elev. | BOS Elev. | Depth to Product (feet BTOC) | Free Product Thickness (feet) | Depth to Water (feet BTOC) | Corrected DTW (feet bgs) | Corrected GW Elevation | Change in Corrected GW Elevation | Liquid in Well (feet) | Screen Submerged Below Water Table? (YES/NO) | Comments/Observations                            |
|---------|------------|--------------|-----------|-----------|-----------|------------------------------|-------------------------------|----------------------------|--------------------------|------------------------|----------------------------------|-----------------------|--|--|
| MRW-6   | 6/14/2017  | 625.90       | 628.27    | 610.86    | 595.86    | 12.07                        | 0.29                          | 12.36                      | 9.76                     | 616.14                 | -1.13                            | 20.34                 | Yes  |  |
| MRW-6   | 6/21/2017  | 625.90       | 628.27    | 610.86    | 595.86    | 12.51                        | 0.43                          | 12.94                      | 10.23                    | 615.67                 | -0.47                            | 19.90                 | Yes  |  |
| MRW-6   | 6/29/2017  | 625.90       | 628.27    | 610.86    | 595.86    | 12.72                        | 0.26                          | 12.98                      | 10.41                    | 615.49                 | -0.17                            | 19.69                 | Yes  |  |
| MRW-6   | 7/7/2017   | 625.90       | 628.27    | 610.86    | 595.86    | 12.27                        | 0.29                          | 12.56                      | 9.96                     | 615.94                 | 0.44                             | 20.14                 | Yes  |  |
| MRW-6   | 07/12/17   | 625.90       | 628.27    | 610.86    | 595.86    | 12.22                        | 0.27                          | 12.49                      | 9.91                     | 615.99                 | 0.05                             | 20.19                 | Yes  |  |
| MRW-6   | 7/19/2017  | 625.90       | 628.27    | 610.86    | 595.86    | 12.15                        | 0.33                          | 12.48                      | 9.85                     | 616.05                 | 0.06                             | 20.26                 | Yes  |  |
| MRW-6   | 07/26/17   | 625.90       | 628.27    | 610.86    | 595.86    | 12.40                        | 0.28                          | 12.68                      | 10.09                    | 615.81                 | -0.24                            | 20.01                 | Yes  |  |
| MRW-6   | 7/27/2017  | 625.90       | 628.27    | 610.86    | 595.86    | 12.50                        | 0.29                          | 12.79                      | 10.19                    | 615.71                 | -0.10                            | 19.91                 | Yes  |  |
| MRW-6   | 08/04/17   | 625.90       | 628.27    | 610.86    | 595.86    | 12.66                        | 0.34                          | 13.00                      | 10.36                    | 615.54                 | -0.17                            | 19.75                 | Yes  |  |
| MRW-6   | 8/8/2017   | 625.90       | 628.27    | 610.86    | 595.86    | 12.78                        | 0.30                          | 13.08                      | 10.47                    | 615.43                 | -0.11                            | 19.63                 | Yes  |  |
| MRW-6   | 08/15/17   | 625.90       | 628.27    | 610.86    | 595.86    | 12.11                        | 0.29                          | 12.40                      | 9.80                     | 616.10                 | 0.67                             | 20.30                 | Yes  |  |
| MRW-6   | 8/22/2017  | 625.90       | 628.27    | 610.86    | 595.86    | 11.82                        | 0.34                          | 12.16                      | 9.52                     | 616.38                 | 0.28                             | 20.59                 | Yes  |  |
| MRW-6   | 08/30/17   | 625.90       | 628.27    | 610.86    | 595.86    | NP                           | 0.00                          | 10.96                      | 8.59                     | 617.31                 | 0.93                             | 21.45                 | Yes  |  |
| MRW-6   | 9/7/2017   | 625.90       | 628.27    | 610.86    | 595.86    | 11.12                        | 0.36                          | 11.48                      | 8.83                     | 617.07                 | -0.24                            | 21.29                 | Yes  |  |
| MRW-6   | 09/14/17   | 625.90       | 628.27    | 610.86    | 595.86    | 11.68                        | 0.41                          | 12.09                      | 9.40                     | 616.50                 | -0.57                            | 20.73                 | Yes  |  |
| MRW-6   | 9/19/2017  | 625.90       | 628.27    | 610.86    | 595.86    | 12.11                        | 0.47                          | 12.58                      | 9.84                     | 616.06                 | -0.44                            | 20.30                 | Yes  |  |
| MRW-6   | 09/27/17   | 625.90       | 628.27    | 610.86    | 595.86    | 11.71                        | 0.28                          | 11.99                      | 9.40                     | 616.50                 | 0.44                             | 20.70                 | Yes  |  |
| MRW-6   | 10/12/2017 | 625.90       | 628.27    | 610.86    | 595.86    | 10.72                        | 0.29                          | 11.01                      | 8.41                     | 617.49                 | 0.99                             | 21.69                 | Yes  |  |
| MRW-6   | 10/26/2017 | 625.90       | 628.27    | 610.86    | 595.86    | 11.15                        | 0.34                          | 11.49                      | 8.85                     | 617.05                 | -0.44                            | 21.26                 | Yes  |  |
| MRW-6   | 5/14/2018  | 625.90       | 628.27    | 610.86    | 595.86    | 12.26                        | 8.05                          | 20.31                      | 11.62                    | 614.28                 | -2.77                            | 20.15                 | Yes  |  |
| MRW-6   | 5/15/2018  | 625.90       | 628.27    | 610.86    | 595.86    | 14.10                        | 0.31                          | 14.41                      | 11.80                    | 614.10                 | -0.18                            | 18.31                 | Yes  |  |
| MRW-6   | 5/23/2018  | 625.90       | 628.27    | 610.86    | 595.86    | 14.33                        | 0.36                          | 14.69                      | 12.04                    | 613.86                 | -0.24                            | 18.08                 | Yes  |  |
| MRW-6   | 5/24/2018  | 625.90       | 628.27    | 610.86    | 595.86    | 14.30                        | 0.30                          | 14.60                      | 11.99                    | 613.91                 | 0.04                             | 18.11                 | Yes  |  |
| MRW-6   | 5/30/2018  | 625.90       | 628.27    | 610.86    | 595.86    | 13.76                        | 0.28                          | 14.04                      | 11.45                    | 614.45                 | 0.54                             | 18.65                 | Yes  | Pumps were too high, increased product thickness |
| MRW-6   | 6/8/2018   | 625.90       | 628.27    | 610.86    | 595.86    | 13.28                        | 0.29                          | 13.57                      | 10.97                    | 614.93                 | 0.48                             | 19.13                 | Yes  |  |
| MRW-6   | 6/12/2018  | 625.90       | 628.27    | 610.86    | 595.86    | 13.39                        | 0.33                          | 13.72                      | 11.09                    | 614.81                 | -0.12                            | 19.02                 | Yes  |  |
| MRW-6   | 6/19/2018  | 625.90       | 628.27    | 610.86    | 595.86    | 12.46                        | 0.01                          | 12.47                      | 10.09                    | 615.81                 | 1.00                             | 19.95                 | Yes  |  |
| MRW-6   | 6/28/2018  | 625.90       | 628.27    | 610.86    | 595.86    | 12.75                        | 0.40                          | 13.15                      | 10.47                    | 615.43                 | -0.37                            | 19.66                 | Yes  |  |
| MRW-6   | 7/3/2018   | 625.90       | 628.27    | 610.86    | 595.86    | 12.70                        | 0.32                          | 13.02                      | 10.40                    | 615.50                 | 0.07                             | 19.71                 | Yes  |  |
| MRW-6   | 7/10/2018  | 625.90       | 628.27    | 610.86    | 595.86    | 12.95                        | 0.35                          | 13.30                      | 10.66                    | 615.24                 | -0.26                            | 19.46                 | Yes  |  |
| MRW-6   | 7/25/2018  | 625.90       | 628.27    | 610.86    | 595.86    | 13.76                        | 0.99                          | 14.75                      | 11.60                    | 614.30                 | -0.95                            | 18.65                 | Yes  | Season pre-start level check                     |
| MRW-6   | 8/8/2018   | 625.90       | 628.27    | 610.86    | 595.86    | 14.36                        | 0.36                          | 14.72                      | 12.07                    | 613.83                 | -0.46                            | 18.05                 | Yes  |  |
| MRW-6   | 8/16/2018  | 625.90       | 628.27    | 610.86    | 595.86    | 14.75                        | 0.35                          | 15.10                      | 12.46                    | 613.44                 | -0.39                            | 17.66                 | Yes  |  |
| MRW-6   | 9/4/2018   | 625.90       | 628.27    | 610.86    | 595.86    | 14.63                        | 0.32                          | 14.95                      | 12.33                    | 613.57                 | 0.13                             | 17.78                 | Yes  |  |
| MRW-6   | 9/17/2018  | 625.90       | 628.27    | 610.86    | 595.86    | 14.92                        | 0.19                          | 15.11                      | 12.59                    | 613.31                 | -0.26                            | 17.49                 | Yes  | System Down, Tank Full                           |
| MRW-6   | 10/22/2018 | 625.90       | 628.27    | 610.86    | 595.86    | 13.26                        | 0.22                          | 13.48                      | 10.94                    | 614.96                 | 1.65                             | 19.15                 | Yes  | System Up and Running, Tank Pumped out           |
| MRW-6   | 10/29/2018 | 625.90       | 628.27    | 610.86    | 595.86    | 13.14                        | 0.30                          | 13.44                      | 10.83                    | 615.07                 | 0.10                             | 19.27                 | Yes  |  |
| MRW-6   | 5/2/2019   | 625.90       | 628.27    | 610.86    | 595.86    | 10.84                        | 9.29                          | 20.13                      | 10.47                    | 615.43                 | 0.37                             | 21.57                 | Yes  |  |
| MRW-6   | 5/7/2019   | 625.90       | 628.27    | 610.86    | 595.86    | 12.87                        | 0.30                          | 13.17                      | 10.56                    | 615.34                 | -0.10                            | 19.54                 | Yes  |  |
| MRW-6   | 5/14/2019  | 625.90       | 628.27    | 610.86    | 595.86    | 12.34                        | 0.29                          | 12.63                      | 10.03                    | 615.87                 | 0.53                             | 20.07                 | Yes  |  |
| MRW-6   | 5/22/2019  | 625.90       | 628.27    | 610.86    | 595.86    | 11.57                        | 0.25                          | 11.82                      | 9.25                     | 616.65                 | 0.78                             | 20.84                 | Yes  |  |
| MRW-6   | 5/28/2019  | 625.90       | 628.27    | 610.86    | 595.86    | 11.27                        | 0.66                          | 11.93                      | 9.04                     | 616.86                 | 0.21                             | 21.14                 | Yes  |  |
| MRW-6   | 6/7/2019   | 625.90       | 628.27    | 610.86    | 595.86    | 11.51                        | 0.31                          | 11.82                      | 9.21                     | 616.69                 | -0.16                            | 20.90                 | Yes  |  |

**Table 4  
Groundwater and LNAPL Gauging Data - Barge Dock  
Former Amoco Terminal  
Superior, Wisconsin**

| Well ID | Date       | Ground Elev. | TOC Elev. | TOS Elev. | BOS Elev. | Depth to Product (feet BTOC) | Free Product Thickness (feet) | Depth to Water (feet BTOC) | Corrected DTW (feet bgs) | Corrected GW Elevation | Change in Corrected GW Elevation | Liquid in Well (feet) | Screen Submerged Below Water Table? (YES/NO) | Comments/Observations                                   |
|---------|------------|--------------|-----------|-----------|-----------|------------------------------|-------------------------------|----------------------------|--------------------------|------------------------|----------------------------------|-----------------------|--|---|
| MRW-6   | 6/13/2019  | 625.90       | 628.27    | 610.86    | 595.86    | 11.79                        | <b>0.35</b>                   | 12.14                      | 9.50                     | 616.40                 | -0.29                            | 20.62                 | Yes  |   |
| MRW-6   | 6/24/2019  | 625.90       | 628.27    | 610.86    | 595.86    | 12.40                        | <b>0.78</b>                   | 13.18                      | 10.20                    | 615.70                 | -0.70                            | 20.01                 | Yes  | System down on 10/18 (power line down), restarted 10/21 |
| MRW-6   | 7/3/2019   | 625.90       | 628.27    | 610.86    | 595.86    | 12.18                        | <b>0.21</b>                   | 12.39                      | 9.86                     | 616.04                 | 0.34                             | 20.23                 | Yes  |   |
| MRW-6   | 8/14/2019  | 625.90       | 628.27    | 610.86    | 595.86    | 14.37                        | <b>0.32</b>                   | 14.69                      | 12.07                    | 613.83                 | -2.21                            | 18.04                 | Yes  |   |
| MRW-6   | 8/25/2019  | 625.90       | 628.27    | 610.86    | 595.86    | 14.53                        | <b>0.29</b>                   | 14.82                      | 12.22                    | 613.68                 | -2.37                            | 17.88                 | Yes  |   |
| MRW-6   | 9/12/2019  | 625.90       | 628.27    | 610.86    | 595.86    | 14.20                        | <b>0.28</b>                   | 14.48                      | 11.89                    | 614.01                 | 0.33                             | 18.21                 | Yes  |   |
| MRW-6   | 9/25/2019  | 625.90       | 628.27    | 610.86    | 595.86    | 13.64                        | <b>0.32</b>                   | 13.96                      | 11.34                    | 614.56                 | 0.55                             | 18.77                 | Yes  |   |
| MRW-6   | 10/4/2019  | 625.90       | 628.27    | 610.86    | 595.86    | 13.01                        | <b>0.31</b>                   | 13.32                      | 10.71                    | 615.19                 | 0.63                             | 19.40                 | Yes  |   |
| MRW-6   | 10/7/2019  | 625.90       | 628.27    | 610.86    | 595.86    | 12.51                        | <b>0.28</b>                   | 12.79                      | 10.20                    | 615.70                 | 0.51                             | 19.90                 | Yes  |   |
| MRW-6   | 10/21/2019 | 625.90       | 628.27    | 610.86    | 595.86    | 12.43                        | <b>0.27</b>                   | 12.70                      | 10.12                    | 615.78                 | 0.08                             | 19.98                 | Yes  | Before EFR  |
| MRW-6   | 10/29/2019 | 625.90       | 628.27    | 610.86    | 595.86    | 12.27                        | <b>0.26</b>                   | 12.53                      | 9.96                     | 615.94                 | 0.16                             | 20.14                 | Yes  |   |
| MRW-6   | 3/31/2020  | 625.90       | 628.27    | 610.86    | 595.86    | 9.95                         | <b>5.33</b>                   | 15.28                      | 8.73                     | 617.17                 | 1.23                             | 22.46                 | Yes  |   |
| MRW-6   | 4/21/2020  | 625.90       | 628.27    | 610.86    | 595.86    | 10.46                        | <b>5.36</b>                   | 15.82                      | 9.24                     | 616.66                 | -0.52                            | 21.95                 | Yes  |   |
| MRW-6   | 4/22/2020  | 625.90       | 628.27    | 610.86    | 595.86    | 11.55                        | <b>0.32</b>                   | 11.87                      | 9.25                     | 616.65                 | -0.01                            | 20.86                 | Yes  |   |
| MRW-6   | 4/30/2020  | 625.90       | 628.27    | 610.86    | 595.86    | 11.49                        | <b>0.27</b>                   | 11.76                      | 9.18                     | 616.72                 | 0.07                             | 20.92                 | Yes  |   |
| MRW-6   | 5/11/2020  | 625.90       | 628.27    | 610.86    | 595.86    | 11.81                        | <b>0.17</b>                   | 11.98                      | 9.48                     | 616.42                 | -0.30                            | 20.60                 | Yes  |   |
| MRW-6   | 5/20/2020  | 625.90       | 628.27    | 610.86    | 595.86    | 12.25                        | <b>0.15</b>                   | 12.40                      | 9.91                     | 615.99                 | -0.44                            | 20.16                 | Yes  |   |
| MRW-6   | 5/26/2020  | 625.90       | 628.27    | 610.86    | 595.86    | 12.49                        | <b>0.15</b>                   | 12.64                      | 10.15                    | 615.75                 | -0.24                            | 19.92                 | Yes  |   |
| MRW-6   | 5/28/2020  | 625.90       | 628.27    | 610.86    | 595.86    | 12.03                        | <b>0.16</b>                   | 12.19                      | 9.69                     | 616.21                 | 0.46                             | 20.38                 | Yes  |   |
| MRW-6   | 6/2/2020   | 625.90       | 628.27    | 610.86    | 595.86    | 12.18                        | <b>0.14</b>                   | 12.32                      | 9.84                     | 616.06                 | -0.15                            | 20.23                 | Yes  |   |
| MRW-6   | 6/11/2020  | 625.90       | 628.27    | 610.86    | 595.86    | 12.89                        | <b>0.13</b>                   | 13.02                      | 10.55                    | 615.35                 | -0.71                            | 19.52                 | Yes  |   |
| MRW-6   | 6/22/2020  | 625.90       | 628.27    | 610.86    | 595.86    | 13.41                        | <b>0.12</b>                   | 13.53                      | 11.07                    | 614.83                 | -0.52                            | 19.00                 | Yes  |   |
| MRW-6   | 7/6/2020   | 625.90       | 628.27    | 610.86    | 595.86    | 13.92                        | <b>0.14</b>                   | 14.06                      | 11.58                    | 614.32                 | -0.51                            | 18.49                 | Yes  |   |
| MRW-6   | 7/20/2020  | 625.90       | 628.27    | 610.86    | 595.86    | 13.42                        | <b>0.34</b>                   | 13.76                      | 11.12                    | 614.78                 | 0.46                             | 18.99                 | Yes  |   |
| MRW-6   | 7/28/2020  | 625.90       | 628.27    | 610.86    | 595.86    | 13.25                        | <b>0.66</b>                   | 13.91                      | 11.02                    | 614.88                 | 0.10                             | 19.16                 | Yes  |   |
| MRW-6   | 8/12/2020  | 625.90       | 628.27    | 610.86    | 595.86    | 13.21                        | <b>0.61</b>                   | 13.82                      | 10.97                    | 614.93                 | 0.05                             | 19.20                 | Yes  |   |
| MRW-6   | 8/25/2020  | 625.90       | 628.27    | 610.86    | 595.86    | 13.66                        | <b>0.90</b>                   | 14.56                      | 11.48                    | 614.42                 | -0.51                            | 18.75                 | Yes  |   |
| MRW-6   | 9/8/2020   | 625.90       | 628.27    | 610.86    | 595.86    | 13.82                        | <b>1.15</b>                   | 14.97                      | 11.70                    | 614.20                 | -0.21                            | 18.59                 | Yes  |   |
| MRW-6   | 9/23/2020  | 625.90       | 628.27    | 610.86    | 595.86    | 14.36                        | <b>0.44</b>                   | 14.80                      | 12.08                    | 613.82                 | -0.39                            | 18.05                 | Yes  |   |
| MRW-6   | 10/7/2020  | 625.90       | 628.27    | 610.86    | 595.86    | 14.79                        | <b>0.54</b>                   | 15.33                      | 12.54                    | 613.36                 | -0.45                            | 17.62                 | Yes  |   |
| MRW-6   | 10/20/2020 | 625.90       | 628.27    | 610.86    | 595.86    | 14.47                        | <b>1.08</b>                   | 15.55                      | 12.33                    | 613.57                 | 0.20                             | 17.94                 | Yes  |   |
| MRW-6   | 4/28/2021  | 625.90       | 628.27    | 610.86    | 595.86    | 11.29                        | <b>8.63</b>                   | 19.92                      | 10.77                    | 615.13                 | 1.56                             | 21.12                 | Yes  |   |
| MRW-6   | 4/29/2021  | 625.90       | 628.27    | 610.86    | 595.86    | 13.09                        | <b>0.35</b>                   | 13.44                      | 10.80                    | 615.10                 | -0.02                            | 19.32                 | Yes  |   |
| MRW-6   | 5/6/2021   | 625.90       | 628.27    | 610.86    | 595.86    | 13.38                        | <b>0.37</b>                   | 13.75                      | 11.09                    | 614.81                 | -0.29                            | 19.03                 | Yes  |   |
| MRW-6   | 5/13/2021  | 625.90       | 628.27    | 610.86    | 595.86    | 13.68                        | <b>0.34</b>                   | 14.02                      | 11.38                    | 614.52                 | -0.29                            | 18.73                 | Yes  |   |
| MRW-6   | 5/19/2021  | 625.90       | 628.27    | 610.86    | 595.86    | 13.92                        | <b>0.37</b>                   | 14.29                      | 11.63                    | 614.27                 | -0.25                            | 18.49                 | Yes  |   |
| MRW-6   | 5/24/2021  | 625.90       | 628.27    | 610.86    | 595.86    | 13.27                        | <b>0.23</b>                   | 13.50                      | 10.95                    | 614.95                 | 0.68                             | 19.14                 | Yes  |   |
| MRW-6   | 5/28/2021  | 625.90       | 628.27    | 610.86    | 595.86    | 13.31                        | <b>0.30</b>                   | 13.61                      | 11.00                    | 614.90                 | -0.06                            | 19.10                 | Yes  |   |
| MRW-6   | 6/8/2021   | 625.90       | 628.27    | 610.86    | 595.86    | 13.83                        | <b>0.42</b>                   | 14.25                      | 11.55                    | 614.35                 | -0.55                            | 18.58                 | Yes  | After EFR   |
| MRW-6   | 6/22/2021  | 625.90       | 628.27    | 610.86    | 595.86    | 14.30                        | <b>0.37</b>                   | 14.67                      | 12.01                    | 613.89                 | -0.46                            | 18.11                 | Yes  |   |
| MRW-6   | 7/1/2021   | 625.90       | 628.27    | 610.86    | 595.86    | 14.00                        | <b>0.33</b>                   | 14.33                      | 11.70                    | 614.20                 | 0.31                             | 18.41                 | Yes  |   |
| MRW-6   | 7/12/2021  | 625.90       | 628.27    | 610.86    | 595.86    | 14.50                        | <b>0.44</b>                   | 14.94                      | 12.22                    | 613.68                 | -0.52                            | 17.91                 | Yes  |   |
| MRW-6   | 7/27/2021  | 625.90       | 628.27    | 610.86    | 595.86    | 14.94                        | <b>0.35</b>                   | 15.29                      | 12.65                    | 613.25                 | -0.42                            | 17.47                 | Yes  |   |



**Table 4**  
**Groundwater and LNAPL Gauging Data - Barge Dock**  
**Former Amoco Terminal**  
**Superior, Wisconsin**

| Well ID  | Date       | Ground Elev. | TOC Elev. | TOS Elev. | BOS Elev. | Depth to Product (feet BTOC) | Free Product Thickness (feet) | Depth to Water (feet BTOC) | Corrected DTW (feet bgs) | Corrected GW Elevation | Change in Corrected GW Elevation | Liquid in Well (feet) | Screen Submerged Below Water Table? (YES/NO) | Comments/Observations  |
|--|------------|--------------|-----------|-----------|-----------|------------------------------|-------------------------------|----------------------------|--------------------------|------------------------|----------------------------------|-----------------------|--|--|
| MRW-6  | 8/3/2021   | 625.90       | 628.27    | 610.86    | 595.86    | 15.08                        | 0.31                          | 15.39                      | 12.78                    | 613.12                 | -0.13                            | 17.33                 | Yes  |  |
| MRW-6  | 8/10/2021  | 625.90       | 628.27    | 610.86    | 595.86    | 15.20                        | 0.35                          | 15.55                      | 12.91                    | 612.99                 | -0.13                            | 17.21                 | Yes  |  |
| MRW-6  | 8/24/2021  | 625.90       | 628.27    | 610.86    | 595.86    | 15.57                        | 0.36                          | 15.93                      | 13.28                    | 612.62                 | -0.37                            | 16.84                 | Yes  |  |
| MRW-6  | 8/31/2021  | 625.90       | 628.27    | 610.86    | 595.86    | 15.39                        | 0.33                          | 15.72                      | 13.09                    | 612.81                 | 0.19                             | 17.02                 | Yes  |  |
| MRW-6  | 9/14/2021  | 625.90       | 628.27    | 610.86    | 595.86    | 15.56                        | 0.36                          | 15.92                      | 13.27                    | 612.63                 | -0.18                            | 16.85                 | Yes  |  |
| MRW-6  | 9/28/2021  | 625.90       | 628.27    | 610.86    | 595.86    | 15.32                        | 0.31                          | 15.63                      | 13.02                    | 612.88                 | 0.25                             | 17.09                 | Yes  |  |
| MRW-6  | 10/5/2021  | 625.90       | 628.27    | 610.86    | 595.86    | 15.31                        | 0.25                          | 15.56                      | 12.99                    | 612.91                 | 0.02                             | 17.10                 | Yes  |  |
| MRW-6  | 10/19/2021 | 625.90       | 628.27    | 610.86    | 595.86    | 15.21                        | 0.35                          | 15.56                      | 12.92                    | 612.98                 | 0.08                             | 17.20                 | Yes  |  |
| MRW-6  | 10/28/2021 | 625.90       | 628.27    | 610.86    | 595.86    | 15.44                        | 0.30                          | 15.74                      | 13.13                    | 612.77                 | -0.22                            | 16.97                 | Yes  |  |
| MRW-7  | 10/11/2011 | 627.30       | 629.77    | 608.30    | 593.30    | 16.65                        | 3.02                          | 19.67                      | 14.83                    | 612.47                 | NA                               | 19.82                 | Yes  | EFR Check  |
| MRW-7  | 10/12/2011 | 627.30       | 629.77    | 608.30    | 593.30    | 14.46                        | 12.71                         | 27.17                      | 14.72                    | 612.58                 | 0.11                             | 22.01                 | Yes  |  |
| MRW-7  | 10/28/2011 | 627.30       | 629.77    | 608.30    | 593.30    | 14.98                        | 11.50                         | 26.48                      | 14.98                    | 612.32                 | -0.26                            | 21.49                 | Yes  |  |
| MRW-7  | 11/3/2011  | 627.30       | 629.77    | 608.30    | 593.30    | 15.09                        | 11.91                         | 27.00                      | 15.18                    | 612.12                 | -0.20                            | 21.38                 | Yes  |  |
| MRW-7  | 11/9/2011  | 627.30       | 629.77    | 608.30    | 593.30    | 15.02                        | 12.19                         | 27.21                      | 15.17                    | 612.13                 | 0.01                             | 21.45                 | Yes  |  |
| MRW-7  | 11/10/2011 | 627.30       | 629.77    | 608.30    | 593.30    | 15.03                        | 12.27                         | 27.30                      | 15.20                    | 612.10                 | -0.03                            | 21.44                 | Yes  |  |
| MRW-7  | 11/10/2011 | 627.30       | 629.77    | 608.30    | 593.30    | 20.80                        | 0.30                          | 21.10                      | 18.39                    | 608.91                 | -3.20                            | 15.67                 | Yes  |  |
| MRW-7  | 11/13/2011 | 627.30       | 629.77    | 608.30    | 593.30    | 15.06                        | 12.09                         | 27.15                      | 15.19                    | 612.11                 | 3.21                             | 21.41                 | Yes  |  |
| MRW-7  | 11/17/2011 | 627.30       | 629.77    | 608.30    | 593.30    | 15.28                        | 11.96                         | 27.24                      | 15.38                    | 611.92                 | -0.19                            | 21.19                 | Yes  | Reading before install of well pumps for Barge system expansion. |
| MRW-7  | 11/22/2011 | 627.30       | 629.77    | 608.30    | 593.30    | 15.33                        | 11.94                         | 27.27                      | 15.43                    | 611.87                 | -0.05                            | 21.14                 | Yes  | Connected to System  |
| MRW-7  | 12/1/2011  | 627.30       | 629.77    | 608.30    | 593.30    | 15.54                        | 11.68                         | 27.22                      | 15.58                    | 611.72                 | -0.15                            | 20.93                 | Yes  | Connected to System  |
| MRW-7  | 1/4/2012   | 627.30       | 629.77    | 608.30    | 593.30    | 16.12                        | 11.15                         | 27.27                      | 16.05                    | 611.25                 | -0.47                            | 20.35                 | Yes  | Connected to System  |
| MRW-7  | 2/16/2012  | 627.30       | 629.77    | 608.30    | 593.30    | 16.88                        | 10.39                         | 27.27                      | 16.64                    | 610.66                 | -0.60                            | 19.59                 | Yes  |  |
| MRW-7  | 3/13/2012  | 627.30       | 629.77    | 608.30    | 593.30    | 16.68                        | 10.56                         | 27.24                      | 16.48                    | 610.82                 | 0.16                             | 19.79                 | Yes  |  |
| MRW-7  | 4/16/2012  | 627.30       | 629.77    | 608.30    | 593.30    | 15.21                        | 12.03                         | 27.24                      | 15.32                    | 611.98                 | 1.15                             | 21.26                 | Yes  |  |
| MRW-7  | 6/11/2012  | 627.30       | 629.77    | 608.30    | 593.30    | 12.56                        | 14.72                         | 27.28                      | 13.25                    | 614.05                 | 2.07                             | 23.91                 | Yes  |  |
| MRW-7  | 6/21/2012  | 627.30       | 629.77    | 608.30    | 593.30    | 12.91                        | 5.98                          | 18.89                      | 11.72                    | 615.58                 | 1.53                             | 23.56                 | Yes  |  |
| MRW-7  | 6/22/2012  | 627.30       | 629.77    | 608.30    | 593.30    | 14.08                        | 0.70                          | 14.78                      | 11.76                    | 615.54                 | -0.04                            | 22.39                 | Yes  |  |
| MRW-7  | 6/28/2012  | 627.30       | 629.77    | 608.30    | 593.30    | 14.65                        | 0.19                          | 14.84                      | 12.22                    | 615.08                 | -0.46                            | 21.82                 | Yes  |  |
| MRW-7  | 12/17/2012 | 627.30       | 629.77    | 608.30    | 593.30    | 17.11                        | 8.93                          | 26.04                      | 16.56                    | 610.74                 | -4.34                            | 19.36                 | Yes  |  |
| <b>Well connected to Barge Dock Skimmer system - Phase 2</b> |            |              |           |           |           |                              |                               |                            |                          |                        |                                  |                       |  |  |
| MRW-7  | 3/25/2013  | 627.30       | 629.77    | 608.30    | 593.30    | 18.15                        | 8.44                          | 26.59                      | 17.49                    | 609.81                 | -0.93                            | 18.32                 | Yes  |  |
| MRW-7  | 5/5/2013   | 627.30       | 629.77    | 608.30    | 593.30    | 15.04                        | 11.41                         | 26.45                      | 15.02                    | 612.28                 | 2.47                             | 21.43                 | Yes  |  |
| MRW-7  | 3/17/2015  | 627.30       | 629.77    | 608.30    | 593.30    | 16.43                        | 9.46                          | 25.89                      | 15.99                    | 611.31                 | 1.50                             | 20.04                 | Yes  |  |
| MRW-7  | 6/25/2015  | 627.30       | 629.77    | 608.30    | 593.30    | 16.78                        | 0.19                          | 16.97                      | 14.35                    | 612.95                 | 1.64                             | 19.69                 | Yes  |  |
| MRW-7  | 7/10/2015  | 627.30       | 629.77    | 608.30    | 593.30    | 16.77                        | 0.26                          | 17.03                      | 14.36                    | 612.94                 | 0.67                             | 19.70                 | Yes  |  |
| MRW-7  | 7/13/2015  | 627.30       | 629.77    | 608.30    | 593.30    | 16.73                        | 0.22                          | 16.95                      | 14.31                    | 612.99                 | 0.05                             | 19.74                 | Yes  |  |
| MRW-7  | 9/10/2015  | 627.30       | 629.77    | 608.30    | 593.30    | 17.02                        | 0.24                          | 17.26                      | 14.60                    | 612.70                 | -0.25                            | 19.45                 | Yes  |  |
| MRW-7  | 9/24/2015  | 627.30       | 629.77    | 608.30    | 593.30    | 16.29                        | 0.18                          | 16.47                      | 13.86                    | 613.44                 | 0.49                             | 20.18                 | Yes  |  |
| MRW-7  | 10/1/2015  | 627.30       | 629.77    | 608.30    | 593.30    | 16.22                        | 0.27                          | 16.49                      | 13.81                    | 613.49                 | 0.50                             | 20.25                 | Yes  |  |
| MRW-7  | 10/14/2015 | 627.30       | 629.77    | 608.30    | 593.30    | 16.73                        | 0.26                          | 16.99                      | 14.32                    | 612.98                 | -0.01                            | 19.74                 | Yes  |  |
| MRW-7  | 4/21/2016  | 627.30       | 629.77    | 608.30    | 593.30    | 15.40                        | 0.25                          | 15.65                      | 12.98                    | 614.32                 | 1.32                             | 21.07                 | Yes  | Pre system start   |
| MRW-7  | 5/18/2016  | 627.30       | 629.77    | 608.30    | 593.30    | 14.56                        | 0.83                          | 15.39                      | 12.27                    | 615.03                 | 0.72                             | 21.91                 | Yes  |  |

**Table 4  
Groundwater and LNAPL Gauging Data - Barge Dock  
Former Amoco Terminal  
Superior, Wisconsin**

| Well ID | Date       | Ground Elev. | TOC Elev. | TOS Elev. | BOS Elev. | Depth to Product (feet BTOC) | Free Product Thickness (feet) | Depth to Water (feet BTOC) | Corrected DTW (feet bgs) | Corrected GW Elevation | Change in Corrected GW Elevation | Liquid in Well (feet) | Screen Submerged Below Water Table? (YES/NO) | Comments/Observations                            |
|---------|------------|--------------|-----------|-----------|-----------|------------------------------|-------------------------------|----------------------------|--------------------------|------------------------|----------------------------------|-----------------------|--|--|
| MRW-7   | 5/25/2016  | 627.30       | 629.77    | 608.30    | 593.30    | 14.93                        | 0.21                          | 15.14                      | 12.51                    | 614.79                 | -0.24                            | 21.54                 | Yes  |  |
| MRW-7   | 5/31/2016  | 627.30       | 629.77    | 608.30    | 593.30    | 14.81                        | 0.23                          | 15.04                      | 12.39                    | 614.91                 | 0.12                             | 21.66                 | Yes  |  |
| MRW-7   | 6/7/2016   | 627.30       | 629.77    | 608.30    | 593.30    | 14.36                        | 0.22                          | 14.58                      | 11.94                    | 615.36                 | 0.45                             | 22.11                 | Yes  |  |
| MRW-7   | 6/14/2016  | 627.30       | 629.77    | 608.30    | 593.30    | 14.71                        | 0.28                          | 14.99                      | 12.30                    | 615.00                 | -0.36                            | 21.76                 | Yes  |  |
| MRW-7   | 6/21/2016  | 627.30       | 629.77    | 608.30    | 593.30    | 14.39                        | 0.20                          | 14.59                      | 11.96                    | 615.34                 | 0.34                             | 22.08                 | Yes  |  |
| MRW-7   | 7/6/2016   | 627.30       | 629.77    | 608.30    | 593.30    | 12.45                        | 12.64                         | 25.09                      | 12.70                    | 614.60                 | -0.73                            | 24.02                 | Yes  |  |
| MRW-7   | 7/7/2016   | 627.30       | 629.77    | 608.30    | 593.30    | 13.48                        | 8.80                          | 22.28                      | 12.90                    | 614.40                 | -0.20                            | 22.99                 | Yes  |  |
| MRW-7   | 7/15/2016  | 627.30       | 629.77    | 608.30    | 593.30    | 14.70                        | 0.25                          | 14.95                      | 12.28                    | 615.02                 | 0.70                             | 21.77                 | Yes  |  |
| MRW-7   | 7/25/2016  | 627.30       | 629.77    | 608.30    | 593.30    | 15.29                        | 0.30                          | 15.59                      | 12.88                    | 614.42                 | -0.60                            | 21.18                 | Yes  |  |
| MRW-7   | 8/26/2016  | 627.30       | 629.77    | 608.30    | 593.30    | 16.19                        | 0.54                          | 16.73                      | 13.84                    | 613.46                 | -0.95                            | 20.28                 | Yes  |  |
| MRW-7   | 9/2/2016   | 627.30       | 629.77    | 608.30    | 593.30    | 16.26                        | 0.21                          | 16.47                      | 13.84                    | 613.46                 | 0.00                             | 20.21                 | Yes  |  |
| MRW-7   | 10/3/2016  | 627.30       | 629.77    | 608.30    | 593.30    | 16.38                        | 0.22                          | 16.60                      | 13.96                    | 613.34                 | -0.12                            | 20.09                 | Yes  |  |
| MRW-7   | 10/6/2016  | 627.30       | 629.77    | 608.30    | 593.30    | 16.46                        | 0.29                          | 16.75                      | 14.05                    | 613.25                 | -0.10                            | 20.01                 | Yes  |  |
| MRW-7   | 10/13/2016 | 627.30       | 629.77    | 608.30    | 593.30    | 16.55                        | 0.27                          | 16.82                      | 14.14                    | 613.16                 | -0.09                            | 19.92                 | Yes  |  |
| MRW-7   | 5/2/2017   | 627.30       | 629.77    | 608.30    | 593.30    | 11.96                        | 13.31                         | 25.27                      | 12.35                    | 614.95                 | 1.79                             | 24.51                 | Yes  |  |
| MRW-7   | 5/8/2017   | 627.30       | 629.77    | 608.30    | 593.30    | 14.97                        | 0.27                          | 15.24                      | 12.56                    | 614.74                 | -0.21                            | 21.50                 | Yes  |  |
| MRW-7   | 5/18/2017  | 627.30       | 629.77    | 608.30    | 593.30    | 14.57                        | 0.25                          | 14.82                      | 12.15                    | 615.15                 | 0.40                             | 21.90                 | Yes  |  |
| MRW-7   | 5/25/2017  | 627.30       | 629.77    | 608.30    | 593.30    | 13.79                        | 0.24                          | 14.03                      | 11.37                    | 615.93                 | 0.78                             | 22.68                 | Yes  |  |
| MRW-7   | 5/31/2017  | 627.30       | 629.77    | 608.30    | 593.30    | 13.76                        | 0.27                          | 14.03                      | 11.35                    | 615.95                 | 0.02                             | 22.71                 | Yes  |  |
| MRW-7   | 6/14/2017  | 627.30       | 629.77    | 608.30    | 593.30    | 14.79                        | 0.23                          | 15.02                      | 12.37                    | 614.93                 | -1.02                            | 21.68                 | Yes  |  |
| MRW-7   | 6/21/2017  | 627.30       | 629.77    | 608.30    | 593.30    | 15.79                        | 0.23                          | 16.02                      | 13.37                    | 613.93                 | -1.00                            | 20.68                 | Yes  |  |
| MRW-7   | 6/29/2017  | 627.30       | 629.77    | 608.30    | 593.30    | 15.35                        | 0.22                          | 15.57                      | 12.93                    | 614.37                 | 0.44                             | 21.12                 | Yes  |  |
| MRW-7   | 7/7/2017   | 627.30       | 629.77    | 608.30    | 593.30    | 15.02                        | 0.21                          | 15.23                      | 12.60                    | 614.70                 | 0.33                             | 21.45                 | Yes  |  |
| MRW-7   | 07/12/17   | 627.30       | 629.77    | 608.30    | 593.30    | 14.94                        | 0.21                          | 15.15                      | 12.52                    | 614.78                 | 0.08                             | 21.53                 | Yes  |  |
| MRW-7   | 7/19/2017  | 627.30       | 629.77    | 608.30    | 593.30    | 14.91                        | 0.22                          | 15.13                      | 12.49                    | 614.81                 | 0.03                             | 21.56                 | Yes  |  |
| MRW-7   | 07/26/17   | 627.30       | 629.77    | 608.30    | 593.30    | 15.10                        | 0.26                          | 15.36                      | 12.69                    | 614.61                 | -0.20                            | 21.37                 | Yes  |  |
| MRW-7   | 7/27/2017  | 627.30       | 629.77    | 608.30    | 593.30    | 15.20                        | 0.25                          | 15.45                      | 12.78                    | 614.52                 | -0.10                            | 21.27                 | Yes  |  |
| MRW-7   | 08/04/17   | 627.30       | 629.77    | 608.30    | 593.30    | 15.38                        | 0.24                          | 15.62                      | 12.96                    | 614.34                 | -0.18                            | 21.09                 | Yes  |  |
| MRW-7   | 8/8/2017   | 627.30       | 629.77    | 608.30    | 593.30    | 15.48                        | 0.25                          | 15.73                      | 13.06                    | 614.24                 | -0.10                            | 20.99                 | Yes  |  |
| MRW-7   | 08/15/17   | 627.30       | 629.77    | 608.30    | 593.30    | 14.96                        | 0.11                          | 15.07                      | 12.51                    | 614.79                 | 0.55                             | 21.51                 | Yes  |  |
| MRW-7   | 8/22/2017  | 627.30       | 629.77    | 608.30    | 593.30    | 14.58                        | 0.42                          | 15.00                      | 12.20                    | 615.10                 | 0.31                             | 21.89                 | Yes  |  |
| MRW-7   | 08/30/17   | 627.30       | 629.77    | 608.30    | 593.30    | 13.71                        | 0.10                          | 13.81                      | 11.26                    | 616.04                 | 0.94                             | 22.76                 | Yes  |  |
| MRW-7   | 9/7/2017   | 627.30       | 629.77    | 608.30    | 593.30    | 13.94                        | 0.28                          | 14.22                      | 11.53                    | 615.77                 | -0.27                            | 22.53                 | Yes  | System start                                     |
| MRW-7   | 09/14/17   | 627.30       | 629.77    | 608.30    | 593.30    | 14.47                        | 0.27                          | 14.74                      | 12.06                    | 615.24                 | -0.53                            | 22.00                 | Yes  |  |
| MRW-7   | 9/19/2017  | 627.30       | 629.77    | 608.30    | 593.30    | 14.75                        | 0.74                          | 15.49                      | 12.44                    | 614.86                 | -0.38                            | 21.72                 | Yes  |  |
| MRW-7   | 09/27/17   | 627.30       | 629.77    | 608.30    | 593.30    | 14.43                        | 0.32                          | 14.75                      | 12.03                    | 615.27                 | 0.41                             | 22.04                 | Yes  |  |
| MRW-7   | 10/12/2017 | 627.30       | 629.77    | 608.30    | 593.30    | 13.54                        | 0.25                          | 13.79                      | 11.12                    | 616.18                 | 0.91                             | 22.93                 | Yes  |  |
| MRW-7   | 10/26/2017 | 627.30       | 629.77    | 608.30    | 593.30    | 13.94                        | 0.32                          | 14.26                      | 11.54                    | 615.76                 | -0.42                            | 22.53                 | Yes  |  |
| MRW-7   | 5/14/2018  | 627.30       | 629.77    | 608.30    | 593.30    | 14.03                        | 11.31                         | 25.34                      | 13.99                    | 613.31                 | -2.45                            | 22.44                 | Yes  |  |
| MRW-7   | 5/15/2018  | 627.30       | 629.77    | 608.30    | 593.30    | 16.59                        | 0.21                          | 16.80                      | 14.17                    | 613.13                 | -0.18                            | 19.88                 | Yes  |  |
| MRW-7   | 5/23/2018  | 627.30       | 629.77    | 608.30    | 593.30    | 16.80                        | 0.28                          | 17.08                      | 14.39                    | 612.91                 | -0.23                            | 19.67                 | Yes  |  |
| MRW-7   | 5/24/2018  | 627.30       | 629.77    | 608.30    | 593.30    | 16.76                        | 0.24                          | 17.00                      | 14.34                    | 612.96                 | 0.05                             | 19.71                 | Yes  |  |
| MRW-7   | 5/30/2018  | 627.30       | 629.77    | 608.30    | 593.30    | 16.28                        | 0.20                          | 16.48                      | 13.85                    | 613.45                 | 0.49                             | 20.19                 | Yes  | Pumps were too high, increased product thickness |

**Table 4**  
**Groundwater and LNAPL Gauging Data - Barge Dock**  
Former Amoco Terminal  
Superior, Wisconsin

| Well ID | Date       | Ground Elev. | TOC Elev. | TOS Elev. | BOS Elev. | Depth to Product (feet BTOC) | Free Product Thickness (feet) | Depth to Water (feet BTOC) | Corrected DTW (feet bgs) | Corrected GW Elevation | Change in Corrected GW Elevation | Liquid in Well (feet) | Screen Submerged Below Water Table? (YES/NO) | Comments/Observations                                   |
|---------|------------|--------------|-----------|-----------|-----------|------------------------------|-------------------------------|----------------------------|--------------------------|------------------------|----------------------------------|-----------------------|--|---|
| MRW-7   | 6/8/2018   | 627.30       | 629.77    | 608.30    | 593.30    | 15.85                        | <b>0.19</b>                   | 16.04                      | 13.42                    | 613.88                 | 0.43                             | 20.62                 | Yes  |   |
| MRW-7   | 6/12/2018  | 627.30       | 629.77    | 608.30    | 593.30    | 16.00                        | <b>0.23</b>                   | 16.23                      | 13.58                    | 613.72                 | -0.16                            | 20.47                 | Yes  |   |
| MRW-7   | 6/19/2018  | 627.30       | 629.77    | 608.30    | 593.30    | 14.99                        | <b>0.01</b>                   | 15.00                      | 12.52                    | 614.78                 | 1.06                             | 21.48                 | Yes  |   |
| MRW-7   | 6/28/2018  | 627.30       | 629.77    | 608.30    | 593.30    | 15.25                        | <b>0.95</b>                   | 16.20                      | 12.98                    | 614.32                 | -0.46                            | 21.22                 | Yes  |   |
| MRW-7   | 7/3/2018   | 627.30       | 629.77    | 608.30    | 593.30    | 15.32                        | <b>0.25</b>                   | 15.57                      | 12.90                    | 614.40                 | 0.08                             | 21.15                 | Yes  |   |
| MRW-7   | 7/10/2018  | 627.30       | 629.77    | 608.30    | 593.30    | 15.60                        | <b>0.25</b>                   | 15.85                      | 13.18                    | 614.12                 | -0.28                            | 20.87                 | Yes  |   |
| MRW-7   | 7/25/2018  | 627.30       | 629.77    | 608.30    | 593.30    | 16.10                        | <b>2.00</b>                   | 18.10                      | 14.06                    | 613.24                 | -0.88                            | 20.37                 | Yes  | Pre-system level check                                  |
| MRW-7   | 8/8/2018   | 627.30       | 629.77    | 608.30    | 593.30    | 16.90                        | <b>0.28</b>                   | 17.18                      | 14.49                    | 612.81                 | -0.43                            | 19.57                 | Yes  |   |
| MRW-7   | 8/16/2018  | 627.30       | 629.77    | 608.30    | 593.30    | 17.25                        | <b>0.27</b>                   | 17.52                      | 14.84                    | 612.46                 | -0.35                            | 19.22                 | Yes  |   |
| MRW-7   | 9/4/2018   | 627.30       | 629.77    | 608.30    | 593.30    | 17.15                        | <b>0.23</b>                   | 17.38                      | 14.73                    | 612.57                 | 0.11                             | 19.32                 | Yes  |   |
| MRW-7   | 9/17/2018  | 627.30       | 629.77    | 608.30    | 593.30    | 17.05                        | <b>0.15</b>                   | 17.20                      | 14.61                    | 612.69                 | 0.12                             | 19.42                 | Yes  | System Down, Tank Full                                  |
| MRW-7   | 10/22/2018 | 627.30       | 629.77    | 608.30    | 593.30    | 15.90                        | <b>0.18</b>                   | 16.08                      | 13.47                    | 613.83                 | 1.14                             | 20.57                 | Yes  | System Up and Running, Tank Pumped out                  |
| MRW-7   | 10/29/2018 | 627.30       | 629.77    | 608.30    | 593.30    | 15.69                        | <b>0.25</b>                   | 15.94                      | 13.27                    | 614.03                 | 0.19                             | 20.78                 | Yes  |   |
| MRW-7   | 5/2/2019   | 627.30       | 629.77    | 608.30    | 593.30    | 12.75                        | <b>12.25</b>                  | 25.00                      | 12.91                    | 614.39                 | 0.36                             | 23.72                 | Yes  |   |
| MRW-7   | 5/7/2019   | 627.30       | 629.77    | 608.30    | 593.30    | 15.57                        | <b>0.25</b>                   | 15.82                      | 13.15                    | 614.15                 | -0.24                            | 20.90                 | Yes  |   |
| MRW-7   | 5/14/2019  | 627.30       | 629.77    | 608.30    | 593.30    | 15.10                        | <b>0.23</b>                   | 15.33                      | 12.68                    | 614.62                 | 0.47                             | 21.37                 | Yes  |   |
| MRW-7   | 5/22/2019  | 627.30       | 629.77    | 608.30    | 593.30    | 14.36                        | <b>0.29</b>                   | 14.65                      | 11.95                    | 615.35                 | 0.73                             | 22.11                 | Yes  |   |
| MRW-7   | 5/28/2019  | 627.30       | 629.77    | 608.30    | 593.30    | 13.62                        | <b>2.32</b>                   | 15.94                      | 11.65                    | 615.65                 | 0.30                             | 22.85                 | Yes  |   |
| MRW-7   | 6/7/2019   | 627.30       | 629.77    | 608.30    | 593.30    | 14.24                        | <b>0.24</b>                   | 14.48                      | 11.82                    | 615.48                 | -0.17                            | 22.23                 | Yes  |   |
| MRW-7   | 6/13/2019  | 627.30       | 629.77    | 608.30    | 593.30    | 14.53                        | <b>0.23</b>                   | 14.76                      | 12.11                    | 615.19                 | -0.29                            | 21.94                 | Yes  |   |
| MRW-7   | 6/24/2019  | 627.30       | 629.77    | 608.30    | 593.30    | 14.84                        | <b>0.52</b>                   | 15.36                      | 12.48                    | 614.82                 | -0.37                            | 21.63                 | Yes  | System down on 10/18 (power line down), restarted 10/21 |
| MRW-7   | 7/3/2019   | 627.30       | 629.77    | 608.30    | 593.30    | 14.82                        | <b>0.26</b>                   | 15.08                      | 12.41                    | 614.89                 | 0.08                             | 21.65                 | Yes  |   |
| MRW-7   | 8/14/2019  | 627.30       | 629.77    | 608.30    | 593.30    | 16.87                        | <b>0.25</b>                   | 17.12                      | 14.45                    | 612.85                 | -2.05                            | 19.60                 | Yes  |   |
| MRW-7   | 8/28/2019  | 627.30       | 629.77    | 608.30    | 593.30    | 17.03                        | <b>0.29</b>                   | 17.32                      | 14.62                    | 612.68                 | -2.22                            | 19.44                 | Yes  |   |
| MRW-7   | 9/12/2019  | 627.30       | 629.77    | 608.30    | 593.30    | 16.76                        | <b>0.16</b>                   | 16.92                      | 14.32                    | 612.98                 | 0.30                             | 19.71                 | Yes  |   |
| MRW-7   | 9/25/2019  | 627.30       | 629.77    | 608.30    | 593.30    | 16.22                        | <b>0.22</b>                   | 16.44                      | 13.80                    | 613.50                 | 0.53                             | 20.25                 | Yes  |   |
| MRW-7   | 10/4/2019  | 627.30       | 629.77    | 608.30    | 593.30    | 15.60                        | <b>0.22</b>                   | 15.82                      | 13.18                    | 614.12                 | 0.62                             | 20.87                 | Yes  |   |
| MRW-7   | 10/7/2019  | 627.30       | 629.77    | 608.30    | 593.30    | 15.18                        | <b>0.23</b>                   | 15.41                      | 12.76                    | 614.54                 | 0.42                             | 21.29                 | Yes  |   |
| MRW-7   | 10/21/2019 | 627.30       | 629.77    | 608.30    | 593.30    | 15.09                        | <b>0.24</b>                   | 15.33                      | 12.67                    | 614.63                 | 0.09                             | 21.38                 | Yes  |   |
| MRW-7   | 10/29/2019 | 627.30       | 629.77    | 608.30    | 593.30    | 14.92                        | <b>0.20</b>                   | 15.12                      | 12.49                    | 614.81                 | 0.18                             | 21.55                 | Yes  |   |
| MRW-7   | 3/31/2020  | 627.30       | 629.77    | 608.30    | 593.30    | 10.66                        | <b>11.24</b>                  | 21.90                      | 10.60                    | 616.70                 | 1.89                             | 25.81                 | Yes  |   |
| MRW-7   | 4/21/2020  | 627.30       | 629.77    | 608.30    | 593.30    | 11.20                        | <b>13.68</b>                  | 24.88                      | 11.67                    | 615.63                 | -1.06                            | 25.27                 | Yes  |   |
| MRW-7   | 4/22/2020  | 627.30       | 629.77    | 608.30    | 593.30    | 13.65                        | <b>2.62</b>                   | 16.27                      | 11.74                    | 615.56                 | -0.07                            | 22.82                 | Yes  |   |
| MRW-7   | 4/30/2020  | 627.30       | 629.77    | 608.30    | 593.30    | 14.16                        | <b>0.22</b>                   | 14.38                      | 11.74                    | 615.56                 | 0.01                             | 22.31                 | Yes  |   |
| MRW-7   | 5/11/2020  | 627.30       | 629.77    | 608.30    | 593.30    | 14.40                        | <b>0.28</b>                   | 14.68                      | 11.99                    | 615.31                 | -0.25                            | 22.07                 | Yes  |   |
| MRW-7   | 5/20/2020  | 627.30       | 629.77    | 608.30    | 593.30    | 14.75                        | <b>0.55</b>                   | 15.30                      | 12.40                    | 614.90                 | -0.41                            | 21.72                 | Yes  |   |
| MRW-7   | 5/26/2020  | 627.30       | 629.77    | 608.30    | 593.30    | 15.00                        | <b>0.29</b>                   | 15.29                      | 12.59                    | 614.71                 | -0.19                            | 21.47                 | Yes  |   |
| MRW-7   | 5/28/2020  | 627.30       | 629.77    | 608.30    | 593.30    | 14.57                        | <b>0.26</b>                   | 14.83                      | 12.16                    | 615.14                 | 0.44                             | 21.90                 | Yes  |   |
| MRW-7   | 6/2/2020   | 627.30       | 629.77    | 608.30    | 593.30    | 14.77                        | <b>0.83</b>                   | 15.60                      | 12.48                    | 614.82                 | -0.32                            | 21.70                 | Yes  |   |
| MRW-7   | 6/11/2020  | 627.30       | 629.77    | 608.30    | 593.30    | 15.25                        | <b>0.75</b>                   | 16.00                      | 12.94                    | 614.36                 | -0.46                            | 21.22                 | Yes  |   |
| MRW-7   | 6/22/2020  | 627.30       | 629.77    | 608.30    | 593.30    | 15.73                        | <b>1.02</b>                   | 16.75                      | 13.48                    | 613.82                 | -0.54                            | 20.74                 | Yes  |   |
| MRW-7   | 7/6/2020   | 627.30       | 629.77    | 608.30    | 593.30    | 16.30                        | <b>0.48</b>                   | 16.78                      | 13.93                    | 613.37                 | -0.45                            | 20.17                 | Yes  |   |
| MRW-7   | 7/20/2020  | 627.30       | 629.77    | 608.30    | 593.30    | 15.94                        | <b>0.22</b>                   | 16.16                      | 13.52                    | 613.78                 | 0.42                             | 20.53                 | Yes  |   |
| MRW-7   | 7/28/2020  | 627.30       | 629.77    | 608.30    | 593.30    | 15.80                        | <b>0.47</b>                   | 16.27                      | 13.43                    | 613.87                 | 0.09                             | 20.67                 | Yes  |   |
| MRW-7   | 8/12/2020  | 627.30       | 629.77    | 608.30    | 593.30    | 15.76                        | <b>0.24</b>                   | 16.00                      | 13.34                    | 613.96                 | 0.09                             | 20.71                 | Yes  |   |
| MRW-7   | 8/25/2020  | 627.30       | 629.77    | 608.30    | 593.30    | 16.21                        | <b>0.35</b>                   | 16.56                      | 13.82                    | 613.48                 | -0.47                            | 20.26                 | Yes  |   |
| MRW-7   | 9/8/2020   | 627.30       | 629.77    | 608.30    | 593.30    | 16.44                        | <b>0.32</b>                   | 16.76                      | 14.04                    | 613.26                 | -0.22                            | 20.03                 | Yes  |   |

**Table 4**  
**Groundwater and LNAPL Gauging Data - Barge Dock**  
**Former Amoco Terminal**  
**Superior, Wisconsin**

| Well ID   | Date       | Ground Elev. | TOC Elev. | TOS Elev. | BOS Elev. | Depth to Product (feet BTOC) | Free Product Thickness (feet) | Depth to Water (feet BTOC) | Corrected DTW (feet bgs) | Corrected GW Elevation | Change in Corrected GW Elevation | Liquid in Well (feet) | Screen Submerged Below Water Table? (YES/NO) | Comments/Observations  |
|---|------------|--------------|-----------|-----------|-----------|------------------------------|-------------------------------|----------------------------|--------------------------|------------------------|----------------------------------|-----------------------|--|--|
| MRW-7   | 9/23/2020  | 627.30       | 629.77    | 608.30    | 593.30    | 16.80                        | <b>0.30</b>                   | 17.10                      | 14.39                    | 612.91                 | -0.36                            | 19.67                 | Yes  |  |
| MRW-7   | 10/7/2020  | 627.30       | 629.77    | 608.30    | 593.30    | 17.13                        | <b>0.28</b>                   | 17.41                      | 14.72                    | 612.58                 | -0.33                            | 19.34                 | Yes  |  |
| MRW-7   | 10/20/2020 | 627.30       | 629.77    | 608.30    | 593.30    | 17.10                        | <b>0.15</b>                   | 17.25                      | 14.66                    | 612.64                 | 0.06                             | 19.37                 | Yes  |  |
| MRW-7   | 4/28/2021  | 627.30       | 629.77    | 608.30    | 593.30    | 13.01                        | <b>11.73</b>                  | 24.74                      | 13.06                    | 614.24                 | 1.60                             | 23.46                 | Yes  |  |
| MRW-7   | 4/29/2021  | 627.30       | 629.77    | 608.30    | 593.30    | 15.57                        | <b>0.24</b>                   | 15.81                      | 13.15                    | 614.15                 | -0.09                            | 20.90                 | Yes  |  |
| MRW-7   | 5/6/2021   | 627.30       | 629.77    | 608.30    | 593.30    | 15.80                        | <b>0.28</b>                   | 16.08                      | 13.39                    | 613.91                 | -0.24                            | 20.67                 | Yes  |  |
| MRW-7   | 5/13/2021  | 627.30       | 629.77    | 608.30    | 593.30    | 16.11                        | <b>0.26</b>                   | 16.37                      | 13.70                    | 613.60                 | -0.31                            | 20.36                 | Yes  |  |
| MRW-7   | 5/19/2021  | 627.30       | 629.77    | 608.30    | 593.30    | 16.35                        | <b>0.28</b>                   | 16.63                      | 13.94                    | 613.36                 | -0.24                            | 20.12                 | Yes  |  |
| MRW-7   | 5/24/2021  | 627.30       | 629.77    | 608.30    | 593.30    | 15.68                        | <b>0.24</b>                   | 15.92                      | 13.26                    | 614.04                 | 0.68                             | 20.79                 | Yes  |  |
| MRW-7   | 5/28/2021  | 627.30       | 629.77    | 608.30    | 593.30    | 15.78                        | <b>0.21</b>                   | 15.99                      | 13.36                    | 613.94                 | -0.09                            | 20.69                 | Yes  |  |
| MRW-7   | 6/8/2021   | 627.30       | 629.77    | 608.30    | 593.30    | 16.25                        | <b>0.30</b>                   | 16.55                      | 13.84                    | 613.46                 | -0.49                            | 20.22                 | Yes  |  |
| MRW-7   | 6/22/2021  | 627.30       | 629.77    | 608.30    | 593.30    | 16.69                        | <b>0.31</b>                   | 17.00                      | 14.29                    | 613.01                 | -0.44                            | 19.78                 | Yes  |  |
| MRW-7   | 7/1/2021   | 627.30       | 629.77    | 608.30    | 593.30    | 16.50                        | <b>0.17</b>                   | 16.67                      | 14.07                    | 613.23                 | 0.22                             | 19.97                 | Yes  |  |
| MRW-7   | 7/12/2021  | 627.30       | 629.77    | 608.30    | 593.30    | 16.91                        | <b>0.44</b>                   | 17.35                      | 14.53                    | 612.77                 | -0.47                            | 19.56                 | Yes  |  |
| MRW-7   | 7/27/2021  | 627.30       | 629.77    | 608.30    | 593.30    | 17.30                        | <b>0.33</b>                   | 17.63                      | 14.90                    | 612.40                 | -0.37                            | 19.17                 | Yes  |  |
| MRW-7   | 8/3/2021   | 627.30       | 629.77    | 608.30    | 593.30    | 17.44                        | <b>0.27</b>                   | 17.71                      | 15.03                    | 612.27                 | -0.13                            | 19.03                 | Yes  |  |
| MRW-7   | 8/10/2021  | 627.30       | 629.77    | 608.30    | 593.30    | 17.53                        | <b>0.25</b>                   | 17.78                      | 15.11                    | 612.19                 | -0.09                            | 18.94                 | Yes  |  |
| MRW-7   | 8/24/2021  | 627.30       | 629.77    | 608.30    | 593.30    | 17.94                        | <b>0.27</b>                   | 18.21                      | 15.53                    | 611.77                 | -0.41                            | 18.53                 | Yes  |  |
| MRW-7   | 8/31/2021  | 627.30       | 629.77    | 608.30    | 593.30    | 17.75                        | <b>0.26</b>                   | 18.01                      | 15.34                    | 611.96                 | 0.19                             | 18.72                 | Yes  |  |
| MRW-7   | 9/14/2021  | 627.30       | 629.77    | 608.30    | 593.30    | 17.95                        | <b>0.23</b>                   | 18.18                      | 15.53                    | 611.77                 | -0.19                            | 18.52                 | Yes  |  |
| MRW-7   | 9/28/2021  | 627.30       | 629.77    | 608.30    | 593.30    | 17.64                        | <b>0.27</b>                   | 17.91                      | 15.23                    | 612.07                 | 0.30                             | 18.83                 | Yes  |  |
| MRW-7   | 10/5/2021  | 627.30       | 629.77    | 608.30    | 593.30    | 17.62                        | <b>0.29</b>                   | 17.91                      | 15.21                    | 612.09                 | 0.02                             | 18.85                 | Yes  |  |
| MRW-7   | 10/19/2021 | 627.30       | 629.77    | 608.30    | 593.30    | 17.59                        | <b>0.22</b>                   | 17.81                      | 15.17                    | 612.13                 | 0.05                             | 18.88                 | Yes  |  |
| MRW-7   | 10/28/2021 | 627.30       | 629.77    | 608.30    | 593.30    | 17.72                        | <b>0.28</b>                   | 18.00                      | 15.31                    | 611.99                 | -0.14                            | 18.75                 | Yes  |  |
| MRW-8   | 10/11/2011 | 627.30       | 629.50    | 610.37    | 595.37    | 14.29                        | <b>12.22</b>                  | 26.51                      | 14.72                    | 612.58                 | NA                               | 19.84                 | Yes  | Before EFR   |
| MRW-8   | 10/12/2011 | 627.30       | 629.50    | 610.37    | 595.37    | 13.74                        | <b>13.97</b>                  | 27.71                      | 14.54                    | 612.76                 | 0.17                             | 20.39                 | Yes  | After EFR (12:25)  |
| MRW-8   | 10/21/2011 | 627.30       | 629.50    | 610.37    | 595.37    | 14.06                        | <b>13.95</b>                  | 28.01                      | 14.86                    | 612.44                 | -0.32                            | 20.07                 | Yes  | After EFR (13:30)  |
| MRW-8   | 10/27/2011 | 627.30       | 629.50    | 610.37    | 595.37    | 16.85                        | <b>3.35</b>                   | 20.20                      | 15.37                    | 611.93                 | -0.51                            | 17.28                 | Yes  |  |
| MRW-8   | 10/27/2011 | 627.30       | 629.50    | 610.37    | 595.37    | 16.20                        | <b>5.31</b>                   | 21.51                      | 15.14                    | 612.16                 | 0.23                             | 17.93                 | Yes  |  |
| MRW-8   | 11/3/2011  | 627.30       | 629.50    | 610.37    | 595.37    | 14.69                        | <b>12.74</b>                  | 27.43                      | 15.23                    | 612.07                 | -0.09                            | 19.44                 | Yes  |  |
| MRW-8   | 11/9/2011  | 627.30       | 629.50    | 610.37    | 595.37    | 14.89                        | <b>12.61</b>                  | 27.50                      | 15.40                    | 611.90                 | -0.17                            | 19.24                 | Yes  |  |
| MRW-8   | 11/10/2011 | 627.30       | 629.50    | 610.37    | 595.37    | 14.66                        | <b>12.94</b>                  | 27.60                      | 15.24                    | 612.06                 | 0.16                             | 19.47                 | Yes  |  |
| MRW-8   | 11/10/2011 | 627.30       | 629.50    | 610.37    | 595.37    | 18.04                        | <b>0.30</b>                   | 18.34                      | 15.90                    | 611.40                 | -0.66                            | 16.09                 | Yes  |  |
| MRW-8   | 11/10/2011 | 627.30       | 629.50    | 610.37    | 595.37    | 17.45                        | <b>2.50</b>                   | 19.95                      | 15.79                    | 611.51                 | 0.12                             | 16.68                 | Yes  |  |
| MRW-8   | 11/13/2011 | 627.30       | 629.50    | 610.37    | 595.37    | 14.65                        | <b>12.64</b>                  | 27.29                      | 15.17                    | 612.13                 | 0.62                             | 19.48                 | Yes  |  |
| MRW-8   | 11/17/2011 | 627.30       | 629.50    | 610.37    | 595.37    | 14.89                        | <b>12.61</b>                  | 27.50                      | 15.40                    | 611.90                 | -0.23                            | 19.24                 | Yes  | Reading before install of well pumps for Barge system expansion. |
| MRW-8   | 11/22/2011 | 627.30       | 629.50    | 610.37    | 595.37    | 14.94                        | <b>12.63</b>                  | 27.57                      | 15.45                    | 611.85                 | -0.05                            | 19.19                 | Yes  | Connected to System  |
| MRW-8   | 12/1/2011  | 627.30       | 629.50    | 610.37    | 595.37    | 15.09                        | <b>12.48</b>                  | 27.57                      | 15.57                    | 611.73                 | -0.12                            | 19.04                 | Yes  | Connected to System  |
| MRW-8   | 1/4/2012   | 627.30       | 629.50    | 610.37    | 595.37    | 15.70                        | <b>11.77</b>                  | 27.47                      | 16.03                    | 611.27                 | -0.46                            | 18.43                 | Yes  | Connected to System  |
| MRW-8   | 2/16/2012  | 627.30       | 629.50    | 610.37    | 595.37    | 16.44                        | <b>10.95</b>                  | 27.39                      | 16.59                    | 610.71                 | -0.56                            | 17.69                 | Yes  |  |
| MRW-8   | 3/13/2012  | 627.30       | 629.50    | 610.37    | 595.37    | 16.31                        | <b>11.03</b>                  | 27.34                      | 16.48                    | 610.82                 | 0.11                             | 17.82                 | Yes  |  |
| MRW-8   | 4/16/2012  | 627.30       | 629.50    | 610.37    | 595.37    | 14.84                        | <b>12.64</b>                  | 27.48                      | 15.36                    | 611.94                 | 1.12                             | 19.29                 | Yes  |  |
| MRW-8   | 6/11/2012  | 627.30       | 629.50    | 610.37    | 595.37    | 12.22                        | <b>15.77</b>                  | 27.99                      | 13.41                    | 613.89                 | 1.95                             | 21.91                 | Yes  |  |
| MRW-8   | 6/21/2012  | 627.30       | 629.50    | 610.37    | 595.37    | 14.66                        | <b>0.24</b>                   | 14.90                      | 12.51                    | 614.79                 | 0.90                             | 19.47                 | Yes  |  |
| MRW-8   | 6/22/2012  | 627.30       | 629.50    | 610.37    | 595.37    | 11.08                        | <b>14.98</b>                  | 26.06                      | 12.10                    | 615.20                 | 0.41                             | 23.05                 | Yes  |  |
| MRW-8   | 6/28/2012  | 627.30       | 629.50    | 610.37    | 595.37    | 14.84                        | <b>0.17</b>                   | 15.01                      | 12.68                    | 614.62                 | -0.58                            | 19.29                 | Yes  |  |
| MRW-8   | 12/17/2012 | 627.30       | 629.50    | 610.37    | 595.37    | 16.90                        | <b>9.38</b>                   | 26.28                      | 16.72                    | 610.58                 | -4.04                            | 17.23                 | Yes  |  |
| Well connected to Barge Dock Skimmer system - Phase 2 |            |              |           |           |           |                              |                               |                            |                          |                        |                                  |                       |  |  |
| MRW-8   | 3/25/2013  | 627.30       | 629.50    | 610.37    | 595.37    | 18.40                        | <b>8.25</b>                   | 26.65                      | 17.97                    | 609.33                 | -1.26                            | 15.73                 | No   |  |
| MRW-8   | 5/5/2013   | 627.30       | 629.50    | 610.37    | 595.37    | 14.96                        | <b>10.97</b>                  | 25.93                      | 15.12                    | 612.18                 | 2.86                             | 19.17                 | Yes  |  |
| MRW-8   | 3/17/2015  | 627.30       | 629.50    | 610.37    | 595.37    | 16.15                        | <b>8.15</b>                   | 24.30                      | 15.70                    | 611.60                 | -0.58                            | 17.98                 | Yes  |  |

**Table 4**  
**Groundwater and LNAPL Gauging Data - Barge Dock**  
Former Amoco Terminal  
Superior, Wisconsin

| Well ID | Date       | Ground Elev. | TOC Elev. | TOS Elev. | BOS Elev. | Depth to Product (feet BTOC) | Free Product Thickness (feet) | Depth to Water (feet BTOC) | Corrected DTW (feet bgs) | Corrected GW Elevation | Change in Corrected GW Elevation | Liquid in Well (feet) | Screen Submerged Below Water Table? (YES/NO) | Comments/Observations |
|---------|------------|--------------|-----------|-----------|-----------|------------------------------|-------------------------------|----------------------------|--------------------------|------------------------|----------------------------------|-----------------------|--|-----------------------|
| MRW-8   | 6/25/2015  | 627.30       | 629.50    | 610.37    | 595.37    | 16.44                        | 0.22                          | 16.66                      | 14.29                    | 613.01                 | 1.41                             | 17.69                 | Yes  |                       |
| MRW-8   | 7/10/2015  | 627.30       | 629.50    | 610.37    | 595.37    | 16.37                        | 0.17                          | 16.54                      | 14.21                    | 613.09                 | 0.08                             | 17.76                 | Yes  |                       |
| MRW-8   | 7/13/2015  | 627.30       | 629.50    | 610.37    | 595.37    | 16.36                        | 0.16                          | 16.52                      | 14.19                    | 613.11                 | 0.01                             | 17.77                 | Yes  |                       |
| MRW-8   | 9/10/2015  | 627.30       | 629.50    | 610.37    | 595.37    | 16.60                        | 0.24                          | 16.84                      | 14.45                    | 612.85                 | -0.26                            | 17.53                 | Yes  |                       |
| MRW-8   | 9/24/2015  | 627.30       | 629.50    | 610.37    | 595.37    | 16.04                        | 0.18                          | 16.22                      | 13.88                    | 613.42                 | 0.57                             | 18.09                 | Yes  |                       |
| MRW-8   | 10/1/2015  | 627.30       | 629.50    | 610.37    | 595.37    | 15.86                        | 0.17                          | 16.03                      | 13.70                    | 613.60                 | 0.18                             | 18.27                 | Yes  |                       |
| MRW-8   | 10/14/2015 | 627.30       | 629.50    | 610.37    | 595.37    | 16.25                        | 0.30                          | 16.55                      | 14.11                    | 613.19                 | -0.42                            | 17.88                 | Yes  |                       |
| MRW-8   | 4/21/2016  | 627.30       | 629.50    | 610.37    | 595.37    | 11.31                        | 14.16                         | 25.47                      | 12.15                    | 615.15                 | 1.96                             | 22.82                 | Yes  | Pre system start      |
| MRW-8   | 5/18/2016  | 627.30       | 629.50    | 610.37    | 595.37    | 14.60                        | 0.49                          | 15.09                      | 12.51                    | 614.79                 | -0.35                            | 19.53                 | Yes  |                       |
| MRW-8   | 5/25/2016  | 627.30       | 629.50    | 610.37    | 595.37    | 14.82                        | 0.21                          | 15.03                      | 12.67                    | 614.63                 | -0.16                            | 19.31                 | Yes  |                       |
| MRW-8   | 5/31/2016  | 627.30       | 629.50    | 610.37    | 595.37    | 14.67                        | 0.25                          | 14.92                      | 12.52                    | 614.78                 | 0.14                             | 19.46                 | Yes  |                       |
| MRW-8   | 6/7/2016   | 627.30       | 629.50    | 610.37    | 595.37    | 14.38                        | 0.12                          | 14.50                      | 12.21                    | 615.09                 | 0.32                             | 19.75                 | Yes  |                       |
| MRW-8   | 6/14/2016  | 627.30       | 629.50    | 610.37    | 595.37    | 14.64                        | 0.20                          | 14.84                      | 12.48                    | 614.82                 | -0.28                            | 19.49                 | Yes  |                       |
| MRW-8   | 6/21/2016  | 627.30       | 629.50    | 610.37    | 595.37    | 14.29                        | 0.22                          | 14.51                      | 12.14                    | 615.16                 | 0.35                             | 19.84                 | Yes  |                       |
| MRW-8   | 7/6/2016   | 627.30       | 629.50    | 610.37    | 595.37    | 12.51                        | 11.19                         | 23.70                      | 12.71                    | 614.59                 | -0.58                            | 21.62                 | Yes  |                       |
| MRW-8   | 7/7/2016   | 627.30       | 629.50    | 610.37    | 595.37    | 12.51                        | 11.19                         | 23.70                      | 12.71                    | 614.59                 | 0.00                             | 21.62                 | Yes  |                       |
| MRW-8   | 7/15/2016  | 627.30       | 629.50    | 610.37    | 595.37    | 14.60                        | 0.24                          | 14.84                      | 12.45                    | 614.85                 | 0.26                             | 19.53                 | Yes  |                       |
| MRW-8   | 7/25/2016  | 627.30       | 629.50    | 610.37    | 595.37    | 15.06                        | 0.30                          | 15.36                      | 12.92                    | 614.38                 | -0.47                            | 19.07                 | Yes  |                       |
| MRW-8   | 8/26/2016  | 627.30       | 629.50    | 610.37    | 595.37    | 15.92                        | 0.37                          | 16.29                      | 13.80                    | 613.50                 | -0.88                            | 18.21                 | Yes  |                       |
| MRW-8   | 9/2/2016   | 627.30       | 629.50    | 610.37    | 595.37    | 16.00                        | 0.22                          | 16.22                      | 13.85                    | 613.45                 | -0.05                            | 18.13                 | Yes  |                       |
| MRW-8   | 10/3/2016  | 627.30       | 629.50    | 610.37    | 595.37    | 16.03                        | 0.25                          | 16.28                      | 13.88                    | 613.42                 | -0.04                            | 18.10                 | Yes  |                       |
| MRW-8   | 10/6/2016  | 627.30       | 629.50    | 610.37    | 595.37    | 16.10                        | 0.22                          | 16.32                      | 13.95                    | 613.35                 | -0.06                            | 18.03                 | Yes  |                       |
| MRW-8   | 10/13/2016 | 627.30       | 629.50    | 610.37    | 595.37    | 16.20                        | 0.25                          | 16.45                      | 14.05                    | 613.25                 | -0.11                            | 17.93                 | Yes  |                       |
| MRW-8   | 5/2/2017   | 627.30       | 629.50    | 610.37    | 595.37    | 11.74                        | 13.72                         | 25.46                      | 12.49                    | 614.81                 | 1.57                             | 22.39                 | Yes  |                       |
| MRW-8   | 5/8/2017   | 627.30       | 629.50    | 610.37    | 595.37    | 14.90                        | 0.28                          | 15.18                      | 12.76                    | 614.54                 | -0.27                            | 19.23                 | Yes  |                       |
| MRW-8   | 5/18/2017  | 627.30       | 629.50    | 610.37    | 595.37    | 14.55                        | 0.20                          | 14.75                      | 12.39                    | 614.91                 | 0.37                             | 19.58                 | Yes  |                       |
| MRW-8   | 5/25/2017  | 627.30       | 629.50    | 610.37    | 595.37    | 13.73                        | 0.20                          | 13.93                      | 11.57                    | 615.73                 | 0.82                             | 20.40                 | Yes  |                       |
| MRW-8   | 5/31/2017  | 627.30       | 629.50    | 610.37    | 595.37    | 13.71                        | 0.26                          | 13.97                      | 11.57                    | 615.73                 | 0.01                             | 20.42                 | Yes  |                       |
| MRW-8   | 6/14/2017  | 627.30       | 629.50    | 610.37    | 595.37    | 14.60                        | 0.25                          | 14.85                      | 12.45                    | 614.85                 | -0.89                            | 19.53                 | Yes  |                       |
| MRW-8   | 6/21/2017  | 627.30       | 629.50    | 610.37    | 595.37    | 14.98                        | 0.29                          | 15.27                      | 12.84                    | 614.46                 | -0.39                            | 19.15                 | Yes  |                       |
| MRW-8   | 6/29/2017  | 627.30       | 629.50    | 610.37    | 595.37    | 15.13                        | 0.22                          | 15.35                      | 12.98                    | 614.32                 | -0.13                            | 19.00                 | Yes  |                       |
| MRW-8   | 7/7/2017   | 627.30       | 629.50    | 610.37    | 595.37    | 14.80                        | 0.26                          | 15.06                      | 12.66                    | 614.64                 | 0.32                             | 19.33                 | Yes  |                       |
| MRW-8   | 07/12/17   | 627.30       | 629.50    | 610.37    | 595.37    | 14.71                        | 0.20                          | 14.91                      | 12.55                    | 614.75                 | 0.10                             | 19.42                 | Yes  |                       |
| MRW-8   | 7/19/2017  | 627.30       | 629.50    | 610.37    | 595.37    | 14.66                        | 0.22                          | 14.88                      | 12.51                    | 614.79                 | 0.05                             | 19.47                 | Yes  |                       |
| MRW-8   | 07/26/17   | 627.30       | 629.50    | 610.37    | 595.37    | 14.77                        | 0.22                          | 14.99                      | 12.62                    | 614.68                 | -0.11                            | 19.36                 | Yes  |                       |
| MRW-8   | 7/27/2017  | 627.30       | 629.50    | 610.37    | 595.37    | 14.88                        | 0.22                          | 15.10                      | 12.73                    | 614.57                 | -0.11                            | 19.25                 | Yes  |                       |
| MRW-8   | 08/04/17   | 627.30       | 629.50    | 610.37    | 595.37    | 15.09                        | 0.17                          | 15.26                      | 12.93                    | 614.37                 | -0.20                            | 19.04                 | Yes  |                       |
| MRW-8   | 8/8/2017   | 627.30       | 629.50    | 610.37    | 595.37    | 15.13                        | 0.22                          | 15.35                      | 12.98                    | 614.32                 | -0.05                            | 19.00                 | Yes  |                       |
| MRW-8   | 08/15/17   | 627.30       | 629.50    | 610.37    | 595.37    | 14.56                        | 0.21                          | 14.77                      | 12.41                    | 614.89                 | 0.57                             | 19.57                 | Yes  |                       |
| MRW-8   | 8/22/2017  | 627.30       | 629.50    | 610.37    | 595.37    | 14.28                        | 0.25                          | 14.53                      | 12.13                    | 615.17                 | 0.27                             | 19.85                 | Yes  |                       |
| MRW-8   | 08/30/17   | 627.30       | 629.50    | 610.37    | 595.37    | 13.47                        | 0.18                          | 13.65                      | 11.31                    | 615.99                 | 0.83                             | 20.66                 | Yes  |                       |
| MRW-8   | 9/7/2017   | 627.30       | 629.50    | 610.37    | 595.37    | 13.64                        | 0.29                          | 13.93                      | 11.50                    | 615.80                 | -0.19                            | 20.49                 | Yes  |                       |
| MRW-8   | 09/14/17   | 627.30       | 629.50    | 610.37    | 595.37    | 14.11                        | 0.27                          | 14.38                      | 11.97                    | 615.33                 | -0.47                            | 20.02                 | Yes  |                       |
| MRW-8   | 9/19/2017  | 627.30       | 629.50    | 610.37    | 595.37    | 14.38                        | 0.69                          | 15.07                      | 12.33                    | 614.97                 | -0.36                            | 19.75                 | Yes  |                       |
| MRW-8   | 09/27/17   | 627.30       | 629.50    | 610.37    | 595.37    | 14.17                        | 0.25                          | 14.42                      | 12.02                    | 615.28                 | 0.30                             | 19.96                 | Yes  |                       |
| MRW-8   | 10/12/2017 | 627.30       | 629.50    | 610.37    | 595.37    | 13.26                        | 0.25                          | 13.51                      | 11.11                    | 616.19                 | 0.91                             | 20.87                 | Yes  |                       |
| MRW-8   | 10/26/2017 | 627.30       | 629.50    | 610.37    | 595.37    | 14.69                        | 0.22                          | 14.91                      | 12.54                    | 614.76                 | -1.42                            | 19.44                 | Yes  |                       |

**Table 4**  
**Groundwater and LNAPL Gauging Data - Barge Dock**  
**Former Amoco Terminal**  
**Superior, Wisconsin**

| Well ID | Date       | Ground Elev. | TOC Elev. | TOS Elev. | BOS Elev. | Depth to Product (feet BTOC) | Free Product Thickness (feet) | Depth to Water (feet BTOC) | Corrected DTW (feet bgs) | Corrected GW Elevation | Change in Corrected GW Elevation | Liquid in Well (feet) | Screen Submerged Below Water Table? (YES/NO) | Comments/Observations                                   |
|---------|------------|--------------|-----------|-----------|-----------|------------------------------|-------------------------------|----------------------------|--------------------------|------------------------|----------------------------------|-----------------------|--|---|
| MRW-8   | 5/23/2018  | 627.30       | 629.50    | 610.37    | 595.37    | 16.50                        | 0.28                          | 16.78                      | 14.36                    | 612.94                 | -1.82                            | 17.63                 | Yes  |   |
| MRW-8   | 5/24/2018  | 627.30       | 629.50    | 610.37    | 595.37    | 16.46                        | 0.24                          | 16.70                      | 14.31                    | 612.99                 | 0.05                             | 17.67                 | Yes  |   |
| MRW-8   | 5/30/2018  | 627.30       | 629.50    | 610.37    | 595.37    | 16.06                        | 0.22                          | 16.28                      | 13.91                    | 613.39                 | 0.40                             | 18.07                 | Yes  | Pumps were too high, increased product thickness        |
| MRW-8   | 6/8/2018   | 627.30       | 629.50    | 610.37    | 595.37    | 15.78                        | 0.08                          | 15.86                      | 13.60                    | 613.70                 | 0.31                             | 18.35                 | Yes  |   |
| MRW-8   | 6/12/2018  | 627.30       | 629.50    | 610.37    | 595.37    | 15.67                        | 0.25                          | 15.92                      | 13.52                    | 613.78                 | 0.07                             | 18.46                 | Yes  |   |
| MRW-8   | 6/19/2018  | 627.30       | 629.50    | 610.37    | 595.37    | 14.81                        | 0.17                          | 14.98                      | 12.65                    | 614.65                 | 0.88                             | 19.32                 | Yes  |   |
| MRW-8   | 6/28/2018  | 627.30       | 629.50    | 610.37    | 595.37    | 15.18                        | 2.02                          | 17.20                      | 13.41                    | 613.89                 | -0.77                            | 18.95                 | Yes  |   |
| MRW-8   | 7/3/2018   | 627.30       | 629.50    | 610.37    | 595.37    | 15.09                        | 0.26                          | 15.35                      | 12.95                    | 614.35                 | 0.47                             | 19.04                 | Yes  |   |
| MRW-8   | 7/10/2018  | 627.30       | 629.50    | 610.37    | 595.37    | 15.30                        | 0.28                          | 15.58                      | 13.16                    | 614.14                 | -0.21                            | 18.83                 | Yes  |   |
| MRW-8   | 7/25/2018  | 627.30       | 629.50    | 610.37    | 595.37    | 15.75                        | 1.63                          | 17.38                      | 13.90                    | 613.40                 | -0.74                            | 18.38                 | Yes  | Pre-start levels check                                  |
| MRW-8   | 8/8/2018   | 627.30       | 629.50    | 610.37    | 595.37    | 16.45                        | 0.27                          | 16.72                      | 14.31                    | 612.99                 | -0.41                            | 17.68                 | Yes  |   |
| MRW-8   | 8/16/2018  | 627.30       | 629.50    | 610.37    | 595.37    | 16.73                        | 0.27                          | 17.00                      | 14.59                    | 612.71                 | -0.28                            | 17.40                 | Yes  |   |
| MRW-8   | 9/4/2018   | 627.30       | 629.50    | 610.37    | 595.37    | 16.66                        | 0.18                          | 16.84                      | 14.50                    | 612.80                 | 0.09                             | 17.47                 | Yes  |   |
| MRW-8   | 9/17/2018  | 627.30       | 629.50    | 610.37    | 595.37    | 16.53                        | 0.23                          | 16.76                      | 14.38                    | 612.92                 | 0.12                             | 17.60                 | Yes  | System Down, Tank Full                                  |
| MRW-8   | 10/22/2018 | 627.30       | 629.50    | 610.37    | 595.37    | 16.24                        | 0.20                          | 16.44                      | 14.08                    | 613.22                 | 0.30                             | 17.89                 | Yes  | System Up and Running, Tank Pumped out                  |
| MRW-8   | 10/29/2018 | 627.30       | 629.50    | 610.37    | 595.37    | 15.35                        | 0.19                          | 15.54                      | 13.19                    | 614.11                 | 0.89                             | 18.78                 | Yes  |   |
| MRW-8   | 5/2/2019   | 627.30       | 629.50    | 610.37    | 595.37    | 12.48                        | 12.65                         | 25.13                      | 13.00                    | 614.30                 | 0.19                             | 21.65                 | Yes  |   |
| MRW-8   | 5/7/2019   | 627.30       | 629.50    | 610.37    | 595.37    | 16.11                        | 0.35                          | 16.46                      | 13.99                    | 613.31                 | -0.99                            | 18.02                 | Yes  |   |
| MRW-8   | 5/14/2019  | 627.30       | 629.50    | 610.37    | 595.37    | 15.30                        | 0.01                          | 15.31                      | 13.10                    | 614.20                 | 0.88                             | 18.83                 | Yes  |   |
| MRW-8   | 5/22/2019  | 627.30       | 629.50    | 610.37    | 595.37    | 14.28                        | 0.28                          | 14.56                      | 12.14                    | 615.16                 | 0.96                             | 19.85                 | Yes  |   |
| MRW-8   | 5/28/2019  | 627.30       | 629.50    | 610.37    | 595.37    | 12.03                        | 8.11                          | 20.14                      | 11.57                    | 615.73                 | 0.57                             | 22.10                 | Yes  |   |
| MRW-8   | 6/7/2019   | 627.30       | 629.50    | 610.37    | 595.37    | 14.08                        | 0.26                          | 14.34                      | 11.94                    | 615.36                 | -0.36                            | 20.05                 | Yes  |   |
| MRW-8   | 6/13/2019  | 627.30       | 629.50    | 610.37    | 595.37    | 14.28                        | 0.27                          | 14.55                      | 12.14                    | 615.16                 | -0.20                            | 19.85                 | Yes  |   |
| MRW-8   | 6/24/2019  | 627.30       | 629.50    | 610.37    | 595.37    | 14.62                        | 1.25                          | 15.87                      | 12.69                    | 614.61                 | -0.55                            | 19.51                 | Yes  | System down on 10/18 (power line down), restarted 10/21 |
| MRW-8   | 7/3/2019   | 627.30       | 629.50    | 610.37    | 595.37    | 14.58                        | 0.17                          | 14.75                      | 12.42                    | 614.88                 | 0.27                             | 19.55                 | Yes  |   |
| MRW-8   | 8/5/2019   | 627.30       | 629.50    | 610.37    | 595.37    | 16.02                        | 0.22                          | 16.24                      | 13.87                    | 613.43                 | -1.45                            | 18.11                 | Yes  |   |
| MRW-8   | 8/14/2019  | 627.30       | 629.50    | 610.37    | 595.37    | 16.29                        | 0.24                          | 16.53                      | 14.14                    | 613.16                 | -1.73                            | 17.84                 | Yes  |   |
| MRW-8   | 8/28/2019  | 627.30       | 629.50    | 610.37    | 595.37    | 14.58                        | 16.95                         | 17.09                      | 1.58                     | 625.72                 | 10.83                            | 19.55                 | Yes  |   |
| MRW-8   | 9/12/2019  | 627.30       | 629.50    | 610.37    | 595.37    | 14.58                        | 16.26                         | 16.45                      | 1.48                     | 625.82                 | 0.10                             | 19.55                 | Yes  |   |
| MRW-8   | 9/25/2019  | 627.30       | 629.50    | 610.37    | 595.37    | 14.58                        | 15.66                         | 15.91                      | 1.41                     | 625.89                 | 0.07                             | 19.55                 | Yes  |   |
| MRW-8   | 10/4/2019  | 627.30       | 629.50    | 610.37    | 595.37    | 14.58                        | 15.25                         | 15.49                      | 1.32                     | 625.98                 | 0.10                             | 19.55                 | Yes  |   |
| MRW-8   | 10/7/2019  | 627.30       | 629.50    | 610.37    | 595.37    | 14.81                        | 0.22                          | 15.03                      | 12.66                    | 614.64                 | -11.34                           | 19.32                 | Yes  |   |
| MRW-8   | 10/21/2019 | 627.30       | 629.50    | 610.37    | 595.37    | 15.09                        | 0.22                          | 15.31                      | 12.94                    | 614.36                 | -0.28                            | 19.04                 | Yes  |   |
| MRW-8   | 10/29/2019 | 627.30       | 629.50    | 610.37    | 595.37    | 14.45                        | 0.20                          | 14.65                      | 12.29                    | 615.01                 | 0.64                             | 19.68                 | Yes  |   |
| MRW-8   | 3/31/2020  | 627.30       | 629.50    | 610.37    | 595.37    | 10.45                        | 14.15                         | 24.60                      | 11.29                    | 616.01                 | 1.00                             | 23.68                 | Yes  |   |
| MRW-8   | 4/21/2020  | 627.30       | 629.50    | 610.37    | 595.37    | 10.91                        | 13.16                         | 24.07                      | 11.54                    | 615.76                 | -0.25                            | 23.22                 | Yes  |   |
| MRW-8   | 4/22/2020  | 627.30       | 629.50    | 610.37    | 595.37    | 15.13                        | 0.01                          | 15.14                      | 12.93                    | 614.37                 | -1.39                            | 19.00                 | Yes  |   |
| MRW-8   | 4/30/2020  | 627.30       | 629.50    | 610.37    | 595.37    | 13.93                        | 0.25                          | 14.18                      | 11.78                    | 615.52                 | 1.15                             | 20.20                 | Yes  |   |
| MRW-8   | 5/11/2020  | 627.30       | 629.50    | 610.37    | 595.37    | 14.09                        | 0.27                          | 14.36                      | 11.95                    | 615.35                 | -0.16                            | 20.04                 | Yes  |   |
| MRW-8   | 5/20/2020  | 627.30       | 629.50    | 610.37    | 595.37    | 14.40                        | 0.49                          | 14.89                      | 12.31                    | 614.99                 | -0.36                            | 19.73                 | Yes  |   |
| MRW-8   | 5/26/2020  | 627.30       | 629.50    | 610.37    | 595.37    | 14.66                        | 0.29                          | 14.95                      | 12.52                    | 614.78                 | -0.22                            | 19.47                 | Yes  |   |
| MRW-8   | 5/28/2020  | 627.30       | 629.50    | 610.37    | 595.37    | 14.37                        | 0.26                          | 14.63                      | 12.23                    | 615.07                 | 0.30                             | 19.76                 | Yes  |   |
| MRW-8   | 6/2/2020   | 627.30       | 629.50    | 610.37    | 595.37    | 14.84                        | 1.56                          | 16.40                      | 12.98                    | 614.32                 | -0.75                            | 19.29                 | Yes  |   |

**Table 4**  
**Groundwater and LNAPL Gauging Data - Barge Dock**  
**Former Amoco Terminal**  
**Superior, Wisconsin**

| Well ID | Date       | Ground Elev. | TOC Elev. | TOS Elev. | BOS Elev. | Depth to Product (feet BTOC) | Free Product Thickness (feet) | Depth to Water (feet BTOC) | Corrected DTW (feet bgs) | Corrected GW Elevation | Change in Corrected GW Elevation | Liquid in Well (feet) | Screen Submerged Below Water Table? (YES/NO) | Comments/Observations  |
|---------|------------|--------------|-----------|-----------|-----------|------------------------------|-------------------------------|----------------------------|--------------------------|------------------------|----------------------------------|-----------------------|--|--|
| MRW-8   | 6/11/2020  | 627.30       | 629.50    | 610.37    | 595.37    | 14.95                        | 0.23                          | 15.18                      | 12.80                    | 614.50                 | 0.18                             | 19.18                 | Yes  |  |
| MRW-8   | 6/22/2020  | 627.30       | 629.50    | 610.37    | 595.37    | 15.38                        | 0.32                          | 15.70                      | 13.25                    | 614.05                 | -0.45                            | 18.75                 | Yes  |  |
| MRW-8   | 7/6/2020   | 627.30       | 629.50    | 610.37    | 595.37    | 15.81                        | 0.32                          | 16.13                      | 13.68                    | 613.62                 | -0.43                            | 18.32                 | Yes  |  |
| MRW-8   | 7/20/2020  | 627.30       | 629.50    | 610.37    | 595.37    | 15.47                        | 0.26                          | 15.73                      | 13.33                    | 613.97                 | 0.35                             | 18.66                 | Yes  |  |
| MRW-8   | 7/28/2020  | 627.30       | 629.50    | 610.37    | 595.37    | 15.32                        | 0.28                          | 15.60                      | 13.18                    | 614.12                 | 0.15                             | 18.81                 | Yes  |  |
| MRW-8   | 8/12/2020  | 627.30       | 629.50    | 610.37    | 595.37    | 15.32                        | 0.27                          | 15.59                      | 13.18                    | 614.12                 | 0.00                             | 18.81                 | Yes  |  |
| MRW-8   | 8/25/2020  | 627.30       | 629.50    | 610.37    | 595.37    | 15.66                        | 0.28                          | 15.94                      | 13.52                    | 613.78                 | -0.34                            | 18.47                 | Yes  |  |
| MRW-8   | 9/8/2020   | 627.30       | 629.50    | 610.37    | 595.37    | 15.83                        | 0.27                          | 16.10                      | 13.69                    | 613.61                 | -0.17                            | 18.30                 | Yes  |  |
| MRW-8   | 9/23/2020  | 627.30       | 629.50    | 610.37    | 595.37    | 16.21                        | 0.29                          | 16.50                      | 14.07                    | 613.23                 | -0.38                            | 17.92                 | Yes  |  |
| MRW-8   | 10/7/2020  | 627.30       | 629.50    | 610.37    | 595.37    | 16.50                        | 0.32                          | 16.82                      | 14.37                    | 612.93                 | -0.30                            | 17.63                 | Yes  |  |
| MRW-8   | 10/20/2020 | 627.30       | 629.50    | 610.37    | 595.37    | 16.47                        | 0.26                          | 16.73                      | 14.33                    | 612.97                 | 0.04                             | 17.66                 | Yes  |  |
| MRW-8   | 4/28/2021  | 627.30       | 629.50    | 610.37    | 595.37    | 12.82                        | 11.54                         | 24.36                      | 13.10                    | 614.20                 | 1.23                             | 21.31                 | Yes  |  |
| MRW-8   | 4/29/2021  | 627.30       | 629.50    | 610.37    | 595.37    | 16.21                        | 0.01                          | 16.22                      | 14.01                    | 613.29                 | -0.91                            | 17.92                 | Yes  |  |
| MRW-8   | 5/6/2021   | 627.30       | 629.50    | 610.37    | 595.37    | 15.62                        | 0.26                          | 15.88                      | 13.48                    | 613.82                 | 0.54                             | 18.51                 | Yes  |  |
| MRW-8   | 5/13/2021  | 627.30       | 629.50    | 610.37    | 595.37    | 15.86                        | 0.26                          | 16.12                      | 13.72                    | 613.58                 | -0.24                            | 18.27                 | Yes  |  |
| MRW-8   | 5/19/2021  | 627.30       | 629.50    | 610.37    | 595.37    | 15.99                        | 0.29                          | 16.28                      | 13.85                    | 613.45                 | -0.14                            | 18.14                 | Yes  |  |
| MRW-8   | 5/24/2021  | 627.30       | 629.50    | 610.37    | 595.37    | 15.55                        | 0.24                          | 15.79                      | 13.40                    | 613.90                 | 0.45                             | 18.58                 | Yes  |  |
| MRW-8   | 5/28/2021  | 627.30       | 629.50    | 610.37    | 595.37    | 15.55                        | 0.25                          | 15.80                      | 13.40                    | 613.90                 | 0.00                             | 18.58                 | Yes  |  |
| MRW-8   | 6/8/2021   | 627.30       | 629.50    | 610.37    | 595.37    | 15.88                        | 0.30                          | 16.18                      | 13.74                    | 613.56                 | -0.34                            | 18.25                 | Yes  |  |
| MRW-8   | 6/22/2021  | 627.30       | 629.50    | 610.37    | 595.37    | 16.32                        | 0.29                          | 16.61                      | 14.18                    | 613.12                 | -0.44                            | 17.81                 | Yes  |  |
| MRW-8   | 7/1/2021   | 627.30       | 629.50    | 610.37    | 595.37    | 16.07                        | 0.23                          | 16.30                      | 13.92                    | 613.38                 | 0.26                             | 18.06                 | Yes  |  |
| MRW-8   | 7/12/2021  | 627.30       | 629.50    | 610.37    | 595.37    | 16.42                        | 0.31                          | 16.73                      | 14.29                    | 613.01                 | -0.37                            | 17.71                 | Yes  |  |
| MRW-8   | 7/27/2021  | 627.30       | 629.50    | 610.37    | 595.37    | 16.79                        | 0.28                          | 17.07                      | 14.65                    | 612.65                 | -0.36                            | 17.34                 | Yes  |  |
| MRW-8   | 8/3/2021   | 627.30       | 629.50    | 610.37    | 595.37    | 16.89                        | 0.26                          | 17.15                      | 14.75                    | 612.55                 | -0.10                            | 17.24                 | Yes  |  |
| MRW-8   | 8/10/2021  | 627.30       | 629.50    | 610.37    | 595.37    | 16.96                        | 0.29                          | 17.25                      | 14.82                    | 612.48                 | -0.08                            | 17.17                 | Yes  |  |
| MRW-8   | 8/24/2021  | 627.30       | 629.50    | 610.37    | 595.37    | 17.32                        | 0.28                          | 17.60                      | 15.18                    | 612.12                 | -0.36                            | 16.81                 | Yes  |  |
| MRW-8   | 8/31/2021  | 627.30       | 629.50    | 610.37    | 595.37    | 17.20                        | 0.25                          | 17.45                      | 15.05                    | 612.25                 | 0.13                             | 16.93                 | Yes  |  |
| MRW-8   | 9/14/2021  | 627.30       | 629.50    | 610.37    | 595.37    | 17.32                        | 0.27                          | 17.59                      | 15.18                    | 612.12                 | -0.12                            | 16.81                 | Yes  |  |
| MRW-8   | 9/28/2021  | 627.30       | 629.50    | 610.37    | 595.37    | 17.11                        | 0.22                          | 17.33                      | 14.96                    | 612.34                 | 0.22                             | 17.02                 | Yes  |  |
| MRW-8   | 10/5/2021  | 627.30       | 629.50    | 610.37    | 595.37    | 17.10                        | 0.28                          | 17.38                      | 14.96                    | 612.34                 | 0.00                             | 17.03                 | Yes  |  |
| MRW-8   | 10/19/2021 | 627.30       | 629.50    | 610.37    | 595.37    | 17.09                        | 0.22                          | 17.31                      | 14.94                    | 612.36                 | 0.02                             | 17.04                 | Yes  |  |
| MRW-8   | 10/28/2021 | 627.30       | 629.50    | 610.37    | 595.37    | 17.19                        | 0.26                          | 17.45                      | 15.05                    | 612.25                 | -0.11                            | 16.94                 | Yes  |  |
| MRW-9   | 10/11/2011 | 626.50       | 629.04    | 609.50    | 594.50    | 13.22                        | 13.68                         | 26.90                      | 13.62                    | 612.88                 | NA                               | 21.32                 | Yes  | Reading before install of well pumps for Barge system expansion. |
| MRW-9   | 10/12/2011 | 626.50       | 629.04    | 609.50    | 594.50    | 13.12                        | 13.78                         | 26.90                      | 13.54                    | 612.96                 | 0.08                             | 21.42                 | Yes  | Connected to System  |
| MRW-9   | 10/21/2011 | 626.50       | 629.04    | 609.50    | 594.50    | 13.44                        | 13.40                         | 26.84                      | 13.78                    | 612.72                 | -0.24                            | 21.10                 | Yes  | Connected to System  |
| MRW-9   | 10/27/2011 | 626.50       | 629.04    | 609.50    | 594.50    | 13.55                        | 13.34                         | 26.89                      | 13.88                    | 612.62                 | -0.10                            | 20.99                 | Yes  | Connected to System  |
| MRW-9   | 2/16/2012  | 626.50       | 629.04    | 609.50    | 594.50    | 15.90                        | 9.95                          | 25.85                      | 15.50                    | 611.00                 | -1.62                            | 18.64                 | Yes  |  |
| MRW-9   | 3/13/2012  | 626.50       | 629.04    | 609.50    | 594.50    | 15.70                        | 10.25                         | 25.95                      | 15.36                    | 611.14                 | 0.14                             | 18.84                 | Yes  |  |
| MRW-9   | 4/16/2012  | 626.50       | 629.04    | 609.50    | 594.50    | 14.34                        | 11.86                         | 26.20                      | 14.35                    | 612.15                 | 1.01                             | 20.20                 | Yes  |  |
| MRW-9   | 6/11/2012  | 626.50       | 629.04    | 609.50    | 594.50    | 11.95                        | 14.21                         | 26.16                      | 12.46                    | 614.04                 | 1.89                             | 22.59                 | Yes  |  |
| MRW-9   | 6/21/2012  | 626.50       | 629.04    | 609.50    | 594.50    | 14.10                        | 1.05                          | 15.15                      | 11.79                    | 614.71                 | 0.68                             | 20.44                 | Yes  |  |
| MRW-9   | 6/22/2012  | 626.50       | 629.04    | 609.50    | 594.50    | 14.10                        | 0.23                          | 14.33                      | 11.61                    | 614.89                 | 0.18                             | 20.44                 | Yes  |  |

**Table 4**  
**Groundwater and LNAPL Gauging Data - Barge Dock**  
 Former Amoco Terminal  
 Superior, Wisconsin

| Well ID   | Date       | Ground Elev. | TOC Elev. | TOS Elev. | BOS Elev. | Depth to Product (feet BTOC) | Free Product Thickness (feet) | Depth to Water (feet BTOC) | Corrected DTW (feet bgs) | Corrected GW Elevation | Change in Corrected GW Elevation | Liquid in Well (feet) | Screen Submerged Below Water Table? (YES/NO) | Comments/Observations |
|---|------------|--------------|-----------|-----------|-----------|------------------------------|-------------------------------|----------------------------|--------------------------|------------------------|----------------------------------|-----------------------|--|-----------------------|
| MRW-9   | 6/28/2012  | 626.50       | 629.04    | 609.50    | 594.50    | 14.24                        | 0.29                          | 14.53                      | 11.76                    | 614.74                 | -0.15                            | 20.30                 | Yes  |                       |
| MRW-9   | 12/17/2012 | 626.50       | 629.04    | 609.50    | 594.50    | 16.05                        | 7.90                          | 23.95                      | 15.21                    | 611.29                 | -3.45                            | 18.49                 | Yes  |                       |
| Well connected to Barge Dock Skimmer system - Phase 2 |            |              |           |           |           |                              |                               |                            |                          |                        |                                  |                       |  |                       |
| MRW-9   | 3/25/2013  | 626.50       | 629.04    | 609.50    | 594.50    | 17.20                        | 8.29                          | 25.49                      | 16.44                    | 610.06                 | -1.23                            | 17.34                 | Yes  |                       |
| MRW-9   | 5/5/2013   | 626.50       | 629.04    | 609.50    | 594.50    | 14.45                        | 10.72                         | 25.17                      | 14.21                    | 612.29                 | 2.23                             | 20.09                 | Yes  |                       |
| Skimmer pump removed from well 777/15                 |            |              |           |           |           |                              |                               |                            |                          |                        |                                  |                       |  |                       |
| MRW-9   | 7/13/2013  | 626.50       | 629.04    | 609.50    | 594.50    | 15.13                        | 0.02                          | 15.15                      | 12.59                    | 613.91                 | 1.62                             | 19.41                 | Yes  |                       |
| MRW-9   | 3/17/2015  | 626.50       | 629.04    | 609.50    | 594.50    | 17.02                        | 0.11                          | 17.13                      | 14.50                    | 612.00                 | -1.91                            | 17.52                 | Yes  |                       |
| MRW-9   | 6/25/2015  | 626.50       | 629.04    | 609.50    | 594.50    | 15.61                        | 0.04                          | 15.65                      | 13.08                    | 613.42                 | 1.43                             | 18.93                 | Yes  |                       |
| MRW-9   | 9/10/2015  | 626.50       | 629.04    | 609.50    | 594.50    | 15.34                        | 0.02                          | 15.36                      | 12.80                    | 613.70                 | 0.27                             | 19.20                 | Yes  |                       |
| MRW-9   | 10/1/2015  | 626.50       | 629.04    | 609.50    | 594.50    | 14.64                        | 0.02                          | 14.66                      | 12.10                    | 614.40                 | 0.70                             | 19.90                 | Yes  |                       |
| MRW-9   | 10/14/2015 | 626.50       | 629.04    | 609.50    | 594.50    | 14.99                        | 0.02                          | 15.01                      | 12.45                    | 614.05                 | -0.35                            | 19.55                 | Yes  |                       |
| MRW-9   | 5/18/2016  | 626.50       | 629.04    | 609.50    | 594.50    | 13.15                        | 0.01                          | 13.16                      | 10.61                    | 615.89                 | 1.98                             | 21.39                 | Yes  |                       |
| MRW-9   | 5/23/2016  | 626.50       | 629.04    | 609.50    | 594.50    | NP                           | 0.00                          | 13.29                      | 10.75                    | 615.75                 | -0.14                            | 21.25                 | Yes  |                       |
| MRW-9   | 5/31/2016  | 626.50       | 629.04    | 609.50    | 594.50    | 13.22                        | 0.01                          | 13.23                      | 10.68                    | 615.82                 | 0.07                             | 21.32                 | Yes  |                       |
| MRW-9   | 6/14/2016  | 626.50       | 629.04    | 609.50    | 594.50    | 13.10                        | 0.01                          | 13.11                      | 10.56                    | 615.94                 | 0.12                             | 21.44                 | Yes  |                       |
| MRW-9   | 6/21/2016  | 626.50       | 629.04    | 609.50    | 594.50    | 12.79                        | 0.02                          | 12.81                      | 10.25                    | 616.25                 | 0.31                             | 21.75                 | Yes  |                       |
| MRW-9   | 7/6/2016   | 626.50       | 629.04    | 609.50    | 594.50    | 13.46                        | 0.01                          | 13.47                      | 10.92                    | 615.58                 | -0.67                            | 21.08                 | Yes  |                       |
| MRW-9   | 7/7/2016   | 626.50       | 629.04    | 609.50    | 594.50    | 13.51                        | 0.01                          | 13.52                      | 10.97                    | 615.53                 | -0.05                            | 21.03                 | Yes  |                       |
| MRW-9   | 7/15/2016  | 626.50       | 629.04    | 609.50    | 594.50    | NP                           | 0.00                          | 13.13                      | 10.59                    | 615.91                 | 0.09                             | 21.41                 | Yes  |                       |
| MRW-9   | 7/25/2016  | 626.50       | 629.04    | 609.50    | 594.50    | NP                           | 0.00                          | 13.41                      | 10.87                    | 615.63                 | -0.28                            | 21.13                 | Yes  |                       |
| MRW-9   | 8/26/2016  | 626.50       | 629.04    | 609.50    | 594.50    | NP                           | 0.00                          | 14.29                      | 11.75                    | 614.75                 | -0.88                            | 20.25                 | Yes  |                       |
| MRW-9   | 9/2/2016   | 626.50       | 629.04    | 609.50    | 594.50    | NP                           | 0.00                          | 14.37                      | 11.83                    | 614.67                 | -0.08                            | 20.17                 | Yes  |                       |
| MRW-9   | 10/3/2016  | 626.50       | 629.04    | 609.50    | 594.50    | NP                           | 0.00                          | 14.44                      | 11.90                    | 614.60                 | -0.07                            | 20.10                 | Yes  |                       |
| MRW-9   | 10/6/2016  | 626.50       | 629.04    | 609.50    | 594.50    | NP                           | 0.00                          | 14.53                      | 11.99                    | 614.51                 | -0.16                            | 20.01                 | Yes  |                       |
| MRW-9   | 10/13/2016 | 626.50       | 629.04    | 609.50    | 594.50    | NP                           | 0.00                          | 14.62                      | 12.08                    | 614.42                 | -0.09                            | 19.92                 | Yes  |                       |
| MRW-9   | 5/2/2017   | 626.50       | 629.04    | 609.50    | 594.50    | NP                           | 0.00                          | 13.69                      | 11.15                    | 615.35                 | 0.93                             | 20.85                 | Yes  |                       |
| MRW-9   | 5/8/2017   | 626.50       | 629.04    | 609.50    | 594.50    | NP                           | 0.00                          | 13.66                      | 11.12                    | 615.38                 | 0.03                             | 20.88                 | Yes  |                       |
| MRW-9   | 5/18/2017  | 626.50       | 629.04    | 609.50    | 594.50    | NP                           | 0.00                          | 13.36                      | 10.82                    | 615.68                 | 0.30                             | 21.18                 | Yes  |                       |
| MRW-9   | 5/25/2017  | 626.50       | 629.04    | 609.50    | 594.50    | NP                           | 0.00                          | 12.50                      | 9.96                     | 616.54                 | 0.86                             | 22.04                 | Yes  |                       |
| MRW-9   | 5/31/2017  | 626.50       | 629.04    | 609.50    | 594.50    | NP                           | 0.00                          | 12.46                      | 9.92                     | 616.58                 | 0.04                             | 22.08                 | Yes  |                       |
| MRW-9   | 9/7/2017   | 626.50       | 629.04    | 609.50    | 594.50    | NP                           | 0.00                          | 12.20                      | 9.66                     | 616.84                 | 0.26                             | 22.34                 | Yes  |                       |
| MRW-9   | 9/14/2017  | 626.50       | 629.04    | 609.50    | 594.50    | NP                           | 0.00                          | 12.01                      | 9.47                     | 617.03                 | 0.19                             | 22.53                 | Yes  |                       |
| MRW-9   | 9/19/2017  | 626.50       | 629.04    | 609.50    | 594.50    | NP                           | 0.00                          | 13.02                      | 10.48                    | 616.02                 | -1.01                            | 21.52                 | Yes  |                       |
| MRW-9   | 9/27/2017  | 626.50       | 629.04    | 609.50    | 594.50    | NP                           | 0.00                          | 12.81                      | 10.27                    | 616.23                 | 0.21                             | 21.73                 | Yes  |                       |
| MRW-9   | 5/14/2018  | 626.50       | 629.04    | 609.50    | 594.50    | NP                           | 0.00                          | 15.18                      | 12.64                    | 613.86                 | -2.37                            | 19.36                 | Yes  |                       |
| MRW-9   | 5/23/2018  | 626.50       | 629.04    | 609.50    | 594.50    | NP                           | 0.00                          | 15.28                      | 12.74                    | 613.76                 | -0.10                            | 19.26                 | Yes  |                       |
| MRW-9   | 5/30/2018  | 626.50       | 629.04    | 609.50    | 594.50    | NP                           | 0.00                          | 14.85                      | 12.31                    | 614.19                 | 0.43                             | 19.69                 | Yes  |                       |
| MRW-9   | 6/8/2018   | 626.50       | 629.04    | 609.50    | 594.50    | NP                           | 0.00                          | 14.47                      | 11.93                    | 614.57                 | 0.38                             | 20.07                 | Yes  |                       |
| MRW-9   | 8/8/2018   | 626.50       | 629.04    | 609.50    | 594.50    | NP                           | 0.00                          | 15.05                      | 12.51                    | 613.99                 | -0.58                            | 19.49                 | Yes  |                       |
| MRW-9   | 5/28/2019  | 626.50       | 629.04    | 609.50    | 594.50    | NP                           | 0.00                          | 12.89                      | 10.35                    | 616.15                 | 2.16                             | 21.65                 | Yes  |                       |
| MRW-9   | 6/13/2019  | 626.50       | 629.04    | 609.50    | 594.50    | NP                           | 0.00                          | 13.09                      | 10.55                    | 615.95                 | -0.20                            | 21.45                 | Yes  |                       |
| MRW-9   | 7/3/2019   | 626.50       | 629.04    | 609.50    | 594.50    | NP                           | 0.00                          | 13.37                      | 10.83                    | 615.67                 | -0.28                            | 21.17                 | Yes  |                       |



**Table 4**  
**Groundwater and LNAPL Gauging Data - Barge Dock**  
Former Amoco Terminal  
Superior, Wisconsin

| Well ID | Date       | Ground Elev. | TOC Elev. | TOS Elev. | BOS Elev. | Depth to Product (feet BTOC) | Free Product Thickness (feet) | Depth to Water (feet BTOC) | Corrected DTW (feet bgs) | Corrected GW Elevation | Change in Corrected GW Elevation | Liquid in Well (feet) | Screen Submerged Below Water Table? (YES/NO) | Comments/Observations  |
|---------|------------|--------------|-----------|-----------|-----------|------------------------------|-------------------------------|----------------------------|--------------------------|------------------------|----------------------------------|-----------------------|--|--|
| MRW-9   | 9/12/2019  | 626.50       | 629.04    | 609.50    | 594.50    | NP                           | 0.00                          | 14.93                      | 12.39                    | 614.11                 | -1.56                            | 19.61                 | Yes  |  |
| MRW-9   | 9/25/2019  | 626.50       | 629.04    | 609.50    | 594.50    | NP                           | 0.00                          | 14.34                      | 11.80                    | 614.70                 | 0.59                             | 20.20                 | Yes  |  |
| MRW-9   | 10/4/2019  | 626.50       | 629.04    | 609.50    | 594.50    | NP                           | 0.00                          | 14.01                      | 11.47                    | 615.03                 | 0.33                             | 20.53                 | Yes  |  |
| MRW-9   | 10/8/2019  | 626.50       | 629.04    | 609.50    | 594.50    | NP                           | 0.00                          | 13.56                      | 11.02                    | 615.48                 | 0.45                             | 20.98                 | Yes  |  |
| MRW-9   | 10/29/2019 | 626.50       | 629.04    | 609.50    | 594.50    | NP                           | 0.00                          | 13.14                      | 10.60                    | 615.90                 | 0.42                             | 21.40                 | Yes  |  |
| MRW-9   | 3/31/2020  | 626.50       | 629.04    | 609.50    | 594.50    | NP                           | 0.00                          | 12.48                      | 9.94                     | 616.56                 | 0.66                             | 22.06                 | Yes  |  |
| MRW-9   | 4/21/2020  | 626.50       | 629.04    | 609.50    | 594.50    | NP                           | 0.00                          | 12.57                      | 10.03                    | 616.47                 | -0.09                            | 21.97                 | Yes  |  |
| MRW-9   | 4/22/2020  | 626.50       | 629.04    | 609.50    | 594.50    | NP                           | 0.00                          | 12.60                      | 10.06                    | 616.44                 | -0.03                            | 21.94                 | Yes  |  |
| MRW-9   | 4/30/2020  | 626.50       | 629.04    | 609.50    | 594.50    | NP                           | 0.00                          | 12.66                      | 10.12                    | 616.38                 | -0.06                            | 21.88                 | Yes  |  |
| MRW-9   | 5/11/2020  | 626.50       | 629.04    | 609.50    | 594.50    | NP                           | 0.00                          | 12.78                      | 10.24                    | 616.26                 | -0.12                            | 21.76                 | Yes  |  |
| MRW-9   | 5/20/2020  | 626.50       | 629.04    | 609.50    | 594.50    | NP                           | 0.00                          | 13.16                      | 10.62                    | 615.88                 | -0.38                            | 21.38                 | Yes  |  |
| MRW-9   | 5/26/2020  | 626.50       | 629.04    | 609.50    | 594.50    | NP                           | 0.00                          | 13.35                      | 10.81                    | 615.69                 | -0.19                            | 21.19                 | Yes  |  |
| MRW-9   | 6/11/2020  | 626.50       | 629.04    | 609.50    | 594.50    | NP                           | 0.00                          | 13.61                      | 11.07                    | 615.43                 | -0.26                            | 20.93                 | Yes  |  |
| MRW-9   | 6/22/2020  | 626.50       | 629.04    | 609.50    | 594.50    | NP                           | 0.00                          | 14.06                      | 11.52                    | 614.98                 | -0.45                            | 20.48                 | Yes  |  |
| MRW-9   | 7/6/2020   | 626.50       | 629.04    | 609.50    | 594.50    | NP                           | 0.00                          | 14.50                      | 11.96                    | 614.54                 | -0.44                            | 20.04                 | Yes  |  |
| MRW-9   | 7/20/2020  | 626.50       | 629.04    | 609.50    | 594.50    | NP                           | 0.00                          | 14.21                      | 11.67                    | 614.83                 | 0.29                             | 20.33                 | Yes  |  |
| MRW-9   | 8/12/2020  | 626.50       | 629.04    | 609.50    | 594.50    | NP                           | 0.00                          | 14.05                      | 11.51                    | 614.99                 | 0.16                             | 20.49                 | Yes  |  |
| MRW-9   | 8/25/2020  | 626.50       | 629.04    | 609.50    | 594.50    | NP                           | 0.00                          | 14.34                      | 11.80                    | 614.70                 | -0.29                            | 20.20                 | Yes  |  |
| MRW-9   | 9/8/2020   | 626.50       | 629.04    | 609.50    | 594.50    | NP                           | 0.00                          | 14.52                      | 11.98                    | 614.52                 | -0.18                            | 20.02                 | Yes  |  |
| MRW-9   | 9/23/2020  | 626.50       | 629.04    | 609.50    | 594.50    | NP                           | 0.00                          | 14.88                      | 12.34                    | 614.16                 | -0.36                            | 19.66                 | Yes  |  |
| MRW-9   | 4/28/2021  | 626.50       | 629.04    | 609.50    | 594.50    | NP                           | 0.00                          | 14.33                      | 11.79                    | 614.71                 | 0.55                             | 20.21                 | Yes  |  |
| MRW-9   | 5/6/2021   | 626.50       | 629.04    | 609.50    | 594.50    | NP                           | 0.00                          | 14.45                      | 11.91                    | 614.59                 | -0.12                            | 20.09                 | Yes  |  |
| MRW-9   | 5/13/2021  | 626.50       | 629.04    | 609.50    | 594.50    | NP                           | 0.00                          | 14.65                      | 12.11                    | 614.39                 | -0.20                            | 19.89                 | Yes  |  |
| MRW-9   | 5/19/2021  | 626.50       | 629.04    | 609.50    | 594.50    | NP                           | 0.00                          | 14.81                      | 12.27                    | 614.23                 | -0.16                            | 19.73                 | Yes  |  |
| MRW-9   | 5/24/2021  | 626.50       | 629.04    | 609.50    | 594.50    | NP                           | 0.00                          | 14.40                      | 11.86                    | 614.64                 | 0.41                             | 20.14                 | Yes  |  |
| MRW-9   | 5/28/2021  | 626.50       | 629.04    | 609.50    | 594.50    | NP                           | 0.00                          | 14.39                      | 11.85                    | 614.65                 | 0.01                             | 20.15                 | Yes  |  |
| MRW-9   | 6/8/2021   | 626.50       | 629.04    | 609.50    | 594.50    | NP                           | 0.00                          | 14.63                      | 12.09                    | 614.41                 | -0.24                            | 19.91                 | Yes  |  |
| MRW-9   | 6/22/2021  | 626.50       | 629.04    | 609.50    | 594.50    | NP                           | 0.00                          | 15.06                      | 12.52                    | 613.98                 | -0.43                            | 19.48                 | Yes  |  |
| MRW-9   | 7/1/2021   | 626.50       | 629.04    | 609.50    | 594.50    | NP                           | 0.00                          | 14.84                      | 12.30                    | 614.20                 | 0.22                             | 19.70                 | Yes  |  |
| MRW-9   | 7/12/2021  | 626.50       | 629.04    | 609.50    | 594.50    | NP                           | 0.00                          | 15.18                      | 12.64                    | 613.86                 | -0.34                            | 19.36                 | Yes  |  |
| MRW-9   | 7/27/2021  | 626.50       | 629.04    | 609.50    | 594.50    | NP                           | 0.00                          | 15.50                      | 12.96                    | 613.54                 | -0.32                            | 19.04                 | Yes  |  |
| MRW-9   | 8/3/2021   | 626.50       | 629.04    | 609.50    | 594.50    | NP                           | 0.00                          | 15.59                      | 13.05                    | 613.45                 | -0.09                            | 18.95                 | Yes  |  |
| MRW-9   | 8/10/2021  | 626.50       | 629.04    | 609.50    | 594.50    | NP                           | 0.00                          | 15.68                      | 13.14                    | 613.36                 | -0.09                            | 18.86                 | Yes  |  |
| MRW-9   | 8/24/2021  | 626.50       | 629.04    | 609.50    | 594.50    | NP                           | 0.00                          | 16.01                      | 13.47                    | 613.03                 | -0.33                            | 18.53                 | Yes  |  |
| MRW-9   | 8/31/2021  | 626.50       | 629.04    | 609.50    | 594.50    | NP                           | 0.00                          | 15.92                      | 13.38                    | 613.12                 | 0.09                             | 18.62                 | Yes  |  |
| MRW-9   | 9/14/2021  | 626.50       | 629.04    | 609.50    | 594.50    | NP                           | 0.00                          | 16.05                      | 13.51                    | 612.99                 | -0.13                            | 18.49                 | Yes  |  |
| MRW-9   | 9/28/2021  | 626.50       | 629.04    | 609.50    | 594.50    | NP                           | 0.00                          | 15.85                      | 13.31                    | 613.19                 | 0.20                             | 18.69                 | Yes  |  |
| MRW-9   | 10/19/2021 | 626.50       | 629.04    | 609.50    | 594.50    | NP                           | 0.00                          | 15.81                      | 13.27                    | 613.23                 | 0.04                             | 18.73                 | Yes  |  |
| MRW-9   | 10/28/2021 | 626.50       | 629.04    | 609.50    | 594.50    | NP                           | 0.00                          | 15.93                      | 13.39                    | 613.11                 | -0.12                            | 18.61                 | Yes  |  |
| MRW-10  | 10/11/2011 | 626.90       | 629.30    | 609.85    | 594.85    | 13.41                        | 13.39                         | 26.80                      | 13.89                    | 613.01                 | NA                               | 21.04                 | Yes  | Before EFR   |
| MRW-10  | 10/12/2011 | 626.90       | 629.30    | 609.85    | 594.85    | 13.37                        | 13.54                         | 26.91                      | 13.88                    | 613.02                 | 0.01                             | 21.08                 | Yes  | After EFR  |
| MRW-10  | 10/21/2011 | 626.90       | 629.30    | 609.85    | 594.85    | 13.56                        | 13.42                         | 26.98                      | 14.04                    | 612.86                 | -0.16                            | 20.89                 | Yes  |  |
| MRW-10  | 10/27/2011 | 626.90       | 629.30    | 609.85    | 594.85    | 13.75                        | 13.15                         | 26.90                      | 14.18                    | 612.72                 | -0.13                            | 20.70                 | Yes  |  |
| MRW-10  | 11/7/2011  | 626.90       | 629.30    | 609.85    | 594.85    | 16.18                        | 3.72                          | 19.90                      | 14.58                    | 612.32                 | -0.40                            | 18.27                 | Yes  |  |
| MRW-10  | 11/9/2011  | 626.90       | 629.30    | 609.85    | 594.85    | 14.32                        | 11.62                         | 25.94                      | 14.42                    | 612.48                 | 0.16                             | 20.13                 | Yes  |  |
| MRW-10  | 11/10/2011 | 626.90       | 629.30    | 609.85    | 594.85    | 14.55                        | 11.55                         | 26.10                      | 14.63                    | 612.27                 | -0.21                            | 19.90                 | Yes  |  |
| MRW-10  | 11/10/2011 | 626.90       | 629.30    | 609.85    | 594.85    | 20.35                        | 0.17                          | 20.52                      | 17.99                    | 608.91                 | -3.35                            | 14.10                 | No   |  |
| MRW-10  | 11/13/2011 | 626.90       | 629.30    | 609.85    | 594.85    | 14.21                        | 11.93                         | 26.14                      | 14.37                    | 612.53                 | 3.61                             | 20.24                 | Yes  | Reading before install of well pumps for Barge system expansion. |
| MRW-10  | 11/17/2011 | 626.90       | 629.30    | 609.85    | 594.85    | 14.44                        | 11.91                         | 26.35                      | 14.60                    | 612.30                 | -0.23                            | 20.01                 | Yes  | Connected to System  |
| MRW-10  | 11/22/2011 | 626.90       | 629.30    | 609.85    | 594.85    | 14.48                        | 11.94                         | 26.42                      | 14.65                    | 612.25                 | -0.05                            | 19.97                 | Yes  | Connected to System - LNAPL**measure                             |
| MRW-10  | 12/1/2011  | 626.90       | 629.30    | 609.85    | 594.85    | 14.64                        | 11.80                         | 26.44                      | 14.78                    | 612.12                 | -0.13                            | 19.81                 | Yes  | Connected to System - LNAPL**measure                             |

**Table 4**  
**Groundwater and LNAPL Gauging Data - Barge Dock**  
 Former Amoco Terminal  
 Superior, Wisconsin

| Well ID   | Date       | Ground Elev. | TOC Elev. | TOS Elev. | BOS Elev. | Depth to Product (feet BTOC) | Free Product Thickness (feet) | Depth to Water (feet BTOC) | Corrected DTW (feet bgs) | Corrected GW Elevation | Change in Corrected GW Elevation | Liquid in Well (feet) | Screen Submerged Below Water Table? (YES/NO) | Comments/Observations |
|---|------------|--------------|-----------|-----------|-----------|------------------------------|-------------------------------|----------------------------|--------------------------|------------------------|----------------------------------|-----------------------|--|-----------------------|
| MRW-10  | 2/16/2012  | 626.90       | 629.30    | 609.85    | 594.85    | 16.06                        | 9.99                          | 26.05                      | 15.81                    | 611.09                 | -1.03                            | 18.39                 | Yes  |                       |
| MRW-10  | 3/13/2012  | 626.90       | 629.30    | 609.85    | 594.85    | 15.95                        | 10.16                         | 26.11                      | 15.73                    | 611.17                 | 0.07                             | 18.50                 | Yes  |                       |
| MRW-10  | 4/16/2012  | 626.90       | 629.30    | 609.85    | 594.85    | 14.60                        | 11.76                         | 26.36                      | 14.73                    | 612.17                 | 1.01                             | 19.85                 | Yes  |                       |
| MRW-10  | 6/11/2012  | 626.90       | 629.30    | 609.85    | 594.85    | 12.18                        | 14.43                         | 26.61                      | 12.88                    | 614.02                 | 1.85                             | 22.27                 | Yes  |                       |
| MRW-10  | 6/21/2012  | 626.90       | 629.30    | 609.85    | 594.85    | 15.20                        | 0.06                          | 15.26                      | 12.81                    | 614.09                 | 0.07                             | 19.25                 | Yes  |                       |
| MRW-10  | 6/22/2012  | 626.90       | 629.30    | 609.85    | 594.85    | 11.24                        | 4.49                          | 15.73                      | 9.80                     | 617.10                 | 3.01                             | 23.21                 | Yes  |                       |
| MRW-10  | 6/28/2012  | 626.90       | 629.30    | 609.85    | 594.85    | 14.55                        | 0.25                          | 14.80                      | 12.20                    | 614.70                 | -2.40                            | 19.90                 | Yes  |                       |
| MRW-10  | 12/17/2012 | 626.90       | 629.30    | 609.85    | 594.85    | 16.33                        | 8.68                          | 25.01                      | 15.79                    | 611.11                 | -3.59                            | 18.12                 | Yes  |                       |
| Well connected to Barge Dock Skimmer system - Phase 2 |            |              |           |           |           |                              |                               |                            |                          |                        |                                  |                       |  |                       |
| MRW-10  | 3/25/2013  | 626.90       | 629.30    | 609.85    | 594.85    | 17.44                        | 7.61                          | 25.05                      | 16.68                    | 610.22                 | -0.88                            | 17.01                 | Yes  |                       |
| MRW-10  | 5/5/2013   | 626.90       | 629.30    | 609.85    | 594.85    | 14.72                        | 11.09                         | 25.81                      | 14.70                    | 612.20                 | 1.97                             | 19.73                 | Yes  |                       |
| MRW-10  | 3/17/2015  | 626.90       | 629.30    | 609.85    | 594.85    | 17.30                        | 0.15                          | 17.45                      | 14.93                    | 611.97                 | 1.74                             | 17.15                 | Yes  | Connected to System   |
| MRW-10  | 6/25/2015  | 626.90       | 629.30    | 609.85    | 594.85    | 15.85                        | 0.17                          | 16.02                      | 13.49                    | 613.41                 | 1.45                             | 20.73                 | Yes  |                       |
| MRW-10  | 7/13/2015  | 626.90       | 629.30    | 609.85    | 594.85    | 15.74                        | 0.15                          | 15.89                      | 13.37                    | 613.53                 | 1.33                             | 18.71                 | Yes  |                       |
| Skimmer pump removed from well 8/19/15                |            |              |           |           |           |                              |                               |                            |                          |                        |                                  |                       |  |                       |
| MRW-10  | 9/10/2015  | 626.90       | 629.30    | 609.85    | 594.85    | 15.60                        | 0.03                          | 15.63                      | 13.21                    | 613.69                 | 0.17                             | 21.73                 | Yes  |                       |
| MRW-10  | 10/1/2015  | 626.90       | 629.30    | 609.85    | 594.85    | 14.90                        | 0.02                          | 14.92                      | 12.50                    | 614.40                 | 0.98                             | 19.55                 | Yes  |                       |
| MRW-10  | 10/14/2015 | 626.90       | 629.30    | 609.85    | 594.85    | 15.25                        | 0.02                          | 15.27                      | 12.85                    | 614.05                 | -0.35                            | 22.73                 | Yes  |                       |
| MRW-10  | 4/21/2016  | 626.90       | 629.30    | 609.85    | 594.85    | 13.48                        | 0.14                          | 13.62                      | 11.11                    | 615.79                 | 2.27                             | 20.97                 | Yes  |                       |
| MRW-10  | 5/18/2016  | 626.90       | 629.30    | 609.85    | 594.85    | 13.37                        | 0.15                          | 13.52                      | 11.00                    | 615.90                 | 0.10                             | 21.08                 | Yes  |                       |
| MRW-10  | 5/23/2016  | 626.90       | 629.30    | 609.85    | 594.85    | 13.52                        | 0.12                          | 13.64                      | 11.15                    | 615.75                 | -0.14                            | 20.93                 | Yes  |                       |
| MRW-10  | 5/31/2016  | 626.90       | 629.30    | 609.85    | 594.85    | 13.43                        | 0.14                          | 13.57                      | 11.06                    | 615.84                 | 0.09                             | 21.02                 | Yes  |                       |
| MRW-10  | 6/14/2016  | 626.90       | 629.30    | 609.85    | 594.85    | 13.33                        | 0.13                          | 13.46                      | 10.96                    | 615.94                 | 0.10                             | 21.12                 | Yes  |                       |
| MRW-10  | 6/21/2016  | 626.90       | 629.30    | 609.85    | 594.85    | 13.02                        | 0.14                          | 13.16                      | 10.65                    | 616.25                 | 0.31                             | 21.43                 | Yes  |                       |
| MRW-10  | 7/6/2016   | 626.90       | 629.30    | 609.85    | 594.85    | 13.69                        | 0.10                          | 13.79                      | 11.31                    | 615.59                 | -0.66                            | 20.76                 | Yes  |                       |
| MRW-10  | 7/7/2016   | 626.90       | 629.30    | 609.85    | 594.85    | 13.75                        | 0.01                          | 13.76                      | 11.35                    | 615.55                 | -0.04                            | 20.70                 | Yes  |                       |
| MRW-10  | 7/15/2016  | 626.90       | 629.30    | 609.85    | 594.85    | 13.36                        | 0.32                          | 13.68                      | 11.03                    | 615.87                 | 0.12                             | 21.09                 | Yes  |                       |
| MRW-10  | 7/25/2016  | 626.90       | 629.30    | 609.85    | 594.85    | 13.64                        | 0.12                          | 13.76                      | 11.27                    | 615.63                 | -0.24                            | 20.81                 | Yes  |                       |
| MRW-10  | 8/26/2016  | 626.90       | 629.30    | 609.85    | 594.85    | 14.56                        | 0.10                          | 14.66                      | 12.18                    | 614.72                 | -0.92                            | 19.89                 | Yes  |                       |
| MRW-10  | 9/2/2016   | 626.90       | 629.30    | 609.85    | 594.85    | 14.61                        | 0.11                          | 14.72                      | 12.23                    | 614.67                 | -0.05                            | 19.84                 | Yes  |                       |
| MRW-10  | 10/3/2016  | 626.90       | 629.30    | 609.85    | 594.85    | 14.69                        | 0.11                          | 14.80                      | 12.31                    | 614.59                 | -0.08                            | 19.76                 | Yes  |                       |
| MRW-10  | 10/6/2016  | 626.90       | 629.30    | 609.85    | 594.85    | 14.77                        | 0.12                          | 14.89                      | 12.40                    | 614.50                 | -0.16                            | 19.68                 | Yes  |                       |
| MRW-10  | 10/13/2016 | 626.90       | 629.30    | 609.85    | 594.85    | 14.87                        | 0.10                          | 14.97                      | 12.49                    | 614.41                 | -0.10                            | 19.58                 | Yes  |                       |
| MRW-10  | 5/2/2017   | 626.90       | 629.30    | 609.85    | 594.85    | 13.85                        | 0.21                          | 14.06                      | 11.50                    | 615.40                 | 1.00                             | 20.60                 | Yes  |                       |
| MRW-10  | 5/8/2017   | 626.90       | 629.30    | 609.85    | 594.85    | 12.34                        | 1.51                          | 13.85                      | 10.26                    | 616.64                 | 1.23                             | 22.11                 | Yes  |                       |
| MRW-10  | 5/18/2017  | 626.90       | 629.30    | 609.85    | 594.85    | 13.54                        | 0.23                          | 13.77                      | 11.19                    | 615.71                 | -0.92                            | 20.91                 | Yes  |                       |
| MRW-10  | 5/25/2017  | 626.90       | 629.30    | 609.85    | 594.85    | 12.69                        | 0.25                          | 12.94                      | 10.34                    | 616.56                 | 0.85                             | 21.76                 | Yes  |                       |
| MRW-10  | 5/31/2017  | 626.90       | 629.30    | 609.85    | 594.85    | 12.63                        | 0.25                          | 12.88                      | 10.28                    | 616.62                 | 0.06                             | 21.82                 | Yes  |                       |
| MRW-10  | 9/7/2017   | 626.90       | 629.30    | 609.85    | 594.85    | 12.39                        | 0.27                          | 12.66                      | 10.05                    | 616.85                 | 0.24                             | 22.06                 | Yes  |                       |
| MRW-10  | 9/14/2017  | 626.90       | 629.30    | 609.85    | 594.85    | 12.80                        | 0.22                          | 13.02                      | 10.45                    | 616.45                 | -0.40                            | 21.65                 | Yes  |                       |
| MRW-10  | 9/19/2017  | 626.90       | 629.30    | 609.85    | 594.85    | 13.20                        | 0.30                          | 13.50                      | 10.86                    | 616.04                 | -0.42                            | 21.25                 | Yes  |                       |
| MRW-10  | 9/27/2017  | 626.90       | 629.30    | 609.85    | 594.85    | 12.98                        | 0.23                          | 13.21                      | 10.63                    | 616.27                 | 0.24                             | 21.47                 | Yes  |                       |
| MRW-10  | 5/14/2018  | 626.90       | 629.30    | 609.85    | 594.85    | 15.28                        | 0.32                          | 15.60                      | 12.95                    | 613.95                 | -2.32                            | 19.17                 | Yes  |                       |
| MRW-10  | 5/15/2018  | 626.90       | 629.30    | 609.85    | 594.85    | 15.66                        | 0.29                          | 15.95                      | 13.32                    | 613.58                 | -0.37                            | 18.79                 | Yes  |                       |
| MRW-10  | 5/23/2018  | 626.90       | 629.30    | 609.85    | 594.85    | 15.44                        | 0.31                          | 15.75                      | 13.11                    | 613.79                 | 0.22                             | 19.01                 | Yes  |                       |
| MRW-10  | 5/30/2018  | 626.90       | 629.30    | 609.85    | 594.85    | 15.01                        | 0.32                          | 15.33                      | 12.68                    | 614.22                 | 0.43                             | 19.44                 | Yes  |                       |
| MRW-10  | 6/8/2018   | 626.90       | 629.30    | 609.85    | 594.85    | 14.63                        | 0.32                          | 14.95                      | 12.30                    | 614.60                 | 0.38                             | 19.82                 | Yes  |                       |
| MRW-10  | 7/3/2018   | 626.90       | 629.30    | 609.85    | 594.85    | 14.16                        | 0.07                          | 14.23                      | 11.78                    | 615.12                 | 0.52                             | 20.29                 | Yes  |                       |
| MRW-10  | 8/8/2018   | 626.90       | 629.30    | 609.85    | 594.85    | 15.30                        | 0.08                          | 15.38                      | 12.92                    | 613.98                 | -1.14                            | 19.15                 | Yes  |                       |
| MRW-10  | 8/16/2018  | 626.90       | 629.30    | 609.85    | 594.85    | 15.55                        | 0.08                          | 15.63                      | 13.17                    | 613.73                 | -0.25                            | 18.90                 | Yes  |                       |
| MRW-10  | 9/4/2018   | 626.90       | 629.30    | 609.85    | 594.85    | 15.51                        | 0.07                          | 15.58                      | 13.13                    | 613.77                 | 0.04                             | 18.94                 | Yes  |                       |
| MRW-10  | 10/2/2018  | 626.90       | 629.30    | 609.85    | 594.85    | 15.25                        | 0.07                          | 15.32                      | 12.87                    | 614.03                 | 0.26                             | 19.20                 | Yes  |                       |

**Table 4**  
**Groundwater and LNAPL Gauging Data - Barge Dock**  
**Former Amoco Terminal**  
**Superior, Wisconsin**

| Well ID | Date       | Ground Elev. | TOC Elev. | TOS Elev. | BOS Elev. | Depth to Product (feet BTOC) | Free Product Thickness (feet) | Depth to Water (feet BTOC) | Corrected DTW (feet bgs) | Corrected GW Elevation | Change in Corrected GW Elevation | Liquid in Well (feet) | Screen Submerged Below Water Table? (YES/NO) | Comments/Observations |
|---------|------------|--------------|-----------|-----------|-----------|------------------------------|-------------------------------|----------------------------|--------------------------|------------------------|----------------------------------|-----------------------|--|-----------------------|
| MRW-10  | 10/29/2018 | 626.90       | 629.30    | 609.85    | 594.85    | 14.29                        | <b>0.09</b>                   | 14.38                      | 11.91                    | 614.99                 | 0.96                             | 20.16                 | Yes  |                       |
| MRW-10  | 5/2/2019   | 626.90       | 629.30    | 609.85    | 594.85    | 14.50                        | <b>0.17</b>                   | 14.67                      | 12.14                    | 614.76                 | -0.23                            | 19.95                 | Yes  |                       |
| MRW-10  | 5/14/2019  | 626.90       | 629.30    | 609.85    | 594.85    | 13.97                        | <b>0.09</b>                   | 14.06                      | 11.59                    | 615.31                 | 0.55                             | 20.48                 | Yes  |                       |
| MRW-10  | 5/28/2019  | 626.90       | 629.30    | 609.85    | 594.85    | 13.08                        | <b>0.13</b>                   | 13.21                      | 10.71                    | 616.19                 | 0.88                             | 21.37                 | Yes  |                       |
| MRW-10  | 6/13/2019  | 626.90       | 629.30    | 609.85    | 594.85    | 13.29                        | <b>0.14</b>                   | 13.43                      | 10.92                    | 615.98                 | -0.21                            | 21.16                 | Yes  |                       |
| MRW-10  | 6/24/2019  | 626.90       | 629.30    | 609.85    | 594.85    | 13.78                        | <b>0.13</b>                   | 13.91                      | 11.41                    | 615.49                 | -0.49                            | 20.67                 | Yes  |                       |
| MRW-10  | 7/3/2019   | 626.90       | 629.30    | 609.85    | 594.85    | 13.59                        | <b>0.10</b>                   | 13.69                      | 11.21                    | 615.69                 | 0.20                             | 20.86                 | Yes  |                       |
| MRW-10  | 7/25/2019  | 626.90       | 629.30    | 609.85    | 594.85    | 14.68                        | <b>0.12</b>                   | 14.80                      | 12.31                    | 614.59                 | -1.09                            | 19.77                 | Yes  |                       |
| MRW-10  | 8/28/2019  | 626.90       | 629.30    | 609.85    | 594.85    | 15.31                        | <b>0.13</b>                   | 15.44                      | 12.94                    | 613.96                 | -0.63                            | 19.14                 | Yes  |                       |
| MRW-10  | 9/12/2019  | 626.90       | 629.30    | 609.85    | 594.85    | 15.15                        | <b>0.12</b>                   | 15.27                      | 12.78                    | 614.12                 | 0.16                             | 19.30                 | Yes  |                       |
| MRW-10  | 9/25/2019  | 626.90       | 629.30    | 609.85    | 594.85    | 14.74                        | <b>0.13</b>                   | 14.87                      | 12.37                    | 614.53                 | 0.41                             | 19.71                 | Yes  |                       |
| MRW-10  | 10/4/2019  | 626.90       | 629.30    | 609.85    | 594.85    | 14.22                        | <b>0.13</b>                   | 14.35                      | 11.85                    | 615.05                 | 0.52                             | 20.23                 | Yes  |                       |
| MRW-10  | 10/8/2019  | 626.90       | 629.30    | 609.85    | 594.85    | 13.79                        | <b>0.11</b>                   | 13.90                      | 11.41                    | 615.49                 | 0.43                             | 20.66                 | Yes  |                       |
| MRW-10  | 10/29/2019 | 626.90       | 629.30    | 609.85    | 594.85    | 13.31                        | <b>0.31</b>                   | 13.62                      | 10.98                    | 615.92                 | 0.44                             | 21.14                 | Yes  |                       |
| MRW-10  | 3/31/2020  | 626.90       | 629.30    | 609.85    | 594.85    | 12.63                        | <b>0.32</b>                   | 12.95                      | 10.30                    | 616.60                 | 0.68                             | 21.82                 | Yes  |                       |
| MRW-10  | 4/21/2020  | 626.90       | 629.30    | 609.85    | 594.85    | 12.73                        | <b>0.34</b>                   | 13.07                      | 10.40                    | 616.50                 | -0.10                            | 21.72                 | Yes  |                       |
| MRW-10  | 4/22/2020  | 626.90       | 629.30    | 609.85    | 594.85    | 12.76                        | <b>0.32</b>                   | 13.08                      | 10.43                    | 616.47                 | -0.03                            | 21.69                 | Yes  |                       |
| MRW-10  | 4/30/2020  | 626.90       | 629.30    | 609.85    | 594.85    | 12.82                        | <b>0.32</b>                   | 13.14                      | 10.49                    | 616.41                 | -0.06                            | 21.63                 | Yes  |                       |
| MRW-10  | 5/11/2020  | 626.90       | 629.30    | 609.85    | 594.85    | 12.99                        | <b>0.15</b>                   | 13.14                      | 10.62                    | 616.28                 | -0.13                            | 21.46                 | Yes  |                       |
| MRW-10  | 5/20/2020  | 626.90       | 629.30    | 609.85    | 594.85    | 13.38                        | <b>0.08</b>                   | 13.46                      | 11.00                    | 615.90                 | -0.37                            | 21.07                 | Yes  |                       |
| MRW-10  | 5/26/2020  | 626.90       | 629.30    | 609.85    | 594.85    | 13.57                        | <b>0.11</b>                   | 13.68                      | 11.19                    | 615.71                 | -0.20                            | 20.88                 | Yes  |                       |
| MRW-10  | 6/11/2020  | 626.90       | 629.30    | 609.85    | 594.85    | 13.83                        | <b>0.11</b>                   | 13.94                      | 11.45                    | 615.45                 | -0.26                            | 20.62                 | Yes  |                       |
| MRW-10  | 6/22/2020  | 626.90       | 629.30    | 609.85    | 594.85    | 14.28                        | <b>0.11</b>                   | 14.39                      | 11.90                    | 615.00                 | -0.45                            | 20.17                 | Yes  |                       |
| MRW-10  | 7/6/2020   | 626.90       | 629.30    | 609.85    | 594.85    | 14.71                        | <b>0.12</b>                   | 14.83                      | 12.34                    | 614.56                 | -0.43                            | 19.74                 | Yes  |                       |
| MRW-10  | 7/20/2020  | 626.90       | 629.30    | 609.85    | 594.85    | 14.43                        | <b>0.10</b>                   | 14.53                      | 12.05                    | 614.85                 | 0.28                             | 20.02                 | Yes  |                       |
| MRW-10  | 8/12/2020  | 626.90       | 629.30    | 609.85    | 594.85    | 14.28                        | <b>0.08</b>                   | 14.36                      | 11.90                    | 615.00                 | 0.15                             | 20.17                 | Yes  |                       |
| MRW-10  | 8/25/2020  | 626.90       | 629.30    | 609.85    | 594.85    | 14.57                        | <b>0.07</b>                   | 14.64                      | 12.19                    | 614.71                 | -0.29                            | 19.88                 | Yes  |                       |
| MRW-10  | 9/8/2020   | 626.90       | 629.30    | 609.85    | 594.85    | 14.74                        | <b>0.08</b>                   | 14.82                      | 12.36                    | 614.54                 | -0.17                            | 19.71                 | Yes  |                       |
| MRW-10  | 9/23/2020  | 626.90       | 629.30    | 609.85    | 594.85    | 15.11                        | <b>0.09</b>                   | 15.20                      | 12.73                    | 614.17                 | -0.37                            | 19.34                 | Yes  |                       |
| MRW-10  | 4/28/2021  | 626.90       | 629.30    | 609.85    | 594.85    | 14.45                        | <b>0.51</b>                   | 14.96                      | 12.16                    | 614.74                 | 0.57                             | 20.00                 | Yes  |                       |
| MRW-10  | 5/6/2021   | 626.90       | 629.30    | 609.85    | 594.85    | 14.59                        | <b>0.51</b>                   | 15.10                      | 12.30                    | 614.60                 | -0.14                            | 19.86                 | Yes  |                       |
| MRW-10  | 5/13/2021  | 626.90       | 629.30    | 609.85    | 594.85    | 14.79                        | <b>0.51</b>                   | 15.30                      | 12.50                    | 614.40                 | -0.20                            | 19.66                 | Yes  |                       |
| MRW-10  | 5/19/2021  | 626.90       | 629.30    | 609.85    | 594.85    | 14.92                        | <b>0.51</b>                   | 15.43                      | 12.63                    | 614.27                 | -0.13                            | 19.53                 | Yes  |                       |
| MRW-10  | 5/24/2021  | 626.90       | 629.30    | 609.85    | 594.85    | 14.55                        | <b>0.51</b>                   | 15.06                      | 12.26                    | 614.64                 | 0.37                             | 19.90                 | Yes  |                       |
| MRW-10  | 5/28/2021  | 626.90       | 629.30    | 609.85    | 594.85    | 14.51                        | <b>0.51</b>                   | 15.02                      | 12.22                    | 614.68                 | 0.04                             | 19.94                 | Yes  |                       |
| MRW-10  | 6/8/2021   | 626.90       | 629.30    | 609.85    | 594.85    | 14.76                        | <b>0.51</b>                   | 15.27                      | 12.47                    | 614.43                 | -0.25                            | 19.69                 | Yes  |                       |
| MRW-10  | 6/22/2021  | 626.90       | 629.30    | 609.85    | 594.85    | 15.19                        | <b>0.51</b>                   | 15.70                      | 12.90                    | 614.00                 | -0.43                            | 19.26                 | Yes  |                       |
| MRW-10  | 7/1/2021   | 626.90       | 629.30    | 609.85    | 594.85    | 14.97                        | <b>0.52</b>                   | 15.49                      | 12.68                    | 614.22                 | 0.22                             | 19.48                 | Yes  |                       |
| MRW-10  | 7/12/2021  | 626.90       | 629.30    | 609.85    | 594.85    | 15.30                        | <b>0.52</b>                   | 15.82                      | 13.01                    | 613.89                 | -0.33                            | 19.15                 | Yes  |                       |
| MRW-10  | 7/27/2021  | 626.90       | 629.30    | 609.85    | 594.85    | 15.62                        | <b>0.53</b>                   | 16.15                      | 13.33                    | 613.57                 | -0.32                            | 18.83                 | Yes  |                       |
| MRW-10  | 8/3/2021   | 626.90       | 629.30    | 609.85    | 594.85    | 15.72                        | <b>0.53</b>                   | 16.25                      | 13.43                    | 613.47                 | -0.10                            | 18.73                 | Yes  |                       |
| MRW-10  | 8/10/2021  | 626.90       | 629.30    | 609.85    | 594.85    | 15.81                        | <b>0.51</b>                   | 16.32                      | 13.52                    | 613.38                 | -0.09                            | 18.64                 | Yes  |                       |
| MRW-10  | 8/24/2021  | 626.90       | 629.30    | 609.85    | 594.85    | 16.13                        | <b>0.52</b>                   | 16.65                      | 13.84                    | 613.06                 | -0.32                            | 18.32                 | Yes  |                       |
| MRW-10  | 8/31/2021  | 626.90       | 629.30    | 609.85    | 594.85    | 16.06                        | <b>0.51</b>                   | 16.57                      | 13.77                    | 613.13                 | 0.07                             | 18.39                 | Yes  |                       |
| MRW-10  | 9/14/2021  | 626.90       | 629.30    | 609.85    | 594.85    | 16.19                        | <b>0.52</b>                   | 16.71                      | 13.90                    | 613.00                 | -0.13                            | 18.26                 | Yes  |                       |
| MRW-10  | 9/28/2021  | 626.90       | 629.30    | 609.85    | 594.85    | 15.99                        | <b>0.51</b>                   | 16.50                      | 13.70                    | 613.20                 | 0.20                             | 18.46                 | Yes  |                       |
| MRW-10  | 10/19/2021 | 626.90       | 629.30    | 609.85    | 594.85    | 15.95                        | <b>0.51</b>                   | 16.46                      | 13.66                    | 613.24                 | 0.04                             | 18.50                 | Yes  |                       |
| MRW-10  | 10/28/2021 | 626.90       | 629.30    | 609.85    | 594.85    | 16.06                        | <b>0.52</b>                   | 16.58                      | 13.77                    | 613.13                 | -0.11                            | 18.39                 | Yes  |                       |
| MWBD-1  | 10/9/2013  | 603.06       | 606.04    | 598.06    | 583.06    | NP                           | <b>0.00</b>                   | 5.15                       | 2.17                     | 600.89                 | NA                               | 17.83                 | Yes  |                       |
| MWBD-1  | 5/20/2014  | 603.06       | 606.04    | 598.06    | 583.06    | NP                           | <b>0.00</b>                   | 3.35                       | 0.37                     | 602.69                 | 1.80                             | 19.63                 | Yes  |                       |
| MWBD-1  | 10/29/2014 | 603.06       | 606.04    | 598.06    | 583.06    | NP                           | <b>0.00</b>                   | 4.61                       | 1.63                     | 601.43                 | -1.26                            | 18.37                 | Yes  |                       |

**Table 4**  
**Groundwater and LNAPL Gauging Data - Barge Dock**  
**Former Amoco Terminal**  
**Superior, Wisconsin**

| Well ID  | Date       | Ground Elev. | TOC Elev. | TOS Elev. | BOS Elev. | Depth to Product (feet BTOC) | Free Product Thickness (feet) | Depth to Water (feet BTOC) | Corrected DTW (feet bgs) | Corrected GW Elevation | Change in Corrected GW Elevation | Liquid in Well (feet) | Screen Submerged Below Water Table? (YES/NO) | Comments/Observations |
|----------|------------|--------------|-----------|-----------|-----------|------------------------------|-------------------------------|----------------------------|--------------------------|------------------------|----------------------------------|-----------------------|--|-----------------------|
| MWBD-1   | 5/4/2015   | 603.06       | 606.04    | 598.06    | 583.06    | NP                           | 0.00                          | 4.95                       | 1.97                     | 601.09                 | -0.34                            | 18.03                 | Yes  |                       |
| MWBD-1   | 10/6/2015  | 603.06       | 606.04    | 598.06    | 583.06    | NP                           | 0.00                          | 4.48                       | 1.50                     | 601.56                 | 0.47                             | 18.50                 | Yes  |                       |
| MWBD-1   | 5/23/2016  | 603.06       | 606.04    | 598.06    | 583.06    | NP                           | 0.00                          | 4.84                       | 1.86                     | 601.20                 | -0.36                            | 18.14                 | Yes  |                       |
| MWBD-1   | 10/3/2016  | 603.06       | 606.04    | 598.06    | 583.06    | NP                           | 0.00                          | 4.73                       | 1.75                     | 601.31                 | 0.11                             | 18.25                 | Yes  |                       |
| MWBD-1   | 6/29/2017  | 603.06       | 606.04    | 598.06    | 583.06    | NP                           | 0.00                          | 3.98                       | 1.00                     | 602.06                 | 0.75                             | 19.00                 | Yes  |                       |
| MWBD-1   | 5/26/2020  | 603.06       | 606.04    | 598.06    | 583.06    | NP                           | 0.00                          | 3.69                       | 0.71                     | 602.35                 | 0.29                             | 19.29                 | Yes  |                       |
| MWBD-1   | 5/24/2021  | 603.06       | 606.04    | 598.06    | 583.06    | NP                           | 0.00                          | 4.50                       | 1.52                     | 601.54                 | -0.81                            | 18.48                 | Yes  |                       |
| MWBD-1D  | 10/29/2014 | 603.12       | 605.42    | 553.12    | 548.12    | NP                           | 0.00                          | 3.63                       | 1.33                     | 601.79                 | NA                               | 53.67                 | Yes  |                       |
| MWBD-1D  | 5/5/2015   | 603.12       | 605.42    | 553.12    | 548.12    | NP                           | 0.00                          | 4.18                       | 1.88                     | 601.24                 | -0.55                            | 53.12                 | Yes  |                       |
| MWBD-1D  | 10/6/2015  | 603.12       | 605.42    | 553.12    | 548.12    | NP                           | 0.00                          | 3.69                       | 1.39                     | 601.73                 | 0.49                             | 53.61                 | Yes  |                       |
| MWBD-1D  | 5/23/2016  | 603.12       | 605.42    | 553.12    | 548.12    | NP                           | 0.00                          | 3.82                       | 1.52                     | 601.60                 | -0.13                            | 53.48                 | Yes  |                       |
| MWBD-1D  | 10/3/2016  | 603.12       | 605.42    | 553.12    | 548.12    | NP                           | 0.00                          | 3.70                       | 1.40                     | 601.72                 | 0.12                             | 53.60                 | Yes  |                       |
| MWBD-1D  | 6/14/2017  | 603.12       | 605.42    | 553.12    | 548.12    | NP                           | 0.00                          | 3.47                       | 1.17                     | 601.95                 | 0.23                             | 53.83                 | Yes  |                       |
| MWBD-1D  | 10/3/2017  | 603.12       | 605.42    | 553.12    | 548.12    | NP                           | 0.00                          | 2.66                       | 0.36                     | 602.76                 | 0.81                             | 54.64                 | Yes  |                       |
| MWBD-1D  | 6/18/2018  | 603.12       | 605.42    | 553.12    | 548.12    | NP                           | 0.00                          | 3.45                       | 1.15                     | 601.97                 | -0.79                            | 53.85                 | Yes  |                       |
| MWBD-1D  | 10/8/2018  | 603.12       | 605.42    | 553.12    | 548.12    | NP                           | 0.00                          | 3.33                       | 1.03                     | 602.09                 | 0.12                             | 53.97                 | Yes  |                       |
| MWBD-1D  | 6/3/2019   | 603.12       | 605.42    | 553.12    | 548.12    | NP                           | 0.00                          | 3.15                       | 0.85                     | 602.27                 | 0.18                             | 54.15                 | Yes  |                       |
| MWBD-1D  | 10/2/2019  | 603.12       | 605.42    | 553.12    | 548.12    | NP                           | 0.00                          | 3.10                       | 0.80                     | 602.32                 | 0.05                             | 54.20                 | Yes  |                       |
| MWBD-1D  | 5/26/2020  | 603.12       | 605.42    | 553.12    | 548.12    | NP                           | 0.00                          | 3.70                       | 1.40                     | 601.72                 | -0.60                            | 53.60                 | Yes  |                       |
| MWBD-1D  | 10/5/2020  | 603.12       | 605.42    | 553.12    | 548.12    | NP                           | 0.00                          | 3.91                       | 1.61                     | 601.51                 | -0.21                            | 53.39                 | Yes  |                       |
| MWBD-1D  | 5/24/2021  | 603.12       | 605.42    | 553.12    | 548.12    | NP                           | 0.00                          | 3.79                       | 1.49                     | 601.63                 | 0.12                             | 53.51                 | Yes  |                       |
| MWBD-1DD | 6/18/2018  | 603.12       | 605.31    | 538.12    | 535.12    | NP                           | 0.00                          | 1.35                       | -0.84                    | 603.96                 | NA                               | 68.84                 | Yes  |                       |
| MWBD-1DD | 10/8/2018  | 603.12       | 605.31    | 538.12    | 535.12    | NP                           | 0.00                          | 2.40                       | 0.21                     | 602.91                 | -1.05                            | 67.79                 | Yes  |                       |
| MWBD-1DD | 6/3/2019   | 603.12       | 605.31    | 538.12    | 535.12    | NP                           | 0.00                          | 1.95                       | -0.24                    | 603.36                 | 0.45                             | 68.24                 | Yes  |                       |
| MWBD-1DD | 10/2/2019  | 604.12       | 606.31    | 539.12    | 536.12    | NP                           | 0.00                          | 2.04                       | -0.15                    | 604.27                 | 0.91                             | 68.15                 | Yes  |                       |
| MWBD-1DD | 5/26/2020  | 605.12       | 607.31    | 540.12    | 537.12    | NP                           | 0.00                          | 5.19                       | 3.00                     | 602.12                 | -2.15                            | 65.00                 | Yes  |                       |
| MWBD-1DD | 5/24/2021  | 605.12       | 607.31    | 540.12    | 537.12    | NP                           | 0.00                          | 2.64                       | 0.45                     | 604.67                 | 2.55                             | 67.55                 | Yes  |                       |

**Notes:**

\* Corrections for free product made using: TOC elevation-[depth to ground water-(product thickness \* product density)]

**Table 5**  
**Groundwater Analytical Results - Terminal**  
Former Amoco Terminal  
Superior, Wisconsin

| Sample ID               | Sample Date        | Analytical Parameters      |  |            |               |             |             |           |             | Bio-Parameters |             |      |                      |              |          |                        |              |  |
|-------------------------|--------------------|----------------------------|--|------------|---------------|-------------|-------------|-----------|-------------|----------------|-------------|------|----------------------|--------------|----------|------------------------|--------------|--|
|                         |                    | Duplicate (D) or Split (S) | Benzene  | Toluene    | Ethyl-benzene | Xylenes     | Total TMBs  | MTBE      | Naphthalene | DO             | REDOX       | Temp | Specific Conductance | Conductivity | pH       | Alkalinity (ppm CaCO3) | Soluble Iron |  |
|                         |                    |                            | µg/L   | µg/L       | µg/L          | µg/L        | µg/L        | µg/L      | µg/L        | ppm            | milli Volts | °C   | µs/cm                | µmhos/cm     | pH units |                        | ppm          |  |
| <b>NR 140 ES --&gt;</b> |                    |                            | <b>5</b>   | <b>800</b> | <b>700</b>    | <b>2000</b> | <b>480</b>  | <b>60</b> | <b>100</b>  | --             | --          | --   | --                   | --           | --       |                        | --           |  |
|                         | <b>Sample Date</b> |                            |  |            |               |             |             |           |             |                |             |      |                      |              |          |                        |              |  |
| MW-1                    |                    |                            | 03/88 to 06/90 - No free product present in the well.                          |            |               |             |             |           |             |                |             |      |                      |              |          |                        |              |  |
| MW-1                    |                    |                            | 06/90 to 10/05 - The well was not sampled due to the presence of free product. |            |               |             |             |           |             |                |             |      |                      |              |          |                        |              |  |
| MW-1                    | 10/12/2005         |                            | <b>660</b>   | <20        | 570           | <b>5000</b> | <b>2320</b> | 29        | NA          | NM             | NM          | NM   | NM                   | NM           | NM       | NM                     | +10          |  |
| MW-1                    | 05/23/06           |                            | FP   | FP         | FP            | FP          | FP          | FP        | FP          | FP             | FP          | FP   | FP                   | FP           | FP       | FP                     | FP           |  |
| MW-1                    | 10/16/06           |                            | FP   | FP         | FP            | FP          | FP          | FP        | FP          | FP             | FP          | FP   | FP                   | FP           | FP       | FP                     | FP           |  |
| MW-1                    | 04/23/07           |                            | FP   | FP         | FP            | FP          | FP          | FP        | FP          | FP             | FP          | FP   | FP                   | FP           | FP       | FP                     | FP           |  |
| MW-1                    | 09/25/07           |                            | FP   | FP         | FP            | FP          | FP          | FP        | FP          | FP             | FP          | FP   | FP                   | FP           | FP       | FP                     | FP           |  |
| MW-2                    | 03/88 to 12/89     |                            | No free product present in the well.   |            |               |             |             |           |             |                |             |      |                      |              |          |                        |              |  |
| MW-2                    | 05/90 to 06/07     |                            | The well was not sampled due to the presence of free product.                  |            |               |             |             |           |             |                |             |      |                      |              |          |                        |              |  |
| MW-2                    | 6/26/2007          |                            | <b>Abandoned</b>   |            |               |             |             |           |             |                |             |      |                      |              |          |                        |              |  |
| MW-3                    | 3/23/1988          |                            | <b>30</b>  | 30         | 20            | 50          | NA          | NA        | NA          | NM             | NM          | NM   | NM                   | NM           | NM       | NM                     | NM           |  |
| MW-3                    | 4/15/2003          |                            | <1.0   | <1.0       | <1.0          | <3.0        | <1.0        | <4.0      | NA          | 3.50           | 141         | NM   | NM                   | NM           | NM       | NM                     | 0.07         |  |
| MW-3                    | 10/21/2003         |                            | <b>230</b>   | 17         | 23            | 42          | 22.2        | <4.0      | NA          | 3.70           | -107        | NM   | NM                   | NM           | NM       | NM                     | NM           |  |
| MW-3                    | 4/20/2004          |                            | <1.0   | <1.0       | <1.0          | <3.0        | <1.0        | <4.0      | NA          | 1.24           | 009         | NM   | NM                   | NM           | NM       | NM                     | NM           |  |
| MW-3                    | 11/17/2004         |                            | <1.0   | <1.0       | <1.0          | <3.0        | <1.0        | <4.0      | NA          | 1.90           | 067         | NM   | NM                   | NM           | NM       | NM                     | 0.10         |  |
| MW-3                    | 4/19/2005          |                            | 1.7  | <1.0       | <1.0          | <3.0        | <1.0        | <1.0      | NA          | 1.1            | -010        | NM   | NM                   | NM           | NM       | NM                     | NM           |  |
| MW-3                    | 10/12/2005         |                            | <1.0   | <1.0       | <1.0          | <3.0        | <1.0        | <1.0      | NA          | 4.74           | -089        | NM   | NM                   | 753          | 7.42     | NM                     | 1.0          |  |
| MW-3                    | 5/23/2006          |                            | <1.0   | <1.0       | <1.0          | <3.0        | <1.0        | <1.0      | NA          | 3.6            | -052        | NM   | NM                   | 840          | 7.40     | NM                     | 1.0          |  |
| MW-3                    | 10/22/2006         |                            | 4.0  | <1.0       | <1.0          | <3.0        | <1.0        | <1.0      | NA          | 6.1            | -227        | NM   | NM                   | NM           | 6.87     | NM                     | 7.0          |  |
| MW-3                    | 4/29/2007          |                            | <1.0   | <1.0       | <1.0          | <3.0        | <1.0        | <4.0      | NA          | 1.04           | -169.8      | NM   | NM                   | NM           | 6.97     | NM                     | 3.0          |  |
| MW-3                    | 9/29/2007          |                            | 3.9  | <1.0       | <1.0          | <3.0        | <1.0        | <1.0      | NA          | 0.28           | -059.1      | NM   | NM                   | NM           | 7.05     | NM                     | 5.0          |  |
| MW-3                    | 5/7/2008           |                            | <1.0   | <1.0       | <1.0          | <3.0        | <1.0        | <1.0      | NA          | 2.94           | 249.4       | NM   | NM                   | NM           | 6.32     | NM                     | 1.0          |  |
| MW-3                    | 10/25/2008         |                            | 1.7  | <1.0       | <1.0          | <3.0        | <1.0        | <1.0      | NA          | 2.25           | 101.4       | NM   | NM                   | NM           | 6.80     | NM                     | 2.0          |  |
| MW-3                    | 10/14/2009         |                            | 2.9  | <2.0       | <2.0          | <6.0        | <2.0        | <2.0      | NA          | 4.51           | 163.0       | NM   | NM                   | NM           | 7.34     | NM                     | NM           |  |
| MW-3                    | 10/17/2011         |                            | <b>18.2</b>  | 1.2        | <1.0          | <3.0        | <1.0        | <1.0      | NA          | 0.89           | -201.0      | 7.91 | NM                   | 969          | 7.85     | NM                     | NM           |  |
| MW-3                    | 10/3/2012          |                            | <b>29.9</b>  | 2.2        | <1.0          | <3.0        | <1.0        | <1.0      | NA          | NM             | NM          | NM   | NM                   | NM           | NM       | NM                     | NM           |  |
| MW-3                    | 10/2/2013          |                            | <b>11.3</b>  | 1.1        | <0.34         | <1.0        | NA          | <0.37     | NA          | NM             | NM          | NM   | NM                   | NM           | NM       | NM                     | NM           |  |
| MW-3                    | 10/30/2014         |                            | <b>7.8</b>   | <0.39      | <0.39         | <1.2        | <0.84       | <0.48     | <0.42       | NM             | NM          | NM   | NM                   | NM           | NM       | NM                     | NM           |  |
| MW-3                    | 10/6/2015          |                            | <b>9.8</b>   | 2.2        | <0.39         | <1.2        | <0.84       | <0.48     | <0.42       | NM             | NM          | NM   | NM                   | NM           | NM       | NM                     | NM           |  |
| MW-3                    | 10/5/2016          |                            | <b>7.6</b>   | 0.68J      | <0.39         | <1.2        | <0.84       | <0.48     | <0.42       | NM             | NM          | NM   | NM                   | NM           | NM       | NM                     | NM           |  |
| MW-4S                   | 3/23/1988          |                            | <1.0   | <1.0       | <1.0          | <1.0        | NA          | NA        | NA          | NM             | NM          | NM   | NM                   | NM           | NM       | NM                     | NM           |  |
| MW-4S                   | 9/21/1988          |                            | <1.0   | <1.0       | <1.0          | <1.0        | NA          | NA        | NA          | NM             | NM          | NM   | NM                   | NM           | NM       | NM                     | NM           |  |

**Table 5**  
**Groundwater Analytical Results - Terminal**  
Former Amoco Terminal  
Superior, Wisconsin

| Sample ID               | Sample Date | Analytical Parameters      |          |            |              |             |            |           |             | Bio-Parameters |             |           |                      |              |           |                        |              |
|-------------------------|-------------|----------------------------|----------|------------|--------------|-------------|------------|-----------|-------------|----------------|-------------|-----------|----------------------|--------------|-----------|------------------------|--------------|
|                         |             | Duplicate (D) or Split (S) | Benzene  | Toluene    | Ethylbenzene | Xylenes     | Total TMBs | MTBE      | Naphthalene | DO             | REDOX       | Temp      | Specific Conductance | Conductivity | pH        | Alkalinity (ppm CaCO3) | Soluble Iron |
|                         |             |                            | µg/L     | µg/L       | µg/L         | µg/L        | µg/L       | µg/L      | µg/L        | ppm            | milli Volts | °C        | µs/cm                | µmhos/cm     | pH units  |                        | ppm          |
| <b>NR 140 ES --&gt;</b> |             |                            | <b>5</b> | <b>800</b> | <b>700</b>   | <b>2000</b> | <b>480</b> | <b>60</b> | <b>100</b>  | <b>--</b>      | <b>--</b>   | <b>--</b> | <b>--</b>            | <b>--</b>    | <b>--</b> |                        | <b>--</b>    |
| MW-4S                   | 4/27/1989   |                            | <2.0     | <2.0       | <2.0         | <4.0        | NA         | NA        | NA          | NM             | NM          | NM        | NM                   | NM           | NM        | NM                     | NM           |
| MW-4S                   | 8/29/1990   |                            | <2.0     | <2.0       | <2.0         | <4.0        | NA         | NA        | NA          | NM             | NM          | NM        | NM                   | NM           | NM        | NM                     | NM           |
| MW-4S                   | 1/31/1991   |                            | <1.0     | <1.0       | 4.0          | <2.0        | NA         | <20       | NA          | NM             | NM          | NM        | NM                   | NM           | NM        | NM                     | NM           |
| MW-4S                   | 7/10/1991   |                            | <1.0     | <1.0       | 2.0          | <1.0        | NA         | <20       | NA          | NM             | NM          | NM        | NM                   | NM           | NM        | NM                     | NM           |
| MW-4S                   | 1/8/1992    |                            | <1.0     | <1.0       | <1.0         | <1.0        | NA         | <20       | NA          | NM             | NM          | NM        | NM                   | NM           | NM        | NM                     | NM           |
| MW-4S                   | 10/14/1992  |                            | <1.0     | <1.0       | <1.0         | <1.0        | NA         | <20       | NA          | NM             | NM          | NM        | NM                   | NM           | NM        | NM                     | NM           |
| MW-4S                   | 6/25/1993   |                            | <1.0     | <1.0       | <1.0         | <2.0        | <1.0       | <4.0      | <1.6        | NM             | NM          | NM        | NM                   | NM           | NM        | NM                     | NM           |
| MW-4S                   | 10/28/1993  |                            | <1.0     | <1.0       | 4.2          | <2.0        | <1.0       | <4.0      | <1.6        | NM             | NM          | NM        | NM                   | NM           | NM        | NM                     | NM           |
| MW-4S                   | 4/27/1994   |                            | 1.2      | <1.0       | 3.8          | <2.0        | 1.2        | <4.0      | <1.5        | NM             | NM          | NM        | NM                   | NM           | NM        | NM                     | NM           |
| MW-4S                   | 10/27/1994  |                            | <1.0     | <1.0       | <1.0         | <2.0        | <1.0       | <4.0      | <1.5        | NM             | NM          | NM        | NM                   | NM           | NM        | NM                     | NM           |
| MW-4S                   | 4/4/1995    |                            | 1.4      | 1.7        | <1.0         | <2.0        | 1          | <4.0      | <1.6        | NM             | NM          | NM        | NM                   | NM           | NM        | NM                     | NM           |
| MW-4S                   | 11/14/1995  |                            | <1.0     | <1.0       | 3.4          | <2.0        | <1.0       | <4.0      | NA          | NM             | NM          | NM        | NM                   | NM           | NM        | NM                     | NM           |
| MW-4S                   | 4/22/1996   |                            | <1.0     | <1.0       | <1.0         | <2.0        | <1.0       | <4.0      | <0.24       | NM             | NM          | NM        | NM                   | NM           | NM        | NM                     | NM           |
| MW-4S                   | 11/5/1997   |                            | <1.0     | <1.0       | <1.0         | <2.0        | 2.3        | <4.0      | NA          | 0.90           | 062         | 6.9       | NM                   | 700          | 7.04      | NM                     | NM           |
| MW-4S                   | 11/3/1998   |                            | <1.0     | <1.0       | <1.0         | <2.0        | <1.0       | <4.0      | NA          | 3.07           | NM          | 8.9       | NM                   | 1010         | 6.89      | NM                     | NM           |
| MW-4S                   | 3/3/1999    |                            | <1.0     | <1.0       | 3.4          | 3.3         | NA         | <4.0      | NA          | 3.25           | NM          | 7.0       | NM                   | NM           | NM        | NM                     | NM           |
| MW-4S                   | 3/3/1999    | D                          | <1.0     | <1.0       | <1.0         | <2.0        | NA         | <4.0      | NA          | NM             | NM          | NM        | NM                   | NM           | NM        | NM                     | NM           |
| MW-4S                   | 8/17/1999   |                            | <1.0     | <1.0       | 3.6          | <3.0        | NA         | <4.0      | NA          | NM             | NM          | NM        | NM                   | NM           | NM        | NM                     | NM           |
| MW-4S                   | 4/26/2000   |                            | 0.360    | <0.40      | 4.16         | <0.55       | <0.40      | <0.30     | NA          | 0.70           | -048        | NM        | NM                   | NM           | NM        | NM                     | NM           |
| MW-4S                   | 10/10/2000  |                            | 0.86     | <0.20      | 11           | 0.46        | 1.7        | <0.16     | <1.1        | 1.40           | -008        | NM        | NM                   | NM           | NM        | NM                     | 4.00         |
| MW-4S                   | 4/24/2001   |                            | 0.19     | <0.20      | <0.22        | <0.23       | <0.29      | <0.16     | NA          | 0.70           | 155         | NM        | NM                   | NM           | NM        | NM                     | NM           |
| MW-4S                   | 10/23/2001  |                            | <0.13    | <0.20      | <0.22        | <0.23       | <0.29      | <0.16     | NA          | 4.10           | -019        | NM        | NM                   | NM           | NM        | NM                     | 1.50         |
| MW-4S                   | 4/23/2002   |                            | <0.13    | <0.20      | <0.22        | <0.23       | <0.29      | <0.16     | <1.1        | 2.30           | 177         | NM        | NM                   | NM           | NM        | NM                     | 3.00         |
| MW-4S                   | 11/6/2002   |                            | 0.18     | <0.20      | <0.22        | <0.23       | <0.29      | <0.16     | <0.46       | NM             | NM          | NM        | NM                   | NM           | NM        | NM                     | NM           |
| MW-4S                   | 4/15/2003   |                            | <1.0     | <1.0       | <1.0         | <3.0        | <1.0       | <4.0      | NA          | 0.20           | -001        | NM        | NM                   | NM           | NM        | NM                     | 2.55         |
| MW-4S                   | 10/21/2003  |                            | <1.0     | <1.0       | <1.0         | <3.0        | <1.0       | <4.0      | NA          | 10.70          | 017         | NM        | NM                   | NM           | NM        | NM                     | NM           |
| MW-4S                   | 4/20/2004   |                            | <1.0     | <1.0       | <1.0         | <3.0        | <1.0       | <4.0      | NA          | 2.19           | 103         | NM        | NM                   | NM           | NM        | NM                     | NM           |
| MW-4S                   | 11/17/2004  |                            | <1.0     | <1.0       | <1.0         | <3.0        | <1.0       | <4.0      | NA          | 1.00           | -77         | NM        | NM                   | NM           | NM        | NM                     | 4.00         |
| MW-4S                   | 4/19/2005   |                            | <1.0     | <1.0       | <1.0         | <3.0        | <1.0       | <1.0      | NA          | 0.7            | -85         | NM        | NM                   | NM           | NM        | NM                     | NM           |
| MW-4S                   | 10/12/2005  |                            | <1.0     | <1.0       | <1.0         | <3.0        | <1.0       | <1.0      | NA          | 1.4            | -149        | NM        | NM                   | 863          | 7.26      | NM                     | 10           |
| MW-4S                   | 5/23/2006   |                            | <1.0     | <1.0       | 1.1          | <3.0        | <1.0       | <1.0      | NA          | 1.5            | -126        | NM        | NM                   | 851          | 7.23      | NM                     | 1.0          |
| MW-4S                   | 10/22/2006  |                            | <1.0     | <1.0       | <1.0         | <3.0        | <1.0       | <1.0      | NA          | 4              | -49.8       | NM        | NM                   | NM           | 6.81      | NM                     | 8.0          |
| MW-4S                   | 4/29/2007   |                            | <1.0     | <1.0       | <1.0         | <3.0        | <1.0       | <4.0      | NA          | 0.52           | -210.0      | NM        | NM                   | NM           | 6.87      | NM                     | 10.0         |
| MW-4S                   | 9/25/2007   |                            | <1.0     | <1.0       | <1.0         | <3.0        | <1.0       | <1.0      | NA          | 0.04           | -66.6       | NM        | NM                   | NM           | 7.2       | NM                     | 10.0         |
| MW-4S                   | 5/7/2008    |                            | <1.0     | <1.0       | 11.6         | <3.0        | <1.0       | <1.0      | NA          | 0.62           | -32.1       | NM        | NM                   | NM           | 6.26      | NM                     | 10.0         |
| MW-4S                   | 10/25/2008  |                            | <1.0     | <1.0       | 1.9          | <3.0        | <1.0       | <1.0      | NA          | 1.16           | -52.5       | NM        | NM                   | NM           | 6.9       | NM                     | 10.0         |

**Table 5**  
**Groundwater Analytical Results - Terminal**  
Former Amoco Terminal  
Superior, Wisconsin

| Sample ID               | Sample Date | Analytical Parameters      |          |            |               |             |            |           |             | Bio-Parameters |             |           |                      |              |          |                        |              |
|-------------------------|-------------|----------------------------|----------|------------|---------------|-------------|------------|-----------|-------------|----------------|-------------|-----------|----------------------|--------------|----------|------------------------|--------------|
|                         |             | Duplicate (D) or Split (S) | Benzene  | Toluene    | Ethyl-benzene | Xylenes     | Total TMBs | MTBE      | Naphthalene | DO             | REDOX       | Temp      | Specific Conductance | Conductivity | pH       | Alkalinity (ppm CaCO3) | Soluble Iron |
|                         |             |                            | µg/L     | µg/L       | µg/L          | µg/L        | µg/L       | µg/L      | µg/L        | ppm            | milli Volts | °C        | µs/cm                | µmhos/cm     | pH units |                        | ppm          |
| <b>NR 140 ES --&gt;</b> |             |                            | <b>5</b> | <b>800</b> | <b>700</b>    | <b>2000</b> | <b>480</b> | <b>60</b> | <b>100</b>  | <b>--</b>      | <b>--</b>   | <b>--</b> | <b>--</b>            | <b>--</b>    |          |                        |              |
| MW-4S                   | 10/14/2009  |                            | <1.0     | <1.0       | <1.0          | <3.0        | <1.0       | <1.0      | NA          | NM             | NM          | NM        | NM                   | NM           | NM       | NM                     |              |
| MW-4D                   | 7/21/1994   |                            | <1.0     | <1.0       | <1.0          | <2.0        | NA         | NA        | <1.5        | NM             | NM          | NM        | NM                   | NM           | NM       | NM                     |              |
| MW-4D                   | 10/27/1994  |                            | <1.0     | <1.0       | <1.0          | <2.0        | <1.0       | <4.0      | <1.5        | NM             | NM          | NM        | NM                   | NM           | NM       | NM                     |              |
| MW-4D                   | 4/6/1995    |                            | <1.0     | <1.0       | <1.0          | <2.0        | <1.0       | <4.0      | <1.5        | NM             | NM          | NM        | NM                   | NM           | NM       | NM                     |              |
| MW-4D                   | 11/14/1995  |                            | <1.0     | <1.0       | <1.0          | <2.0        | <1.0       | <4.0      | NA          | NM             | NM          | NM        | NM                   | NM           | NM       | NM                     |              |
| MW-4D                   | 4/22/1996   |                            | <1.0     | <1.0       | <1.0          | 2.0         | 1.2        | <4.0      | <2.5        | NM             | NM          | NM        | NM                   | NM           | NM       | NM                     |              |
| MW-4D                   | 11/5/1997   |                            | 1.5      | <1.0       | <1.0          | <2.0        | <1.0       | <4.0      | NA          | 0.70           | 046         | 6.7       | NM                   | 400          | 7.92     | NM                     |              |
| MW-4D                   | 11/3/1998   |                            | <1.0     | <1.0       | <1.0          | <2.0        | <1.0       | <4.0      | NA          | 0.15           | NM          | 8.1       | NM                   | 735          | 7.2      | NM                     |              |
| MW-4D                   | 8/17/1999   |                            | <1.0     | <1.0       | <1.0          | <3.0        | NA         | <4.0      | NA          | 2.70           | NM          | 6.4       | NM                   | NM           | NM       | NM                     |              |
| MW-4D                   | 4/26/2000   |                            | <0.15    | <0.40      | <0.50         | <0.55       | <0.40      | <0.30     | NA          | 0.20           | -018        | NM        | NM                   | NM           | NM       | NM                     |              |
| MW-4D                   | 10/10/2000  |                            | <0.13    | <0.20      | <0.22         | <0.23       | <0.29      | <0.16     | <1.1        | 0.50           | 002         | NM        | NM                   | NM           | NM       | 3.00                   |              |
| MW-4D                   | 10/23/2001  |                            | <0.13    | <0.20      | <0.22         | <0.23       | <0.29      | <0.16     | NA          | 0.70           | 039         | NM        | NM                   | NM           | NM       | 0.60                   |              |
| MW-4D                   | 4/23/2002   |                            | <0.13    | <0.20      | <0.22         | <0.23       | <0.29      | <0.16     | <1.1        | 0.96           | 114         | NM        | NM                   | NM           | NM       | 1.00                   |              |
| MW-4D                   | 11/6/2002   |                            | <0.13    | <0.20      | <0.22         | 0.53        | <0.29      | <0.16     | <0.46       | NM             | NM          | NM        | NM                   | NM           | NM       | NM                     |              |
| MW-4D                   | 4/15/2003   |                            | <1.0     | <1.0       | <1.0          | <3.0        | <1.0       | <4.0      | NA          | 0.20           | -014        | NM        | NM                   | NM           | NM       | 0.36                   |              |
| MW-4D                   | 10/21/2003  |                            | <1.0     | <1.0       | <1.0          | <3.0        | <1.0       | <4.0      | NA          | 4.00           | -065        | NM        | NM                   | NM           | NM       | NM                     |              |
| MW-4D                   | 4/20/2004   |                            | <1.0     | <1.0       | <1.0          | <3.0        | <1.0       | <4.0      | NA          | 1.82           | 104         | NM        | NM                   | NM           | NM       | NM                     |              |
| MW-4D                   | 11/17/2004  |                            | <1.0     | <1.0       | <1.0          | <3.0        | <1.0       | <4.0      | NA          | 0.80           | -90         | NM        | NM                   | NM           | NM       | 1.00                   |              |
| MW-4D                   | 4/19/2005   |                            | <1.0     | <1.0       | <1.0          | <3.0        | <1.0       | <1.0      | NA          | 0.9            | -080        | NM        | NM                   | NM           | NM       | NM                     |              |
| MW-4D                   | 10/12/2005  |                            | <1.0     | <1.0       | <1.0          | <3.0        | <1.0       | <1.0      | NA          | 1.67           | -264        | NM        | NM                   | 435          | 8.72     | NM                     |              |
| MW-4D                   | 5/23/2006   |                            | <1.0     | <1.0       | <1.0          | <3.0        | <1.0       | <1.0      | NA          | 1.8            | -150        | NM        | NM                   | 602          | 7.61     | NM                     |              |
| MW-4D                   | 10/22/2006  |                            | <1.0     | <1.0       | <1.0          | <3.0        | <1.0       | <1.0      | NA          | 5.5            | -313.5      | NM        | NM                   | NM           | 8.54     | NM                     |              |
| MW-4D                   | 4/29/2007   |                            | <1.0     | <1.0       | <1.0          | <3.0        | <1.0       | <4.0      | NA          | 0.51           | -226.9      | NM        | NM                   | NM           | 8.04     | NM                     |              |
| MW-4D                   | 9/29/2007   |                            | <1.0     | <1.0       | <1.0          | <3.0        | <1.0       | <1.0      | NA          | 0.02           | -206.6      | NM        | NM                   | NM           | 8.26     | NM                     |              |
| MW-4D                   | 5/7/2008    |                            | <1.0     | <1.0       | <1.0          | <3.0        | <1.0       | <1.0      | NA          | 2.3            | 200.2       | NM        | NM                   | NM           | 9.15     | NM                     |              |
| MW-4D                   | 10/25/2008  |                            | <1.0     | <1.0       | <1.0          | <3.0        | <1.0       | <1.0      | NA          | 0.66           | -250.4      | NM        | NM                   | NM           | 8.26     | NM                     |              |
| MW-4D                   | 10/14/2009  |                            | <1.0     | <1.0       | <1.0          | <3.0        | <1.0       | <1.0      | NA          | NM             | NM          | NM        | NM                   | NM           | NM       | NM                     |              |
| MW-5                    | 3/23/1988   |                            | <1.0     | <1.0       | <1.0          | <1.0        | NA         | NA        | NA          | NM             | NM          | NM        | NM                   | NM           | NM       | NM                     |              |
| MW-5                    | 9/21/1988   |                            | <1.0     | <1.0       | <1.0          | <1.0        | NA         | NA        | NA          | NM             | NM          | NM        | NM                   | NM           | NM       | NM                     |              |
| MW-5                    | 4/27/1989   |                            | <2.0     | <2.0       | <2.0          | <4.0        | NA         | NA        | NA          | NM             | NM          | NM        | NM                   | NM           | NM       | NM                     |              |
| MW-5                    | 8/29/1990   |                            | <2.0     | <2.0       | <2.0          | <4.0        | NA         | NA        | NA          | NM             | NM          | NM        | NM                   | NM           | NM       | NM                     |              |
| MW-5                    | 7/10/1991   |                            | <1.0     | <1.0       | <1.0          | <1.0        | NA         | <20       | NA          | NM             | NM          | NM        | NM                   | NM           | NM       | NM                     |              |
| MW-5                    | 1/8/1992    |                            | 1.0      | 5.0        | <1.0          | 5.0         | NA         | <20       | NA          | NM             | NM          | NM        | NM                   | NM           | NM       | NM                     |              |
| MW-5                    | 10/14/1992  |                            | <1.0     | <1.0       | <1.0          | <1.0        | NA         | <20       | NA          | NM             | NM          | NM        | NM                   | NM           | NM       | NM                     |              |

**Table 5**  
**Groundwater Analytical Results - Terminal**  
Former Amoco Terminal  
Superior, Wisconsin

| Sample ID               | Sample Date      | Analytical Parameters      |                  |            |              |             |            |           |             | Bio-Parameters |             |      |                      |              |          |                        |              |
|-------------------------|------------------|----------------------------|------------------|------------|--------------|-------------|------------|-----------|-------------|----------------|-------------|------|----------------------|--------------|----------|------------------------|--------------|
|                         |                  | Duplicate (D) or Split (S) | Benzene          | Toluene    | Ethylbenzene | Xylenes     | Total TMBs | MTBE      | Naphthalene | DO             | REDOX       | Temp | Specific Conductance | Conductivity | pH       | Alkalinity (ppm CaCO3) | Soluble Iron |
|                         |                  |                            | µg/L             | µg/L       | µg/L         | µg/L        | µg/L       | µg/L      | µg/L        | ppm            | milli Volts | °C   | µs/cm                | µmhos/cm     | pH units |                        | ppm          |
| <b>NR 140 ES --&gt;</b> |                  |                            | <b>5</b>         | <b>800</b> | <b>700</b>   | <b>2000</b> | <b>480</b> | <b>60</b> | <b>100</b>  | --             | --          | --   | --                   | --           | --       |                        | --           |
| MW-5                    | 3/3/1999         |                            | <1.0             | <1.0       | <1.0         | <2.0        | NA         | <4.0      | NA          | 4.50           | NM          | 6.9  | NM                   | NM           | NM       | NM                     | NM           |
| MW-5                    | 8/17/1999        |                            | <1.0             | <1.0       | <1.0         | <3.0        | NA         | <4.0      | NA          | NM             | NM          | NM   | NM                   | NM           | NM       | NM                     | NM           |
| MW-5                    | 8/18/2000        |                            | <0.13            | <0.20      | <0.22        | <0.23       | <0.29      | <0.16     | <1.1        | 4.10           | 087         | NM   | NM                   | NM           | NM       | NM                     | <1           |
| MW-5                    | 10/10/2000       |                            | <0.13            | <0.20      | <0.22        | <0.23       | <0.29      | <0.16     | <1.1        | 3.90           | 158         | NM   | NM                   | NM           | NM       | NM                     | 0.30         |
| MW-5                    | 4/24/2001        |                            | <0.13            | <0.20      | <0.22        | <0.23       | <0.29      | <0.16     | NA          | 2.10           | 139         | NM   | NM                   | NM           | NM       | NM                     | NM           |
| MW-5                    | 10/23/2001       |                            | <0.13            | <0.20      | <0.22        | <0.23       | <0.29      | <0.16     | NA          | 4.00           | 088         | NM   | NM                   | NM           | NM       | NM                     | 0.10         |
| MW-5                    | 4/23/2002        |                            | <0.13            | <0.20      | <0.22        | <0.23       | <0.29      | <0.16     | <1.1        | 2.63           | 105         | NM   | NM                   | NM           | NM       | NM                     | 0.10         |
| MW-5                    | 11/6/2002        |                            | <0.13            | <0.20      | <0.22        | <0.23       | <0.29      | <0.16     | <0.46       | NM             | NM          | NM   | NM                   | NM           | NM       | NM                     | NM           |
| MW-5                    | 4/15/2003        |                            | NS               | NS         | NS           | NS          | NS         | NS        | NS          | NS             | NS          | NS   | NS                   | NS           | NS       | NM                     | NS           |
| <b>MW-5</b>             | <b>8/28/2003</b> |                            | <b>Abandoned</b> |            |              |             |            |           |             |                |             |      |                      |              |          |                        |              |
| MW-6                    | 3/23/1988        |                            | <1.0             | <1.0       | <1.0         | <1.0        | NA         | NA        | NA          | NM             | NM          | NM   | NM                   | NM           | NM       | NM                     | NM           |
| MW-6                    | 9/21/1988        |                            | <1.0             | <1.0       | <1.0         | <1.0        | NA         | NA        | NA          | NM             | NM          | NM   | NM                   | NM           | NM       | NM                     | NM           |
| MW-6                    | 4/27/1989        |                            | <2.0             | <2.0       | <2.0         | <4.0        | NA         | NA        | NA          | NM             | NM          | NM   | NM                   | NM           | NM       | NM                     | NM           |
| MW-6                    | 8/29/1990        |                            | <2.0             | <2.0       | <2.0         | <4.0        | NA         | NA        | NA          | NM             | NM          | NM   | NM                   | NM           | NM       | NM                     | NM           |
| MW-6                    | 8/29/1990        | D                          | <1.0             | <1.0       | <1.0         | <1.0        | NA         | <1.0      | <1.5        | NM             | NM          | NM   | NM                   | NM           | NM       | NM                     | NM           |
| MW-6                    | 1/31/1991        |                            | 3.0              | <1.0       | <1.0         | <2.0        | NA         | <20       | NA          | NM             | NM          | NM   | NM                   | NM           | NM       | NM                     | NM           |
| MW-6                    | 1/31/1991        | D                          | 2.6              | <1.0       | <1.0         | NA          | NA         | NA        | <1.5        | NM             | NM          | NM   | NM                   | NM           | NM       | NM                     | NM           |
| MW-6                    | 7/10/1991        |                            | <1.0             | <1.0       | <1.0         | <1.0        | NA         | <20       | NA          | NM             | NM          | NM   | NM                   | NM           | NM       | NM                     | NM           |
| MW-6                    | 7/10/1991        | D                          | <1.0             | <1.0       | <1.0         | <1.0        | NA         | NA        | <1.5        | NM             | NM          | NM   | NM                   | NM           | NM       | NM                     | NM           |
| MW-6                    | 1/8/1992         |                            | <1.0             | <1.0       | <1.0         | <1.0        | NA         | <20       | NA          | NM             | NM          | NM   | NM                   | NM           | NM       | NM                     | NM           |
| MW-6                    | 1/8/1992         | D                          | <1.0             | <1.0       | <1.0         | <2.0        | NA         | NA        | <1.5        | NM             | NM          | NM   | NM                   | NM           | NM       | NM                     | NM           |
| MW-6                    | 10/14/1992       |                            | <b>32</b>        | <1.0       | 55           | 10          | NA         | <20       | NA          | NM             | NM          | NM   | NM                   | NM           | NM       | NM                     | NM           |
| MW-6                    | 6/25/1993        |                            | <b>65</b>        | 4.2        | 160          | 17          | 14.3       | <8        | 8.5         | NM             | NM          | NM   | NM                   | NM           | NM       | NM                     | NM           |
| MW-6                    | 10/28/1993       |                            | <b>38</b>        | 5.1        | 200          | 25          | 25.5       | <8        | 10          | NM             | NM          | NM   | NM                   | NM           | NM       | NM                     | NM           |
| MW-6                    | 4/27/1994        |                            | <b>14</b>        | <1.0       | 100          | 4.4         | 9.6        | <4.0      | <1.5        | NM             | NM          | NM   | NM                   | NM           | NM       | NM                     | NM           |
| MW-6                    | 10/27/1994       |                            | <b>180</b>       | 4.7        | 120          | 22          | 22.2       | <4.0      | 3.3         | NM             | NM          | NM   | NM                   | NM           | NM       | NM                     | NM           |
| MW-6                    | 4/4/1995         |                            | 4.6              | <1.0       | 11           | <2.0        | <1.0       | <4.0      | <1.6        | NM             | NM          | NM   | NM                   | NM           | NM       | NM                     | NM           |
| MW-6                    | 11/15/1995       |                            | <b>140</b>       | 6.1        | 93           | 11          | 16.1       | <4.0      | NA          | NM             | NM          | NM   | NM                   | NM           | NM       | NM                     | NM           |
| MW-6                    | 4/22/1996        |                            | <b>100</b>       | 2.0        | 93           | 5.6         | 16.9       | <4.0      | 0.72        | NM             | NM          | NM   | NM                   | NM           | NM       | NM                     | NM           |
| MW-6                    | 4/29/1997        |                            | <b>450</b>       | 13.0       | 500          | 31          | 57.8       | <8.0      | 8.4         | NM             | NM          | NM   | NM                   | NM           | NM       | NM                     | NM           |
| MW-6                    | 11/5/1997        |                            | <b>200</b>       | 1.5        | 170          | 27          | 31.4       | <4.0      | NA          | 1.00           | 044         | 7.1  | NM                   | 800          | 7.29     | NM                     | NM           |
| MW-6                    | 11/3/1998        |                            | <b>13</b>        | <1.0       | 15           | <2.0        | <1.0       | <4.0      | NA          | 0.73           | NM          | 7.2  | NM                   | 1040         | 6.95     | NM                     | NM           |
| MW-6                    | 3/3/1999         |                            | <b>8.9</b>       | <1.0       | 13           | 2.1         | NA         | <4.0      | NA          | 2.86           | NM          | 5.8  | NM                   | NM           | NM       | NM                     | NM           |
| MW-6                    | 8/17/1999        |                            | <b>200</b>       | 5.0        | 150          | 23          | NA         | 5.4       | NA          | NM             | NM          | NM   | NM                   | NM           | NM       | NM                     | NM           |
| MW-6                    | 4/26/2000        |                            | <b>65</b>        | 5.49       | 88.8         | 17.28       | 8.02       | 2.11      | NA          | 2.20           | 042         | NM   | NM                   | NM           | NM       | NM                     | NM           |



**Table 5**  
**Groundwater Analytical Results - Terminal**  
Former Amoco Terminal  
Superior, Wisconsin

| Sample ID               | Sample Date      | Analytical Parameters      |                                      |            |              |             |            |           |             | Bio-Parameters |             |      |                      |              |          |                        |              |
|-------------------------|------------------|----------------------------|--------------------------------------|------------|--------------|-------------|------------|-----------|-------------|----------------|-------------|------|----------------------|--------------|----------|------------------------|--------------|
|                         |                  | Duplicate (D) or Split (S) | Benzene                              | Toluene    | Ethylbenzene | Xylenes     | Total TMBs | MTBE      | Naphthalene | DO             | REDOX       | Temp | Specific Conductance | Conductivity | pH       | Alkalinity (ppm CaCO3) | Soluble Iron |
|                         |                  |                            | µg/L                                 | µg/L       | µg/L         | µg/L        | µg/L       | µg/L      | µg/L        | ppm            | milli Volts | °C   | µs/cm                | µmhos/cm     | pH units |                        | ppm          |
| <b>NR 140 ES --&gt;</b> |                  |                            | <b>5</b>                             | <b>800</b> | <b>700</b>   | <b>2000</b> | <b>480</b> | <b>60</b> | <b>100</b>  | --             | --          | --   | --                   | --           |          |                        |              |
| MW-6                    | 10/10/2000       |                            | 46                                   | 0.76       | 62           | 7.9         | 4.57       | <0.25     | 4.2         | 1.20           | 100         | NM   | NM                   | NM           | NM       | NM                     | 0.20         |
| MW-6                    | 4/24/2001        |                            | 20                                   | 0.33       | 27           | 1.3         | 0.81       | <0.16     | NA          | 0.60           | 159         | NM   | NM                   | NM           | NM       | NM                     | NM           |
| MW-6                    | 10/23/2001       |                            | 13                                   | <0.20      | 15           | 0.57        | 0.40       | <0.16     | NA          | 1.20           | 018         | NM   | NM                   | NM           | NM       | NM                     | 0.10         |
| MW-6                    | 4/23/2002        |                            | 9.8                                  | 0.39       | 11           | 0.45        | <0.29      | <0.16     | <1.1        | 1.96           | 084         | NM   | NM                   | NM           | NM       | NM                     | 0.20         |
| MW-6                    | 11/7/2002        |                            | 46                                   | 1.50       | 60           | 23          | 10.05      | <0.16     | 4.3         | NM             | NM          | NM   | NM                   | NM           | NM       | NM                     | NM           |
| MW-6                    | 4/15/2003        |                            | <1.0                                 | <1.0       | <1.0         | <3.0        | <1.0       | <4.0      | NA          | 1.38           | 093         | NM   | NM                   | NM           | NM       | NM                     | 0.09         |
| MW-6                    | 10/21/2003       |                            | <1.0                                 | <1.0       | <1.0         | <3.0        | <1.0       | <4.0      | NA          | 1.00           | 047         | NM   | NM                   | NM           | NM       | NM                     | NM           |
| MW-6                    | 4/20/2004        |                            | <1.0                                 | <1.0       | <1.0         | <3.0        | <1.0       | <4.0      | NA          | 2.09           | 254         | NM   | NM                   | NM           | NM       | NM                     | NM           |
| MW-6                    | 11/18/2004       |                            | <1.0                                 | <1.0       | <1.0         | <3.0        | <1.0       | <1.0      | NA          | 1.30           | 55          | NM   | NM                   | NM           | NM       | NM                     | 0.00         |
| MW-6                    | 4/19/2005        |                            | <1.0                                 | <1.0       | <1.0         | <3.0        | <1.0       | <1.0      | <1.0        | 1.0            | 82          | NM   | NM                   | NM           | NM       | NM                     | NM           |
| MW-6                    | 10/12/2005       |                            | 3.3                                  | 0.60 J     | <1.0         | <3.0        | <1.0       | <1.0      | <1.0        | NM             | NM          | NM   | NM                   | NM           | NM       | NM                     | NM           |
| MW-6                    | 5/23/2006        |                            | <1.0                                 | <1.0       | <1.0         | <3.0        | <1.0       | <1.0      | <1.0        | NM             | NM          | NM   | NM                   | NM           | NM       | NM                     | NM           |
| MW-6                    | 5/06 to 9/07     |                            | <b>Well Damaged Unable to Sample</b> |            |              |             |            |           |             |                |             |      |                      |              |          |                        |              |
| MW-6                    | 9/25/2007        |                            | <b>Well Damaged Unable to Sample</b> |            |              |             |            |           |             |                |             |      |                      |              |          |                        |              |
| <b>MW-6</b>             | <b>7/29/2009</b> |                            | <b>Abandoned</b>                     |            |              |             |            |           |             |                |             |      |                      |              |          |                        |              |
| MW-6R                   | 10/14/2009       |                            | <1.0                                 | <1.0       | <1.0         | <3.0        | <1.0       | <1.0      | <4.0        |                |             |      |                      |              |          |                        |              |
| MW-7                    | 3/23/1988        |                            | <1.0                                 | <1.0       | <1.0         | <1.0        | NA         | NA        | NA          | NM             | NM          | NM   | NM                   | NM           | NM       | NM                     | NM           |
| MW-7                    | 9/21/1988        |                            | <1.0                                 | <1.0       | <1.0         | <1.0        | NA         | NA        | NA          | NM             | NM          | NM   | NM                   | NM           | NM       | NM                     | NM           |
| MW-7                    | 4/27/1989        |                            | <2.0                                 | <2.0       | <2.0         | <4.0        | NA         | NA        | NA          | NM             | NM          | NM   | NM                   | NM           | NM       | NM                     | NM           |
| MW-7                    | 8/29/1990        |                            | <2.0                                 | <2.0       | <2.0         | <4.0        | NA         | NA        | NA          | NM             | NM          | NM   | NM                   | NM           | NM       | NM                     | NM           |
| MW-7                    | 1/31/1991        |                            | <1.0                                 | 20         | <1.0         | 30          | NA         | <20       | NA          | NM             | NM          | NM   | NM                   | NM           | NM       | NM                     | NM           |
| MW-7                    | 7/10/1991        |                            | <1.0                                 | <1.0       | <1.0         | <1.0        | NA         | <20       | NA          | NM             | NM          | NM   | NM                   | NM           | NM       | NM                     | NM           |
| MW-7                    | 1/8/1992         |                            | <1.0                                 | <1.0       | <1.0         | <1.0        | NA         | <20       | NA          | NM             | NM          | NM   | NM                   | NM           | NM       | NM                     | NM           |
| MW-7                    | 10/14/1992       |                            | <1.0                                 | <1.0       | <1.0         | <1.0        | NA         | <20       | NA          | NM             | NM          | NM   | NM                   | NM           | NM       | NM                     | NM           |
| MW-7                    | 6/25/1993        |                            | <1.0                                 | <1.0       | <1.0         | <2.0        | 1.5        | <4.0      | <1.6        | NM             | NM          | NM   | NM                   | NM           | NM       | NM                     | NM           |
| MW-7                    | 10/28/1993       |                            | <1.0                                 | <1.0       | <1.0         | <2.0        | <1.0       | <4.0      | <1.5        | NM             | NM          | NM   | NM                   | NM           | NM       | NM                     | NM           |
| MW-7                    | 4/27/1994        |                            | <1.0                                 | <1.0       | <1.0         | <2.0        | <1.0       | <4.0      | <1.5        | NM             | NM          | NM   | NM                   | NM           | NM       | NM                     | NM           |
| MW-7                    | 10/27/1994       |                            | <1.0                                 | <1.0       | <1.0         | <2.0        | <1.0       | <4.0      | <1.5        | NM             | NM          | NM   | NM                   | NM           | NM       | NM                     | NM           |
| MW-7                    | 4/4/1995         |                            | <1.0                                 | <1.0       | <1.0         | <2.0        | <1.0       | <4.0      | <1.6        | NM             | NM          | NM   | NM                   | NM           | NM       | NM                     | NM           |
| MW-7                    | 4/4/1995         | D                          | <1.0                                 | <1.0       | <1.0         | <2.0        | <1.0       | <4.0      | <1.5        | NM             | NM          | NM   | NM                   | NM           | NM       | NM                     | NM           |
| MW-7                    | 11/14/1995       |                            | <1.0                                 | <1.0       | <1.0         | <2.0        | <1.0       | <4.0      | NA          | NM             | NM          | NM   | NM                   | NM           | NM       | NM                     | NM           |
| MW-7                    | 4/22/1996        |                            | <1.0                                 | <1.0       | <1.0         | <2.0        | <1.0       | <4.0      | <2.4        | NM             | NM          | NM   | NM                   | NM           | NM       | NM                     | NM           |
| MW-7                    | 4/29/1997        |                            | <1.0                                 | <1.0       | <1.0         | <2.0        | <1.0       | <4.0      | <1.0        | NM             | NM          | NM   | NM                   | NM           | NM       | NM                     | NM           |
| MW-7                    | 11/5/1997        |                            | 2.8                                  | <1.0       | 2.8          | <2.0        | <1.0       | <4.0      | NA          | 1.20           | 050         | 7.3  | NM                   | 200          | 7.3      | NM                     | NM           |

**Table 5**  
**Groundwater Analytical Results - Terminal**  
Former Amoco Terminal  
Superior, Wisconsin

| Sample ID               | Sample Date      | Analytical Parameters      |                  |            |              |             |            |           |             | Bio-Parameters |             |           |                      |              |           |                        |              |
|-------------------------|------------------|----------------------------|------------------|------------|--------------|-------------|------------|-----------|-------------|----------------|-------------|-----------|----------------------|--------------|-----------|------------------------|--------------|
|                         |                  | Duplicate (D) or Split (S) | Benzene          | Toluene    | Ethylbenzene | Xylenes     | Total TMBs | MTBE      | Naphthalene | DO             | REDOX       | Temp      | Specific Conductance | Conductivity | pH        | Alkalinity (ppm CaCO3) | Soluble Iron |
|                         |                  |                            | µg/L             | µg/L       | µg/L         | µg/L        | µg/L       | µg/L      | µg/L        | ppm            | milli Volts | °C        | µs/cm                | µmhos/cm     | pH units  |                        | ppm          |
| <b>NR 140 ES --&gt;</b> |                  |                            | <b>5</b>         | <b>800</b> | <b>700</b>   | <b>2000</b> | <b>480</b> | <b>60</b> | <b>100</b>  | <b>--</b>      | <b>--</b>   | <b>--</b> | <b>--</b>            | <b>--</b>    | <b>--</b> |                        | <b>--</b>    |
| MW-7                    | 11/3/1998        |                            | <1.0             | <1.0       | <1.0         | <2.0        | <1.0       | <4.0      | NA          | 1.44           | NM          | 8.2       | NM                   | 288          | 6.95      | NM                     | NM           |
| MW-7                    | 3/3/1999         |                            | <1.0             | <1.0       | <1.0         | <2.0        | NA         | <4.0      | NA          | 0.60           | NM          | 5.1       | NM                   | NM           | NM        | NM                     | NM           |
| MW-7                    | 8/17/1999        |                            | <1.0             | 35         | <1.0         | <3.0        | NA         | <4.0      | NA          | NM             | NM          | NM        | NM                   | NM           | NM        | NM                     | NM           |
| MW-7                    | 4/26/2000        |                            | <0.15            | 8.17       | <0.5         | 0.631       | 0.748      | <0.3      | NA          | 2.80           | 062         | NM        | NM                   | NM           | NM        | NM                     | NM           |
| MW-7                    | 10/10/2000       |                            | <0.13            | 0.22       | <0.22        | <0.23       | <0.29      | <0.16     | <1.1        | 5.00           | 177         | NM        | NM                   | NM           | NM        | NM                     | 0.30         |
| MW-7                    | 4/24/2001        |                            | <0.13            | 13         | <0.22        | <0.23       | <0.29      | <0.16     | NA          | 8.00           | 147         | NM        | NM                   | NM           | NM        | NM                     | NM           |
| MW-7                    | 10/23/2001       |                            | <0.13            | <0.20      | <0.22        | <0.23       | <0.29      | <0.16     | NA          | 2.30           | 075         | NM        | NM                   | NM           | NM        | NM                     | NM           |
| MW-7                    | 10/23/2001       | D                          | <0.13            | <0.20      | <0.22        | <0.23       | <0.29      | <0.16     | NA          | NM             | NM          | NM        | NM                   | NM           | NM        | NM                     | NM           |
| MW-7                    | 4/23/2002        |                            | <0.13            | 0.26       | <0.22        | 0.46        | <0.29      | <0.16     | <1.1        | 0.89           | -003        | NM        | NM                   | NM           | NM        | NM                     | NM           |
| MW-7                    | 4/23/2002        | D                          | <0.13            | <0.20      | <0.22        | <0.23       | <0.29      | <0.16     | NA          | NM             | NM          | NM        | NM                   | NM           | NM        | NM                     | NM           |
| MW-7                    | 11/7/2002        |                            | 1.6              | <0.20      | <0.22        | 0.55        | <0.29      | <0.16     | <0.46       | NM             | NM          | NM        | NM                   | NM           | NM        | NM                     | NM           |
| <b>MW-7</b>             | <b>8/28/2003</b> |                            | <b>Abandoned</b> |            |              |             |            |           |             |                |             |           |                      |              |           |                        |              |
| MW-8                    | 3/23/1988        |                            | <1.0             | <1.0       | <1.0         | <1.0        | NA         | NA        | NA          | NM             | NM          | NM        | NM                   | NM           | NM        | NM                     | NM           |
| MW-8                    | 9/21/1988        |                            | <1.0             | <1.0       | <1.0         | <1.0        | NA         | NA        | NA          | NM             | NM          | NM        | NM                   | NM           | NM        | NM                     | NM           |
| MW-8                    | 4/27/1989        |                            | <2.0             | <2.0       | <2.0         | <4.0        | NA         | NA        | NA          | NM             | NM          | NM        | NM                   | NM           | NM        | NM                     | NM           |
| MW-8                    | 8/29/1990        |                            | <2.0             | <2.0       | <2.0         | <4.0        | NA         | NA        | NA          | NM             | NM          | NM        | NM                   | NM           | NM        | NM                     | NM           |
| MW-8                    | 1/31/1991        |                            | <1.0             | <1.0       | <1.0         | <2.0        | NA         | <20       | NA          | NM             | NM          | NM        | NM                   | NM           | NM        | NM                     | NM           |
| MW-8                    | 7/10/1991        |                            | <1.0             | <1.0       | <1.0         | <1.0        | NA         | <20       | NA          | NM             | NM          | NM        | NM                   | NM           | NM        | NM                     | NM           |
| MW-8                    | 1/8/1992         |                            | <1.0             | <1.0       | <1.0         | <1.0        | NA         | <20       | NA          | NM             | NM          | NM        | NM                   | NM           | NM        | NM                     | NM           |
| MW-8                    | 10/14/1992       |                            | <1.0             | <1.0       | <1.0         | <1.0        | NA         | <20       | NA          | NM             | NM          | NM        | NM                   | NM           | NM        | NM                     | NM           |
| MW-8                    | 6/25/1993        |                            | <1.0             | <1.0       | <1.0         | <2.0        | 3.5        | <4.0      | <1.6        | NM             | NM          | NM        | NM                   | NM           | NM        | NM                     | NM           |
| MW-8                    | 10/28/1993       |                            | <1.0             | <1.0       | <1.0         | <2.0        | <1.0       | <40       | <1.6        | NM             | NM          | NM        | NM                   | NM           | NM        | NM                     | NM           |
| MW-8                    | 4/27/1994        |                            | <1.0             | <1.0       | <1.0         | <2.0        | <1.0       | <4.0      | <1.5        | NM             | NM          | NM        | NM                   | NM           | NM        | NM                     | NM           |
| MW-8                    | 10/27/1994       |                            | <1.0             | <1.0       | <1.0         | <2.0        | <1.0       | <4.0      | <1.5        | NM             | NM          | NM        | NM                   | NM           | NM        | NM                     | NM           |
| MW-8                    | 4/4/1995         |                            | <1.0             | <1.0       | <1.0         | <2.0        | <1.0       | <4.0      | <1.6        | NM             | NM          | NM        | NM                   | NM           | NM        | NM                     | NM           |
| MW-8                    | 11/14/1995       |                            | <1.0             | 3.4        | 2.1          | 12          | 4.4        | <4.0      | NA          | NM             | NM          | NM        | NM                   | NM           | NM        | NM                     | NM           |
| MW-8                    | 4/22/1996        |                            | <1.0             | <1.0       | <1.0         | <2.0        | <1.0       | <4.0      | <0.24       | NM             | NM          | NM        | NM                   | NM           | NM        | NM                     | NM           |
| MW-8                    | 10/8/1996        |                            | <0.5             | <2         | <2           | <3          | <2.0       | <2        | NA          | NM             | NM          | NM        | NM                   | NM           | NM        | NM                     | NM           |
| MW-8                    | 4/29/1997        |                            | <1.0             | <1.0       | <1.0         | <2.0        | <1.0       | <4.0      | NA          | NM             | NM          | NM        | NM                   | NM           | NM        | NM                     | NM           |
| MW-8                    | 11/5/1997        |                            | <1.0             | <1.0       | <1.0         | <2.0        | <1.0       | <4.0      | NA          | 1.30           | 057         | 7.1       | NM                   | 800          | 7.19      | NM                     | NM           |
| MW-8                    | 11/3/1998        |                            | <1.0             | <1.0       | <1.0         | <2.0        | <1.0       | <4.0      | NA          | 2.98           | NM          | 7.7       | NM                   | 930          | NM        | NM                     | NM           |
| MW-8                    | 3/3/1999         |                            | <1.0             | <1.0       | <1.0         | <2.0        | NA         | <4.0      | NA          | 4.53           | NM          | 5.3       | NM                   | NM           | NM        | NM                     | NM           |
| MW-8                    | 8/17/1999        |                            | <1.0             | <1.0       | <1.0         | <3.0        | NA         | <4.0      | NA          | NM             | NM          | NM        | NM                   | NM           | NM        | NM                     | NM           |
| MW-8                    | 4/26/2000        |                            | <0.15            | <0.40      | <0.50        | <0.55       | <0.40      | <0.30     | NA          | 0.20           | 134         | NM        | NM                   | NM           | NM        | NM                     | NM           |
| MW-8                    | 10/10/2000       |                            | 0.29             | 0.72       | <0.22        | 0.34        | <0.29      | <0.16     | <1.1        | 1.20           | 132         | NM        | NM                   | NM           | NM        | NM                     | 0.30         |

**Table 5**  
**Groundwater Analytical Results - Terminal**  
Former Amoco Terminal  
Superior, Wisconsin

| Sample ID               | Sample Date      | Analytical Parameters      |                  |              |              |             |             |                |             | Bio-Parameters |             |      |                      |              |          |                        |              |
|-------------------------|------------------|----------------------------|------------------|--------------|--------------|-------------|-------------|----------------|-------------|----------------|-------------|------|----------------------|--------------|----------|------------------------|--------------|
|                         |                  | Duplicate (D) or Split (S) | Benzene          | Toluene      | Ethylbenzene | Xylenes     | Total TMBs  | MTBE           | Naphthalene | DO             | REDOX       | Temp | Specific Conductance | Conductivity | pH       | Alkalinity (ppm CaCO3) | Soluble Iron |
|                         |                  |                            | µg/L             | µg/L         | µg/L         | µg/L        | µg/L        | µg/L           | µg/L        | ppm            | milli Volts | °C   | µs/cm                | µmhos/cm     | pH units |                        | ppm          |
| <b>NR 140 ES --&gt;</b> |                  |                            | <b>5</b>         | <b>800</b>   | <b>700</b>   | <b>2000</b> | <b>480</b>  | <b>60</b>      | <b>100</b>  | --             | --          | --   | --                   | --           | --       |                        | --           |
| MW-8                    | 4/24/2001        |                            | <0.13            | <0.20        | <0.22        | <0.23       | <0.29       | <0.16          | NA          | 3.80           | 209         | NM   | NM                   | NM           | NM       | NM                     | NM           |
| MW-8                    | 10/23/2001       |                            | <0.13            | <0.20        | <0.22        | 0.28        | 0.41        | <0.16          | NA          | 3.70           | 097         | NM   | NM                   | NM           | NM       | NM                     | 0.10         |
| MW-8                    | 4/23/2002        |                            | <0.13            | <0.20        | <0.22        | 0.41        | <0.29       | <0.16          | <1.1        | 3.53           | 241         | NM   | NM                   | NM           | NM       | NM                     | 0.20         |
| MW-8                    | 11/7/2002        |                            | <0.13            | <0.20        | <0.22        | <0.23       | <0.29       | <0.16          | <0.46       | NM             | NM          | NM   | NM                   | NM           | NM       | NM                     | NM           |
| <b>MW-8</b>             | <b>8/18/2003</b> |                            | <b>Abandoned</b> |              |              |             |             |                |             |                |             |      |                      |              |          |                        |              |
| MW-9                    | 3/23/1988        |                            | <b>370</b>       | 170          | <b>14000</b> | 1500        | NA          | NA             | NA          | NM             | NM          | NM   | NM                   | NM           | NM       | NM                     | NM           |
| MW-9                    | 9/21/1988        |                            | <b>610</b>       | 44           | 290          | 1200        | NA          | NA             | NA          | NM             | NM          | NM   | NM                   | NM           | NM       | NM                     | NM           |
| MW-9                    | 4/27/1989        |                            | <b>2610</b>      | <b>1280</b>  | <b>1600</b>  | <b>3650</b> | NA          | NA             | NA          | NM             | NM          | NM   | NM                   | NM           | NM       | NM                     | NM           |
| MW-9                    | 8/29/1990        |                            | <b>13800</b>     | <b>14200</b> | <b>5710</b>  | 1910        | NA          | NA             | NA          | NM             | NM          | NM   | NM                   | NM           | NM       | NM                     | NM           |
| MW-9                    | 1/31/1991        |                            | <b>1240</b>      | 701          | <b>1300</b>  | <b>2230</b> | NA          | <b>1700</b>    | NA          | NM             | NM          | NM   | NM                   | NM           | NM       | NM                     | NM           |
| MW-9                    | 1/31/1991        | D                          | <50              | <50          | 670          | NA          | NA          | NA             | 86          | NM             | NM          | NM   | NM                   | NM           | NM       | NM                     | NM           |
| MW-9                    | 7/10/1991        |                            | <b>627</b>       | 255          | <b>794</b>   | 1130        | NA          | <b>750</b>     | NA          | NM             | NM          | NM   | NM                   | NM           | NM       | NM                     | NM           |
| MW-9                    | 1/8/1992         |                            | <b>961</b>       | 508          | <b>1090</b>  | 1950        | NA          | <b>1310</b>    | NA          | NM             | NM          | NM   | NM                   | NM           | NM       | NM                     | NM           |
| MW-9                    | 10/14/1992       |                            | <b>56</b>        | 222          | <b>738</b>   | 843         | NA          | 40             | NA          | NM             | NM          | NM   | NM                   | NM           | NM       | NM                     | NM           |
| MW-9                    | 3/3/1999         |                            | <b>&lt;100</b>   | <100         | 520          | 480         | NA          | <b>&lt;400</b> | NA          | 1.98           | NM          | 7.2  | NM                   | NM           | NM       | NM                     | NM           |
| MW-9                    | 8/17/1999        |                            | <b>99</b>        | 86           | <b>920</b>   | 760         | NA          | <40            | NA          | NM             | NM          | NM   | NM                   | NM           | NM       | NM                     | NM           |
| MW-9                    | 8/18/2000        |                            | <b>74</b>        | 31           | 530          | 400         | <b>860</b>  | <16            | <b>340</b>  | 0.70           | -057        | NM   | NM                   | NM           | NM       | NM                     | 6.00         |
| MW-9                    | 10/10/2000       |                            | <b>&lt;550</b>   | <40          | <91          | <1500       | <b>1600</b> | <32            | <220        | 2.40           | 173         | NM   | NM                   | NM           | NM       | NM                     | 3.00         |
| MW-9                    | 10/21/2003       |                            | <b>290</b>       | 54           | <b>830</b>   | 1100        | <b>1000</b> | <4.0           | NA          | 6.31           | 086         | NM   | NM                   | NM           | NM       | NM                     | NM           |
| MW-9                    | 4/20/2004        |                            | <b>320</b>       | 27           | 690          | 650         | <b>830</b>  | 22             | NA          | 2.21           | 191         | NM   | NM                   | NM           | NM       | NM                     | NM           |
| MW-9                    | 11/18/2004       |                            | <b>256</b>       | 14.6         | 542          | 585         | <b>627</b>  | <5.0           | <b>159</b>  | 1.00           | 44          | NM   | NM                   | NM           | NM       | NM                     | 0.00         |
| MW-9                    | 4/19/2005        |                            | <b>186</b>       | 2.2          | 241          | 42.6        | 216.1       | <1.0           | 81.3        | 1.3            | -10         | NM   | NM                   | NM           | NM       | NM                     | NM           |
| MW-9                    | 10/12/2005       |                            | <b>380</b>       | 31           | 570          | 287         | 440         | 9.9 J          | <b>170</b>  | 0.94           | -122        | NM   | NM                   | 920          | 7.61     | NM                     | 2.0          |
| MW-9                    | 5/23/2006        |                            | <b>307</b>       | 12.0         | 588          | 304         | 447         | <5.0           | <b>190</b>  | 1.1            | -118        | NM   | NM                   | 886          | 7.58     | NM                     | 1.0          |
| MW-9                    | 5/23/2006        | D                          | <b>339</b>       | <50.0        | 658          | <150        | <b>559</b>  | <50.0          | NA          | NM             | NM          | NM   | NM                   | NM           | NM       | NM                     | NM           |
| MW-9                    | 10/22/2006       |                            | <b>237</b>       | 12.5         | 442          | 204         | 292         | <10.0          | <b>149</b>  | 10.10          | -143.5      | NM   | NM                   | NM           | 6.9      | NM                     | 3.00         |
| MW-9                    | 4/29/2007        |                            | <b>319</b>       | 17.0         | 554          | 213         | 263         | <1.0           | <b>190</b>  | 0.38           | -132.3      | NM   | NM                   | NM           | 7.07     | NM                     | 5.00         |
| MW-9                    | 9/25/2007        |                            | <b>314</b>       | 13.7         | 443          | 256         | 313         | <5.0           | <b>167</b>  | 0.06           | -10.4       | NM   | NM                   | NM           | 7.01     | NM                     | 3.00         |
| MW-9                    | 5/7/2008         |                            | <b>314</b>       | 17.5         | 521          | 357         | 340         | <5.0           | <b>201</b>  | 2.45           | 8.2         | NM   | NM                   | NM           | 6.48     | NM                     | 5.00         |
| MW-9                    | 10/25/2008       |                            | <b>311</b>       | 17.9         | 487          | 301         | 330         | <5.0           | <b>169</b>  | 0.57           | -19.2       | NM   | NM                   | NM           | 7.05     | NM                     | 10.00        |
| MW-9                    | 10/27/2010       |                            | <b>239</b>       | 15.6         | 461          | 296         | 319         | <5.0           | <b>150</b>  | NM             | NM          | NM   | NM                   | NM           | NM       | NM                     | NM           |
| MW-9                    | 10/17/2011       |                            | <b>209</b>       | 13.0         | 358          | 225         | 260         | <1.0           | <b>118</b>  | 2.77           | -176        | 7.67 | NM                   | 1001         | 7.97     | NM                     | NM           |
| MW-9                    | 10/3/2012        |                            | <b>198</b>       | 14.0         | 376          | 294         | 325         | <5.0           | NA          | NM             | NM          | NM   | NM                   | NM           | NM       | NM                     | NM           |
| MW-10                   | 3/23/1988        |                            | <b>230</b>       | <1.0         | 90           | 40          | NA          | NA             | NA          | NM             | NM          | NM   | NM                   | NM           | NM       | NM                     | NM           |

**Table 5**  
**Groundwater Analytical Results - Terminal**  
Former Amoco Terminal  
Superior, Wisconsin

| Sample ID               | Sample Date | Analytical Parameters      |          |            |               |             |            |           |             | Bio-Parameters |             |      |                      |              |          |                        |              |
|-------------------------|-------------|----------------------------|----------|------------|---------------|-------------|------------|-----------|-------------|----------------|-------------|------|----------------------|--------------|----------|------------------------|--------------|
|                         |             | Duplicate (D) or Split (S) | Benzene  | Toluene    | Ethyl-benzene | Xylenes     | Total TMBs | MTBE      | Naphthalene | DO             | REDOX       | Temp | Specific Conductance | Conductivity | pH       | Alkalinity (ppm CaCO3) | Soluble Iron |
|                         |             |                            | µg/L     | µg/L       | µg/L          | µg/L        | µg/L       | µg/L      | µg/L        | ppm            | milli Volts | °C   | µs/cm                | µmhos/cm     | pH units |                        | ppm          |
| <b>NR 140 ES --&gt;</b> |             |                            | <b>5</b> | <b>800</b> | <b>700</b>    | <b>2000</b> | <b>480</b> | <b>60</b> | <b>100</b>  | --             | --          | --   | --                   | --           | --       |                        | --           |
| MW-10                   | 9/21/1988   |                            | 80       | 11         | 3.0           | 15          | NA         | NA        | NA          | NM             | NM          | NM   | NM                   | NM           | NM       | NM                     | NM           |
| MW-10                   | 4/27/1989   |                            | 260      | 42         | 18            | 45          | NA         | NA        | NA          | NM             | NM          | NM   | NM                   | NM           | NM       | NM                     | NM           |
| MW-10                   | 8/29/1990   |                            | 235      | 27         | 69            | 63          | NA         | NA        | NA          | NM             | NM          | NM   | NM                   | NM           | NM       | NM                     | NM           |
| MW-10                   | 1/31/1991   |                            | 69       | 7.0        | 15            | 17          | NA         | 30        | NA          | NM             | NM          | NM   | NM                   | NM           | NM       | NM                     | NM           |
| MW-10                   | 7/10/1991   |                            | 26       | 13         | 31            | 22          | NA         | 30        | NA          | NM             | NM          | NM   | NM                   | NM           | NM       | NM                     | NM           |
| MW-10                   | 1/8/1992    |                            | 3.0      | <1.0       | 17            | 11          | NA         | 30        | NA          | NM             | NM          | NM   | NM                   | NM           | NM       | NM                     | NM           |
| MW-10                   | 10/14/1992  |                            | 11       | 7.0        | 21            | 10          | NA         | <20       | NA          | NM             | NM          | NM   | NM                   | NM           | NM       | NM                     | NM           |
| MW-10                   | 3/3/1999    |                            | 110      | 7.9        | 35            | 25          | NA         | <4.0      | NA          | 3.32           | NM          | 7.5  | NM                   | NM           | NM       | NM                     | NM           |
| MW-10                   | 8/17/1999   |                            | 5.3      | 4.1        | 6             | 3           | NA         | <4.0      | NA          | NM             | NM          | NM   | NM                   | NM           | NM       | NM                     | NM           |
| MW-10                   | 8/18/2000   |                            | 48       | 12         | 49            | 43          | 36         | <0.8      | 18          | 2.40           | -096        | NM   | NM                   | NM           | NM       | NM                     | 10+          |
| MW-10                   | 10/10/2000  |                            | 140      | 31         | 120           | 130         | 103        | <1.6      | 76          | 2.10           | 106         | NM   | NM                   | NM           | NM       | NM                     | 10.00        |
| MW-10                   | 10/21/2003  |                            | 72       | 11         | 79            | 50          | 27         | <4.0      | NA          | 1.10           | -120        | NM   | NM                   | NM           | NM       | NM                     | NM           |
| MW-10                   | 4/20/2004   |                            | 400      | 46         | 210           | 150         | 149        | 21        | NA          | 2.40           | 056         | NM   | NM                   | NM           | NM       | NM                     | NM           |
| MW-10                   | 11/18/2004  |                            | 90.6     | 3.0        | 61.6          | 31.0        | 41.5       | <1.0      | 21.9        | 1.10           | -134        | NM   | NM                   | NM           | NM       | NM                     | 4.00         |
| MW-10                   | 4/19/2005   |                            | 7.6      | <1.0       | 2.9           | <3.0        | <1.0       | <1.0      | <1.0        | 1.2            | -040        | NM   | NM                   | NM           | NM       | NM                     | NM           |
| MW-10                   | 10/12/2005  |                            | 4.3      | <1.0       | 0.61 J        | <3.0        | <1.0       | <1.0      | 1.5         | 1.85           | -090        | NM   | NM                   | 996          | 7.66     | NM                     | +10          |
| MW-10                   | 10/12/2005  | D                          | 10       | 0.91 J     | 1.2           | <3.0        | <1.0       | <1.0      | 1.4         | NM             | NM          | NM   | NM                   | NM           | NM       | NM                     | NM           |
| MW-10                   | 5/23/2006   |                            | 6.7      | <1.0       | 3.7           | <3.0        | <1.0       | <1.0      | <1.0        | 1.9            | -087        | NM   | NM                   | 1015         | 7.60     | NM                     | +10          |
| MW-10                   | 5/23/2006   | D                          | 6.6      | <1.0       | 3.6           | <3.0        | <1.0       | <1.0      | NA          | NM             | NM          | NM   | NM                   | NM           | NM       | NM                     | NM           |
| MW-10                   | 10/22/2006  |                            | 12.1     | 0.73 J     | 8.5           | 3.2         | 1.3        | <1.0      | 1.2         | 6.80           | -98.2       | NM   | NM                   | NM           | 7.07     | NM                     | 10.00        |
| MW-10                   | 10/22/2006  | D                          | 12.2     | 0.76 J     | 8.9           | 3.0         | 1.5        | <1.0      | NA          | NM             | NM          | NM   | NM                   | NM           | NM       | NM                     | NM           |
| MW-10                   | 4/29/2007   |                            | 24.1     | <1.0       | 8.7           | <3.0        | <1.0       | <1.0      | <1.0        | 1.14           | -94.2       | NM   | NM                   | NM           | 7.18     | NM                     | 10.00        |
| MW-10                   | 4/29/2007   | D                          | 24.4     | <1.0       | 8.7           | <3.0        | <1.0       | <1.0      | <1.0        | NM             | NM          | NM   | NM                   | NM           | NM       | NM                     | NM           |
| MW-10                   | 10/1/2007   |                            | <1.0     | <1.0       | <1.0          | <3.0        | <1.0       | <1.0      | <1.0        | 0.25           | -23.6       | NM   | NM                   | NM           | 7.16     | NM                     | 5.00         |
| MW-10                   | 5/10/2008   |                            | <1.0     | <1.0       | 5.0           | <3.0        | <1.0       | <1.0      | <4.0        | 0.95           | -32.4       | NM   | NM                   | NM           | 6.52     | NM                     | NM           |
| MW-10                   | 5/10/2008   | D                          | <1.0     | <1.0       | 4.7           | <3.0        | <1.0       | <1.0      | NA          | NM             | NM          | NM   | NM                   | NM           | NM       | NM                     | NM           |
| MW-10                   | 10/28/2008  |                            | 4.0      | <1.0       | 4.2           | <3.0        | <1.0       | <1.0      | <4.0        | 0.86           | 0.86        | NM   | NM                   | NM           | 6.97     | NM                     | 4.00         |
| MW-10                   | 10/14/2009  |                            | 4.3      | <1.0       | 1.9           | <3.0        | <1.0       | <1.0      | <4.0        | 1.54           | -39         | NM   | NM                   | NM           | 7.21     | NM                     | NM           |
| MW-10                   | 10/27/2010  |                            | 1.1      | 1.6        | 1.8           | 3.0         | 1.0        | <1.0      | <4.0        | NM             | NM          | NM   | NM                   | NM           | NM       | NM                     | NM           |
| MW-10                   | 10/17/2011  |                            | 6.4      | <1.0       | 1.7           | <3.0        | <1.0       | <1.0      | <4.0        | 2.67           | -187        | 8.47 | NM                   | 895          | 7.99     | NM                     | NM           |
| MW-10                   | 10/3/2012   |                            | 9.3      | <1.0       | 1.0           | <3.0        | <1.0       | <1.0      | <4.0        | NM             | NM          | NM   | NM                   | NM           | NM       | NM                     | NM           |
| MW-10                   | 10/3/2012   | D                          | 9.0      | <1.0       | 1.1           | <3.0        | <1.0       | <1.0      | NA          | NM             | NM          | NM   | NM                   | NM           | NM       | NM                     | NM           |
| MW-10                   | 5/21/2014   |                            | <1.0     | <1.0       | 5.0           | <3.0        | 1.7        | <1.0      | <4.0        | NM             | NM          | NM   | NM                   | NM           | NM       | NM                     | NM           |
| MW-10                   | 5/21/2014   | D                          | <1.0     | <1.0       | 5.1           | <3.0        | <2.8       | <1.0      | <4.0        | NM             | NM          | NM   | NM                   | NM           | NM       | NM                     | NM           |
| MW-10                   | 5/4/2015    |                            | 22.2     | 0.72J      | 5.2           | 3.2         | <1.62      | 0.77J     | 1.3         | NM             | NM          | NM   | NM                   | NM           | NM       | NM                     | NM           |
| MW-10                   | 10/5/2016   |                            | 3.1      | <0.39      | 2.3           | 2.3J        | <0.84      | <0.48     | <0.42       | NM             | NM          | NM   | NM                   | NM           | NM       | NM                     | NM           |

**Table 5**  
**Groundwater Analytical Results - Terminal**  
Former Amoco Terminal  
Superior, Wisconsin

| Sample ID               | Sample Date  | Analytical Parameters      |                  |            |              |             |            |           |             | Bio-Parameters |             |      |                      |              |          |                        |              |
|-------------------------|--|----------------------------|------------------|------------|--------------|-------------|------------|-----------|-------------|----------------|-------------|------|----------------------|--------------|----------|------------------------|--------------|
|                         |  | Duplicate (D) or Split (S) | Benzene          | Toluene    | Ethylbenzene | Xylenes     | Total TMBs | MTBE      | Naphthalene | DO             | REDOX       | Temp | Specific Conductance | Conductivity | pH       | Alkalinity (ppm CaCO3) | Soluble Iron |
|                         |  |                            | µg/L             | µg/L       | µg/L         | µg/L        | µg/L       | µg/L      | µg/L        | ppm            | milli Volts | °C   | µs/cm                | µmhos/cm     | pH units |                        | ppm          |
| <b>NR 140 ES --&gt;</b> |  |                            | <b>5</b>         | <b>800</b> | <b>700</b>   | <b>2000</b> | <b>480</b> | <b>60</b> | <b>100</b>  | --             | --          | --   | --                   | --           | --       |                        | --           |
| MW-11                   | 3/23/1988  |                            | <b>70</b>        | <1.0       | 7.0          | <1.0        | NA         | NA        | NA          | NM             | NM          | NM   | NM                   | NM           | NM       | NM                     | NM           |
| MW-11                   | 9/21/1988  |                            | <1.0             | <1.0       | <1.0         | <1.0        | NA         | NA        | NA          | NM             | NM          | NM   | NM                   | NM           | NM       | NM                     | NM           |
| MW-11                   | 4/27/1989  |                            | <b>147</b>       | 19         | 18           | 19          | NA         | NA        | NA          | NM             | NM          | NM   | NM                   | NM           | NM       | NM                     | NM           |
| MW-11                   | 8/29/1990  |                            | <b>69</b>        | 3.0        | 24           | 9.0         | NA         | NA        | NA          | NM             | NM          | NM   | NM                   | NM           | NM       | NM                     | NM           |
| MW-11                   | 1/31/1991  |                            | <b>125</b>       | 14         | 40           | 12          | NA         | 20        | NA          | NM             | NM          | NM   | NM                   | NM           | NM       | NM                     | NM           |
| MW-11                   | 7/10/1991  |                            | <b>87</b>        | 10         | 20           | 9.0         | NA         | 30        | NA          | NM             | NM          | NM   | NM                   | NM           | NM       | NM                     | NM           |
| MW-11                   | 1/8/1992   |                            | <b>24</b>        | <1.0       | 3.0          | <1.0        | NA         | <20       | NA          | NM             | NM          | NM   | NM                   | NM           | NM       | NM                     | NM           |
| MW-11                   | 10/14/1992   |                            | <b>180</b>       | 10         | 100          | 6.0         | NA         | <20       | NA          | NM             | NM          | NM   | NM                   | NM           | NM       | NM                     | NM           |
| MW-11                   | 3/3/1999   |                            | <b>18</b>        | <1.0       | 4.5          | <2.0        | NA         | <4.0      | NA          | 4.50           | NM          | 7.2  | NM                   | NM           | NM       | NM                     | NM           |
| MW-11                   | 8/17/1999  |                            | 3.7              | <1.0       | 3.3          | <3.0        | NA         | <4.0      | NA          | NM             | NM          | NM   | NM                   | NM           | NM       | NM                     | NM           |
| MW-11                   | 8/18/2000  |                            | <b>16</b>        | 0.35       | 0.51         | 0.7         | 0.25       | <0.16     | <1.1        | 0.50           | 036         | NM   | NM                   | NM           | NM       | NM                     | 6.00         |
| MW-11                   | 10/10/2000   |                            | <b>73</b>        | 3.6        | 23           | 11          | 4.5        | <0.16     | 3.8         | 3.10           | 140         | NM   | NM                   | NM           | NM       | NM                     | 1.00         |
| <b>MW-11</b>            | <b>8/18/2003</b>   |                            | <b>Abandoned</b> |            |              |             |            |           |             |                |             |      |                      |              |          |                        |              |
| MW-12                   | 03/88 to 12/89 - No free product present in the well.                            |                            |                  |            |              |             |            |           |             |                |             |      |                      |              |          |                        |              |
| MW-12                   | 05/90 to present - The well was not sampled due to the presence of free product. |                            |                  |            |              |             |            |           |             |                |             |      |                      |              |          |                        |              |
| MW-13                   | 3/23/1988  |                            | <1.0             | <1.0       | <1.0         | 10          | NA         | NA        | NA          | NM             | NM          | NM   | NM                   | NM           | NM       | NM                     | NM           |
| MW-13                   | 9/21/1988  |                            | <1.0             | <1.0       | <1.0         | <1.0        | NA         | NA        | NA          | NM             | NM          | NM   | NM                   | NM           | NM       | NM                     | NM           |
| MW-13                   | 4/27/1989  |                            | <2.0             | <2.0       | <2.0         | <4.0        | NA         | NA        | NA          | NM             | NM          | NM   | NM                   | NM           | NM       | NM                     | NM           |
| MW-13                   | 8/29/1990  |                            | <2.0             | <2.0       | <2.0         | <4.0        | NA         | NA        | NA          | NM             | NM          | NM   | NM                   | NM           | NM       | NM                     | NM           |
| MW-13                   | 1/31/1991  |                            | <1.0             | <1.0       | <1.0         | <2.0        | NA         | <20       | NA          | NM             | NM          | NM   | NM                   | NM           | NM       | NM                     | NM           |
| MW-13                   | 7/10/1991  |                            | <1.0             | <1.0       | <1.0         | <1.0        | NA         | <20       | NA          | NM             | NM          | NM   | NM                   | NM           | NM       | NM                     | NM           |
| MW-13                   | 1/8/1992   |                            | <1.0             | <1.0       | <1.0         | <1.0        | NA         | <20       | NA          | NM             | NM          | NM   | NM                   | NM           | NM       | NM                     | NM           |
| MW-13                   | 10/14/1992   |                            | <1.0             | <1.0       | <1.0         | <1.0        | NA         | <20       | NA          | NM             | NM          | NM   | NM                   | NM           | NM       | NM                     | NM           |
| MW-13                   | 8/18/2000  |                            | 0.16             | 0.21       | <0.22        | <0.23       | <0.29      | <0.16     | <1.1        | 7.30           | 173         | NM   | NM                   | NM           | NM       | NM                     | 1.00         |
| <b>MW-13</b>            | <b>8/18/2003</b>   |                            | <b>Abandoned</b> |            |              |             |            |           |             |                |             |      |                      |              |          |                        |              |
| MW-14                   | 09/88 to 12/89 - No free product present in the well.                            |                            |                  |            |              |             |            |           |             |                |             |      |                      |              |          |                        |              |
| MW-14                   | 05/90 to present - The well was not sampled due to the presence of free product. |                            |                  |            |              |             |            |           |             |                |             |      |                      |              |          |                        |              |
| MW-15S                  | 9/21/1988  |                            | <b>18</b>        | 16         | 7.0          | 16          | NA         | NA        | NA          | NM             | NM          | NM   | NM                   | NM           | NM       | NM                     | NM           |
| MW-15S                  | 4/27/1989  |                            | <b>36</b>        | 2.0        | 5.0          | 6.0         | NA         | NA        | NA          | NM             | NM          | NM   | NM                   | NM           | NM       | NM                     | NM           |
| MW-15S                  | 8/29/1990  |                            | 4.0              | <2.0       | <2.0         | <4.0        | NA         | NA        | NA          | NM             | NM          | NM   | NM                   | NM           | NM       | NM                     | NM           |
| MW-15S                  | 1/31/1991  |                            | 2.0              | 3.0        | <1.0         | 2.0         | NA         | <20       | NA          | NM             | NM          | NM   | NM                   | NM           | NM       | NM                     | NM           |

**Table 5**  
**Groundwater Analytical Results - Terminal**  
Former Amoco Terminal  
Superior, Wisconsin

| Sample ID               | Sample Date | Analytical Parameters      |            |            |               |             |            |           |             | Bio-Parameters |             |      |                      |              |          |                        |              |
|-------------------------|-------------|----------------------------|------------|------------|---------------|-------------|------------|-----------|-------------|----------------|-------------|------|----------------------|--------------|----------|------------------------|--------------|
|                         |             | Duplicate (D) or Split (S) | Benzene    | Toluene    | Ethyl-benzene | Xylenes     | Total TMBs | MTBE      | Naphthalene | DO             | REDOX       | Temp | Specific Conductance | Conductivity | pH       | Alkalinity (ppm CaCO3) | Soluble Iron |
|                         |             |                            | µg/L       | µg/L       | µg/L          | µg/L        | µg/L       | µg/L      | µg/L        | ppm            | milli Volts | °C   | µs/cm                | µmhos/cm     | pH units |                        | ppm          |
| <b>NR 140 ES --&gt;</b> |             |                            | <b>5</b>   | <b>800</b> | <b>700</b>    | <b>2000</b> | <b>480</b> | <b>60</b> | <b>100</b>  | --             | --          | --   | --                   | --           | --       |                        | --           |
| MW-15S                  | 1/31/1991   | D                          | 1.9        | 1.8        | <1.0          | NA          | NA         | NA        | <1.5        | NM             | NM          | NM   | NM                   | NM           | NM       | NM                     | NM           |
| MW-15S                  | 7/10/1991   |                            | <1.0       | <1.0       | <1.0          | <1.0        | NA         | <20       | NA          | NM             | NM          | NM   | NM                   | NM           | NM       | NM                     | NM           |
| MW-15S                  | 7/10/1991   | D                          | <1.0       | <1.0       | <1.0          | <1.0        | NA         | NA        | <1.5        | NM             | NM          | NM   | NM                   | NM           | NM       | NM                     | NM           |
| MW-15S                  | 1/8/1992    |                            | <1.0       | <1.0       | <1.0          | <1.0        | NA         | <20       | NA          | NM             | NM          | NM   | NM                   | NM           | NM       | NM                     | NM           |
| MW-15S                  | 1/8/1992    | D                          | <1.0       | <1.0       | <1.0          | <2.0        | NA         | NA        | <1.5        | NM             | NM          | NM   | NM                   | NM           | NM       | NM                     | NM           |
| MW-15S                  | 10/14/1992  |                            | 1.0        | 2.0        | <1.0          | <1.0        | NA         | <20       | NA          | NM             | NM          | NM   | NM                   | NM           | NM       | NM                     | NM           |
| MW-15S                  | 10/14/1992  | D                          | 1.4        | <1.0       | <1.0          | <2.0        | <1.0       | <4.0      | NA          | NM             | NM          | NM   | NM                   | NM           | NM       | NM                     | NM           |
| MW-15S                  | 6/25/1993   |                            | 3.3        | 2.1        | <1.0          | 2.4         | 5.1        | <4.0      | <1.6        | NM             | NM          | NM   | NM                   | NM           | NM       | NM                     | NM           |
| MW-15S                  | 10/28/1993  |                            | 1.4        | <1.0       | <1.0          | <2.0        | 4.0        | <4.0      | <1.5        | NM             | NM          | NM   | NM                   | NM           | NM       | NM                     | NM           |
| MW-15S                  | 4/27/1994   |                            | <1.0       | <1.0       | <1.0          | <2.0        | <1.0       | <4.0      | <1.5        | NM             | NM          | NM   | NM                   | NM           | NM       | NM                     | NM           |
| MW-15S                  | 10/27/1994  |                            | 1.4        | <1.0       | <1.0          | <2.0        | <1.0       | <4.0      | <1.5        | NM             | NM          | NM   | NM                   | NM           | NM       | NM                     | NM           |
| MW-15S                  | 4/5/1995    |                            | <1.0       | <1.0       | <1.0          | <2.0        | <1.0       | <4.0      | <1.5        | NM             | NM          | NM   | NM                   | NM           | NM       | NM                     | NM           |
| MW-15S                  | 11/14/1995  |                            | 3.1        | 1.4        | 1.7           | <2.0        | 1.2        | <4.0      | NA          | NM             | NM          | NM   | NM                   | NM           | NM       | NM                     | NM           |
| MW-15S                  | 04/22/1996  |                            | 1.6        | <1.0       | <1.0          | <2.0        | <1.0       | <4.0      | <0.26       | NM             | NM          | NM   | NM                   | NM           | NM       | NM                     | NM           |
| MW-15S                  | 10/8/1996   |                            | 1          | <2         | <2            | <3          | <2.0       | 2         | NA          | NM             | NM          | NM   | NM                   | NM           | NM       | NM                     | NM           |
| MW-15S                  | 4/29/1997   |                            | <b>7.6</b> | 1.8        | 1.5           | 12          | 3.5        | <4.0      | <1.0        | NM             | NM          | NM   | NM                   | NM           | NM       | NM                     | NM           |
| MW-15S                  | 11/5/1997   |                            | 1.1        | <1.0       | <1.0          | <2.0        | 1.3        | <4.0      | NA          | 1.30           | 027         | 7.3  | NM                   | 800          | 7.58     | NM                     | NM           |
| MW-15S                  | 11/3/1998   |                            | <b>12</b>  | 3          | 3.2           | <2.0        | <1.0       | 13        | NA          | 0.88           | NM          | 7.7  | NM                   | 937          | NM       | NM                     | NM           |
| MW-15S                  | 3/3/1999    |                            | <b>7.4</b> | <1.0       | 1.6           | <2.0        | NA         | <4.0      | NA          | 2.80           | NM          | 5.8  | NM                   | NM           | NM       | NM                     | NM           |
| MW-15S                  | 8/17/1999   |                            | <b>6.5</b> | 2.6        | 3             | <3.0        | NA         | <4.0      | NA          | NM             | NM          | NM   | NM                   | NM           | NM       | NM                     | NM           |
| MW-15S                  | 4/26/2000   |                            | <0.15      | <0.40      | <0.50         | <0.55       | <0.40      | <0.30     | NA          | 0.20           | 080         | NM   | NM                   | NM           | NM       | NM                     | NM           |
| MW-15S                  | 10/10/2000  |                            | <b>5.7</b> | 0.52       | 8.3           | 2.7         | 22.6       | <0.16     | 1.7         | 0.10           | 028         | NM   | NM                   | NM           | NM       | NM                     | 6.00         |
| MW-15S                  | 10/23/2001  |                            | 3.1        | <0.20      | 1.2           | 0.30        | 0.35       | <0.16     | NA          | 1.00           | -002        | NM   | NM                   | NM           | NM       | NM                     | 1.50         |
| MW-15S                  | 4/23/2002   |                            | 0.73       | <0.20      | <0.22         | 0.72        | 0.49       | <0.16     | <1.1        | 2.75           | 174         | NM   | NM                   | NM           | NM       | NM                     | 0.30         |
| MW-15S                  | 1/7/2002    |                            | 1.6        | <0.20      | <0.22         | 0.55        | <0.29      | <0.16     | <0.46       | NM             | NM          | NM   | NM                   | NM           | NM       | NM                     | NM           |
| MW-15S                  | 4/15/2003   |                            | 3.2        | <1.0       | <1.0          | <3.0        | <1.0       | <4.0      | NA          | 0.30           | 066         | NM   | NM                   | NM           | NM       | NM                     | 0.73         |
| MW-15S                  | 10/21/2003  |                            | <b>33</b>  | 3.1        | 25            | <3.0        | <1.0       | <4.0      | NA          | 1.80           | 056         | NM   | NM                   | NM           | NM       | NM                     | NM           |
| MW-15S                  | 4/20/2004   |                            | <b>14</b>  | <1.0       | 7.9           | <3.0        | <1.0       | <4.0      | NA          | 1.63           | 121         | NM   | NM                   | NM           | NM       | NM                     | NM           |
| MW-15S                  | 11/18/2004  |                            | 1.7        | <1.0       | 1.5           | <3.0        | <1.0       | <1.0      | <1.0        | 1.30           | 097         | NM   | NM                   | NM           | NM       | NM                     | 0.10         |
| MW-15S                  | 4/19/2005   |                            | <1.0       | <1.0       | <1.0          | <3.0        | <1.0       | <1.0      | <1.0        | 1.5            | 50          | NM   | NM                   | NM           | NM       | NM                     | NM           |
| MW-15S                  | 10/12/2005  |                            | 1.4        | <1.0       | <1.0          | <3.0        | <1.0       | <1.0      | <1.0        | NM             | NM          | NM   | NM                   | NM           | NM       | NM                     | NM           |
| MW-15S                  | 5/23/2006   |                            | <1.0       | <1.0       | <1.0          | <3.0        | <1.0       | <1.0      | <1.0        | NM             | NM          | NM   | NM                   | NM           | NM       | NM                     | NM           |
| MW-15S                  | 10/23/2006  |                            | <1.0       | <1.0       | <1.0          | <3.0        | <1.0       | <1.0      | <1.0        | NM             | NM          | NM   | NM                   | NM           | NM       | NM                     | NM           |
| MW-15S                  | 4/29/2007   |                            | <1.0       | <1.0       | <1.0          | <3.0        | <1.0       | <1.0      | <1.0        | NM             | NM          | NM   | NM                   | NM           | NM       | NM                     | NM           |
| MW-15S                  | 9/29/2007   |                            | <1.0       | <1.0       | <1.0          | <3.0        | <1.0       | <1.0      | <1.0        | NM             | NM          | NM   | NM                   | NM           | NM       | NM                     | NM           |
| MW-15S                  | 5/7/2008    |                            | <1.0       | <1.0       | <1.0          | <3.0        | <1.0       | <1.0      | <4.0        | NM             | NM          | NM   | NM                   | NM           | NM       | NM                     | NM           |

**Table 5**  
**Groundwater Analytical Results - Terminal**  
Former Amoco Terminal  
Superior, Wisconsin

| Sample ID               | Sample Date | Analytical Parameters      |             |            |              |             |            |           |             | Bio-Parameters |       |             |                      |              |          |                        |              |
|-------------------------|-------------|----------------------------|-------------|------------|--------------|-------------|------------|-----------|-------------|----------------|-------|-------------|----------------------|--------------|----------|------------------------|--------------|
|                         |             | Duplicate (D) or Split (S) | Benzene     | Toluene    | Ethylbenzene | Xylenes     | Total TMBs | MTBE      | Naphthalene | DO             | REDOX | Temp        | Specific Conductance | Conductivity | pH       | Alkalinity (ppm CaCO3) | Soluble Iron |
|                         |             |                            | µg/L        | µg/L       | µg/L         | µg/L        | µg/L       | µg/L      | µg/L        | µg/L           | ppm   | milli Volts | °C                   | µs/cm        | µmhos/cm | pH units               |              |
| <b>NR 140 ES --&gt;</b> |             |                            | <b>5</b>    | <b>800</b> | <b>700</b>   | <b>2000</b> | <b>480</b> | <b>60</b> | <b>100</b>  | --             | --    | --          | --                   | --           | --       | --                     |              |
| MW-15S                  | 10/25/2008  |                            | <1.0        | <1.0       | <1.0         | <3.0        | <1.0       | <1.0      | <4.0        | NM             | NM    | NM          | NM                   | NM           | NM       | NM                     | NM           |
| MW-15S                  | 4/20/2009   |                            | <1.0        | <1.0       | <1.0         | <3.0        | <1.0       | <1.0      | NA          | NM             | NM    | NM          | NM                   | NM           | NM       | NM                     | NM           |
| MW-15S                  | 10/15/2009  |                            | <1.0        | <1.0       | <1.0         | <3.0        | <1.0       | <1.0      | NA          | NM             | NM    | NM          | NM                   | NM           | NM       | NM                     | NM           |
| MW-15S                  | 10/27/2010  |                            | <1.0        | <1.0       | <1.0         | <3.0        | <1.0       | <1.0      | NA          | NM             | NM    | NM          | NM                   | NM           | NM       | NM                     | NM           |
| MW-15S                  | 10/17/2011  |                            | <1.0        | <1.0       | <1.0         | <3.0        | <1.0       | <1.0      | NA          | 3.34           | -254  | 7.89        | NM                   | 1001         | 7.97     | NM                     | NM           |
| MW-15S                  | 10/3/2012   |                            | <b>16.7</b> | 1.1        | 22.5         | 3.4         | 5.4        | <1.0      | NA          | NM             | NM    | NM          | NM                   | NM           | NM       | NM                     | NM           |
| MW-15D                  | 7/21/1994   |                            | <1.0        | <1.0       | <1.0         | <2.0        | NA         | NA        | <1.5        | NM             | NM    | NM          | NM                   | NM           | NM       | NM                     | NM           |
| MW-15D                  | 10/28/1994  |                            | <1.0        | <1.0       | <1.0         | <2.0        | <1.0       | <4.0      | <1.6        | NM             | NM    | NM          | NM                   | NM           | NM       | NM                     | NM           |
| MW-15D                  | 4/6/1995    |                            | <1.0        | <1.0       | <1.0         | <2.0        | <1.0       | <4.0      | <1.5        | NM             | NM    | NM          | NM                   | NM           | NM       | NM                     | NM           |
| MW-15D                  | 11/14/1995  |                            | <1.0        | <1.0       | <1.0         | <2.0        | <1.0       | <4.0      | NA          | NM             | NM    | NM          | NM                   | NM           | NM       | NM                     | NM           |
| MW-15D                  | 4/22/1996   |                            | <1.0        | <1.0       | <1.0         | <2.0        | <1.0       | <4.0      | <1.2        | NM             | NM    | NM          | NM                   | NM           | NM       | NM                     | NM           |
| MW-15D                  | 10/8/1996   |                            | <0.5        | <2         | <2           | <3          | <2.0       | <2        | NA          | NM             | NM    | NM          | NM                   | NM           | NM       | NM                     | NM           |
| MW-15D                  | 4/29/1997   |                            | <1.0        | <1.0       | <1.0         | <2.0        | <1.0       | <4.0      | <1.0        | NM             | NM    | NM          | NM                   | NM           | NM       | NM                     | NM           |
| MW-15D                  | 11/5/1997   |                            | <1.0        | <1.0       | <1.0         | <2.0        | <1.0       | <4.0      | NA          | 1.00           | 045   | 7           | NM                   | 900          | 7.04     | NM                     | NM           |
| MW-15D                  | 11/3/1998   |                            | <1.0        | <1.0       | <1.0         | <2.0        | <1.0       | <4.0      | NA          | 0.17           | NM    | 7.3         | NM                   | 890          | NM       | NM                     | NM           |
| MW-15D                  | 3/3/1999    |                            | <1.0        | <1.0       | <1.0         | <2.0        | NA         | <4.0      | NA          | 3.79           | NM    | 6           | NM                   | NM           | NM       | NM                     | NM           |
| MW-15D                  | 8/17/1999   |                            | <1.0        | <1.0       | <1.0         | <3.0        | NA         | <4.0      | NA          | NM             | NM    | NM          | NM                   | NM           | NM       | NM                     | NM           |
| MW-15D                  | 4/26/2000   |                            | <0.15       | <0.40      | <0.50        | <0.55       | <0.40      | <0.3      | NA          | 0.10           | -014  | NM          | NM                   | NM           | NM       | NM                     | NM           |
| MW-15D                  | 10/10/2000  |                            | 0.13        | <0.20      | <0.22        | 0.58        | <0.29      | <0.16     | <1.1        | 0.20           | 132   | NM          | NM                   | NM           | NM       | NM                     | 8.00         |
| MW-15D                  | 10/23/2001  |                            | <0.13       | <0.20      | <0.22        | <0.23       | <0.29      | <0.16     | NA          | 1.20           | -120  | NM          | NM                   | NM           | NM       | NM                     | 3.00         |
| MW-15D                  | 4/23/2002   |                            | 2.60        | 0.45       | 0.48         | 1.10        | 0.55       | <0.16     | 2.1         | 1.35           | -012  | NM          | NM                   | NM           | NM       | NM                     | 3.00         |
| MW-15D                  | 1/7/2002    |                            | 0.31        | <0.20      | <0.22        | 0.58        | <0.29      | <0.16     | <0.46       | NM             | NM    | NM          | NM                   | NM           | NM       | NM                     | NM           |
| MW-15D                  | 4/15/2003   |                            | <b>9.6</b>  | 1.5        | 1.4          | <3.0        | <1.0       | <4.0      | NA          | 0.20           | -046  | NM          | NM                   | NM           | NM       | NM                     | 0.80         |
| MW-15D                  | 10/21/2003  |                            | <1.0        | <1.0       | <1.0         | <3.0        | <1.0       | <4.0      | NA          | 0.70           | -046  | NM          | NM                   | NM           | NM       | NM                     | NM           |
| MW-15D                  | 4/20/2004   |                            | <1.0        | <1.0       | <1.0         | <3.0        | <1.0       | <4.0      | NA          | 1.50           | 064   | NM          | NM                   | NM           | NM       | NM                     | NM           |
| MW-15D                  | 11/18/2004  |                            | <b>7.1</b>  | 0.57 J     | <1.0         | <3.0        | <1.0       | <1.0      | <1.0        | 2.00           | -103  | NM          | NM                   | NM           | NM       | NM                     | 0.60         |
| MW-15D                  | 4/19/2005   |                            | <1.0        | <1.0       | <1.0         | <3.0        | <1.0       | <1.0      | <1.0        | 1.8            | -80   | NM          | NM                   | NM           | NM       | NM                     | NM           |
| MW-15D                  | 10/12/2005  |                            | <1.0        | <1.0       | <1.0         | <3.0        | <1.0       | <1.0      | <1.0        | NM             | NM    | NM          | NM                   | NM           | NM       | NM                     | NM           |
| MW-15D                  | 5/23/2006   |                            | <1.0        | <1.0       | <1.0         | <3.0        | <1.0       | <1.0      | <1.0        | NM             | NM    | NM          | NM                   | NM           | NM       | NM                     | NM           |
| MW-15D                  | 10/23/2006  |                            | <1.0        | <1.0       | <1.0         | <3.0        | <1.0       | <1.0      | <1.0        | NM             | NM    | NM          | NM                   | NM           | NM       | NM                     | NM           |
| MW-15D                  | 4/29/2007   |                            | <1.0        | <1.0       | <1.0         | <3.0        | <1.0       | <1.0      | <1.0        | NM             | NM    | NM          | NM                   | NM           | NM       | NM                     | NM           |
| MW-15D                  | 9/29/2007   |                            | <1.0        | <1.0       | <1.0         | <3.0        | <1.0       | <1.0      | <1.0        | NM             | NM    | NM          | NM                   | NM           | NM       | NM                     | NM           |
| MW-15D                  | 5/7/2008    |                            | <1.0        | <1.0       | <1.0         | <3.0        | <1.0       | <1.0      | <4.0        | NM             | NM    | NM          | NM                   | NM           | NM       | NM                     | NM           |
| MW-15D                  | 10/25/2008  |                            | <1.0        | <1.0       | <1.0         | <3.0        | <1.0       | <1.0      | <4.0        | NM             | NM    | NM          | NM                   | NM           | NM       | NM                     | NM           |
| MW-15D                  | 4/20/2009   |                            | <1.0        | <1.0       | <1.0         | <3.0        | <1.0       | <1.0      | NA          | NM             | NM    | NM          | NM                   | NM           | NM       | NM                     | NM           |

**Table 5**  
**Groundwater Analytical Results - Terminal**  
Former Amoco Terminal  
Superior, Wisconsin

| Sample ID               | Sample Date  | Analytical Parameters      |                  |             |               |             |            |            |             | Bio-Parameters |             |      |                      |              |          |                        |              |
|-------------------------|--|----------------------------|------------------|-------------|---------------|-------------|------------|------------|-------------|----------------|-------------|------|----------------------|--------------|----------|------------------------|--------------|
|                         |  | Duplicate (D) or Split (S) | Benzene          | Toluene     | Ethyl-benzene | Xylenes     | Total TMBs | MTBE       | Naphthalene | DO             | REDOX       | Temp | Specific Conductance | Conductivity | pH       | Alkalinity (ppm CaCO3) | Soluble Iron |
|                         |  |                            | µg/L             | µg/L        | µg/L          | µg/L        | µg/L       | µg/L       | µg/L        | ppm            | milli Volts | °C   | µs/cm                | µmhos/cm     | pH units |                        | ppm          |
| <b>NR 140 ES --&gt;</b> |  |                            | <b>5</b>         | <b>800</b>  | <b>700</b>    | <b>2000</b> | <b>480</b> | <b>60</b>  | <b>100</b>  | --             | --          | --   | --                   | --           |          |                        |              |
| MW-15D                  | 10/14/2009   |                            | <1.0             | <1.0        | <1.0          | <3.0        | <1.0       | <1.0       | NA          | NM             | NM          | NM   | NM                   | NM           | NM       | NM                     |              |
| MW-15D                  | 10/27/2010   |                            | <b>25.1</b>      | 2.5         | 2.6           | 4.2         | <1.0       | <1.0       | NA          | NM             | NM          | NM   | NM                   | NM           | NM       | NM                     |              |
| MW-15D                  | 10/17/2011   |                            | <1.0             | <1.0        | <1.0          | <3.0        | <1.0       | <1.0       | NA          | 2.62           | -223        | 7.8  | NM                   | 822          | 8.38     | NM                     |              |
| MW-15D                  | 10/3/2012  |                            | <1.0             | <1.0        | <1.0          | <3.0        | <1.0       | <1.0       | NA          | NM             | NM          | NM   | NM                   | NM           | NM       | NM                     |              |
| MW-15D                  | 10/3/2012  | D                          | <1.0             | <1.0        | <1.0          | <3.0        | <1.0       | <1.0       | NA          | NM             | NM          | NM   | NM                   | NM           | NM       | NM                     |              |
| MW-16                   | 9/21/1988  |                            | <b>770</b>       | <b>3400</b> | <b>710</b>    | <b>2800</b> | NA         | NA         | NA          | NM             | NM          | NM   | NM                   | NM           | NM       | NM                     |              |
| MW-16                   | 4/27/1989  |                            | <b>1540</b>      | <b>2380</b> | 358           | <b>3410</b> | NA         | NA         | NA          | NM             | NM          | NM   | NM                   | NM           | NM       | NM                     |              |
| MW-16                   | 7/11/1989  |                            | NS               | NS          | NS            | NS          | NS         | NS         | NS          | NM             | NM          | NM   | NM                   | NM           | NM       | NM                     |              |
| MW-16                   | 8/29/1990  |                            | <b>195</b>       | <b>2340</b> | 360           | <b>3130</b> | NA         | NA         | NA          | NM             | NM          | NM   | NM                   | NM           | NM       | NM                     |              |
| MW-16                   | 8/29/1990  | D                          | <b>1000</b>      | <b>3400</b> | 660           | <b>3500</b> | NA         | <100       | 45          | NM             | NM          | NM   | NM                   | NM           | NM       | NM                     |              |
| MW-16                   | 1/31/1991  |                            | <b>169</b>       | <b>2869</b> | 599           | <b>3410</b> | NA         | <b>510</b> | NA          | NM             | NM          | NM   | NM                   | NM           | NM       | NM                     |              |
| MW-16                   | 1/31/1991  | D                          | <b>1200</b>      | <b>4200</b> | 670           | NA          | NA         | NA         | <b>120</b>  | NM             | NM          | NM   | NM                   | NM           | NM       | NM                     |              |
| MW-16                   | 7/10/1991  |                            | <b>689</b>       | <b>4260</b> | <b>817</b>    | <b>3800</b> | NA         | <b>550</b> | NA          | NM             | NM          | NM   | NM                   | NM           | NM       | NM                     |              |
| MW-16                   | 7/10/1991  | D                          | <b>360</b>       | <b>3200</b> | 660           | <b>2800</b> | NA         | NA         | <7.5        | NM             | NM          | NM   | NM                   | NM           | NM       | NM                     |              |
| MW-16                   | 08/91 to present - The well was not sampled due to the presence of free product. |                            |                  |             |               |             |            |            |             |                |             |      |                      |              |          |                        |              |
| P-17DD                  | 9/13/2011  |                            | <2.0             | <2.0        | <2.0          | <6.0        | <2.0       | <2.0       | <8.0        | NM             | NM          | NM   | NM                   | NM           | NM       | NM                     |              |
| MW-18                   | 9/21/1988  |                            | <b>55</b>        | <1.0        | 1             | 9           | NA         | NA         | NA          | NM             | NM          | NM   | NM                   | NM           | NM       | NM                     |              |
| MW-18                   | 4/27/1989  |                            | <b>641</b>       | 27          | 7.0           | 31          | NA         | NA         | NA          | NM             | NM          | NM   | NM                   | NM           | NM       | NM                     |              |
| MW-18                   | 8/29/1990  |                            | <b>308</b>       | 11          | 10            | 17          | NA         | NA         | NA          | NM             | NM          | NM   | NM                   | NM           | NM       | NM                     |              |
| MW-18                   | 1/31/1991  |                            | <b>166</b>       | 13          | <1.0          | 15          | NA         | <b>80</b>  | NA          | NM             | NM          | NM   | NM                   | NM           | NM       | NM                     |              |
| MW-18                   | 7/10/1991  |                            | <1.0             | <1.0        | <1.0          | <1.0        | NA         | <20        | NA          | NM             | NM          | NM   | NM                   | NM           | NM       | NM                     |              |
| MW-18                   | 1/8/1992   |                            | <b>57</b>        | 3.0         | <1.0          | <1.0        | NA         | <20        | NA          | NM             | NM          | NM   | NM                   | NM           | NM       | NM                     |              |
| MW-18                   | 10/14/1992   |                            | <1.0             | <1.0        | <1.0          | <1.0        | NA         | <20        | NA          | NM             | NM          | NM   | NM                   | NM           | NM       | NM                     |              |
| MW-18                   | 8/18/2000  |                            | 0.62             | <0.20       | <0.22         | <0.23       | <0.29      | <0.16      | <1.1        | 4.50           | 190         | NM   | NM                   | NM           | NM       | 1.00                   |              |
| <b>MW-18</b>            | <b>8/18/2003</b>   |                            | <b>Abandoned</b> |             |               |             |            |            |             |                |             |      |                      |              |          |                        |              |
| MW-19                   | 7/11/1989  |                            | 3.0              | <2.0        | 9.0           | 9.0         | NA         | NA         | NA          | NM             | NM          | NM   | NM                   | NM           | NM       | NM                     |              |
| MW-19                   | 8/29/1990  |                            | <2.0             | <2.0        | 9.0           | 36          | NA         | NA         | NA          | NM             | NM          | NM   | NM                   | NM           | NM       | NM                     |              |
| MW-19                   | 8/29/1990  | D                          | 2.3              | <1.0        | 6.3           | 35          | NA         | <1.0       | 23          | NM             | NM          | NM   | NM                   | NM           | NM       | NM                     |              |
| MW-19                   | 1/31/1991  |                            | <1.0             | <1.0        | 3.0           | 3.0         | NA         | <20        | NA          | NM             | NM          | NM   | NM                   | NM           | NM       | NM                     |              |
| MW-19                   | 7/10/1991  |                            | 1.0              | 1.0         | 7.0           | 28          | NA         | <20        | NA          | NM             | NM          | NM   | NM                   | NM           | NM       | NM                     |              |
| MW-19                   | 7/10/1991  | D                          | 2.2              | <1.0        | 8.8           | 22          | NA         | NA         | 33          | NM             | NM          | NM   | NM                   | NM           | NM       | NM                     |              |
| MW-19                   | 1/8/1992   |                            | 2.0              | <1.0        | 7.0           | 56          | NA         | <20        | NA          | NM             | NM          | NM   | NM                   | NM           | NM       | NM                     |              |



**Table 5**  
**Groundwater Analytical Results - Terminal**  
Former Amoco Terminal  
Superior, Wisconsin

| Sample ID               | Sample Date       | Duplicate (D) or Split (S) | Analytical Parameters   |            |              |             |            |           |             | Bio-Parameters |           |             |                      |              |           |                        |              |           |
|-------------------------|-------------------|----------------------------|---|------------|--------------|-------------|------------|-----------|-------------|----------------|-----------|-------------|----------------------|--------------|-----------|------------------------|--------------|-----------|
|                         |                   |                            | Benzene   | Toluene    | Ethylbenzene | Xylenes     | Total TMBs | MTBE      | Naphthalene | DO             | REDOX     | Temp        | Specific Conductance | Conductivity | pH        | Alkalinity (ppm CaCO3) | Soluble Iron |           |
|                         |                   |                            | µg/L  | µg/L       | µg/L         | µg/L        | µg/L       | µg/L      | µg/L        | µg/L           | ppm       | milli Volts | °C                   | µs/cm        | µmhos/cm  | pH units               |              | ppm       |
| <b>NR 140 ES --&gt;</b> |                   |                            | <b>5</b>  | <b>800</b> | <b>700</b>   | <b>2000</b> | <b>480</b> | <b>60</b> | <b>100</b>  | <b>--</b>      | <b>--</b> | <b>--</b>   | <b>--</b>            | <b>--</b>    | <b>--</b> | <b>--</b>              | <b>--</b>    | <b>--</b> |
| MW-19                   | 1/8/1992          | D                          | 2.4   | <2.0       | 9.4          | 51          | NA         | NA        | 37          | NM             | NM        | NM          | NM                   | NM           | NM        | NM                     | NM           | NM        |
| MW-19                   | 10/14/1992        |                            | 1.0   | 1          | 2.0          | 25          | NA         | <20       | NA          | NM             | NM        | NM          | NM                   | NM           | NM        | NM                     | NM           | NM        |
| MW-19                   | 10/14/1992        | D                          | 1.8   | <1.0       | 3.2          | 32          | 60         | <4.0      | NA          | NM             | NM        | NM          | NM                   | NM           | NM        | NM                     | NM           | NM        |
| MW-19                   | 6/25/1993         |                            | 2.0   | <1.0       | 4.5          | 48          | 90         | <4.0      | 18          | NM             | NM        | NM          | NM                   | NM           | NM        | NM                     | NM           | NM        |
| MW-19                   | 10/28/1993        |                            | 1.9   | <1.0       | 2.1          | 31          | 66         | <4.0      | 27          | NM             | NM        | NM          | NM                   | NM           | NM        | NM                     | NM           | NM        |
| MW-19                   | 4/27/1994         |                            | 1.6   | <1.0       | 1.8          | 19          | 45.7       | <4.0      | 23          | NM             | NM        | NM          | NM                   | NM           | NM        | NM                     | NM           | NM        |
| MW-19                   | 10/28/1994        |                            | 2.2   | <1.0       | 1.7          | 43          | 105        | <4.0      | 33          | NM             | NM        | NM          | NM                   | NM           | NM        | NM                     | NM           | NM        |
| MW-19                   | 4/4/1995          |                            | 2.6   | 2.1        | 6.8          | 59          | 136        | 4.3       | 30          | NM             | NM        | NM          | NM                   | NM           | NM        | NM                     | NM           | NM        |
| MW-19                   | 11/14/1995        |                            | 2.8   | <1.0       | 2.5          | 62          | 158        | <4.0      | NA          | NM             | NM        | NM          | NM                   | NM           | NM        | NM                     | NM           | NM        |
| MW-19                   | 4/22/1996         |                            | 1.9   | <1.0       | 2.3          | 63          | 172        | <4.0      | 36          | NM             | NM        | NM          | NM                   | NM           | NM        | NM                     | NM           | NM        |
| MW-19                   | 10/8/1996         |                            | 2   | <2         | 2            | 61          | 147        | 3         | NA          | NM             | NM        | NM          | NM                   | NM           | NM        | NM                     | NM           | NM        |
| MW-19                   | 4/29/1997         |                            | 2.3   | <1.0       | 3.2          | 59          | 114        | <4.0      | 44          | NM             | NM        | NM          | NM                   | NM           | NM        | NM                     | NM           | NM        |
| MW-19                   | 11/5/1997         |                            | 1.2   | <1.0       | <1.0         | 5           | 27         | 12        | NA          | 0.50           | 021       | 7.4         | NM                   | 1009         | 7.34      | NM                     | NM           |           |
| MW-19                   | 11/5/1998         |                            | <5.0  | <5.0       | <5.0         | 19          | 199        | <20       | NA          | 3.23           | NM        | 7.3         | NM                   | 1200         | 6.84      | NM                     | NM           |           |
| MW-19                   | 3/3/1999          |                            | 2.2   | <1.0       | 2.1          | 29          | NA         | <4.0      | NA          | 3.70           | NM        | 7.2         | NM                   | NM           | NM        | NM                     | NM           |           |
| MW-19                   | 8/17/1999         |                            | 3.3   | 2.5        | <1.0         | 8.3         | NA         | <4.0      | NA          | NM             | NM        | NM          | NM                   | NM           | NM        | NM                     | NM           |           |
| MW-19                   | 4/26/2000         |                            | 0.871   | <2.0       | <2.50        | 6.2         | 122        | <1.50     | NA          | 0.70           | -073      | NM          | NM                   | NM           | NM        | NM                     | NM           |           |
| MW-19                   | 10/10/2000        |                            | 3.6   | <2.0       | <2.2         | 9.5         | 137        | <1.6      | <b>100</b>  | 0.50           | 032       | NM          | NM                   | NM           | NM        | NM                     | NM           |           |
| MW-19                   | 4/24/2001         |                            | 2.2   | 1.3        | 2.0          | 8.5         | 135        | 3.0       | 76          | 1.70           | 170       | NM          | NM                   | NM           | NM        | NM                     | NM           |           |
| MW-19                   | 10/23/2001        |                            | 1.1   | 0.27       | 0.94         | 3.8         | 92         | <0.32     | NA          | 1.70           | -118      | NM          | NM                   | NM           | NM        | NM                     | NM           |           |
| MW-19                   | 4/23/2002         |                            | 0.23  | <0.20      | <0.22        | 0.32        | 5.5        | 0.29      | 3.3         | 1.02           | -023      | NM          | NM                   | NM           | NM        | NM                     | NM           |           |
| MW-19                   | 11/8/2002         |                            | 1.3   | <0.20      | 0.69         | 2.2         | 133        | 1.4       | 59          | NM             | NM        | NM          | NM                   | NM           | NM        | NM                     | NM           |           |
| MW-19                   | 4/15/2003         |                            | 1.0   | <1.0       | <1.0         | <3.0        | 94         | <4.0      | NA          | 1.30           | 000       | NM          | NM                   | NM           | NM        | NM                     | NM           |           |
| <b>MW-19</b>            | <b>10/21/2003</b> |                            | <b>Abandoned - replaced (as MW-19 again) per city request due to new road construction.</b>     |            |              |             |            |           |             |                |           |             |                      |              |           |                        |              |           |
| MW-19                   | 10/21/2003        |                            | <b>6.7</b>  | <1.0       | 2.5          | 14          | 95         | <4.0      | NA          | 5.31           | 014       | NM          | NM                   | NM           | NM        | NM                     | NM           |           |
| MW-19                   | 4/20/2004         |                            | 4.6   | <1.0       | 3.9          | <3.0        | 29         | <4.0      | NA          | 2.06           | 119       | NM          | NM                   | NM           | NM        | NM                     | NM           |           |
| MW-19                   | 11/17/2004        |                            | 1.8   | <1.0       | 1.1          | 19.9        | 235.3      | <1.0      | 12.2        | 1.50           | -6.3      | NM          | NM                   | NM           | NM        | NM                     | 2.00         |           |
| MW-19                   | 11/17/2004        | D                          | 0.84 J  | <1.0       | <1.0         | 19.6        | 217.9      | <4.0      | NA          | NM             | NM        | NM          | NM                   | NM           | NM        | NM                     | NM           |           |
| MW-19                   | 4/19/2005         |                            | <1.0  | <1.0       | <1.0         | 13.1        | 254.1      | <1.0      | 7.6         | 1.0            | 8         | NM          | NM                   | NM           | NM        | NM                     | NM           |           |
| MW-19                   | 4/19/2005         | D                          | 1.2   | <1.0       | <1.0         | 11.5        | 242.0      | <1.0      | NA          | NM             | NM        | NM          | NM                   | NM           | NM        | NM                     | NM           |           |
| <b>MW-19</b>            | <b>9/7/2005</b>   |                            | <b>Abandoned - replaced with MW-19R per city request due to retention pond re-construction.</b> |            |              |             |            |           |             |                |           |             |                      |              |           |                        |              |           |
| MW-19R                  | 10/12/2005        |                            | <b>320</b>  | 12         | 150          | 148.9       | 248        | 3.0       | <b>270</b>  | 1.40           | -114      | NM          | NM                   | 1182         | 7.36      | NM                     | +10          |           |
| MW-19R                  | 10/12/2005        | D                          | <b>320</b>  | 13         | 150          | 148.4       | 236        | 2.0 J     | <b>260</b>  | NM             | NM        | NM          | NM                   | NM           | NM        | NM                     | NM           |           |
| MW-19R                  | 05/23/06          |                            | No sample collected due to presence of product  |            |              |             |            |           |             |                |           |             |                      |              |           |                        |              |           |
| MW-19R                  | 10/16/06          |                            | No sample collected due to presence of product  |            |              |             |            |           |             |                |           |             |                      |              |           |                        |              |           |

**Table 5**  
**Groundwater Analytical Results - Terminal**  
Former Amoco Terminal  
Superior, Wisconsin

| Sample ID               | Sample Date      | Analytical Parameters      |  |            |               |             |            |           | Bio-Parameters |      |             |      |                      |              |          | Alkalinity (ppm CaCO3) | Soluble Iron |  |
|-------------------------|------------------|----------------------------|--|------------|---------------|-------------|------------|-----------|----------------|------|-------------|------|----------------------|--------------|----------|------------------------|--------------|--|
|                         |                  | Duplicate (D) or Split (S) | Benzene  | Toluene    | Ethyl-benzene | Xylenes     | Total TMBs | MTBE      | Naphthalene    | DO   | REDOX       | Temp | Specific Conductance | Conductivity | pH       |                        |              |  |
|                         |                  |                            | µg/L   | µg/L       | µg/L          | µg/L        | µg/L       | µg/L      | µg/L           | ppm  | milli Volts | °C   | µs/cm                | µmhos/cm     | pH units |                        | ppm          |  |
| <b>NR 140 ES --&gt;</b> |                  |                            | <b>5</b>                                       | <b>800</b> | <b>700</b>    | <b>2000</b> | <b>480</b> | <b>60</b> | <b>100</b>     | --   | --          | --   | --                   | --           | --       |                        | --           |  |
| MW-19R                  | 04/23/07         |                            | No sample collected due to presence of product |            |               |             |            |           |                |      |             |      |                      |              |          |                        |              |  |
| MW-19R                  | 09/25/07         |                            | No sample collected due to presence of product |            |               |             |            |           |                |      |             |      |                      |              |          |                        |              |  |
| MW-19R                  | 05/01/08         |                            | No sample collected due to presence of product |            |               |             |            |           |                |      |             |      |                      |              |          |                        |              |  |
| MW-19R                  | 10/20/08         |                            | No sample collected due to presence of product |            |               |             |            |           |                |      |             |      |                      |              |          |                        |              |  |
| <b>MW-19R</b>           | <b>10/08/13</b>  |                            | <b>Abandoned</b>                               |            |               |             |            |           |                |      |             |      |                      |              |          |                        |              |  |
| MW-20                   | 7/11/1989        |                            | <2.0   | <2.0       | <2.0          | <4.0        | NA         | NA        | NA             | NM   | NM          | NM   | NM                   | NM           | NM       | NM                     | NM           |  |
| MW-20                   | 8/29/1990        |                            | <2.0   | <2.0       | <2.0          | <4.0        | NA         | NA        | NA             | NM   | NM          | NM   | NM                   | NM           | NM       | NM                     | NM           |  |
| MW-20                   | 1/31/1991        |                            | <1.0   | <1.0       | <1.0          | <2.0        | NA         | <20       | NA             | NM   | NM          | NM   | NM                   | NM           | NM       | NM                     | NM           |  |
| MW-20                   | 7/10/1991        |                            | <1.0   | <1.0       | <1.0          | <1.0        | NA         | <20       | NA             | NM   | NM          | NM   | NM                   | NM           | NM       | NM                     | NM           |  |
| MW-20                   | 1/8/1992         |                            | <1.0   | <1.0       | <1.0          | <1.0        | NA         | <20       | NA             | NM   | NM          | NM   | NM                   | NM           | NM       | NM                     | NM           |  |
| MW-20                   | 10/14/1992       |                            | <1.0   | <1.0       | <1.0          | <1.0        | NA         | <20       | NA             | NM   | NM          | NM   | NM                   | NM           | NM       | NM                     | NM           |  |
| MW-20                   | 6/25/1993        |                            | 1.4  | 2.1        | 1.8           | 5.8         | 5.5        | <4.0      | <1.6           | NM   | NM          | NM   | NM                   | NM           | NM       | NM                     | NM           |  |
| MW-20                   | 10/28/1993       |                            | <1.0   | <1.0       | <1.0          | <2.0        | <1.0       | <4.0      | <1.5           | NM   | NM          | NM   | NM                   | NM           | NM       | NM                     | NM           |  |
| MW-20                   | 4/27/1994        |                            | <1.0   | <1.0       | <1.0          | <2.0        | <1.0       | <4.0      | <1.5           | NM   | NM          | NM   | NM                   | NM           | NM       | NM                     | NM           |  |
| MW-20                   | 10/28/1994       |                            | <1.0   | <1.0       | <1.0          | <2.0        | <1.0       | <4.0      | <1.5           | NM   | NM          | NM   | NM                   | NM           | NM       | NM                     | NM           |  |
| MW-20                   | 4/4/1995         |                            | <1.0   | <1.0       | 1.2           | <2.0        | <1.0       | <4.0      | <1.8           | NM   | NM          | NM   | NM                   | NM           | NM       | NM                     | NM           |  |
| MW-20                   | 11/14/1995       |                            | <1.0   | <1.0       | <1.0          | <2.0        | 2.1        | <4.0      | NA             | NM   | NM          | NM   | NM                   | NM           | NM       | NM                     | NM           |  |
| MW-20                   | 4/22/1996        |                            | <1.0   | <1.0       | <1.0          | <2.0        | <1.0       | <4.0      | <0.24          | NM   | NM          | NM   | NM                   | NM           | NM       | NM                     | NM           |  |
| MW-20                   | 10/8/1996        |                            | 0.6  | <2         | <2            | <3          | 2          | <2        | NA             | NM   | NM          | NM   | NM                   | NM           | NM       | NM                     | NM           |  |
| MW-20                   | 4/29/1997        |                            | <1.0   | <1.0       | 1.2           | <2.0        | 1.2        | 6.5       | <1.0           | NM   | NM          | NM   | NM                   | NM           | NM       | NM                     | NM           |  |
| MW-20                   | 11/5/1997        |                            | <1.0   | <1.0       | 1.4           | <2.0        | 3          | <4.0      | NA             | 0.90 | -007        | 7.9  | NM                   | 762          | 7.36     | NM                     | NM           |  |
| MW-20                   | 11/5/1998        |                            | <5.0   | <5.0       | <5.0          | <10         | <5.0       | <20       | NA             | 0.53 | NM          | 8    | NM                   | 900          | 6.86     | NM                     | NM           |  |
| MW-20                   | 3/3/1999         |                            | <1.0   | <1.0       | <1.0          | <2.0        | NA         | <4.0      | NA             | 2.86 | NM          | 7.3  | NM                   | NM           | NM       | NM                     | NM           |  |
| MW-20                   | 8/17/1999        |                            | <1.0   | 1.3        | 5.8           | <3.0        | NA         | <4.0      | NA             | NM   | NM          | NM   | NM                   | NM           | NM       | NM                     | NM           |  |
| MW-20                   | 4/26/2000        |                            | 0.520  | <0.40      | 4.92          | 1.630       | 5.61       | <0.30     | NA             | 0.20 | -024        | NM   | NM                   | NM           | NM       | NM                     | NM           |  |
| MW-20                   | 10/10/2000       |                            | 0.72   | 0.25       | 6.5           | 2.50        | 7.1        | <0.16     | 17             | 0.50 | 030         | NM   | NM                   | NM           | NM       | NM                     | 10.00        |  |
| <b>MW-20</b>            | <b>8/18/2003</b> |                            | <b>Abandoned</b>                               |            |               |             |            |           |                |      |             |      |                      |              |          |                        |              |  |
| MW-21                   | 7/11/1989        |                            | <b>1970</b>                                    | 31         | 27            | 50          | NA         | NA        | NA             | NM   | NM          | NM   | NM                   | NM           | NM       | NM                     | NM           |  |
| MW-21                   | 8/29/1990        |                            | <b>45</b>                                      | <2.0       | <2.0          | 7.0         | NA         | NA        | NA             | NM   | NM          | NM   | NM                   | NM           | NM       | NM                     | NM           |  |
| MW-21                   | 1/31/1991        |                            | <b>750</b>                                     | 3.0        | <1.0          | 5.0         | NA         | <20       | NA             | NM   | NM          | NM   | NM                   | NM           | NM       | NM                     | NM           |  |
| MW-21                   | 7/10/1991        |                            | <b>85</b>                                      | 1.0        | <1.0          | 3.0         | NA         | <20       | NA             | NM   | NM          | NM   | NM                   | NM           | NM       | NM                     | NM           |  |
| MW-21                   | 1/8/1992         |                            | <b>1570</b>                                    | 37         | 34            | 78          | NA         | 50        | NA             | NM   | NM          | NM   | NM                   | NM           | NM       | NM                     | NM           |  |
| MW-21                   | 8/18/2000        |                            | <b>74</b>                                      | <0.20      | <0.22         | 0.82        | <0.29      | <0.16     | <1.1           | 5.60 | 207         | NM   | NM                   | NM           | NM       | NM                     | <1.0         |  |
| MW-21                   | 4/20/2004        |                            | <1.0   | <1.0       | <1.0          | <3.0        | <1.0       | <4.0      | NA             | 6.36 | 167         | NM   | NM                   | NM           | NM       | NM                     | NM           |  |

**Table 5**  
**Groundwater Analytical Results - Terminal**  
Former Amoco Terminal  
Superior, Wisconsin

| Sample ID               | Sample Date      | Analytical Parameters      |   |            |               |             |            |           |             | Bio-Parameters |             |      |                      |              |          |                        |              |
|-------------------------|------------------|----------------------------|---|------------|---------------|-------------|------------|-----------|-------------|----------------|-------------|------|----------------------|--------------|----------|------------------------|--------------|
|                         |                  | Duplicate (D) or Split (S) | Benzene   | Toluene    | Ethyl-benzene | Xylenes     | Total TMBs | MTBE      | Naphthalene | DO             | REDOX       | Temp | Specific Conductance | Conductivity | pH       | Alkalinity (ppm CaCO3) | Soluble Iron |
|                         |                  |                            | µg/L  | µg/L       | µg/L          | µg/L        | µg/L       | µg/L      | µg/L        | ppm            | milli Volts | °C   | µs/cm                | µmhos/cm     | pH units |                        | ppm          |
| <b>NR 140 ES --&gt;</b> |                  |                            | <b>5</b>  | <b>800</b> | <b>700</b>    | <b>2000</b> | <b>480</b> | <b>60</b> | <b>100</b>  | --             | --          | --   | --                   | --           | --       | --                     |              |
| MW-21                   | 11/16/2004       |                            | <b>Well Damaged</b>   |            |               |             |            |           |             |                |             |      |                      |              |          |                        |              |
| MW-21                   | 4/19/2005        |                            | 1.8   | <1.0       | <1.0          | <3.0        | <1.0       | <1.0      | NA          | 0.8            | -72         | NM   | NM                   | NM           | NM       | NM                     |              |
| MW-21                   | 10/12/2005       |                            | <b>40</b>   | 1.1        | 2.0           | 2.7         | <1.0       | <1.0      | NA          | NM             | NM          | NM   | NM                   | NM           | NM       | NM                     |              |
| MW-21                   | 5/23/2006        |                            | <b>2840</b>   | 82.1       | 181           | 161         | 40.6       | <1.0      | NA          | NM             | NM          | NM   | NM                   | NM           | NM       | NM                     |              |
| MW-21                   | 10/22/2006       |                            | <b>1300</b>   | 20.7       | 40.9          | 40.4        | 2.01 J     | <1.0      | NA          | NM             | NM          | NM   | NM                   | NM           | NM       | NM                     |              |
| MW-21                   | 4/29/2007        |                            | <b>59.3</b>   | <1.0       | <1.0          | <3.0        | <1.0       | <4.0      | NA          | NM             | NM          | NM   | NM                   | NM           | NM       | NM                     |              |
| MW-21                   | 6/26/2007        |                            | <b>Abandoned</b>  |            |               |             |            |           |             |                |             |      |                      |              |          |                        |              |
| MW-22                   | 06/89 to present |                            | The well was not sampled due to the presence of free product. |            |               |             |            |           |             |                |             |      |                      |              |          |                        |              |
| MW-23                   | 06/89 to present |                            | The well was not sampled due to the presence of free product. |            |               |             |            |           |             |                |             |      |                      |              |          |                        |              |
| MW-24                   | 06/89 to present |                            | The well was not sampled due to the presence of free product. |            |               |             |            |           |             |                |             |      |                      |              |          |                        |              |
| MW-25                   | 06/89 to present |                            | The well was not sampled due to the presence of free product. |            |               |             |            |           |             |                |             |      |                      |              |          |                        |              |
| MW-26                   | 06/89 to present |                            | The well was not sampled due to the presence of free product. |            |               |             |            |           |             |                |             |      |                      |              |          |                        |              |
| MW-27                   | 06/89 to present |                            | The well was not sampled due to the presence of free product. |            |               |             |            |           |             |                |             |      |                      |              |          |                        |              |
| MW-28                   | 7/11/1989        |                            | <2.0  | <2.0       | <2.0          | <4.0        | NA         | NA        | NA          | NM             | NM          | NM   | NM                   | NM           | NM       | NM                     |              |
| MW-28                   | 8/29/1990        |                            | <2.0  | <2.0       | <2.0          | <4.0        | NA         | NA        | NA          | NM             | NM          | NM   | NM                   | NM           | NM       | NM                     |              |
| MW-28                   | 8/29/1990        | D                          | <1.0  | <1.0       | <1.0          | <1.0        | NA         | <1.0      | <1.5        | NM             | NM          | NM   | NM                   | NM           | NM       | NM                     |              |
| MW-28                   | 7/10/1991        |                            | <1.0  | <1.0       | <1.0          | <1.0        | NA         | <20       | NA          | NM             | NM          | NM   | NM                   | NM           | NM       | NM                     |              |
| MW-28                   | 1/8/1992         |                            | <1.0  | <1.0       | <1.0          | <1.0        | NA         | <20       | NA          | NM             | NM          | NM   | NM                   | NM           | NM       | NM                     |              |
| MW-28                   | 10/14/1992       |                            | <1.0  | <1.0       | <1.0          | <1.0        | NA         | <20       | NA          | NM             | NM          | NM   | NM                   | NM           | NM       | NM                     |              |
| MW-28                   | 6/25/1993        |                            | <1.0  | <1.0       | <1.0          | <2.0        | <1.0       | <4.0      | <1.6        | NM             | NM          | NM   | NM                   | NM           | NM       | NM                     |              |
| MW-28                   | 10/28/1993       |                            | <1.0  | <1.0       | <1.0          | <2.0        | <1.0       | <4.0      | <1.5        | NM             | NM          | NM   | NM                   | NM           | NM       | NM                     |              |
| MW-28                   | 4/27/1994        |                            | <1.0  | <1.0       | <1.0          | <2.0        | <1.0       | <4.0      | <1.5        | NM             | NM          | NM   | NM                   | NM           | NM       | NM                     |              |
| MW-28                   | 10/28/1994       |                            | <1.0  | <1.0       | <1.0          | <2.0        | <1.0       | <4.0      | <1.5        | NM             | NM          | NM   | NM                   | NM           | NM       | NM                     |              |
| MW-28                   | 4/5/1995         |                            | <1.0  | <1.0       | <1.0          | <2.0        | <1.0       | <4.0      | <1.6        | NM             | NM          | NM   | NM                   | NM           | NM       | NM                     |              |
| MW-28                   | 11/15/1995       |                            | <1.0  | <1.0       | <1.0          | <2.0        | <1.0       | <4.0      | NA          | NM             | NM          | NM   | NM                   | NM           | NM       | NM                     |              |
| MW-28                   | 4/22/1996        |                            | <1.0  | <1.0       | <1.0          | <2.0        | <1.0       | <4.0      | <0.26       | NM             | NM          | NM   | NM                   | NM           | NM       | NM                     |              |
| MW-28                   | 10/8/1996        |                            | 4   | 33         | 18            | 75          | 33         | <2        | NA          | NM             | NM          | NM   | NM                   | NM           | NM       | NM                     |              |
| MW-28                   | 4/29/1997        |                            | <1.0  | <1.0       | <1.0          | <2.0        | <1.0       | <4.0      | <1.0        | NM             | NM          | NM   | NM                   | NM           | NM       | NM                     |              |
| MW-28                   | 11/5/1997        |                            | <1.0  | <1.0       | <1.0          | <2.0        | <1.0       | <4.0      | NA          | 0.80           | 043         | 6.9  | NM                   | 111          | 7.44     | NM                     |              |

**Table 5**  
**Groundwater Analytical Results - Terminal**  
Former Amoco Terminal  
Superior, Wisconsin

| Sample ID               | Sample Date | Analytical Parameters      |             |            |              |             |            |            |             | Bio-Parameters |             |      |                      |              |          |                        |              |
|-------------------------|-------------|----------------------------|-------------|------------|--------------|-------------|------------|------------|-------------|----------------|-------------|------|----------------------|--------------|----------|------------------------|--------------|
|                         |             | Duplicate (D) or Split (S) | Benzene     | Toluene    | Ethylbenzene | Xylenes     | Total TMBs | MTBE       | Naphthalene | DO             | REDOX       | Temp | Specific Conductance | Conductivity | pH       | Alkalinity (ppm CaCO3) | Soluble Iron |
|                         |             |                            | µg/L        | µg/L       | µg/L         | µg/L        | µg/L       | µg/L       | µg/L        | ppm            | milli Volts | °C   | µs/cm                | µmhos/cm     | pH units |                        | ppm          |
| <b>NR 140 ES --&gt;</b> |             |                            | <b>5</b>    | <b>800</b> | <b>700</b>   | <b>2000</b> | <b>480</b> | <b>60</b>  | <b>100</b>  | --             | --          | --   | --                   | --           | --       |                        | --           |
| MW-28                   | 11/3/1998   |                            | <1.0        | <1.0       | <1.0         | <2.0        | <1.0       | <4.0       | NA          | 0.62           | NM          | 8.3  | NM                   | 1290         | NM       | NM                     | NM           |
| MW-28                   | 3/3/1999    |                            | <1.0        | <1.0       | <1.0         | <2.0        | NA         | <4.0       | NA          | 2.51           | NM          | 8.1  | NM                   | NM           | NM       | NM                     | NM           |
| MW-28                   | 8/17/1999   |                            | <1.0        | <1.0       | <1.0         | <3.0        | NA         | <4.0       | NA          | NM             | NM          | NM   | NM                   | NM           | NM       | NM                     | NM           |
| MW-28                   | 4/26/2000   |                            | <0.15       | <0.40      | <0.50        | <0.55       | <0.40      | <0.30      | NA          | 0.30           | 083         | NM   | NM                   | NM           | NM       | NM                     | NM           |
| MW-28                   | 10/10/2000  |                            | <0.13       | <0.20      | <0.22        | <0.23       | <0.29      | <0.13      | <1.1        | 0.60           | 253         | NM   | NM                   | NM           | NM       | NM                     | 0.40         |
| MW-28                   | 4/24/2001   |                            | <0.13       | <0.20      | <0.22        | <0.23       | <0.29      | <0.16      | NA          | 0.90           | 213         | NM   | NM                   | NM           | NM       | NM                     | NM           |
| MW-28                   | 10/23/2001  |                            | <0.13       | <0.20      | <0.22        | <0.23       | <0.29      | <0.16      | NA          | 1.50           | -006        | NM   | NM                   | NM           | NM       | NM                     | 0.20         |
| MW-28                   | 4/23/2002   |                            | <0.13       | <0.20      | <0.22        | <0.23       | <0.29      | <0.16      | <1.1        | 2.67           | 136         | NM   | NM                   | NM           | NM       | NM                     | 0.30         |
| MW-28                   | 11/6/2002   |                            | <0.13       | <0.20      | <0.22        | <0.23       | <0.29      | <0.16      | <0.46       | NM             | NM          | NM   | NM                   | NM           | NM       | NM                     | NM           |
| MW-28                   | 4/15/2003   |                            | <1.0        | <1.0       | <1.0         | <3.0        | <1.0       | <4.0       | NA          | 1.30           | 177         | NM   | NM                   | NM           | NM       | NM                     | 0.13         |
| MW-28                   | 10/21/2003  |                            | <1.0        | <1.0       | <1.0         | <3.0        | <1.0       | <4.0       | NA          | 1.70           | 105         | NM   | NM                   | NM           | NM       | NM                     | NM           |
| MW-28                   | 4/20/2004   |                            | <1.0        | <1.0       | <1.0         | <3.0        | 1.1        | <4.0       | NA          | 3.31           | 270         | NM   | NM                   | NM           | NM       | NM                     | NM           |
| MW-28                   | 11/17/2004  |                            | <1.0        | <1.0       | <1.0         | <3.0        | <1.0       | <4.0       | NA          | 2.70           | 107         | NM   | NM                   | NM           | NM       | NM                     | 0.10         |
| MW-28                   | 4/19/2005   |                            | <1.0        | <1.0       | <1.0         | <3.0        | <1.0       | <1.0       | NA          | 2.1            | 50          | NM   | NM                   | NM           | NM       | NM                     | NM           |
| MW-28                   | 10/12/2005  |                            | <1.0        | <1.0       | <1.0         | <3.0        | <1.0       | <1.0       | NA          | 1.8            | -122        | NM   | NM                   | 1174         | 7.78     | NM                     | 0.2          |
| MW-28                   | 5/23/2006   |                            | <1.0        | <1.0       | <1.0         | <3.0        | <1.0       | <1.0       | NA          | 2.1            | -100        | NM   | NM                   | 1098         | 7.72     | NM                     | 0.2          |
| MW-28                   | 10/22/2006  |                            | <1.0        | <1.0       | <1.0         | <3.0        | <1.0       | <1.0       | NA          | 9.9            | 118         | NM   | NM                   | NM           | 7.22     | NM                     | 0.0          |
| MW-28                   | 4/29/2007   |                            | <1.0        | <1.0       | <1.0         | <3.0        | <1.0       | <4.0       | NA          | 1.59           | 95.2        | NM   | NM                   | NM           | 7.13     | NM                     | 1.0          |
| MW-28                   | 9/29/2007   |                            | <1.0        | <1.0       | <1.0         | <3.0        | <1.0       | <1.0       | NA          | 0.55           | 51.6        | NM   | NM                   | NM           | 7.42     | NM                     | 1.0          |
| MW-28                   | 5/7/2008    |                            | <1.0        | <1.0       | <1.0         | <3.0        | <1.0       | <1.0       | NA          | 2.06           | 235.9       | NM   | NM                   | NM           | 6.86     | NM                     | 1.0          |
| MW-28                   | 10/25/2008  |                            | <1.0        | <1.0       | <1.0         | <3.0        | <1.0       | <1.0       | NA          | 3.22           | 153.3       | NM   | NM                   | NM           | 7.05     | NM                     | 0.0          |
| MW-28                   | 4/20/2009   |                            | <1.0        | <1.0       | <1.0         | <3.0        | <1.0       | <1.0       | NA          | NM             | NM          | NM   | NM                   | NM           | NM       | NM                     | NM           |
| MW-28                   | 10/14/2009  |                            | <1.0        | <1.0       | <1.0         | <3.0        | <1.0       | <1.0       | NA          | 2.28           | 154         | NM   | NM                   | NM           | 7.57     | NM                     | NM           |
| MW-28                   | 10/27/2010  |                            | <1.0        | <1.0       | <1.0         | <3.0        | <1.0       | <1.0       | NA          | NM             | NM          | NM   | NM                   | NM           | NM       | NM                     | NM           |
| MW-28                   | 10/13/2011  |                            | <1.0        | <1.0       | <1.0         | <3.0        | <1.0       | <1.0       | NA          | 2.09           | 37          | 9.35 | NM                   | 1354         | 8.06     | NM                     | NM           |
| MW-28                   | 10/3/2012   |                            | <1.0        | <1.0       | <1.0         | <3.0        | <1.0       | <1.0       | NA          | NM             | NM          | NM   | NM                   | NM           | NM       | NM                     | NM           |
| MW-28                   | 5/7/2013    |                            | <1.0        | <1.0       | <1.0         | <3.0        | <1.0       | <1.0       | <4.0        | 1.74           | 359.6       | 9.3  | NM                   | 1666         | 6.89     | NM                     | NM           |
|                         |             |                            |             |            |              |             |            |            |             |                |             |      |                      |              |          |                        |              |
| MW-30S                  | 7/11/1989   |                            | <b>2670</b> | 282        | 80           | 368         | NA         | NA         | NA          | NM             | NM          | NM   | NM                   | NM           | NM       | NM                     | NM           |
| MW-30S                  | 8/29/1990   |                            | <b>1850</b> | 293        | 30           | 374         | NA         | NA         | NA          | NM             | NM          | NM   | NM                   | NM           | NM       | NM                     | NM           |
| MW-30S                  | 8/29/1990   | D                          | <b>1700</b> | 250        | 23           | 280         | NA         | 9.8        | <b>150</b>  | NM             | NM          | NM   | NM                   | NM           | NM       | NM                     | NM           |
| MW-30S                  | 1/31/1991   |                            | <b>578</b>  | 73         | 3.0          | 840         | NA         | <b>160</b> | NA          | NM             | NM          | NM   | NM                   | NM           | NM       | NM                     | NM           |
| MW-30S                  | 1/31/1991   | D                          | <b>850</b>  | 100        | <25          | NA          | NA         | NA         | 75          | NM             | NM          | NM   | NM                   | NM           | NM       | NM                     | NM           |
| MW-30S                  | 7/10/1991   |                            | <b>904</b>  | 59         | <1.0         | 90          | NA         | <b>160</b> | NA          | NM             | NM          | NM   | NM                   | NM           | NM       | NM                     | NM           |
| MW-30S                  | 7/10/1991   | D                          | <b>1400</b> | <100       | <100         | <100        | NA         | NA         | <1.5        | NM             | NM          | NM   | NM                   | NM           | NM       | NM                     | NM           |
| MW-30S                  | 1/8/1992    |                            | <b>68</b>   | <1.0       | <1.0         | 10          | NA         | <b>60</b>  | NA          | NM             | NM          | NM   | NM                   | NM           | NM       | NM                     | NM           |

**Table 5**  
**Groundwater Analytical Results - Terminal**  
Former Amoco Terminal  
Superior, Wisconsin

| Sample ID               | Sample Date | Analytical Parameters      |          |            |               |             |            |           |             | Bio-Parameters |             |      |                      |              |          |                        |              |
|-------------------------|-------------|----------------------------|----------|------------|---------------|-------------|------------|-----------|-------------|----------------|-------------|------|----------------------|--------------|----------|------------------------|--------------|
|                         |             | Duplicate (D) or Split (S) | Benzene  | Toluene    | Ethyl-benzene | Xylenes     | Total TMBs | MTBE      | Naphthalene | DO             | REDOX       | Temp | Specific Conductance | Conductivity | pH       | Alkalinity (ppm CaCO3) | Soluble Iron |
|                         |             |                            | µg/L     | µg/L       | µg/L          | µg/L        | µg/L       | µg/L      | µg/L        | ppm            | milli Volts | °C   | µs/cm                | µmhos/cm     | pH units |                        | ppm          |
| <b>NR 140 ES --&gt;</b> |             |                            | <b>5</b> | <b>800</b> | <b>700</b>    | <b>2000</b> | <b>480</b> | <b>60</b> | <b>100</b>  | --             | --          | --   | --                   | --           | --       |                        | --           |
| MW-30S                  | 1/8/1992    | D                          | 130      | 2.6        | <1.0          | 4.6         | NA         | NA        | 2.0         | NM             | NM          | NM   | NM                   | NM           | NM       | NM                     | NM           |
| MW-30S                  | 10/14/1992  |                            | 28       | 6          | <1.0          | 1           | NA         | <20       | NA          | NM             | NM          | NM   | NM                   | NM           | NM       | NM                     | NM           |
| MW-30S                  | 10/14/1992  | D                          | 36       | 1.3        | 1.4           | 3.7         | 1.3        | <4.0      | NA          | NM             | NM          | NM   | NM                   | NM           | NM       | NM                     | NM           |
| MW-30S                  | 6/25/1993   |                            | 230      | 42         | 2.5           | 69          | 12.5       | <8.0      | 3.5         | NM             | NM          | NM   | NM                   | NM           | NM       | NM                     | NM           |
| MW-30S                  | 10/28/1993  |                            | <1.0     | <1.0       | <1.0          | <2.0        | <1.0       | <4.0      | 15          | NM             | NM          | NM   | NM                   | NM           | NM       | NM                     | NM           |
| MW-30S                  | 4/27/1994   |                            | 890      | 35         | 24            | 47          | 28         | <20       | 22          | NM             | NM          | NM   | NM                   | NM           | NM       | NM                     | NM           |
| MW-30S                  | 10/28/1994  |                            | 830      | 46         | 43            | 59          | 33         | <8.0      | 27          | NM             | NM          | NM   | NM                   | NM           | NM       | NM                     | NM           |
| MW-30S                  | 4/6/1995    |                            | 2200     | 140        | 70            | 110         | 48         | <20       | 190         | NM             | NM          | NM   | NM                   | NM           | NM       | NM                     | NM           |
| MW-30S                  | 11/15/1995  |                            | 1800     | 140        | 200           | 220         | 165        | <40       | NA          | NM             | NM          | NM   | NM                   | NM           | NM       | NM                     | NM           |
| MW-30S                  | 4/22/1996   |                            | 1800     | 170        | 150           | 250         | 182        | <40       | 100 E       | NM             | NM          | NM   | NM                   | NM           | NM       | NM                     | NM           |
| MW-30S                  | 10/8/1996   |                            | 600      | 44         | 68            | 67          | 53         | 43        | NA          | NM             | NM          | NM   | NM                   | NM           | NM       | NM                     | NM           |
| MW-30S                  | 10/8/1996   | D                          | 780      | 41         | 67            | 70          | 49         | 61        | NA          | NM             | NM          | NM   | NM                   | NM           | NM       | NM                     | NM           |
| MW-30S                  | 4/29/1997   |                            | 600      | 33         | 62            | 62          | 39         | 33        | 37          | NM             | NM          | NM   | NM                   | NM           | NM       | NM                     | NM           |
| MW-30S                  | 11/5/1997   |                            | 150      | 5.4        | 24            | 17          | 10.5       | 7.5       | NA          | 0.90           | 028         | 7    | NM                   | 432          | 7.52     | NM                     | NM           |
| MW-30S                  | 11/3/1998   |                            | 3100     | 660        | 300           | 1400        | 396        | 210       | NA          | 0.25           | NM          | 6.5  | NM                   | 970          | 7.03     | NM                     | NM           |
| MW-30S                  | 3/3/1999    |                            | 3600     | 580        | 400           | 1200        | NA         | 1200      | NA          | 3.05           | NM          | 6    | NM                   | NM           | NM       | NM                     | NM           |
| MW-30S                  | 8/17/1999   |                            | 1500     | 180        | 230           | 310         | NA         | 800       | NA          | 1.00           | NM          | 9.2  | NM                   | NM           | NM       | NM                     | NM           |
| MW-30S                  | 4/26/2000   |                            | 1130     | 73.9       | 124           | 73          | 60.1       | <1.50     | NA          | 0.30           | -084        | NM   | NM                   | NM           | NM       | NM                     | NM           |
| MW-30S                  | 10/10/2000  |                            | 1100     | 64         | 120           | 73          | 54         | <0.16     | 100         | 0.20           | 099         | NM   | NM                   | NM           | NM       | NM                     | 0.40         |
| MW-30S                  | 4/24/2001   | D                          | 1400     | 87         | 160           | 99          | 73         | <0.16     | 150         | NM             | NM          | NM   | NM                   | NM           | NM       | NM                     | NM           |
| MW-30S                  | 10/23/2001  |                            | 1300     | 190        | 200           | 300         | 175        | <4.9      | NA          | 1.00           | 170         | NM   | NM                   | NM           | NM       | NM                     | 0.10         |
| MW-30S                  | 4/23/2002   |                            | 2900     | 810        | 300           | 920         | 306        | <3.2      | 330         | 1.53           | 063         | NM   | NM                   | NM           | NM       | NM                     | 0.20         |
| MW-30S                  | 11/6/2002   |                            | 1400     | 140        | 200           | 220         | 164        | <4.0      | 220         | NM             | NM          | NM   | NM                   | NM           | NM       | NM                     | NM           |
| MW-30S                  | 11/7/2002   | D                          | 1300     | 120        | 160           | 170         | 126        | <7.5      | 170         | NM             | NM          | NM   | NM                   | NM           | NM       | NM                     | NM           |
| MW-30S                  | 4/15/2003   |                            | 1900     | 180        | 180           | 320         | 175        | <4.0      | NA          | 0.30           | 171         | NM   | NM                   | NM           | NM       | NM                     | 0.22         |
| MW-30S                  | 4/15/2003   | D                          | 1500     | 160        | 160           | 280         | 160        | <4.0      | NA          | NM             | NM          | NM   | NM                   | NM           | NM       | NM                     | NM           |
| MW-30S                  | 10/21/2003  |                            | 1700     | 200        | 180           | 340         | 162        | <4.0      | NA          | 1.94           | -060        | NM   | NM                   | NM           | NM       | NM                     | NM           |
| MW-30S                  | 10/21/2003  | D                          | 1900     | 280        | 230           | 420         | 207        | <40       | NA          | NM             | NM          | NM   | NM                   | NM           | NM       | NM                     | NM           |
| MW-30S                  | 4/20/2004   |                            | 2700     | 1700       | 380           | 1100        | 357        | 150       | NA          | 1.42           | 120         | NM   | NM                   | NM           | NM       | NM                     | NM           |
| MW-30S                  | 4/20/2004   | D                          | 2800     | 320        | 360           | 700         | 145        | 100       | NA          | NM             | NM          | NM   | NM                   | NM           | NM       | NM                     | NM           |
| MW-30S                  | 11/17/2004  |                            | 1520     | 410        | 143           | 326         | 223.4      | <1.0      | <50         | 1.50           | -13         | NM   | NM                   | NM           | NM       | NM                     | 4.00         |
| MW-30S                  | 4/20/2005   |                            | 2640     | 656        | 304           | 550         | 298.7      | <1.0      | 390         | 2.0            | 169         | NM   | NM                   | NM           | NM       | NM                     | NM           |
| MW-30S                  | 10/11/2005  |                            | 1500     | 120        | 230           | 209         | 187        | 32        | 240         | NM             | NM          | NM   | NM                   | NM           | NM       | NM                     | NM           |
| MW-30S                  | 5/23/2006   |                            | 1130     | 36.9       | 191           | <75.0       | 72.9       | <25.0     | 221         | NM             | NM          | NM   | NM                   | NM           | NM       | NM                     | NM           |
| MW-30S                  | 10/24/2006  |                            | 496      | 30.5       | 153           | 61.9        | 70.2       | <10.0     | 122         | NM             | NM          | NM   | NM                   | NM           | NM       | NM                     | NM           |
| MW-30S                  | 4/30/2007   |                            | 1300     | 806        | 183           | 712         | 202.9      | <1.0      | 159         | NM             | NM          | NM   | NM                   | NM           | NM       | NM                     | NM           |

**Table 5**  
**Groundwater Analytical Results - Terminal**  
Former Amoco Terminal  
Superior, Wisconsin

| Sample ID               | Sample Date | Analytical Parameters      |          |            |              |             |            |           |             | Bio-Parameters |             |      |                      |              |          |                        |              |
|-------------------------|-------------|----------------------------|----------|------------|--------------|-------------|------------|-----------|-------------|----------------|-------------|------|----------------------|--------------|----------|------------------------|--------------|
|                         |             | Duplicate (D) or Split (S) | Benzene  | Toluene    | Ethylbenzene | Xylenes     | Total TMBs | MTBE      | Naphthalene | DO             | REDOX       | Temp | Specific Conductance | Conductivity | pH       | Alkalinity (ppm CaCO3) | Soluble Iron |
|                         |             |                            | µg/L     | µg/L       | µg/L         | µg/L        | µg/L       | µg/L      | µg/L        | ppm            | milli Volts | °C   | µs/cm                | µmhos/cm     | pH units |                        | ppm          |
| <b>NR 140 ES --&gt;</b> |             |                            | <b>5</b> | <b>800</b> | <b>700</b>   | <b>2000</b> | <b>480</b> | <b>60</b> | <b>100</b>  | --             | --          | --   | --                   | --           | --       |                        | --           |
| MW-30S                  | 10/1/2007   |                            | 1620     | 1090       | 263          | 858         | 289.2      | <10       | 209         | NM             | NM          | NM   | NM                   | NM           | NM       | NM                     | NM           |
| MW-30S                  | 5/10/2008   |                            | 725      | 88.7       | 65.1         | 90          | 102        | <5.0      | 140         | NM             | NM          | NM   | NM                   | NM           | NM       | NM                     | NM           |
| MW-30S                  | 10/28/2008  |                            | 1110     | 41.5       | 86.8         | 74.7        | 66.0       | <10.0     | 109         | NM             | NM          | NM   | NM                   | NM           | NM       | NM                     | NM           |
| MW-30S                  | 10/18/2011  |                            | 726      | 58.2       | 79.5         | 89.6        | 70.5       | <1.0      | 93.4        | 2.36           | -81         | 6.82 | NM                   | 593          | 8.17     | NM                     | NM           |
| MW-30S                  | 4/17/2012   |                            | 253      | 105        | 66.8         | 107         | 36.1       | <1.0      | NA          | 3.50           | 52.2        | 7.00 | NM                   | 778          | 7.12     | NM                     | NM           |
| MW-30S                  | 10/2/2012   |                            | 336      | 45         | 16.1         | 44.1        | 31.1       | <2.0      | NA          | NM             | NM          | NM   | NM                   | NM           | NM       | NM                     | NM           |
| MW-30S                  | 10/2/2012   | D                          | 348      | 45.9       | 16.7         | 44.3        | 32.2       | <2.0      | NA          | NM             | NM          | NM   | NM                   | NM           | NM       | NM                     | NM           |
| MW-30S                  | 5/7/2013    |                            | 3230     | 2180       | 393          | 1240        | 413.6      | <5.0      | 382         | 3.28           | 231.3       | 8.2  | NM                   | 969          | 7.14     | NM                     | NM           |
| MW-30S                  | 10/2/2013   |                            | 1140     | 567        | 133          | 286         | 129.8      | 8.9J      | NA          | NM             | NM          | NM   | NM                   | NM           | NM       | NM                     | NM           |
| MW-30S                  | 5/21/2014   |                            | 1710     | 806        | 190          | 494         | 198.3      | <2.0      | 212         | NM             | NM          | NM   | NM                   | NM           | NM       | NM                     | NM           |
| MW-30S                  | 10/30/2014  |                            | 1120     | 403        | 158          | 241         | 122.9      | <4.8      | 144         | NM             | NM          | NM   | NM                   | NM           | NM       | NM                     | NM           |
| MW-30S                  | 5/5/2015    |                            | 1530     | 578        | 243          | 530         | 215.9      | <9.7      | 241         | NM             | NM          | NM   | NM                   | NM           | NM       | NM                     | NM           |
| MW-30S                  | 10/7/2015   |                            | 1190     | 415        | 201          | 366         | 176.7      | <9.7      | 211         | NM             | NM          | NM   | NM                   | NM           | NM       | NM                     | NM           |
| MW-30S                  | 5/24/2016   |                            | 1230     | 507        | 205          | 363         | 180.8      | <2.4      | 194         | NM             | NM          | NM   | NM                   | NM           | NM       | NM                     | NM           |
| MW-30S                  | 10/5/2016   |                            | 1420     | 923        | 205          | 740         | 196.4      | <9.7      | 199         | NM             | NM          | NM   | NM                   | NM           | NM       | NM                     | NM           |
| MW-30S                  | 6/27/2018   |                            | 685      | 126        | 184          | 184.7       | 110.3      | 18.7      | 120         | NM             | NM          | NM   | NM                   | NM           | NM       | NM                     | NM           |
| MW-30S                  | 10/11/2018  |                            | 409      | 118        | 88.3         | 113.7       | 46.1       | 2.0J      | 57.3        | NM             | NM          | NM   | NM                   | NM           | NM       | NM                     | NM           |
| MW-30S                  | 6/5/2019    |                            | 212      | 45.2       | 46.6         | 47.7        | 26.7       | <1.6      | 33.6        | 1.76           | 220.6       | 6.8  | NM                   | 771          | 7.79     | 300                    | <0.0354      |
| MW-30S                  | 10/3/2019   |                            | 232      | 38.8       | 71.3         | 86          | 42.7       | 1.6J      | 42.4        | 1.01           | -29.2       | 7.3  | 733.2                | NM           | 7.56     | NM                     | NM           |
| MW-30S                  | 5/27/2020   |                            | 383      | 175        | 67           | 140.8       | 45.2       | <1.6      | 43.4        | NM             | NM          | NM   | NM                   | NM           | NM       | NM                     | NM           |
| MW-30S                  | 10/6/2020   |                            | 1910     | 1520       | 269          | 1108        | 217.1      | <1.6      | 188         | NM             | NM          | NM   | NM                   | NM           | NM       | NM                     | NM           |
| MW-30S                  | 5/26/2021   |                            | 2510     | 1950       | 431          | 1567        | 386.7      | <3.2      | 384         | NM             | NM          | NM   | NM                   | NM           | NM       | NM                     | NM           |
| MW-30S                  | 10/5/2021   |                            | 2210     | 2130       | 362          | 1528        | 327.7      | <6.4      | 309         | NM             | NM          | NM   | NM                   | NM           | NM       | NM                     | NM           |
| MW-30D                  | 7/21/1994   |                            | 1500     | 55         | <20          | 50          | NA         | NA        | 190         | NM             | NM          | NM   | NM                   | NM           | NM       | NM                     | NM           |
| MW-30D                  | 10/28/1994  |                            | 2000     | 110        | 49           | 100         | 42         | <20       | 170         | NM             | NM          | NM   | NM                   | NM           | NM       | NM                     | NM           |
| MW-30D                  | 4/6/1995    |                            | 2500     | 390        | 300          | 540         | 363        | <80       | 180         | NM             | NM          | NM   | NM                   | NM           | NM       | NM                     | NM           |
| MW-30D                  | 11/15/1995  |                            | 1500     | 120        | 90           | 100         | 71         | <40       | NA          | NM             | NM          | NM   | NM                   | NM           | NM       | NM                     | NM           |
| MW-30D                  | 4/22/1996   |                            | 2400     | 110        | 89           | 100         | 44         | <40       | NA          | NM             | NM          | NM   | NM                   | NM           | NM       | NM                     | NM           |
| MW-30D                  | 10/8/1996   |                            | 1800     | 100        | 73           | 86          | 54         | 180       | NA          | NM             | NM          | NM   | NM                   | NM           | NM       | NM                     | NM           |
| MW-30D                  | 4/29/1997   |                            | 2000     | 110        | 63           | 110         | 42         | 180       | 120         | NM             | NM          | NM   | NM                   | NM           | NM       | NM                     | NM           |
| MW-30D                  | 11/5/1997   |                            | 2300     | 130        | 72           | 110         | 27         | 1300      | NA          | 0.40           | 026         | 6.7  | NM                   | 762          | 7.55     | NM                     | NM           |
| MW-30D                  | 11/3/1998   |                            | 2500     | 100        | 88           | 100         | <20        | 180       | NA          | 0.10           | NM          | 6.5  | NM                   | 950          | 6.96     | NM                     | NM           |
| MW-30D                  | 3/3/1999    |                            | 2500     | 140        | 110          | 150         | NA         | 1700      | NA          | 3.23           | NM          | 5.2  | NM                   | NM           | NM       | NM                     | NM           |
| MW-30D                  | 8/17/1999   |                            | 1600     | 98         | 84           | 100         | NA         | 1600      | NA          | NM             | NM          | NM   | NM                   | NM           | NM       | NM                     | NM           |
| MW-30D                  | 4/26/2000   |                            | 2180     | 106        | 70.5         | 82.6        | 33.5       | <3.0      | NA          | 0.10           | 029         | NM   | NM                   | NM           | NM       | NM                     | NM           |

**Table 5**  
**Groundwater Analytical Results - Terminal**  
Former Amoco Terminal  
Superior, Wisconsin

| Sample ID               | Sample Date | Analytical Parameters      |          |            |              |             |            |           |             | Bio-Parameters |             |      |                      |              |          |                        |              |
|-------------------------|-------------|----------------------------|----------|------------|--------------|-------------|------------|-----------|-------------|----------------|-------------|------|----------------------|--------------|----------|------------------------|--------------|
|                         |             | Duplicate (D) or Split (S) | Benzene  | Toluene    | Ethylbenzene | Xylenes     | Total TMBs | MTBE      | Naphthalene | DO             | REDOX       | Temp | Specific Conductance | Conductivity | pH       | Alkalinity (ppm CaCO3) | Soluble Iron |
|                         |             |                            | µg/L     | µg/L       | µg/L         | µg/L        | µg/L       | µg/L      | µg/L        | ppm            | milli Volts | °C   | µs/cm                | µmhos/cm     | pH units |                        | ppm          |
| <b>NR 140 ES --&gt;</b> |             |                            | <b>5</b> | <b>800</b> | <b>700</b>   | <b>2000</b> | <b>480</b> | <b>60</b> | <b>100</b>  | --             | --          | --   | --                   | --           | --       |                        | --           |
| MW-30D                  | 10/10/2000  |                            | 2400     | 96         | 83           | 90          | 39         | <3.2      | 260         | 0.40           | 110         | NM   | NM                   | NM           | NM       | NM                     | 2.00         |
| MW-30D                  | 10/10/2000  | D                          | 2400     | 96         | 79           | 85          | 37         | <3.2      | 240         | NM             | NM          | NM   | NM                   | NM           | NM       | NM                     | NM           |
| MW-30D                  | 10/23/2001  |                            | 720      | 29         | 11           | 39          | 21         | <3.2      | NA          | 1.20           | -132        | NM   | NM                   | NM           | NM       | NM                     | >10          |
| MW-30D                  | 4/23/2002   |                            | 1600     | 120        | 83           | 96          | 46         | <1.6      | 270         | 1.58           | 017         | NM   | NM                   | NM           | NM       | NM                     | 1.00         |
| MW-30D                  | 11/7/2002   |                            | 880      | 32         | 16           | 34          | 16         | <2.0      | 110         | NM             | NM          | NM   | NM                   | NM           | NM       | NM                     | NM           |
| MW-30D                  | 4/15/2003   |                            | 1600     | 62         | 32           | 65          | 16         | <40       | NA          | 0.20           | -110        | NM   | NM                   | NM           | NM       | NM                     | >3.30        |
| MW-30D                  | 10/21/2003  |                            | 1100     | 51         | 25           | 42          | 18.1       | <4.0      | NA          | 1.70           | -148        | NM   | NM                   | NM           | NM       | NM                     | NM           |
| MW-30D                  | 4/21/2004   |                            | 990      | 44         | 34           | 59          | 56         | <40       | NA          | 2.23           | -022        | NM   | NM                   | NM           | NM       | NM                     | NM           |
| MW-30D                  | 11/17/2004  |                            | 2140     | 113        | 84.9         | 99.3        | 37         | <1.0      | 299         | 0.90           | -217        | NM   | NM                   | NM           | NM       | NM                     | 0.90         |
| MW-30D                  | 4/20/2005   |                            | 671      | 34.1       | 21.1         | 26.2        | 9.7        | <1.0      | 61.6        | 1.5            | 176         | NM   | NM                   | NM           | NM       | NM                     | NM           |
| MW-30D                  | 10/11/2005  |                            | 170      | 13         | 4.9          | 16.3        | 7.4        | <1.0      | 23          | NM             | NM          | NM   | NM                   | NM           | NM       | NM                     | NM           |
| MW-30D                  | 5/23/2006   |                            | 2420     | 84.3       | 72.9         | <150        | <50.0      | <50.0     | 241         | NM             | NM          | NM   | NM                   | NM           | NM       | NM                     | NM           |
| MW-30D                  | 10/24/2006  |                            | 2080     | 102        | 83           | 88          | 23.3 J     | <25.0     | 233         | NM             | NM          | NM   | NM                   | NM           | NM       | NM                     | NM           |
| MW-30D                  | 4/30/2007   |                            | 1750     | 71.9       | 70.3         | 71.4        | 26.8       | <1.0      | 216         | NM             | NM          | NM   | NM                   | NM           | NM       | NM                     | NM           |
| MW-30D                  | 10/1/2007   |                            | 1450     | 60         | 53.1         | 55.4        | 17.8       | <10       | 153         | NM             | NM          | NM   | NM                   | NM           | NM       | NM                     | NM           |
| MW-30D                  | 5/10/2008   |                            | 2170     | 107        | 117          | 105         | 39.4       | <10       | 312         | NM             | NM          | NM   | NM                   | NM           | NM       | NM                     | NM           |
| MW-30D                  | 10/28/2008  |                            | 2040     | 105        | 139          | 80.2        | 24         | <2.0      | 186         | NM             | NM          | NM   | NM                   | NM           | NM       | NM                     | NM           |
| MW-30D                  | 10/18/2011  |                            | 1220     | 81.4       | 94           | 67.7        | 20.2       | <1.0      | 129         | 0.86           | -157        | 8.03 | NM                   | 724          | 7.96     | NM                     | NM           |
| MW-30D                  | 4/17/2012   |                            | 1260     | 52.2       | 54.7         | 44.5        | 24.4       | <10.0     | NA          | 3.60           | 8.9         | 7.5  | NM                   | 973          | 6.95     | NM                     | NM           |
| MW-30D                  | 10/2/2012   |                            | 1460     | 60.2       | 62.2         | 58.7        | 18.3       | <10.0     | NA          | NM             | NM          | NM   | NM                   | NM           | NM       | NM                     | NM           |
| MW-30D                  | 5/7/2013    |                            | 1350     | 57.6       | 47.7         | 49.2        | 15.2       | <10.0     | 128         | 0.31           | 91.5        | 8.5  | NM                   | 866          | 7        | NM                     | NM           |
| MW-30D                  | 10/2/2013   |                            | 1700     | 88.6       | 62.6         | 64.3J       | <25.1J     | <9.3      | NA          | NM             | NM          | NM   | NM                   | NM           | NM       | NM                     | NM           |
| MW-30D                  | 5/22/2014   |                            | 1930     | 107        | 74.3         | 63.1        | <22.6      | <10       | 190         | NM             | NM          | NM   | NM                   | NM           | NM       | NM                     | NM           |
| MW-30D                  | 10/30/2014  |                            | 2160     | 120        | 85.8         | 77.3        | <18.2J     | <9.7      | 161         | NM             | NM          | NM   | NM                   | NM           | NM       | NM                     | NM           |
| MW-30D                  | 5/5/2015    |                            | 2120     | 113        | 85.4         | 82.3        | 24.1J      | <12.1     | 231         | NM             | NM          | NM   | NM                   | NM           | NM       | NM                     | NM           |
| MW-30D                  | 10/7/2015   |                            | 2560     | 118        | 80.7         | 93.3J       | <41.7      | <24.2     | 229         | NM             | NM          | NM   | NM                   | NM           | NM       | NM                     | NM           |
| MW-30D                  | 5/24/2016   |                            | 2180     | 90.7       | 62.7         | 75.2        | 16.3J      | <4.8      | 203         | NM             | NM          | NM   | NM                   | NM           | NM       | NM                     | NM           |
| MW-30D                  | 10/6/2016   |                            | 2120     | 81.2       | 54.9         | 65.9        | <18.1      | <9.7      | 178         | NM             | NM          | NM   | NM                   | NM           | NM       | NM                     | NM           |
| MW-30D                  | 6/14/2017   |                            | 2070     | 80.1       | 58.1         | 70.4        | <20.8      | 25.3      | 196         | NM             | NM          | NM   | NM                   | NM           | NM       | NM                     | NM           |
| MW-30D                  | 10/4/2017   |                            | 1850     | 70.9       | 46.6         | 64.3        | 13.3       | 17.9      | 202         | NM             | NM          | NM   | NM                   | NM           | NM       | NM                     | NM           |
| MW-30D                  | 6/27/2018   |                            | 1930     | 72.7       | 59.2         | 62.4        | 9.4J       | <8.0      | 200         | NM             | NM          | NM   | NM                   | NM           | NM       | NM                     | NM           |
| MW-30D                  | 10/11/2018  |                            | 1830     | 68.8       | 52.3         | 57.5        | <16.8      | <8.0      | 168         | NM             | NM          | NM   | NM                   | NM           | NM       | NM                     | NM           |
| MW-30D                  | 6/6/2019    |                            | 1730     | 64.4       | 49.8         | 52.4J       | <16.8      | <8.0      | 163         | 0.95           | 8.00        | 6.8  | NM                   | 903          | 8.02     | 280                    | <.0354       |
| MW-30D                  | 10/3/2019   |                            | 1810     | 64.2       | 51.3         | 53.9J       | <13.6      | <6.4      | 153         | 0.94           | -52.80      | 7.3  | 892.0                | NM           | 7.42     | NM                     | NM           |
| MW-30D                  | 5/28/2020   |                            | 1790     | 62.2       | 62.9         | 56.8J       | <15.4J     | <6.4      | 183         | NM             | NM          | NM   | NM                   | NM           | NM       | NM                     | NM           |
| MW-30D                  | 10/6/2020   |                            | 1870     | 64.7       | 60.7         | 57.8J       | <15.2J     | <6.4      | 167         | NM             | NM          | NM   | NM                   | NM           | NM       | NM                     | NM           |

**Table 5**  
**Groundwater Analytical Results - Terminal**  
Former Amoco Terminal  
Superior, Wisconsin

| Sample ID               | Sample Date | Analytical Parameters      |             |            |              |             |            |           |             | Bio-Parameters |             |      |                      |              |          |                        |              |
|-------------------------|-------------|----------------------------|-------------|------------|--------------|-------------|------------|-----------|-------------|----------------|-------------|------|----------------------|--------------|----------|------------------------|--------------|
|                         |             | Duplicate (D) or Split (S) | Benzene     | Toluene    | Ethylbenzene | Xylenes     | Total TMBs | MTBE      | Naphthalene | DO             | REDOX       | Temp | Specific Conductance | Conductivity | pH       | Alkalinity (ppm CaCO3) | Soluble Iron |
|                         |             |                            | µg/L        | µg/L       | µg/L         | µg/L        | µg/L       | µg/L      | µg/L        | ppm            | milli Volts | °C   | µs/cm                | µmhos/cm     | pH units |                        | ppm          |
| <b>NR 140 ES --&gt;</b> |             |                            | <b>5</b>    | <b>800</b> | <b>700</b>   | <b>2000</b> | <b>480</b> | <b>60</b> | <b>100</b>  | --             | --          | --   | --                   | --           | --       |                        | --           |
| MW-30D                  | 5/26/2021   |                            | <b>1890</b> | 63.7       | 68.5         | 61.5J       | <8.5J      | 8.2J      | <b>196</b>  | NM             | NM          | NM   | NM                   | NM           | NM       | NM                     | NM           |
| MW-30D                  | 10/5/2021   |                            | <b>1910</b> | 62.0       | 75.4         | <59.1       | <13.4      | <6.4      | <b>163</b>  | NM             | NM          | NM   | NM                   | NM           | NM       | NM                     | NM           |
| MW-30DD                 | 6/2/1995    |                            | 0.5         | <0.6       | <0.8         | <1.3        | <0.7       | <1.0      | <1.6        | NM             | NM          | NM   | NM                   | NM           | NM       | NM                     | NM           |
| MW-30DD                 | 8/18/1995   |                            | 1.2         | <1.0       | <1.0         | <2.0        | <1.0       | <4.0      | NA          | NM             | NM          | NM   | NM                   | NM           | NM       | NM                     | NM           |
| MW-30DD                 | 11/15/1995  |                            | <b>5.2</b>  | 7.1        | 1.6          | 18          | 13.2       | <4.0      | 2.9         | NM             | NM          | NM   | NM                   | NM           | NM       | NM                     | NM           |
| MW-30DD                 | 4/22/1996   |                            | 4.1         | <1.0       | <1.0         | <2.0        | <1.0       | <4.0      | <0.31       | NM             | NM          | NM   | NM                   | NM           | NM       | NM                     | NM           |
| MW-30DD                 | 10/8/1996   |                            | <b>33</b>   | 2          | 3            | 6           | 3          | 3         | NA          | NM             | NM          | NM   | NM                   | NM           | NM       | NM                     | NM           |
| MW-30DD                 | 4/29/1997   |                            | <b>430</b>  | 35         | 26           | 49          | 27.5       | 26        | 18          | NM             | NM          | NM   | NM                   | NM           | NM       | NM                     | NM           |
| MW-30DD                 | 11/5/1997   |                            | <b>660</b>  | 45         | 28           | 56          | 35         | 41        | NA          | 0.50           | 001         | 8.1  | NM                   | 500          | 7.01     | NM                     | NM           |
| MW-30DD                 | 11/3/1998   |                            | <b>140</b>  | 7.6        | 5.7          | 8.3         | 4.3        | <b>78</b> | NA          | 1.67           | NM          | 6.3  | NM                   | 583          | 8.55     | NM                     | NM           |
| MW-30DD                 | 3/3/1999    |                            | <1.0        | <1.0       | <1.0         | <2.0        | NA         | <4.0      | NA          | 1.86           | NM          | 6    | NM                   | NM           | NM       | NM                     | NM           |
| MW-30DD                 | 8/17/1999   |                            | <1.0        | <1.0       | <1.0         | <3.0        | NA         | <4.0      | NA          | NM             | NM          | NM   | NM                   | NM           | NM       | NM                     | NM           |
| MW-30DD                 | 4/26/2000   |                            | 0.444       | <0.40      | <0.50        | <0.55       | <0.40      | <0.30     | NA          | 0.10           | 032         | NM   | NM                   | NM           | NM       | NM                     | NM           |
| MW-30DD                 | 10/10/2000  |                            | 1.44        | <0.20      | <0.22        | <0.23       | <0.29      | <0.16     | <1.1        | 0.20           | 113         | NM   | NM                   | NM           | NM       | NM                     | 2.00         |
| MW-30DD                 | 10/23/2001  |                            | <b>64</b>   | 6          | 3.9          | 6.9         | 3.54       | 0.21      | NA          | 1.30           | 126         | NM   | NM                   | NM           | NM       | NM                     | 2.00         |
| MW-30DD                 | 4/23/2002   |                            | 0.84        | 0.37       | 0.34         | 1.0         | 0.28       | <0.16     | <1.1        | 0.64           | -137        | NM   | NM                   | NM           | NM       | NM                     | 2.00         |
| MW-30DD                 | 11/7/2002   |                            | 0.81        | 0.5        | 0.49         | 1.0         | 0.6        | <0.16     | <0.46       | NM             | NM          | NM   | NM                   | NM           | NM       | NM                     | NM           |
| MW-30DD                 | 4/15/2003   |                            | <b>14</b>   | 4.6        | 1.4          | 3.2         | <1.0       | <4.0      | NA          | 0.20           | 146         | NM   | NM                   | NM           | NM       | NM                     | 3.00         |
| MW-30DD                 | 10/21/2003  |                            | <b>15</b>   | 1.9        | <1.0         | <3.0        | <1.0       | <4.0      | NA          | 0.16           | -153        | NM   | NM                   | NM           | NM       | NM                     | NM           |
| MW-30DD                 | 4/20/2004   |                            | <1.0        | <1.0       | <1.0         | <3.0        | <1.0       | <4.0      | NA          | 2.94           | 015         | NM   | NM                   | NM           | NM       | NM                     | NM           |
| MW-30DD                 | 11/17/2004  |                            | <b>15.1</b> | 1.4        | <1.0         | <3.0        | <1.0       | <1.0      | <1.0        | 0.80           | -183        | NM   | NM                   | NM           | NM       | NM                     | 6.00         |
| MW-30DD                 | 11/18/2004  | D                          | <b>73.7</b> | 1.2        | <1.0         | <3.0        | 1.3        | 8.6       | NA          | NM             | NM          | NM   | NM                   | NM           | NM       | NM                     | NM           |
| MW-30DD                 | 4/20/2005   |                            | <b>17.5</b> | 2.2        | 1.5          | <3.0        | <1.0       | <1.0      | 5.6         | 0.2            | -001        | NM   | NM                   | NM           | NM       | NM                     | NM           |
| MW-30DD                 | 4/20/2005   | D                          | <b>18.2</b> | 2.2        | 1.1          | <3.0        | <1.0       | <1.0      | NA          | NM             | NM          | NM   | NM                   | NM           | NM       | NM                     | NM           |
| MW-30DD                 | 10/11/2005  |                            | <b>1700</b> | 86         | 66           | 68          | 16 J       | <25       | <b>170</b>  | NM             | NM          | NM   | NM                   | NM           | NM       | NM                     | NM           |
| MW-30DD                 | 10/11/2005  | D                          | <b>1400</b> | 76         | 59           | 59          | 25.5 J     | <10       | <b>140</b>  | NM             | NM          | NM   | NM                   | NM           | NM       | NM                     | NM           |
| MW-30DD                 | 5/23/2006   |                            | <b>7.5</b>  | <1.0       | <1.0         | <3.0        | <1.0       | <1.0      | <1.0        | NM             | NM          | NM   | NM                   | NM           | NM       | NM                     | NM           |
| MW-30DD                 | 5/23/2006   | D                          | <b>10.1</b> | <1.0       | <1.0         | <3.0        | <1.0       | <1.0      | NA          | NM             | NM          | NM   | NM                   | NM           | NM       | NM                     | NM           |
| MW-30DD                 | 10/24/2006  |                            | <b>90.9</b> | 4.8        | 2.4          | 6.1         | 2.26 J     | <1.0      | 15.4        | NM             | NM          | NM   | NM                   | NM           | NM       | NM                     | NM           |
| MW-30DD                 | 10/24/2006  | D                          | <b>90.2</b> | 4.9        | 2.3          | 5.7         | 2.03 J     | <1.0      | NA          | NM             | NM          | NM   | NM                   | NM           | NM       | NM                     | NM           |
| MW-30DD                 | 4/30/2007   |                            | 2.9         | <1.0       | <1.0         | <3.0        | <1.0       | <1.0      | <1.0        | NM             | NM          | NM   | NM                   | NM           | NM       | NM                     | NM           |
| MW-30DD                 | 4/30/2007   | D                          | 2.7         | <1.0       | <1.0         | <3.0        | <1.0       | <4.0      | NA          | NM             | NM          | NM   | NM                   | NM           | NM       | NM                     | NM           |
| MW-30DD                 | 10/1/2007   |                            | 2.0         | <1.0       | <1.0         | <3.0        | <1.0       | <1.0      | <1.0        | NM             | NM          | NM   | NM                   | NM           | NM       | NM                     | NM           |
| MW-30DD                 | 5/10/2008   |                            | <b>78.0</b> | 7.3        | 1.8          | 6.6         | 2.7        | <1.0      | 12.9        | NM             | NM          | NM   | NM                   | NM           | NM       | NM                     | NM           |
| MW-30DD                 | 5/10/2008   | D                          | <b>74.8</b> | 7.1        | 1.8          | 6.4         | 2.8        | <1.0      | NA          | NM             | NM          | NM   | NM                   | NM           | NM       | NM                     | NM           |



**Table 5**  
**Groundwater Analytical Results - Terminal**  
Former Amoco Terminal  
Superior, Wisconsin

| Sample ID               | Sample Date | Analytical Parameters      |          |            |              |             |            |           |             | Bio-Parameters |             |      |                      |              |          |                        |              |
|-------------------------|-------------|----------------------------|----------|------------|--------------|-------------|------------|-----------|-------------|----------------|-------------|------|----------------------|--------------|----------|------------------------|--------------|
|                         |             | Duplicate (D) or Split (S) | Benzene  | Toluene    | Ethylbenzene | Xylenes     | Total TMBs | MTBE      | Naphthalene | DO             | REDOX       | Temp | Specific Conductance | Conductivity | pH       | Alkalinity (ppm CaCO3) | Soluble Iron |
|                         |             |                            | µg/L     | µg/L       | µg/L         | µg/L        | µg/L       | µg/L      | µg/L        | ppm            | milli Volts | °C   | µs/cm                | µmhos/cm     | pH units |                        | ppm          |
| <b>NR 140 ES --&gt;</b> |             |                            | <b>5</b> | <b>800</b> | <b>700</b>   | <b>2000</b> | <b>480</b> | <b>60</b> | <b>100</b>  | --             | --          | --   | --                   | --           | --       |                        | --           |
| MW-30DD                 | 10/28/2008  |                            | 41.0     | 3.8        | 2.2          | 3.7         | <1.0       | <1.0      | 5.5         | NM             | NM          | NM   | NM                   | NM           | NM       | NM                     | NM           |
| MW-30DD                 | 10/18/2011  |                            | 50.2     | 2.6        | 3.3          | 7.1         | 3.5        | <1.0      | 5.9         | 0.64           | -255        | 7.22 | NM                   | 735          | 8.4      | NM                     | NM           |
| MW-30DD                 | 4/17/2012   |                            | <1.0     | <1.0       | <1.0         | <3.0        | 1.0        | <1.0      | NA          | 0.18           | -091        | 7.3  | NM                   | 947          | 7.65     | NM                     | NM           |
| MW-30DD                 | 4/17/2012   | D                          | <1.0     | <1.0       | <1.0         | <3.0        | 1.0        | <1.0      | NA          | NM             | NM          | NM   | NM                   | NM           | NM       | NM                     | NM           |
| MW-30DD                 | 10/2/2012   |                            | 4.2      | <1.0       | <1.0         | <3.0        | 1.0        | <1.0      | NA          | NM             | NM          | NM   | NM                   | NM           | NM       | NM                     | NM           |
| MW-30DD                 | 5/7/2013    |                            | 1.1      | <1.0       | <1.0         | <3.0        | 1.0        | <1.0      | <4.0        | 0.07           | -39.5       | 8.9  | NM                   | 871          | 7.62     | NM                     | NM           |
| MW-30DD                 | 10/2/2013   |                            | <0.34    | <0.34      | <0.34        | <1.0        | <0.37      | <0.37     | NA          | NM             | NM          | NM   | NM                   | NM           | NM       | NM                     | NM           |
| MW-30DD                 | 5/20/2014   |                            | <1.0     | <1.0       | <1.0         | <3.0        | <2.0       | <1.0      | <4.0        | NM             | NM          | NM   | NM                   | NM           | NM       | NM                     | NM           |
| MW-30DD                 | 5/4/2015    |                            | <0.40    | <0.39      | <0.39        | <1.2        | <0.84      | <0.48     | <0.42       | NM             | NM          | NM   | NM                   | NM           | NM       | NM                     | NM           |
| MW-30DD                 | 5/24/2016   |                            | <0.40    | <0.39      | <0.39        | <1.3        | <0.84      | <0.48     | <0.42       | NM             | NM          | NM   | NM                   | NM           | NM       | NM                     | NM           |
| MW-30DD                 | 6/19/2018   |                            | <0.31    | <0.49      | <0.33        | <0.98       | <0.67      | <0.32     | <0.51       | NM             | NM          | NM   | NM                   | NM           | NM       | NM                     | NM           |
| MW-30DD                 | 10/10/2018  |                            | <0.31    | <0.49      | <0.33        | <0.98       | <0.67      | <0.32     | <0.51       | NM             | NM          | NM   | NM                   | NM           | NM       | NM                     | NM           |
| MW-30DD                 | 6/4/2019    |                            | <0.31    | <0.49      | <0.33        | <0.98       | <0.67      | <0.32     | <0.51       | NM             | NM          | NM   | NM                   | NM           | NM       | NM                     | NM           |
| MW-30DD                 | 10/2/2019   |                            | <0.31    | <0.16      | <0.33        | <0.47       | <0.67      | <0.32     | <0.51       | 0.64           | -160.3      | 7.1  | 883                  | NM           | 8.02     | NM                     | NM           |
| MW-30DDD                | 6/27/2018   |                            | <0.31    | <0.49      | <0.33        | <0.98       | <0.67      | <0.32     | <0.51       | NM             | NM          | NM   | NM                   | NM           | NM       | NM                     | NM           |
| MW-30DDD                | 10/10/2018  |                            | <0.31    | <0.49      | <0.33        | <0.98       | <0.67      | <0.32     | <0.51       | NM             | NM          | NM   | NM                   | NM           | NM       | NM                     | NM           |
| MW-30DDD                | 6/5/2019    |                            | <0.31    | <0.49      | <0.33        | <0.98       | <0.67      | <0.32     | <0.51       | NM             | NM          | NM   | NM                   | NM           | NM       | NM                     | NM           |
| MW-30DDD                | 10/1/2019   |                            | <0.31    | <0.16      | <0.33        | <0.47       | <0.67      | <0.32     | <0.51       | 0.59           | 139.3       | 7.1  | 950                  | NM           | 7.62     | NM                     | NM           |
| P-31D                   | 9/13/2011   |                            | <1.0     | <1.0       | <1.0         | <3.0        | <1.0       | 12.5      | NA          | NM             | NM          | NM   | NM                   | NM           | NM       | NM                     | NM           |
| MW-33                   | 8/6/1991    |                            | <1.0     | <1.0       | <1.0         | <1.0        | NA         | <20       | NA          | NM             | NM          | NM   | NM                   | NM           | NM       | NM                     | NM           |
| MW-33                   | 1/8/1992    |                            | <1.0     | <1.0       | <1.0         | <1.0        | NA         | <20       | NA          | NM             | NM          | NM   | NM                   | NM           | NM       | NM                     | NM           |
| MW-33                   | 1/8/1992    | D                          | <1.0     | <1.0       | <1.0         | <1.0        | NA         | NA        | <1.5        | NM             | NM          | NM   | NM                   | NM           | NM       | NM                     | NM           |
| MW-33                   | 10/14/1992  |                            | <1.0     | <1.0       | <1.0         | <1.0        | NA         | <20       | NA          | NM             | NM          | NM   | NM                   | NM           | NM       | NM                     | NM           |
| MW-33                   | 10/14/1992  | D                          | <1.0     | <1.0       | <1.0         | <2.0        | <1.0       | <4.0      | NA          | NM             | NM          | NM   | NM                   | NM           | NM       | NM                     | NM           |
| MW-33                   | 6/25/1993   |                            | <1.0     | <1.0       | <1.0         | <2.0        | <1.0       | <4.0      | <1.6        | NM             | NM          | NM   | NM                   | NM           | NM       | NM                     | NM           |
| MW-33                   | 10/28/1993  |                            | <1.0     | <1.0       | <1.0         | <2.0        | <1.0       | <4.0      | <1.5        | NM             | NM          | NM   | NM                   | NM           | NM       | NM                     | NM           |
| MW-33                   | 4/27/1994   |                            | <1.0     | <1.0       | <1.0         | <2.0        | <1.0       | <4.0      | <1.5        | NM             | NM          | NM   | NM                   | NM           | NM       | NM                     | NM           |
| MW-33                   | 10/28/1994  |                            | <1.0     | <1.0       | <1.0         | <2.0        | <1.0       | <4.0      | <1.5        | NM             | NM          | NM   | NM                   | NM           | NM       | NM                     | NM           |
| MW-33                   | 4/6/1995    |                            | <1.0     | <1.0       | <1.0         | <2.0        | <1.0       | <4.0      | <1.5        | NM             | NM          | NM   | NM                   | NM           | NM       | NM                     | NM           |
| MW-33                   | 11/15/1995  |                            | <1.0     | <1.0       | <1.0         | 4.8         | <1.0       | <4.0      | NA          | NM             | NM          | NM   | NM                   | NM           | NM       | NM                     | NM           |
| MW-33                   | 4/22/1996   |                            | <1.0     | <1.0       | <1.0         | <2.0        | <1.0       | <4.0      | <0.24       | NM             | NM          | NM   | NM                   | NM           | NM       | NM                     | NM           |
| MW-33                   | 10/8/1996   |                            | 0.6      | <2         | <2           | <3          | <2.0       | <2        | NA          | NM             | NM          | NM   | NM                   | NM           | NM       | NM                     | NM           |
| MW-33                   | 4/29/1997   |                            | <1.0     | <1.0       | <1.0         | <2.0        | <1.0       | <4.0      | <1.6        | NM             | NM          | NM   | NM                   | NM           | NM       | NM                     | NM           |

**Table 5**  
**Groundwater Analytical Results - Terminal**  
Former Amoco Terminal  
Superior, Wisconsin

| Sample ID               | Sample Date | Analytical Parameters      |          |            |              |             |            |           |             | Bio-Parameters |             |           |                      |              |           |                        |              |
|-------------------------|-------------|----------------------------|----------|------------|--------------|-------------|------------|-----------|-------------|----------------|-------------|-----------|----------------------|--------------|-----------|------------------------|--------------|
|                         |             | Duplicate (D) or Split (S) | Benzene  | Toluene    | Ethylbenzene | Xylenes     | Total TMBs | MTBE      | Naphthalene | DO             | REDOX       | Temp      | Specific Conductance | Conductivity | pH        | Alkalinity (ppm CaCO3) | Soluble Iron |
|                         |             |                            | µg/L     | µg/L       | µg/L         | µg/L        | µg/L       | µg/L      | µg/L        | ppm            | milli Volts | °C        | µs/cm                | µmhos/cm     | pH units  |                        | ppm          |
| <b>NR 140 ES --&gt;</b> |             |                            | <b>5</b> | <b>800</b> | <b>700</b>   | <b>2000</b> | <b>480</b> | <b>60</b> | <b>100</b>  | <b>--</b>      | <b>--</b>   | <b>--</b> | <b>--</b>            | <b>--</b>    | <b>--</b> |                        | <b>--</b>    |
| MW-33                   | 11/5/1997   |                            | <1.0     | <1.0       | <1.0         | <2.0        | <1.0       | <4.0      | NA          | 2.40           | 023         | 8         | NM                   | 528          | 7.57      | NM                     | NM           |
| MW-33                   | 11/3/1998   |                            | <1.0     | <1.0       | <1.0         | <2.0        | <1.0       | <4.0      | NA          | 5.36           | NM          | 6.8       | NM                   | 643          | 7.21      | NM                     | NM           |
| MW-33                   | 3/3/1999    |                            | <1.0     | <1.0       | <1.0         | <2.0        | NA         | <4.0      | NA          | 5.05           | NM          | 6.2       | NM                   | NM           | NM        | NM                     | NM           |
| MW-33                   | 8/17/1999   |                            | <1.0     | <1.0       | <1.0         | <3.0        | NA         | <4.0      | NA          | 3.50           | NM          | 8         | NM                   | NM           | NM        | NM                     | NM           |
| MW-33                   | 4/26/2000   |                            | <0.15    | <0.40      | <0.50        | <0.55       | <0.40      | <0.30     | NA          | 3.30           | 123         | NM        | NM                   | NM           | NM        | NM                     | NM           |
| MW-33                   | 10/10/2000  |                            | <0.13    | <0.20      | <0.22        | <0.23       | <0.29      | <0.16     | <1.1        | 5.00           | 259         | NM        | NM                   | NM           | NM        | NM                     | 0.40         |
| MW-33                   | 4/24/2001   |                            | <0.13    | <0.20      | <0.22        | <0.23       | <0.29      | <0.16     | NA          | 3.00           | 159         | NM        | NM                   | NM           | NM        | NM                     | NM           |
| MW-33                   | 10/23/2001  |                            | <0.13    | <0.20      | <0.22        | <0.23       | <0.29      | <0.16     | NA          | 6.50           | 138         | NM        | NM                   | NM           | NM        | NM                     | 0.10         |
| MW-33                   | 4/23/2002   |                            | <0.13    | <0.20      | <0.22        | <0.23       | <0.29      | <0.16     | <1.1        | 3.46           | 189         | NM        | NM                   | NM           | NM        | NM                     | 0.40         |
| MW-33                   | 11/6/2002   |                            | <0.13    | <0.20      | <0.22        | <0.23       | <0.29      | <0.16     | <0.46       | NM             | NM          | NM        | NM                   | NM           | NM        | NM                     | NM           |
| MW-33                   | 4/15/2003   |                            | <1.0     | <1.0       | <1.0         | <3.0        | <1.0       | <4.0      | NA          | 1.70           | 202         | NM        | NM                   | NM           | NM        | NM                     | 0.02         |
| MW-33                   | 10/21/2003  |                            | <1.0     | <1.0       | <1.0         | <3.0        | <1.0       | <4.0      | NA          | 4.30           | 161         | NM        | NM                   | NM           | NM        | NM                     | NM           |
| MW-33                   | 4/20/2004   |                            | <1.0     | <1.0       | <1.0         | <3.0        | 2.2        | <4.0      | NA          | 3.23           | 232         | NM        | NM                   | NM           | NM        | NM                     | NM           |
| MW-33                   | 11/17/2004  |                            | <1.0     | <1.0       | <1.0         | <3.0        | 2.2        | <4.0      | NA          | 3.20           | 32          | NM        | NM                   | NM           | NM        | NM                     | 0.00         |
| MW-33                   | 4/20/2005   |                            | <1.0     | <1.0       | <1.0         | <3.0        | <1.0       | <1.0      | NA          | 3.0            | 213         | NM        | NM                   | NM           | NM        | NM                     | NM           |
| MW-33                   | 10/11/2005  |                            | <1.0     | <1.0       | <1.0         | <3.0        | <1.0       | <1.0      | NA          | 4.60           | 2.2         | NM        | NM                   | 491          | 7.88      | NM                     | 0.1          |
| MW-33                   | 10/24/2006  |                            | <1.0     | <1.0       | <1.0         | <3.0        | <1.0       | <1.0      | NA          | 34.70          | 132.1       | NM        | NM                   | NM           | 7.27      | NM                     | 1.0          |
| MW-33                   | 4/30/2007   |                            | <1.0     | <1.0       | <1.0         | <3.0        | <1.0       | <4.0      | NA          | 5.02           | 58.8        | NM        | NM                   | NM           | 7.30      | NM                     | 0.0          |
| MW-33                   | 9/29/2007   |                            | <1.0     | <1.0       | <1.0         | <3.0        | <1.0       | <1.0      | NA          | 8.80           | 19.4        | NM        | NM                   | NM           | 7.37      | NM                     | 1.0          |
| MW-33                   | 5/9/2008    |                            | <1.0     | <1.0       | <1.0         | <3.0        | <1.0       | <1.0      | NA          | 3.97           | 184.3       | NM        | NM                   | NM           | 6.60      | NM                     | 1.0          |
| MW-33                   | 10/25/2008  |                            | <1.0     | <1.0       | <1.0         | <3.0        | <1.0       | <1.0      | NA          | 3.63           | 88.4        | NM        | NM                   | NM           | 7.25      | NM                     | 0.0          |
| MW-33                   | 10/29/2014  |                            | <0.40    | <0.39      | <0.39        | <1.2        | <0.84      | <0.48     | <0.42       | NM             | NM          | NM        | NM                   | NM           | NM        | NM                     | NM           |
| MW-33                   | 10/5/2015   |                            | <0.40    | <0.39      | <0.39        | <1.2        | <0.84      | <0.48     | <0.42       | NM             | NM          | NM        | NM                   | NM           | NM        | NM                     | NM           |
| MW-33                   | 10/4/2016   |                            | <0.40    | <0.39      | <0.39        | <1.2        | <0.84      | <0.48     | <0.42       | NM             | NM          | NM        | NM                   | NM           | NM        | NM                     | NM           |
| MW-34                   | 8/6/1991    |                            | <1.0     | <1.0       | <1.0         | <1.0        | NA         | <20       | NA          | NM             | NM          | NM        | NM                   | NM           | NM        | NM                     | NM           |
| MW-34                   | 1/8/1992    |                            | <1.0     | <1.0       | <1.0         | <1.0        | NA         | <20       | NA          | NM             | NM          | NM        | NM                   | NM           | NM        | NM                     | NM           |
| MW-34                   | 10/14/1992  |                            | <1.0     | <1.0       | <1.0         | <1.0        | NA         | <20       | NA          | NM             | NM          | NM        | NM                   | NM           | NM        | NM                     | NM           |
| MW-34                   | 10/14/1992  | D                          | <1.0     | <1.0       | <1.0         | <2.0        | <1.0       | <4.0      | NA          | NM             | NM          | NM        | NM                   | NM           | NM        | NM                     | NM           |
| MW-34                   | 6/25/1993   |                            | <1.0     | <1.0       | <1.0         | <2.0        | <1.0       | <4.0      | <1.5        | NM             | NM          | NM        | NM                   | NM           | NM        | NM                     | NM           |
| MW-34                   | 10/28/1993  |                            | <1.0     | <1.0       | <1.0         | <2.0        | <1.0       | <4.0      | <1.7        | NM             | NM          | NM        | NM                   | NM           | NM        | NM                     | NM           |
| MW-34                   | 4/27/1994   |                            | <1.0     | <1.0       | <1.0         | <2.0        | <1.0       | <4.0      | <1.5        | NM             | NM          | NM        | NM                   | NM           | NM        | NM                     | NM           |
| MW-34                   | 10/28/1994  |                            | <1.0     | <1.0       | <1.0         | <2.0        | <1.0       | <4.0      | <1.5        | NM             | NM          | NM        | NM                   | NM           | NM        | NM                     | NM           |
| MW-34                   | 4/6/1995    |                            | <1.0     | <1.0       | <1.0         | <2.0        | 2.7        | <4.0      | <1.5        | NM             | NM          | NM        | NM                   | NM           | NM        | NM                     | NM           |
| MW-34                   | 11/15/1995  |                            | <1.0     | 9.2        | 5.1          | 18          | 7.4        | <4.0      | NA          | NM             | NM          | NM        | NM                   | NM           | NM        | NM                     | NM           |
| MW-34                   | 4/22/1996   |                            | <1.0     | <1.0       | <1.0         | <2.0        | <1.0       | <4.0      | <0.24       | NM             | NM          | NM        | NM                   | NM           | NM        | NM                     | NM           |

**Table 5**  
**Groundwater Analytical Results - Terminal**  
Former Amoco Terminal  
Superior, Wisconsin

| Sample ID               | Sample Date | Analytical Parameters      |          |            |               |             |            |           |             | Bio-Parameters |             |           |                      |              |           |                        |              |
|-------------------------|-------------|----------------------------|----------|------------|---------------|-------------|------------|-----------|-------------|----------------|-------------|-----------|----------------------|--------------|-----------|------------------------|--------------|
|                         |             | Duplicate (D) or Split (S) | Benzene  | Toluene    | Ethyl-benzene | Xylenes     | Total TMBs | MTBE      | Naphthalene | DO             | REDOX       | Temp      | Specific Conductance | Conductivity | pH        | Alkalinity (ppm CaCO3) | Soluble Iron |
|                         |             |                            | µg/L     | µg/L       | µg/L          | µg/L        | µg/L       | µg/L      | µg/L        | ppm            | milli Volts | °C        | µs/cm                | µmhos/cm     | pH units  |                        | ppm          |
| <b>NR 140 ES --&gt;</b> |             |                            | <b>5</b> | <b>800</b> | <b>700</b>    | <b>2000</b> | <b>480</b> | <b>60</b> | <b>100</b>  | <b>--</b>      | <b>--</b>   | <b>--</b> | <b>--</b>            | <b>--</b>    | <b>--</b> |                        | <b>--</b>    |
| MW-34                   | 10/8/1996   |                            | 0.6      | <2         | <2            | <3          | <2.0       | <2        | NA          | NM             | NM          | NM        | NM                   | NM           | NM        | NM                     | NM           |
| MW-34                   | 4/29/1997   |                            | <1.0     | <1.0       | <1.0          | <2.0        | <1.0       | <4.0      | <1.0        | NM             | NM          | NM        | NM                   | NM           | NM        | NM                     | NM           |
| MW-34                   | 11/5/1997   |                            | <1.0     | <1.0       | <1.0          | <2.0        | <1.0       | 6.2       | NA          | 1.40           | 057         | 7.4       | NM                   | 657          | 7.54      | NM                     | NM           |
| MW-34                   | 11/3/1998   |                            | <1.0     | <1.0       | <1.0          | <2.0        | <1.0       | <4.0      | NA          | 3.54           | NM          | 6.7       | NM                   | 816          | 7.18      | NM                     | NM           |
| MW-34                   | 3/3/1999    |                            | <1.0     | <1.0       | <1.0          | <2.0        | NA         | <4.0      | NA          | 4.44           | NM          | 6.7       | NM                   | NM           | NM        | NM                     | NM           |
| MW-34                   | 8/17/1999   |                            | <1.0     | <1.0       | <1.0          | <3.0        | NA         | <4.0      | NA          | NM             | NM          | NM        | NM                   | NM           | NM        | NM                     | NM           |
| MW-34                   | 4/26/2000   |                            | <0.15    | <0.40      | <0.50         | <0.55       | <0.40      | <0.30     | NA          | 2.00           | 153         | NM        | NM                   | NM           | NM        | NM                     | NM           |
| MW-34                   | 10/10/2000  |                            | <0.13    | <0.20      | <0.22         | <0.23       | <0.29      | <0.16     | <1.1        | 4.20           | 193         | NM        | NM                   | NM           | NM        | NM                     | 0.20         |
| MW-34                   | 10/24/2001  |                            | <0.13    | <0.20      | <0.22         | <0.23       | <0.29      | <0.16     | NA          | 10.70          | 074         | NM        | NM                   | NM           | NM        | NM                     | 0.10         |
| MW-34                   | 4/23/2002   |                            | <0.13    | <0.20      | <0.22         | <0.23       | <0.29      | <0.16     | <1.1        | 2.46           | 141         | NM        | NM                   | NM           | NM        | NM                     | 0.10         |
| MW-34                   | 11/7/2002   |                            | <0.13    | <0.20      | <0.22         | <0.23       | <0.29      | <0.16     | <0.46       | NM             | NM          | NM        | NM                   | NM           | NM        | NM                     | NM           |
| MW-34                   | 4/15/2003   |                            | <1.0     | <1.0       | <1.0          | <3.0        | <1.0       | <4.0      | NA          | 0.70           | 059         | NM        | NM                   | NM           | NM        | NM                     | 0.0          |
| MW-34                   | 10/21/2003  |                            | <1.0     | <1.0       | <1.0          | <3.0        | <1.0       | <4.0      | NA          | 3.60           | -055        | NM        | NM                   | NM           | NM        | NM                     | NM           |
| MW-34                   | 4/20/2004   |                            | <1.0     | <1.0       | <1.0          | <3.0        | 2.1        | <4.0      | NA          | 1.67           | 164         | NM        | NM                   | NM           | NM        | NM                     | NM           |
| MW-34                   | 11/17/2004  |                            | <1.0     | <1.0       | <1.0          | <3.0        | <1.0       | <4.0      | NA          | 1.50           | 078         | NM        | NM                   | NM           | NM        | NM                     | 0.10         |
| MW-34                   | 4/20/2005   |                            | <1.0     | <1.0       | <1.0          | <3.0        | <1.0       | <1.0      | NA          | 2.1            | 171         | NM        | NM                   | NM           | NM        | NM                     | NM           |
| MW-34                   | 10/11/2005  |                            | <1.0     | <1.0       | <1.0          | <3.0        | <1.0       | <1.0      | NA          | NM             | NM          | NM        | NM                   | NM           | NM        | NM                     | NM           |
| MW-34                   | 5/23/2006   |                            | <1.0     | <1.0       | <1.0          | <3.0        | <1.0       | <1.0      | NA          | NM             | NM          | NM        | NM                   | NM           | NM        | NM                     | NM           |
| MW-34                   | 10/24/2006  |                            | <1.0     | <1.0       | <1.0          | <3.0        | <1.0       | <1.0      | NA          | NM             | NM          | NM        | NM                   | NM           | NM        | NM                     | NM           |
| MW-34                   | 4/29/2007   |                            | <1.0     | <1.0       | <1.0          | <3.0        | <1.0       | <4.0      | NA          | NM             | NM          | NM        | NM                   | NM           | NM        | NM                     | NM           |
| MW-34                   | 9/29/2007   |                            | <1.0     | <1.0       | <1.0          | <3.0        | <1.0       | <1.0      | NA          | NM             | NM          | NM        | NM                   | NM           | NM        | NM                     | NM           |
| MW-34                   | 5/7/2008    |                            | <1.0     | <1.0       | <1.0          | <3.0        | <1.0       | <1.0      | NA          | NM             | NM          | NM        | NM                   | NM           | NM        | NM                     | NM           |
| MW-34                   | 10/25/2008  |                            | <1.0     | <1.0       | <1.0          | <3.0        | <1.0       | <1.0      | NA          | NM             | NM          | NM        | NM                   | NM           | NM        | NM                     | NM           |
| MW-34                   | 4/20/2009   |                            | <1.0     | <1.0       | <1.0          | <3.0        | <1.0       | <1.0      | NA          | NM             | NM          | NM        | NM                   | NM           | NM        | NM                     | NM           |
| MW-34                   | 10/14/2009  |                            | <1.0     | <1.0       | <1.0          | <3.0        | <1.0       | <1.0      | NA          | NM             | NM          | NM        | NM                   | NM           | NM        | NM                     | NM           |
| MW-34                   | 10/27/2010  |                            | <1.0     | <1.0       | <1.0          | <3.0        | <1.0       | <1.0      | NA          | NM             | NM          | NM        | NM                   | NM           | NM        | NM                     | NM           |
| MW-34                   | 10/20/2011  |                            | <1.0     | <1.0       | <1.0          | <3.0        | <1.0       | <1.0      | NA          | 1.56           | -81         | 7.28      | NM                   | 690          | 8.3       | NM                     | NM           |
| MW-34                   | 10/2/2012   |                            | <1.0     | <1.0       | <1.0          | <3.0        | <1.0       | <1.0      | NA          | NM             | NM          | NM        | NM                   | NM           | NM        | NM                     | NM           |
| MW-34                   | 10/2/2013   |                            | <0.34    | <0.34      | <0.34         | <1.0        | <0.69      | <0.37     | NA          | NM             | NM          | NM        | NM                   | NM           | NM        | NM                     | NM           |
| MW-34                   | 10/2/2013   | D                          | <0.34    | <0.34      | <0.34         | <1.0        | <0.69      | <0.37     | NA          | NM             | NM          | NM        | NM                   | NM           | NM        | NM                     | NM           |
| MW-34                   | 10/29/2014  |                            | <0.40    | <0.39      | <0.39         | <1.2        | <0.84      | <0.48     | <0.42       | NM             | NM          | NM        | NM                   | NM           | NM        | NM                     | NM           |
| MW-34                   | 10/29/2014  | D                          | <0.40    | <0.39      | <0.39         | <1.2        | <0.84      | <0.48     | <0.42       | NM             | NM          | NM        | NM                   | NM           | NM        | NM                     | NM           |
| MW-34                   | 10/5/2015   |                            | <0.40    | <0.39      | <0.39         | <1.2        | <0.84      | <0.48     | <0.42       | NM             | NM          | NM        | NM                   | NM           | NM        | NM                     | NM           |
| MW-34                   | 6/3/2019    |                            | NM       | NM         | NM            | NM          | NM         | NM        | NM          | 2.12           | 280.8       | 8.59      | NM                   | 790          | 8.59      | 350                    | <0.0354      |
| P-34D                   | 9/13/2011   |                            | <1.0     | <1.0       | <1.0          | <3.0        | <1.0       | <1.0      | <4.0        | NM             | NM          | NM        | NM                   | NM           | NM        | NM                     | NM           |

**Table 5**  
**Groundwater Analytical Results - Terminal**  
Former Amoco Terminal  
Superior, Wisconsin

| Sample ID               | Sample Date | Analytical Parameters      |          |            |              |             |            |           |             | Bio-Parameters |             |           |                      |              |           |                        |              |
|-------------------------|-------------|----------------------------|----------|------------|--------------|-------------|------------|-----------|-------------|----------------|-------------|-----------|----------------------|--------------|-----------|------------------------|--------------|
|                         |             | Duplicate (D) or Split (S) | Benzene  | Toluene    | Ethylbenzene | Xylenes     | Total TMBs | MTBE      | Naphthalene | DO             | REDOX       | Temp      | Specific Conductance | Conductivity | pH        | Alkalinity (ppm CaCO3) | Soluble Iron |
|                         |             |                            | µg/L     | µg/L       | µg/L         | µg/L        | µg/L       | µg/L      | µg/L        | ppm            | milli Volts | °C        | µs/cm                | µmhos/cm     | pH units  |                        | ppm          |
| <b>NR 140 ES --&gt;</b> |             |                            | <b>5</b> | <b>800</b> | <b>700</b>   | <b>2000</b> | <b>480</b> | <b>60</b> | <b>100</b>  | <b>--</b>      | <b>--</b>   | <b>--</b> | <b>--</b>            | <b>--</b>    | <b>--</b> |                        | <b>--</b>    |
| MW-35                   | 8/6/1991    |                            | <1.0     | <1.0       | <1.0         | <1.0        | NA         | <20       | NA          | NM             | NM          | NM        | NM                   | NM           | NM        | NM                     | NM           |
| MW-35                   | 1/8/1992    |                            | <1.0     | <1.0       | <1.0         | <1.0        | NA         | <20       | NA          | NM             | NM          | NM        | NM                   | NM           | NM        | NM                     | NM           |
| MW-35                   | 10/14/1992  |                            | <1.0     | <1.0       | <1.0         | <1.0        | NA         | <20       | NA          | NM             | NM          | NM        | NM                   | NM           | NM        | NM                     | NM           |
| MW-35                   | 6/25/1993   |                            | <1.0     | <1.0       | <1.0         | <2.0        | <1.0       | <4.0      | <1.6        | NM             | NM          | NM        | NM                   | NM           | NM        | NM                     | NM           |
| MW-35                   | 10/28/1993  |                            | <1.0     | <1.0       | <1.0         | <2.0        | <1.0       | <4.0      | <1.6        | NM             | NM          | NM        | NM                   | NM           | NM        | NM                     | NM           |
| MW-35                   | 4/27/1994   |                            | <1.0     | <1.0       | <1.0         | <2.0        | <1.0       | <4.0      | <1.5        | NM             | NM          | NM        | NM                   | NM           | NM        | NM                     | NM           |
| MW-35                   | 10/28/1994  |                            | <1.0     | <1.0       | <1.0         | <2.0        | <1.0       | <4.0      | <1.5        | NM             | NM          | NM        | NM                   | NM           | NM        | NM                     | NM           |
| MW-35                   | 4/6/1995    |                            | <1.0     | <1.0       | <1.0         | <2.0        | <1.0       | <4.0      | <1.5        | NM             | NM          | NM        | NM                   | NM           | NM        | NM                     | NM           |
| MW-35                   | 11/15/1995  |                            | <1.0     | <1.0       | <1.0         | <2.0        | <1.0       | <4.0      | NA          | NM             | NM          | NM        | NM                   | NM           | NM        | NM                     | NM           |
| MW-35                   | 4/22/1996   |                            | <1.0     | <1.0       | <1.0         | <2.0        | <1.0       | <4.0      | <0.24       | NM             | NM          | NM        | NM                   | NM           | NM        | NM                     | NM           |
| MW-35                   | 10/8/1996   |                            | <0.5     | <2         | <2           | <3          | <2.0       | <2        | NA          | NM             | NM          | NM        | NM                   | NM           | NM        | NM                     | NM           |
| MW-35                   | 4/29/1997   |                            | <1.0     | <1.0       | <1.0         | <2.0        | <1.0       | <4.0      | <1.0        | NM             | NM          | NM        | NM                   | NM           | NM        | NM                     | NM           |
| MW-35                   | 11/5/1997   |                            | 2.3      | 2.3        | 2.4          | 6.8         | 5.2        | 9.5       | NA          | 2.10           | 065         | 2.9       | NM                   | 1157         | 6.73      | NM                     | NM           |
| MW-35                   | 11/3/1998   |                            | <1.0     | <1.0       | <1.0         | <2.0        | <1.0       | <4.0      | NA          | 1.26           | NM          | 7.7       | NM                   | 1340         | 6.52      | NM                     | NM           |
| MW-35                   | 3/3/1999    |                            | <1.0     | <1.0       | <1.0         | <2.0        | NA         | <4.0      | NA          | 3.49           | NM          | 6.7       | NM                   | NM           | NM        | NM                     | NM           |
| MW-35                   | 8/17/1999   |                            | <1.0     | <1.0       | 1.0          | <3.0        | NA         | <4.0      | NA          | NM             | NM          | NM        | NM                   | NM           | NM        | NM                     | NM           |
| MW-35                   | 4/26/2000   |                            | <0.15    | <0.40      | <0.50        | 0.215       | 0.6        | <0.3      | NA          | 0.10           | 191         | NM        | NM                   | NM           | NM        | NM                     | NM           |
| MW-35                   | 10/10/2000  |                            | <0.13    | <0.20      | <0.22        | <0.23       | <0.29      | <0.16     | <1.1        | 0.90           | 280         | NM        | NM                   | NM           | NM        | NM                     | 0.40         |
| MW-35                   | 4/24/2001   |                            | <0.13    | <0.20      | <0.22        | 0.340       | <0.29      | <0.16     | NA          | 2.60           | 178         | NM        | NM                   | NM           | NM        | NM                     | NM           |
| MW-35                   | 10/23/2001  |                            | <0.13    | <0.20      | <0.22        | <0.23       | <0.29      | <0.16     | NA          | 2.90           | -018        | NM        | NM                   | NM           | NM        | NM                     | 0.00         |
| MW-35                   | 4/23/2002   |                            | <0.13    | <0.20      | <0.22        | <0.23       | <0.29      | <0.16     | <1.1        | 3.73           | 164         | NM        | NM                   | NM           | NM        | NM                     | 0.30         |
| MW-35                   | 11/6/2002   |                            | <0.13    | <0.20      | <0.22        | <0.23       | <0.29      | <0.16     | <0.46       | NA             | NA          | NA        | NM                   | NA           | NA        | NM                     | NA           |
| MW-35                   | 4/15/2003   |                            | <1.0     | <1.0       | <1.0         | <3.0        | <1.0       | <4.0      | NA          | 0.50           | 191         | NA        | NM                   | NA           | NA        | NM                     | 0.07         |
| MW-35                   | 10/21/2003  |                            | <1.0     | <1.0       | <1.0         | <3.0        | <1.0       | <4.0      | NA          | 1.60           | 055         | NA        | NM                   | NA           | NA        | NM                     | NM           |
| MW-35                   | 4/20/2004   |                            | <1.0     | <1.0       | <1.0         | <3.0        | <1.0       | <4.0      | NA          | 1.68           | 224         | NA        | NM                   | NA           | NA        | NM                     | NM           |
| MW-35                   | 11/17/2004  |                            | <1.0     | <1.0       | <1.0         | <3.0        | <1.0       | <4.0      | NA          | 2.30           | 153         | NA        | NM                   | NA           | NA        | NM                     | 0.00         |
| MW-35                   | 4/20/2005   |                            | <1.0     | <1.0       | <1.0         | <3.0        | <1.0       | <1.0      | NA          | 4.2            | 120         | NA        | NM                   | NA           | NA        | NM                     | NM           |
| MW-35                   | 10/12/2005  |                            | <1.0     | <1.0       | <1.0         | <3.0        | <1.0       | <1.0      | NA          | 3.9            | -083        | NA        | NM                   | 1055         | 7.02      | NM                     | 0.2          |
| MW-35                   | 5/23/2006   |                            | <1.0     | <1.0       | <1.0         | <3.0        | <1.0       | <1.0      | NA          | 3.6            | -066        | NM        | NM                   | 1026         | 7.40      | NM                     | 0.1          |
| MW-35                   | 10/22/2006  |                            | <1.0     | <1.0       | <1.0         | <3.0        | <1.0       | <1.0      | NA          | 33             | 229         | NM        | NM                   | NM           | 6.60      | NM                     | 0.0          |
| MW-35                   | 4/29/2007   |                            | <1.0     | <1.0       | <1.0         | <3.0        | <1.0       | <4.0      | NA          | 10.52          | 184.5       | NM        | NM                   | NM           | 6.73      | NM                     | 0.0          |
| MW-35                   | 9/29/2007   |                            | <1.0     | <1.0       | <1.0         | <3.0        | <1.0       | <1.0      | NA          | 0.15           | 056.5       | NM        | NM                   | NM           | 6.73      | NM                     | 1.0          |
| MW-35                   | 5/7/2008    |                            | <1.0     | <1.0       | <1.0         | <3.0        | <1.0       | <1.0      | NA          | 5.15           | 256.4       | NM        | NM                   | NM           | 6.32      | NM                     | 1.0          |
| MW-35                   | 10/25/2008  |                            | <1.0     | <1.0       | <1.0         | <3.0        | <1.0       | <1.0      | NA          | 3.95           | 163.0       | NM        | NM                   | NM           | 6.42      | NM                     | 1.0          |
| MW-35                   | 4/20/2009   |                            | <1.0     | <1.0       | <1.0         | <3.0        | <1.0       | <1.0      | NA          | NM             | NM          | NM        | NM                   | NM           | NM        | NM                     | NM           |

**Table 5**  
**Groundwater Analytical Results - Terminal**  
Former Amoco Terminal  
Superior, Wisconsin

| Sample ID               | Sample Date | Analytical Parameters      |  |            |              |             |            |           |             | Bio-Parameters |             |      |                      |              |          |                        |              |
|-------------------------|-------------|----------------------------|--|------------|--------------|-------------|------------|-----------|-------------|----------------|-------------|------|----------------------|--------------|----------|------------------------|--------------|
|                         |             | Duplicate (D) or Split (S) | Benzene                                | Toluene    | Ethylbenzene | Xylenes     | Total TMBs | MTBE      | Naphthalene | DO             | REDOX       | Temp | Specific Conductance | Conductivity | pH       | Alkalinity (ppm CaCO3) | Soluble Iron |
|                         |             |                            | µg/L                                   | µg/L       | µg/L         | µg/L        | µg/L       | µg/L      | µg/L        | ppm            | milli Volts | °C   | µs/cm                | µmhos/cm     | pH units |                        | ppm          |
| <b>NR 140 ES --&gt;</b> |             |                            | <b>5</b>                               | <b>800</b> | <b>700</b>   | <b>2000</b> | <b>480</b> | <b>60</b> | <b>100</b>  | --             | --          | --   | --                   | --           |          | --                     |              |
| MW-35                   | 10/14/2009  |                            | <1.0                                   | <1.0       | <1.0         | <3.0        | <1.0       | <1.0      | NA          | 2.96           | 166.0       | NM   | NM                   | NM           | 6.96     | NM                     | NM           |
| MW-35                   | 10/27/2010  |                            | <1.0                                   | <1.0       | <1.0         | <3.0        | <1.0       | <1.0      | NA          | NM             | NM          | NM   | NM                   | NM           | NM       | NM                     | NM           |
| MW-35                   | 10/13/2011  |                            | <1.0                                   | <1.0       | <1.0         | <3.0        | <1.0       | <1.0      | NA          | 1.81           | 56          | 7.88 | NM                   | 1064         | 7.76     | NM                     | NM           |
| MW-35                   | 10/3/2012   |                            | <1.0                                   | <1.0       | <1.0         | <3.0        | <1.0       | <1.0      | NA          | NM             | NM          | NM   | NM                   | NM           | NM       | NM                     | NM           |
| MW-35                   | 10/2/2013   |                            | <0.34                                  | <0.34      | <0.34        | <1.0        | <0.69      | <0.37     | NA          | NM             | NM          | NM   | NM                   | NM           | NM       | NM                     | NM           |
| MW-35                   | 10/29/2014  |                            | <0.40                                  | <0.39      | <0.39        | <1.2        | <0.84      | <0.48     | <0.42       | NM             | NM          | NM   | NM                   | NM           | NM       | NM                     | NM           |
| MW-35                   | 10/6/2015   |                            | <0.40                                  | <0.39      | <0.39        | <1.2        | <0.84      | <0.48     | <0.42       | NM             | NM          | NM   | NM                   | NM           | NM       | NM                     | NM           |
| MW-47                   | 10/4/2016   |                            | <0.40                                  | <0.39      | <0.39        | <1.25       | <0.84      | <0.48     | <0.42       | NM             | NM          | NM   | NM                   | NM           | NM       | NM                     | NM           |
| MWT-6                   | 10/23/03    |                            | Not sampled due to presence of product |            |              |             |            |           |             |                |             |      |                      | NM           |          |                        |              |
| MWT-6                   | 04/19/04    |                            | Not sampled due to presence of product |            |              |             |            |           |             |                |             |      |                      | NM           |          |                        |              |
| MWT-6                   | 11/15/04    |                            | Not sampled due to presence of product |            |              |             |            |           |             |                |             |      |                      | NM           |          |                        |              |
| MWT-6                   | 04/18/05    |                            | Not sampled due to presence of product |            |              |             |            |           |             |                |             |      |                      | NM           |          |                        |              |
| MWT-6                   | 10/12/2005  |                            | <b>340</b>                             | 480        | 390          | 1380        | <b>680</b> | <5.0      | NA          | NM             | NM          | NM   | NM                   | NM           | NM       | NM                     | NM           |
| MWT-6                   | 05/23/06    |                            | Not sampled                            |            |              |             |            |           |             |                |             |      |                      |              |          |                        |              |
| MWT-6                   | 10/16/06    |                            | Not sampled due to presence of product |            |              |             |            |           |             |                |             |      |                      | NM           |          |                        |              |
| MWT-6                   | 04/23/07    |                            | Not sampled due to presence of product |            |              |             |            |           |             |                |             |      |                      | NM           |          |                        |              |
| MWT-6                   | 09/25/07    |                            | Not sampled due to presence of product |            |              |             |            |           |             |                |             |      |                      | NM           |          |                        |              |
| MWT-6                   | 10/30/08    |                            | <b>278</b>                             | 208        | 138          | 1730        | <b>867</b> | <5.0      | NA          | NM             | NM          | NM   | NM                   | NM           | NM       | NM                     | NM           |
| MWT-6                   | 10/03/12    |                            | <b>63</b>                              | 31.6       | 75           | 548         | 469        | <2.0      | NA          | NM             | NM          | NM   | NM                   | NM           | NM       | NM                     | NM           |
| MWT-6                   | 10/2/2013   |                            | <b>49.8</b>                            | 12.80      | 71.6         | 325         | 326        | 1.7       | NA          | NM             | NM          | NM   | NM                   | NM           | NM       | NM                     | NM           |
| MWT-6                   | 10/30/2014  |                            | <b>52.1</b>                            | 4.4        | 47.6         | 247         | 428        | 2.0       | <b>135</b>  | NM             | NM          | NM   | NM                   | NM           | NM       | NM                     | NM           |
| MWT-6                   | 10/6/2015   |                            | <b>59.8</b>                            | 14.2       | 63.0         | 205         | 273        | 2.2       | 95.8        | NM             | NM          | NM   | NM                   | NM           | NM       | NM                     | NM           |
| MWT-2S                  | 10/21/2003  |                            | <1.0                                   | <1.0       | <1.0         | <3.0        | <1.0       | <4.0      | NA          | 2.40           | 139         | NM   | NM                   | NM           | NM       | NM                     | NM           |
| MWT-2S                  | 4/20/2004   |                            | <1.0                                   | <1.0       | <1.0         | <3.0        | <1.0       | <4.0      | NA          | 2.14           | 193         | NM   | NM                   | NM           | NM       | NM                     | NM           |
| MWT-2S                  | 11/17/2004  |                            | <1.0                                   | <1.0       | <1.0         | <3.0        | <1.0       | <1.0      | NA          | 3.00           | 140         | NM   | NM                   | NM           | NM       | NM                     | 0.10         |
| MWT-2S                  | 4/20/2005   |                            | <1.0                                   | <1.0       | <1.0         | <3.0        | <1.0       | <1.0      | <1.0        | 2.7            | 209         | NM   | NM                   | NM           | NM       | NM                     | NM           |
| MWT-2S                  | 10/11/2005  |                            | <1.0                                   | <1.0       | <1.0         | <3.0        | <1.0       | <1.0      | <1.0        | 5.63           | 37.5        | NM   | NM                   | 617          | 7.85     | NM                     | 0.1          |
| MWT-2S                  | 10/25/2006  |                            | <1.0                                   | <1.0       | <1.0         | <3.0        | <1.0       | <1.0      | <1.0        | 14.8           | 146.2       | NM   | NM                   | NM           | 7.16     | NM                     | 1.0          |
| MWT-2S                  | 5/1/2007    |                            | 4.1                                    | <1.0       | <1.0         | <3.0        | <1.0       | <1.0      | <1.0        | 4.39           | 80.9        | NM   | NM                   | NM           | 7.18     | NM                     | 1.0          |
| MWT-2S                  | 9/29/2007   |                            | <1.0                                   | <1.0       | <1.0         | <3.0        | <1.0       | <1.0      | <1.0        | 1.95           | 18.1        | NM   | NM                   | NM           | 7.36     | NM                     | 1.0          |
| MWT-2S                  | 5/10/2008   |                            | <b>6.2</b>                             | <1.0       | <1.0         | <3.0        | <1.0       | <1.0      | <4.0        | 1.85           | 248.4       | NM   | NM                   | NM           | 6.43     | NM                     | 1.0          |
| MWT-2S                  | 10/28/2008  |                            | <1.0                                   | <1.0       | <1.0         | <3.0        | <1.0       | <1.0      | <4.0        | 2.27           | 95.9        | NM   | NM                   | NM           | 7.04     | NM                     | 0.0          |
| MWT-2S                  | 10/10/2018  |                            | <0.31                                  | <0.49      | <0.33        | <0.98       | <0.67      | <0.33     | <0.51       | NM             | NM          | NM   | NM                   | NM           | NM       | NM                     | NM           |

**Table 5**  
**Groundwater Analytical Results - Terminal**  
Former Amoco Terminal  
Superior, Wisconsin

| Sample ID               | Sample Date | Analytical Parameters      |             |            |               |             |            |              |                | Bio-Parameters |             |      |                      |              |          |                        |              |
|-------------------------|-------------|----------------------------|-------------|------------|---------------|-------------|------------|--------------|----------------|----------------|-------------|------|----------------------|--------------|----------|------------------------|--------------|
|                         |             | Duplicate (D) or Split (S) | Benzene     | Toluene    | Ethyl-benzene | Xylenes     | Total TMBs | MTBE         | Naphthalene    | DO             | REDOX       | Temp | Specific Conductance | Conductivity | pH       | Alkalinity (ppm CaCO3) | Soluble Iron |
|                         |             |                            | µg/L        | µg/L       | µg/L          | µg/L        | µg/L       | µg/L         | µg/L           | ppm            | milli Volts | °C   | µs/cm                | µmhos/cm     | pH units |                        | ppm          |
| <b>NR 140 ES --&gt;</b> |             |                            | <b>5</b>    | <b>800</b> | <b>700</b>    | <b>2000</b> | <b>480</b> | <b>60</b>    | <b>100</b>     | --             | --          | --   | --                   | --           | --       |                        | --           |
| MWT-2S                  | 6/5/2019    |                            | NM          | NM         | NM            | NM          | NM         | NM           | NM             | 5              | 248.5       | 6.0  | NM                   | 600.1        | 7.64     | 280                    | <0.0354      |
| MWT-2S                  | 10/2/2019   |                            | <0.31       | <0.16      | <0.33         | <0.47       | <0.67      | <0.32        | <0.51          | 3.9            | 71.5        | 7.0  | 453.8                | NM           | 7.52     | NM                     | NM           |
| MWT-2D                  | 10/21/2003  |                            | <b>1500</b> | 67         | 11            | 87          | 46         | <4.0         | NA             | 0.60           | 047         | NM   | NM                   | NM           | NM       | NM                     | NM           |
| MWT-2D                  | 4/13/2004   |                            | <b>85</b>   | 7.4        | 1.0           | <3.0        | 6.0        | <4.0         | NA             | 4.04           | 177         | NM   | NM                   | NM           | NM       | NM                     | NM           |
| MWT-2D                  | 11/17/2004  |                            | <b>1820</b> | 92.3       | 32.0          | 132         | 74.2       | <1.0         | 83.2           | 2.40           | 127         | NM   | NM                   | NM           | NM       | NM                     | 0.00         |
| MWT-2D                  | 11/18/2004  | D                          | <b>1720</b> | 99.8       | 29.0          | 132         | 70.2       | <b>67.8</b>  | NA             | NM             | NM          | NM   | NM                   | NM           | NM       | NM                     | NM           |
| MWT-2D                  | 4/20/2005   |                            | <b>4510</b> | 153        | 158           | 340         | 182.8      | <1.0         | <b>226</b>     | 0.80           | 231         | NM   | NM                   | NM           | NM       | NM                     | NM           |
| MWT-2D                  | 10/11/2005  |                            | <b>4700</b> | 220        | 120           | 300         | 179        | <50          | <b>220</b>     | 1.35           | -6.2        | NM   | NM                   | 828          | 7.94     | NM                     | 0.1          |
| MWT-2D                  | 10/25/2006  |                            | <b>5740</b> | 273        | 184           | 310         | 187.6      | <10.0        | <b>245</b>     | NM             | NM          | NM   | NM                   | NM           | NM       | NM                     | NM           |
| MWT-2D                  | 5/1/2007    |                            | <b>4790</b> | 258        | 150           | 337         | 185.2      | <25.0        | <b>241</b>     | 0.52           | -116.4      | NM   | NM                   | NM           | 7.06     | NM                     | 0.00         |
| MWT-2D                  | 9/29/2007   |                            | <b>3910</b> | 215        | 55.3          | 305         | 154.9      | <25.0        | NA             | 0.16           | -4.6        | NM   | NM                   | NM           | 7.18     | NM                     | 0.00         |
| MWT-2D                  | 5/10/2008   |                            | <b>5060</b> | 227        | 43.6          | 252         | 105.3      | <25.0        | <100           | 0.55           | 77.5        | NM   | NM                   | NM           | 6.53     | NM                     | 1.00         |
| MWT-2D                  | 10/28/2008  |                            | <b>5080</b> | 214        | 41.0          | 250         | 102.7      | <5.0         | 72.3           | 0.79           | -36.4       | NM   | NM                   | NM           | 6.96     | NM                     | 0.00         |
| MWT-2D                  | 10/17/2011  |                            | <b>2800</b> | 174        | 75.0          | 261         | 138.5      | <1.0         | <b>129</b>     | 0.65           | -99         | 7.33 | NM                   | 922          | 7.94     | NM                     | NM           |
| MWT-2D                  | 4/17/2012   |                            | <b>3230</b> | 159        | 137           | 226         | 118.7      | <25.0        | NA             | 0.31           | 54.3        | 7.2  | NM                   | 1267         | 7.19     | NM                     | NM           |
| MWT-2D                  | 10/2/2012   |                            | <b>4310</b> | 224        | 275           | 342         | 172.7      | <20.0        | NA             | NM             | NM          | NM   | NM                   | NM           | NM       | NM                     | NM           |
| MWT-2D                  | 5/7/2013    |                            | <b>4570</b> | 211        | 264           | 350         | 175.9      | <50.0        | <b>&lt;200</b> | 0.58           | 168.3       | 7.7  | NM                   | 1195         | 6.97     | NM                     | NM           |
| MWT-2D                  | 5/7/2013    | D                          | <b>4540</b> | 222        | 257           | 343         | 173.7      | <50.0        | <b>&lt;200</b> | 0.58           | 168.3       | 7.7  | NM                   | 1195         | 6.97     | NM                     | NM           |
| MWT-2D                  | 10/3/2013   |                            | <b>3120</b> | 173        | 195           | 277         | 122.4      | 30.3J        | NA             | NM             | NM          | NM   | NM                   | NM           | NM       | NM                     | NM           |
| MWT-2D                  | 5/22/2014   |                            | <b>3450</b> | 219        | 247           | 320         | 209.4      | <25.0        | <b>347</b>     | NM             | NM          | NM   | NM                   | NM           | NM       | NM                     | NM           |
| MWT-2D                  | 10/30/2014  |                            | <b>3400</b> | 201        | 240           | 366         | 169.7      | 28.9J        | <b>174</b>     | NM             | NM          | NM   | NM                   | NM           | NM       | NM                     | NM           |
| MWT-2D                  | 5/5/2015    |                            | <b>3720</b> | 224        | 277           | 377         | 172.2      | 46.3J        | <b>180</b>     | NM             | NM          | NM   | NM                   | NM           | NM       | NM                     | NM           |
| MWT-2D                  | 10/7/2015   |                            | <b>3740</b> | 232        | 285           | 393         | 199.9      | 43.1J        | <b>215</b>     | NM             | NM          | NM   | NM                   | NM           | NM       | NM                     | NM           |
| MWT-2D                  | 5/25/2016   |                            | <b>3670</b> | 246        | 331           | 398         | 203.0      | <b>92.5</b>  | <b>196</b>     | NM             | NM          | NM   | NM                   | NM           | NM       | NM                     | NM           |
| MWT-2D                  | 10/6/2016   |                            | <b>3590</b> | 228        | 319           | 352         | 193.3      | <b>92.8</b>  | <b>163</b>     | NM             | NM          | NM   | NM                   | NM           | NM       | NM                     | NM           |
| MWT-2D                  | 6/14/2017   |                            | <b>3440</b> | 214        | 331           | 374         | 191.2      | <b>115</b>   | <b>167</b>     | NM             | NM          | NM   | NM                   | NM           | NM       | NM                     | NM           |
| MWT-2D                  | 10/4/2016   |                            | <b>3300</b> | 194        | 303           | 344         | 181.9      | <b>119</b>   | <b>160</b>     | NM             | NM          | NM   | NM                   | NM           | NM       | NM                     | NM           |
| MWT-2D                  | 6/27/2018   |                            | <b>2970</b> | 171        | 287           | 312         | 163.6      | <b>190</b>   | <b>133</b>     | NM             | NM          | NM   | NM                   | NM           | NM       | NM                     | NM           |
| MWT-2D                  | 6/27/2018   | D                          | <b>3290</b> | 185        | 322           | 354         | 186.5      | <b>212</b>   | <b>157</b>     | NM             | NM          | NM   | NM                   | NM           | NM       | NM                     | NM           |
| MWT-2D                  | 10/12/2018  |                            | <b>3100</b> | 163        | 286           | 303.5       | 149.4      | <b>129</b>   | <b>127</b>     | NM             | NM          | NM   | NM                   | NM           | NM       | NM                     | NM           |
| MWT-2D                  | 10/12/2018  | D                          | <b>3210</b> | 170        | 303           | 326.4J      | 161.3      | <b>134.0</b> | <b>135</b>     | NM             | NM          | NM   | NM                   | NM           | NM       | NM                     | NM           |
| MWT-2D                  | 6/6/2019    |                            | <b>2970</b> | 147.0      | 260           | 256         | 145.9      | <b>197</b>   | <b>119</b>     | 0.88           | -92.1       | 7.0  | NM                   | 1322         | 8.33     | 330                    | <0.0354      |
| MWT-2D(Dup3)            | 6/6/2019    |                            | <b>2810</b> | 141.0      | 256           | 256         | 141.2      | <b>166</b>   | <b>119</b>     | NM             | NM          | NM   | NM                   | NM           | NM       | NM                     | NM           |
| MWT-2D                  | 10/3/2019   |                            | <b>2400</b> | 109.0      | 191           | 208.8       | 99.4       | <b>115</b>   | <b>93</b>      | 1.01           | -14.1       | 6.7  | 1301                 | NM           | 7.22     | NM                     | NM           |
| MWT-2D(Dup3)            | 10/3/2019   | D                          | <b>2260</b> | 105.0      | 186           | 206J        | 97.2       | <b>113</b>   | <b>97.1</b>    | NM             | NM          | NM   | NM                   | NM           | NM       | NM                     | NM           |

**Table 5**  
**Groundwater Analytical Results - Terminal**  
Former Amoco Terminal  
Superior, Wisconsin

| Sample ID               | Sample Date | Analytical Parameters      |           |            |              |             |            |           |             | Bio-Parameters |             |      |                      |              |          |                        |              |
|-------------------------|-------------|----------------------------|-----------|------------|--------------|-------------|------------|-----------|-------------|----------------|-------------|------|----------------------|--------------|----------|------------------------|--------------|
|                         |             | Duplicate (D) or Split (S) | Benzene   | Toluene    | Ethylbenzene | Xylenes     | Total TMBs | MTBE      | Naphthalene | DO             | REDOX       | Temp | Specific Conductance | Conductivity | pH       | Alkalinity (ppm CaCO3) | Soluble Iron |
|                         |             |                            | µg/L      | µg/L       | µg/L         | µg/L        | µg/L       | µg/L      | µg/L        | ppm            | milli Volts | °C   | µs/cm                | µmhos/cm     | pH units |                        | ppm          |
| <b>NR 140 ES --&gt;</b> |             |                            | <b>5</b>  | <b>800</b> | <b>700</b>   | <b>2000</b> | <b>480</b> | <b>60</b> | <b>100</b>  | --             | --          | --   | --                   | --           | --       | --                     | --           |
| MWT-2D                  | 5/28/2020   |                            | 2540      | 124.0      | 232          | 253.1J      | 116.1      | 116       | 109         | NM             | NM          | NM   | NM                   | NM           | NM       | NM                     | NM           |
| MWT-2D(Dup2)            | 5/28/2020   | D                          | 2350      | 119.0      | 218          | 236.4J      | 112.9      | 105       | 108         | NM             | NM          | NM   | NM                   | NM           | NM       | NM                     | NM           |
| MWT-2D                  | 10/7/2020   |                            | 2550      | 200        | 209          | 277.2       | 111.1      | 139       | 140         | NM             | NM          | NM   | NM                   | NM           | NM       | NM                     | NM           |
| MWT-2D(Dup2)            | 10/7/2020   | D                          | 2290      | 113        | 181          | 210.9       | 96.5       | 129       | 94.1        | NM             | NM          | NM   | NM                   | NM           | NM       | NM                     | NM           |
| MWT-2D                  | 5/27/2021   |                            | 2610      | 149        | 239          | 278.3J      | 125.5      | 115       | 111         | NM             | NM          | NM   | NM                   | NM           | NM       | NM                     | NM           |
| MWT-2D(Dup2)            | 5/27/2021   |                            | 2720      | 148        | 246          | 280.5       | 132.1      | 123       | 115         | NM             | NM          | NM   | NM                   | NM           | NM       | NM                     | NM           |
| MWT-2D                  | 10/5/2021   |                            | 2520      | 134        | 225          | 253.1       | 115.8      | 111       | 93.6        | NM             | NM          | NM   | NM                   | NM           | NM       | NM                     | NM           |
| MWT-2D(Dup2)            | 10/5/2021   |                            | 2500      | 133        | 220          | 248.8J      | 104.2      | 102       | 85.5        | NM             | NM          | NM   | NM                   | NM           | NM       | NM                     | NM           |
| RW-3                    | 11/17/2004  |                            | 1950      | 57.4       | 87.6         | 86.6        | 34.7       | <5.0      | 27.6        | NM             | NM          | NM   | NM                   | NM           | NM       | NM                     | NM           |
| RW-3                    | 4/19/2005   |                            | 741       | 5.6        | 16.5         | 4.5         | 3.3        | <1.0      | <1.0        | 0.8            | 28          | NM   | NM                   | NM           | NM       | NM                     | NM           |
| RW-3                    | 10/12/2005  |                            | 8800      | 210        | 360          | 258 J       | 86 J       | <120      | 63 J        | NM             | NM          | NM   | NM                   | NM           | NM       | NM                     | NM           |
| RW-3                    | 5/23/2006   |                            | 5820      | 601        | 309          | 462         | 70.7       | 102       | 36.3        | NM             | NM          | NM   | NM                   | NM           | NM       | NM                     | NM           |
| RW-3                    | 10/23/2006  |                            | 2320      | 66.1       | 123          | 85.7        | 34.6       | <10.0     | <10.0       | NM             | NM          | NM   | NM                   | NM           | NM       | NM                     | NM           |
| RW-3                    | 4/29/2007   |                            | 2830      | 57.2       | 220          | 118         | 21.5       | <20.0     | <20.0       | NM             | NM          | NM   | NM                   | NM           | NM       | NM                     | NM           |
| RW-3                    | 10/1/2007   |                            | 5120      | 123        | 348          | 185         | 55.2       | 35.9      | 34.1        | NM             | NM          | NM   | NM                   | NM           | NM       | NM                     | NM           |
| RW-3                    | 5/10/2008   |                            | 2000      | 38.7       | 130          | 54          | 19.6       | <10.0     | <40.0       | NM             | NM          | NM   | NM                   | NM           | NM       | NM                     | NM           |
| RW-3                    | 10/28/2008  |                            | 4680      | 52         | 244          | 108         | 22.1       | <20       | 82.4        | NM             | NM          | NM   | NM                   | NM           | NM       | NM                     | NM           |
| RW-3                    | 10/27/2010  |                            | 6540      | 464        | 698          | 981         | 166.2      | <50       | <200        | NM             | NM          | NM   | NM                   | NM           | NM       | NM                     | NM           |
| RW-3                    | 10/13/2011  |                            | 4560      | 131        | 449          | 625         | 125.2      | 13.8      | 40.5        | 2.02           | -188        | 9.6  | NM                   | 1243         | 7.95     | NM                     | NM           |
| RW-3                    | 4/17/2012   |                            | 4760      | 89.6       | 477          | 625         | 169.5      | <50.0     | NA          | 4.23           | -49.4       | 9.2  | NM                   | 1530         | 7.52     | NM                     | NM           |
| RW-3                    | 10/3/2012   |                            | 4670      | <50.0      | 488          | 327         | <50.0      | 309.0     | NA          | NM             | NM          | NM   | NM                   | NM           | NM       | NM                     | NM           |
| RW-3                    | 10/3/2013   |                            | 5280      | 66.3       | 412          | 220         | 62.1J      | 1200.0    | NA          | NM             | NM          | NM   | NM                   | NM           | NM       | NM                     | NM           |
| RW-3                    | 10/30/2014  |                            | 4720      | 45.8       | 364          | 81.3J       | 51.5J      | 869       | 53.6        | NM             | NM          | NM   | NM                   | NM           | NM       | NM                     | NM           |
| RW-3                    | 10/7/2015   |                            | 4720      | 78.2       | 498          | 529         | 128.2      | 588       | 75.3        | NM             | NM          | NM   | NM                   | NM           | NM       | NM                     | NM           |
| RW-3                    | 10/6/2016   |                            | 4560      | 180        | 607          | 601         | 167.6      | 455       | 104.0       | NM             | NM          | NM   | NM                   | NM           | NM       | NM                     | NM           |
| RW-7                    | 11/18/2004  |                            | <1.0      | <1.0       | <1.0         | <3.0        | <1.0       | <1.0      | 1.1         | NM             | NM          | NM   | NM                   | NM           | NM       | NM                     | NM           |
| RW-7                    | 4/20/2005   |                            | <1.0      | <1.0       | <1.0         | <3.0        | <1.0       | <1.0      | <1.0        | 0.4            | -040        | NM   | NM                   | NM           | NM       | NM                     | NM           |
| RW-7                    | 10/12/2005  |                            | <1.0      | <1.0       | <1.0         | <3.0        | <1.0       | <1.0      | <1.0        | NM             | NM          | NM   | NM                   | NM           | NM       | NM                     | NM           |
| RW-7                    | 5/23/2006   |                            | <1.0      | <1.0       | <1.0         | <3.0        | 1.3        | <1.0      | 7.8         | NM             | NM          | NM   | NM                   | NM           | NM       | NM                     | NM           |
| RW-7                    | 10/23/2006  |                            | <1.0      | <1.0       | 1.3          | <3.0        | 1.6        | <1.0      | 3.4         | NM             | NM          | NM   | NM                   | NM           | NM       | NM                     | NM           |
| RW-7                    | 4/29/2007   |                            | NS        | NS         | NS           | NS          | NS         | NS        | NS          | NM             | NM          | NM   | NM                   | NM           | NM       | NM                     | NM           |
| RW-7                    | 6/26/2007   |                            | Abandoned |            |              |             |            |           |             |                |             |      |                      |              |          |                        |              |
| EW-06                   | 7/28/2011   |                            | 9440      | 9600       | 772          | 5200        | 1078       | <50.0     | 396         | 0.32           | -184        | 9.48 | NM                   | 995          | 7.54     | NM                     | NM           |

**Table 5**  
**Groundwater Analytical Results - Terminal**  
Former Amoco Terminal  
Superior, Wisconsin

| Sample ID               | Sample Date | Duplicate (D) or Split (S) | Analytical Parameters |            |              |             |            |           |             | Bio-Parameters |           |             |                      |              |           |                        |              |           |
|-------------------------|-------------|----------------------------|-----------------------|------------|--------------|-------------|------------|-----------|-------------|----------------|-----------|-------------|----------------------|--------------|-----------|------------------------|--------------|-----------|
|                         |             |                            | Benzene               | Toluene    | Ethylbenzene | Xylenes     | Total TMBs | MTBE      | Naphthalene | DO             | REDOX     | Temp        | Specific Conductance | Conductivity | pH        | Alkalinity (ppm CaCO3) | Soluble Iron |           |
|                         |             |                            | µg/L                  | µg/L       | µg/L         | µg/L        | µg/L       | µg/L      | µg/L        | µg/L           | ppm       | milli Volts | °C                   | µs/cm        | µmhos/cm  | pH units               |              | ppm       |
| <b>NR 140 ES --&gt;</b> |             |                            | <b>5</b>              | <b>800</b> | <b>700</b>   | <b>2000</b> | <b>480</b> | <b>60</b> | <b>100</b>  | <b>--</b>      | <b>--</b> | <b>--</b>   | <b>--</b>            | <b>--</b>    | <b>--</b> | <b>--</b>              | <b>--</b>    | <b>--</b> |
| EW-06                   | 10/19/2011  |                            | 12500                 | 9800       | 1090         | 6260        | 1229       | 58.4      | 353         | 0.23           | -196      | 9.27        | NM                   | 988          | 7.83      | NM                     | NM           |           |
| EW-06                   | 4/18/2012   |                            | 10400                 | 1920       | 662          | 3260        | 991        | 382       | NA          | 0.69           | -4.6      | 9.4         | NM                   | 1501         | 6.92      | NM                     | NM           |           |
| EW-06                   | 5/7/2013    |                            | FP                    | FP         | FP           | FP          | FP         | FP        | FP          | FP             | FP        | FP          |                      | FP           | FP        |                        | FP           |           |
| EW-07                   | 7/28/2011   |                            | 258                   | 857        | 490          | 2350        | 591        | <10.0     | 159         | 0.57           | -214      | 9.95        | NM                   | 955          | 7.66      | NM                     | NM           |           |
| EW-07                   | 10/19/2011  |                            | 226                   | 646        | 307          | 1330        | 343.3      | <2.0      | 87.9        | 0.67           | -268      | 8.97        | NM                   | 926          | 7.89      | NM                     | NM           |           |
| EW-07                   | 4/18/2012   |                            | 615                   | 796        | 247          | 969         | 183.9      | <5.0      | NA          | 1.46           | -54.7     | 8.9         | NM                   | 1247         | 7.01      | NM                     | NM           |           |
| EW-07                   | 5/7/2013    |                            | 385                   | 270        | 334          | 2240        | 1254.0     | <25.0     | 199         | 0.5            | -24.9     | 9.9         | NM                   | 1181         | 6.85      | NM                     | NM           |           |
| EW-08                   | 7/28/2011   |                            | 82.0                  | 1.9        | 13.4         | 25          | 16.8       | <1.0      | 9.2         | 0.18           | -201      | 9.11        | NM                   | 804          | 7.58      | NM                     | NM           |           |
| EW-08                   | 7/28/2011   | D                          | 87.2                  | 2.0        | 14.2         | 26.3        | 17.3       | <1.0      | 9.7         | 0.25           | -190      | 9.46        | NM                   | 913          | 7.87      | NM                     | NM           |           |
| EW-08                   | 10/19/2011  |                            | 234                   | 7.5        | 53.3         | 116         | 98.7       | <1.0      | 45.1        | NM             | NM        | NM          | NM                   | NM           | NM        | NM                     | NM           |           |
| EW-08                   | 10/19/2011  | D                          | 242                   | 8.0        | 54.3         | 121         | 98.2       | <1.0      | 41.2        | NM             | NM        | NM          | NM                   | NM           | NM        | NM                     | NM           |           |
| EW-08                   | 4/18/2012   |                            | 466                   | 11.4       | 193          | 444         | 372.3      | <5.0      | NA          | 0.86           | -31.6     | 9.3         | NM                   | 1187         | 6.6       | NM                     | NM           |           |
| EW-08                   | 4/18/2012   | D                          | 448                   | 12.1       | 190          | 435         | 365.4      | <5.0      | NA          | NM             | NM        | NM          | NM                   | NM           | NM        | NM                     | NM           |           |
| EW-08                   | 5/7/2013    |                            | 574                   | 16.7       | 292          | 745         | 615        | <5.0      | 220         | 0.54           | 34.4      | 10          | NM                   | 1104         | 6.74      | NM                     | NM           |           |
| EW-08                   | 5/21/2014   |                            | 4.1                   | <1.0       | 1.1          | <3.0        | <2.0       | <1.0      | <4.0        | NM             | NM        | NM          | NM                   | NM           | NM        | NM                     | NM           |           |
| EW-08                   | 10/30/2014  |                            | 219                   | 3.7        | 101          | 122         | 106        | <0.97     | 91.4        | NM             | NM        | NM          | NM                   | NM           | NM        | NM                     | NM           |           |
| EW-08                   | 5/5/2015    |                            | 578                   | 15.8       | 281          | 517         | 395.1      | <2.4      | 241         | NM             | NM        | NM          | NM                   | NM           | NM        | NM                     | NM           |           |
| EW-08                   | 10/6/2015   |                            | 57.0                  | 0.40J      | 16.1         | 11.3        | 7.7        | <0.48     | 11.2        | NM             | NM        | NM          | NM                   | NM           | NM        | NM                     | NM           |           |
| EW-08                   | 10/5/2016   |                            | 407                   | 9.5        | 118          | 141         | 165.6      | <1.9      | 103         | NM             | NM        | NM          | NM                   | NM           | NM        | NM                     | NM           |           |
| EW-09                   | 7/28/2011   |                            | 374                   | 18.7       | 215          | 436         | 317.4      | <2.0      | 188         | 0.16           | -198      | 8.04        | NM                   | 920          | 7.52      | NM                     | NM           |           |
| EW-09                   | 10/19/2011  |                            | 231                   | 11.1       | 132          | 304         | 268.1      | <2.0      | 135         | 0.13           | -181      | 8.05        | NM                   | 954          | 7.88      | NM                     | NM           |           |
| EW-09                   | 4/18/2012   |                            | 74.2                  | 2.8        | 25.0         | 49.2        | 60.7       | <1.0      | NA          | 0.66           | -21.1     | 7.6         | NM                   | 1228         | 7.26      | NM                     | NM           |           |
| EW-09                   | 5/7/2013    |                            | 34.1                  | 2.6        | 24.2         | 19.4        | 31.2       | <1.0      | 5.0         | 0.56           | 75.5      | 8.2         | NM                   | 1042         | 7.05      | NM                     | NM           |           |
| EW-09                   | 5/21/2014   |                            | 53.4                  | 1.8        | 11.9         | 19.7        | 10.1       | <1.0      | 6.3         | NM             | NM        | NM          | NM                   | NM           | NM        | NM                     | NM           |           |
| EW-09                   | 5/4/2015    |                            | 21.0                  | 1.0        | 3.0          | 2.2J        | <1.31J     | 0.8J      | 0.75J       | NM             | NM        | NM          | NM                   | NM           | NM        | NM                     | NM           |           |
| EW-09                   | 10/5/2016   |                            | 28.1                  | 2.2        | 25.5         | 40.8        | 38.2       | <0.48     | 26.0        | NM             | NM        | NM          | NM                   | NM           | NM        | NM                     | NM           |           |



**Table 5**  
**Groundwater Analytical Results - Terminal**  
Former Amoco Terminal  
Superior, Wisconsin

| Sample ID               | Sample Date | Analytical Parameters      |             |            |              |             |            |           |             | Bio-Parameters |             |      |                      |              |          |                        |              |
|-------------------------|-------------|----------------------------|-------------|------------|--------------|-------------|------------|-----------|-------------|----------------|-------------|------|----------------------|--------------|----------|------------------------|--------------|
|                         |             | Duplicate (D) or Split (S) | Benzene     | Toluene    | Ethylbenzene | Xylenes     | Total TMBs | MTBE      | Naphthalene | DO             | REDOX       | Temp | Specific Conductance | Conductivity | pH       | Alkalinity (ppm CaCO3) | Soluble Iron |
|                         |             |                            | µg/L        | µg/L       | µg/L         | µg/L        | µg/L       | µg/L      | µg/L        | ppm            | milli Volts | °C   | µs/cm                | µmhos/cm     | pH units |                        | ppm          |
| <b>NR 140 ES --&gt;</b> |             |                            | <b>5</b>    | <b>800</b> | <b>700</b>   | <b>2000</b> | <b>480</b> | <b>60</b> | <b>100</b>  | --             | --          | --   | --                   | --           | --       |                        | --           |
| EW-10                   | 7/28/2011   |                            | <b>3430</b> | <20.0      | <20.0        | <60.0       | <20.0      | <20.0     | <80.0       | 2.28           | -143        | 8.93 | NM                   | 1190         | 7.73     | NM                     | NM           |
| EW-10                   | 10/19/2011  |                            | <b>3970</b> | <1.0       | 2.6          | <3.0        | <1.0       | <1.0      | <4.0        | 0.32           | -162        | 8.45 | NM                   | 1130         | 7.99     | NM                     | NM           |
| EW-10                   | 4/18/2012   |                            | <b>1510</b> | <1.0       | 1.0          | <3.0        | <1.0       | <1.0      | NA          | 1.06           | 91.4        | 7.6  | NM                   | 1437         | 7.17     | NM                     | NM           |
| EW-10                   | 5/7/2013    |                            | <b>18.3</b> | <1.0       | 6.0          | 44.4        | 48.9       | <1.0      | 4.9         | 0.93           | 167.1       | 8.2  | NM                   | 1225         | 7        | NM                     | NM           |
| EW-10                   | 5/7/2013    | D                          | <b>16.0</b> | <1.0       | 4.4          | 34.0        | 38.7       | <1.0      | <4.0        | 0.93           | 167.1       | 8.2  | NM                   | 1225         | 7        | NM                     | NM           |
| EW-10                   | 5/21/2014   |                            | <b>18.6</b> | <1.0       | <1.0         | <3.0        | <2.0       | 1.3       | <4.0        | NM             | NM          | NM   | NM                   | NM           | NM       | NM                     | NM           |
| EW-10                   | 5/4/2015    |                            | <b>7.2</b>  | <0.39      | <0.39        | <1.2        | <0.84      | 2.0       | <0.42       | NM             | NM          | NM   | NM                   | NM           | NM       | NM                     | NM           |
| EW-10                   | 10/5/2016   |                            | 1.4         | <0.39      | <0.39        | <1.2        | <0.84      | 2.6       | <0.42       | NM             | NM          | NM   | NM                   | NM           | NM       | NM                     | NM           |
| EW-11                   | 7/28/2011   |                            | <b>FP</b>   | <b>FP</b>  | <b>FP</b>    | <b>FP</b>   | <b>FP</b>  | <b>FP</b> | <b>FP</b>   | NM             | NM          | NM   | NM                   | NM           | NM       | NM                     | NM           |

**Notes:**

- µg/L ..... = micrograms per liter (equivalent to parts per billion)
- D ..... = Duplicate sample
- 1,2-DCA ..... = 1,2-Dichloroethane
- DRO ..... = Diesel Range Organics
- GRO ..... = Gasoline Range Organics
- FP ..... = The well was not sampled due to the presence of free product
- THC ..... = Total hydrocarbons or total petroleum hydrocarbons as gasoline
- MTBE ..... = Methyl Tertiary Butyl Ether
- NA ..... = Not Analyzed for indicated parameter
- NM ..... = Not Measured
- NR 140 ES ..... = Wisconsin Administrative Code Chapter NR 140 Enforcement Standard
- NS ..... = Not Sampled on indicated date
- TMBs ..... = Trimethylbenzenes
- "BOLD TYPE"** ..... = The indicated concentration exceeds the NR 140 ES
- J ..... = Laboratory flag. Estimated concentration above the adjusted method detection limit and below the adjusted reporting limit.

**Note:** Bio-Parameters for the 4/29/07 - 4/30/07 sampling event were taken on 4/24/07

**Table 6**  
**Groundwater Analytical Results - Barge Dock**  
Former Amoco Terminal  
Superior, Wisconsin

| Sample ID              | Date Sampled | Duplicate (D) or Split (S) | Analytical Parameters |            |              |             |            |           |             | Bio-Parameters |       |      |                      |              |          |                        |              |                   |         |                     |
|------------------------|--------------|----------------------------|-----------------------|------------|--------------|-------------|------------|-----------|-------------|----------------|-------|------|----------------------|--------------|----------|------------------------|--------------|-------------------|---------|---------------------|
|                        |              |                            | Benzene               | Toluene    | Ethylbenzene | Xylenes     | Total TMBs | MTBE      | Naphthalene | DO             | REDOX | Temp | Specific Conductance | Conductivity | pH       | Alkalinity (ppm CaCO3) | Soluble Iron | Soluble Manganese | Sulfate | Nitrate and Nitrite |
|                        |              |                            | µg/L                  | µg/L       | µg/L         | µg/L        | µg/L       | µg/L      | µg/L        | ppm            | mV    | °C   | µs/cm                | µmhos/cm     | pH units |                        | ppm          | ppm               | ppm     | ppm                 |
| <b>NR 140 ES--&gt;</b> |              |                            | <b>5</b>              | <b>800</b> | <b>700</b>   | <b>2000</b> | <b>480</b> | <b>60</b> | <b>100</b>  | --             | --    | --   | --                   | --           | --       | --                     | --           | --                | --      | --                  |
| F                      | 6/20/2011    |                            | <2.0                  | <2.0       | <2.0         | <6.0        | <2.0       | <2.0      | <8.0        | NM             | NM    | NM   | NM                   | NM           | NM       | NM                     | NM           | NM                | NM      | NM                  |
| MW-17                  | 9/21/1988    |                            | <1.0                  | <1.0       | <1.0         | <1.0        | NA         | NA        | NA          | NM             | NM    | NM   | NM                   | NM           | NM       | NM                     | NM           | NM                | NM      | NM                  |
| MW-17                  | 4/27/1989    |                            | <2.0                  | <2.0       | <2.0         | <4.0        | NA         | NA        | NA          | NM             | NM    | NM   | NM                   | NM           | NM       | NM                     | NM           | NM                | NM      | NM                  |
| MW-17                  | 8/29/1990    |                            | <2.0                  | <2.0       | <2.0         | <4.0        | NA         | NA        | NA          | NM             | NM    | NM   | NM                   | NM           | NM       | NM                     | NM           | NM                | NM      | NM                  |
| MW-17                  | 8/29/1990    | D                          | <1.0                  | <1.0       | <1.0         | <1.0        | NA         | <1.0      | <1.5        | NM             | NM    | NM   | NM                   | NM           | NM       | NM                     | NM           | NM                | NM      | NM                  |
| MW-17                  | 1/31/1991    |                            | <1.0                  | <1.0       | <1.0         | <2.0        | NA         | <2.0      | NA          | NM             | NM    | NM   | NM                   | NM           | NM       | NM                     | NM           | NM                | NM      | NM                  |
| MW-17                  | 1/31/1991    | D                          | <1.0                  | <1.0       | <1.0         | NA          | NA         | NA        | <1.5        | NM             | NM    | NM   | NM                   | NM           | NM       | NM                     | NM           | NM                | NM      | NM                  |
| MW-17                  | 7/10/1991    |                            | <1.0                  | <1.0       | <1.0         | <1.0        | NA         | <2.0      | NA          | NM             | NM    | NM   | NM                   | NM           | NM       | NM                     | NM           | NM                | NM      | NM                  |
| MW-17                  | 7/10/1991    | D                          | <1.0                  | <1.0       | <1.0         | <1.0        | NA         | NA        | <1.5        | NM             | NM    | NM   | NM                   | NM           | NM       | NM                     | NM           | NM                | NM      | NM                  |
| MW-17                  | 1/8/1992     |                            | <1.0                  | <1.0       | <1.0         | <1.0        | NA         | <2.0      | NA          | NM             | NM    | NM   | NM                   | NM           | NM       | NM                     | NM           | NM                | NM      | NM                  |
| MW-17                  | 1/8/1992     | D                          | <1.0                  | <1.0       | <1.0         | <2.0        | NA         | NA        | <1.5        | NM             | NM    | NM   | NM                   | NM           | NM       | NM                     | NM           | NM                | NM      | NM                  |
| MW-17                  | 10/14/1992   |                            | <1.0                  | <1.0       | <1.0         | <1.0        | NA         | <2.0      | NA          | NM             | NM    | NM   | NM                   | NM           | NM       | NM                     | NM           | NM                | NM      | NM                  |
| MW-17                  | 10/14/1992   | D                          | <1.0                  | <1.0       | <1.0         | <2.0        | <1.0       | <4.0      | NA          | NM             | NM    | NM   | NM                   | NM           | NM       | NM                     | NM           | NM                | NM      | NM                  |
| MW-17                  | 6/25/1993    |                            | <1.0                  | <1.0       | <1.0         | <2.0        | <1.0       | <4.0      | <1.5        | NM             | NM    | NM   | NM                   | NM           | NM       | NM                     | NM           | NM                | NM      | NM                  |
| MW-17                  | 10/28/1993   |                            | <1.0                  | <1.0       | <1.0         | <2.0        | <1.0       | <4.0      | <1.5        | NM             | NM    | NM   | NM                   | NM           | NM       | NM                     | NM           | NM                | NM      | NM                  |
| MW-17                  | 4/27/1994    |                            | <1.0                  | <1.0       | <1.0         | <2.0        | <1.0       | <4.0      | <1.5        | NM             | NM    | NM   | NM                   | NM           | NM       | NM                     | NM           | NM                | NM      | NM                  |
| MW-17                  | 10/28/1994   |                            | <1.0                  | <1.0       | <1.0         | <2.0        | <1.0       | <4.0      | <1.6        | NM             | NM    | NM   | NM                   | NM           | NM       | NM                     | NM           | NM                | NM      | NM                  |
| MW-17                  | 4/6/1995     |                            | <1.0                  | <1.0       | <1.0         | <2.0        | 1.1        | <4.0      | <1.5        | NM             | NM    | NM   | NM                   | NM           | NM       | NM                     | NM           | NM                | NM      | NM                  |
| MW-17                  | 11/15/1995   |                            | <1.0                  | <1.0       | <1.0         | 3.7         | 2.7        | <4.0      | NA          | NM             | NM    | NM   | NM                   | NM           | NM       | NM                     | NM           | NM                | NM      | NM                  |
| MW-17                  | 4/22/1996    |                            | <1.0                  | <1.0       | <1.0         | <2.0        | <1.0       | <4.0      | NA          | NM             | NM    | NM   | NM                   | NM           | NM       | NM                     | NM           | NM                | NM      | NM                  |
| MW-17                  | 10/8/1996    |                            | <0.5                  | <2         | <2           | <3          | 2.0        | <2        | NA          | NM             | NM    | NM   | NM                   | NM           | NM       | NM                     | NM           | NM                | NM      | NM                  |
| MW-17                  | 4/29/1997    |                            | NA                    | NA         | NA           | NA          | NA         | NA        | <1          | NM             | NM    | NM   | NM                   | NM           | NM       | NM                     | NM           | NM                | NM      | NM                  |
| MW-17                  | 11/5/1997    |                            | 1.8                   | <1.0       | <1.0         | <2.0        | <1.0       | <4.0      | NA          | 2.90           | 37    | 7.9  | NM                   | 626          | 7.49     | NM                     | NM           | NM                | NM      | NM                  |
| MW-17                  | 11/5/1998    |                            | <1.0                  | <1.0       | <1.0         | <2.0        | <1.0       | <4.0      | NA          | 4.10           | NM    | 8    | NM                   | 775          | 7.07     | NM                     | NM           | NM                | NM      | NM                  |
| MW-17                  | 3/3/1999     |                            | <1.0                  | <1.0       | <1.0         | <2.0        | NA         | <4.0      | NA          | 6.35           | NM    | 7    | NM                   | NM           | NM       | NM                     | NM           | NM                | NM      | NM                  |
| MW-17                  | 8/17/1999    |                            | <1.0                  | <1.0       | <1.0         | <3.0        | NA         | <4.0      | NA          | 4.10           | NM    | 9.4  | NM                   | NM           | NM       | NM                     | NM           | NM                | NM      | NM                  |
| MW-17                  | 4/26/2000    |                            | <0.15                 | 0.523      | 0.653        | 1.858       | 1.12       | <0.30     | NA          | 4.20           | 153   | NM   | NM                   | NM           | NM       | NM                     | NM           | NM                | NM      | NM                  |
| MW-17                  | 10/10/2000   |                            | <0.13                 | <0.20      | <0.22        | <0.23       | <0.29      | <0.16     | <1.1        | 3.90           | 200   | NM   | NM                   | NM           | NM       | NM                     | 0.40         | NM                | NM      | NM                  |
| MW-17                  | 4/24/2001    |                            | <0.13                 | <0.20      | <0.22        | <0.23       | <0.29      | <0.16     | NA          | 5.50           | 157   | NM   | NM                   | NM           | NM       | NM                     | NM           | NM                | NM      | NM                  |
| MW-17                  | 10/23/2001   |                            | <0.13                 | <0.20      | <0.22        | 0.47        | 0.32       | <0.16     | NA          | 10.00          | 156   | NM   | NM                   | NM           | NM       | NM                     | 2.00         | NM                | NM      | NM                  |
| MW-17                  | 10/23/2001   | D                          | <0.13                 | <0.20      | <0.22        | <0.23       | <0.29      | <0.16     | NA          | NM             | NM    | NM   | NM                   | NM           | NM       | NM                     | NM           | NM                | NM      | NM                  |
| MW-17                  | 4/23/2002    |                            | <0.13                 | <0.20      | <0.22        | <0.23       | <0.29      | <0.16     | <1.1        | 6.91           | 277   | NM   | NM                   | NM           | NM       | NM                     | 0.30         | NM                | NM      | NM                  |
| MW-17                  | 4/23/2002    | D                          | <0.13                 | 0.25       | <0.22        | <0.23       | <0.29      | <0.16     | NA          | NM             | NM    | NM   | NM                   | NM           | NM       | NM                     | NM           | NM                | NM      | NM                  |
| MW-17                  | 11/7/2002    |                            | <0.13                 | 0.25       | <0.22        | <0.23       | <0.29      | <0.16     | <0.46       | NM             | NM    | NM   | NM                   | NM           | NM       | NM                     | NM           | NM                | NM      | NM                  |
| MW-17                  | 11/7/2002    | D                          | <0.13                 | <0.20      | <0.22        | <0.23       | <0.29      | <0.16     | <0.46       | NM             | NM    | NM   | NM                   | NM           | NM       | NM                     | NM           | NM                | NM      | NM                  |
| MW-17                  | 4/15/2003    |                            | <1.0                  | <1.0       | <1.0         | <3.0        | <1.0       | <4.0      | NA          | 3.60           | 242   | NM   | NM                   | NM           | NM       | NM                     | 0.0          | NM                | NM      | NM                  |
| MW-17                  | 4/15/2003    | D                          | <1.0                  | <1.0       | <1.0         | <3.0        | <1.0       | <4.0      | NA          | NM             | NM    | NM   | NM                   | NM           | NM       | NM                     | NM           | NM                | NM      | NM                  |
| MW-17                  | 10/21/2003   |                            | <1.0                  | <1.0       | <1.0         | <3.0        | <1.0       | <4.0      | NA          | 6.40           | 113   | NM   | NM                   | NM           | NM       | NM                     | NM           | NM                | NM      | NM                  |
| MW-17                  | 10/21/2003   | D                          | <1.0                  | <1.0       | <1.0         | <3.0        | 1.2        | <4.0      | NA          | NM             | NM    | NM   | NM                   | NM           | NM       | NM                     | NM           | NM                | NM      | NM                  |
| MW-17                  | 4/20/2004    |                            | <1.0                  | <1.0       | <1.0         | <3.0        | 1.2        | <4.0      | NA          | 3.70           | 215   | NM   | NM                   | NM           | NM       | NM                     | NM           | NM                | NM      | NM                  |
| MW-17                  | 4/20/2004    | D                          | 4.0                   | 3.9        | 1.9          | 4.8         | 1.6        | <4.0      | NA          | NM             | NM    | NM   | NM                   | NM           | NM       | NM                     | NM           | NM                | NM      | NM                  |
| MW-17                  | 11/17/2004   |                            | <1.0                  | <1.0       | <1.0         | <3.0        | <1.0       | <4.0      | NA          | 5.80           | 128   | NM   | NM                   | NM           | NM       | NM                     | 0.00         | NM                | NM      | NM                  |
| MW-17                  | 4/20/2005    |                            | <1.0                  | <1.0       | <1.0         | <3.0        | <1.0       | <1.0      | NA          | 5.7            | 181   | NM   | NM                   | NM           | NM       | NM                     | NM           | NM                | NM      | NM                  |
| MW-17                  | 10/11/2005   |                            | <1.0                  | <1.0       | <1.0         | <3.0        | <1.0       | <1.0      | NA          | 6.27           | 31.1  | NM   | NM                   | 547          | 7.85     | NM                     | 0.1          | NM                | NM      | NM                  |
| MW-17                  | 5/23/2006    |                            | <1.0                  | <1.0       | <1.0         | <3.0        | <1.0       | <1.0      | NA          | 4.1            | 039   | NM   | NM                   | 562          | 7.62     | NM                     | 0.1          | NM                | NM      | NM                  |

**Table 6**  
**Groundwater Analytical Results - Barge Dock**  
Former Amoco Terminal  
Superior, Wisconsin

| Sample ID    | Date Sampled | Duplicate (D)<br>or Split (S) | Analytical Parameters |         |              |         |            |       |             | Bio-Parameters |       |      |                      |              |          |                        |              |                   |         |                     |    |
|--------------|--------------|-------------------------------|-----------------------|---------|--------------|---------|------------|-------|-------------|----------------|-------|------|----------------------|--------------|----------|------------------------|--------------|-------------------|---------|---------------------|----|
|              |              |                               | Benzene               | Toluene | Ethylbenzene | Xylenes | Total TMBs | MTBE  | Naphthalene | DO             | REDOX | Temp | Specific Conductance | Conductivity | pH       | Alkalinity (ppm CaCO3) | Soluble Iron | Soluble Manganese | Sulfate | Nitrate and Nitrite |    |
| NR 140 ES--> |              |                               | µg/L                  | µg/L    | µg/L         | µg/L    | µg/L       | µg/L  | µg/L        | ppm            | mV    | °C   | µs/cm                | µmhos/cm     | pH units |                        | ppm          | ppm               | ppm     | ppm                 |    |
|              |              |                               | 5                     | 800     | 700          | 2000    | 480        | 60    | 100         | --             | --    | --   | --                   | --           | --       | --                     | --           | --                | --      | --                  | -- |
| MW-17        | 10/24/2006   |                               | <1.0                  | <1.0    | <1.0         | <3.0    | <1.0       | <1.0  | NA          | 33.4           | 107   | NM   | NM                   | NM           | 7.17     | NM                     | 0.0          | NM                | NM      | NM                  |    |
| MW-17        | 4/29/2007    |                               | <1.0                  | <1.0    | <1.0         | <3.0    | <1.0       | <4.0  | NA          | 7.69           | 10.7  | NM   | NM                   | NM           | 7.44     | NM                     | 1.0          | NM                | NM      | NM                  |    |
| MW-17        | 9/29/2007    |                               | <1.0                  | <1.0    | <1.0         | <3.0    | <1.0       | <1.0  | NA          | 4.25           | -13.9 | NM   | NM                   | NM           | 7.43     | NM                     | 0.0          | NM                | NM      | NM                  |    |
| MW-17        | 5/7/2008     |                               | <1.0                  | <1.0    | <1.0         | <3.0    | <1.0       | <1.0  | NA          | 4.2            | 114.8 | NM   | NM                   | NM           | 6.74     | NM                     | 1.0          | NM                | NM      | NM                  |    |
| MW-17        | 10/25/2008   |                               | <1.0                  | <1.0    | <1.0         | <3.0    | <1.0       | <1.0  | NA          | 5.89           | 22    | NM   | NM                   | NM           | 7.19     | NM                     | 0.0          | NM                | NM      | NM                  |    |
| MW-17        | 4/20/2009    |                               | <1.0                  | <1.0    | <1.0         | <3.0    | <1.0       | <1.0  | NA          | NM             | NM    | NM   | NM                   | NM           | NM       | NM                     | NM           | NM                | NM      | NM                  |    |
| MW-17        | 10/17/2011   |                               | <1.0                  | <1.0    | <1.0         | <3.0    | <1.0       | <1.0  | NA          | 2.61           | -68   | 8.58 | NM                   | 562          | 8.28     | NM                     | NM           | NM                | NM      | NM                  |    |
| MW-17        | 10/2/2012    |                               | <1.0                  | <1.0    | <1.0         | <3.0    | <1.0       | <1.0  | NA          | NM             | NM    | NM   | NM                   | NM           | NM       | NM                     | NM           | NM                | NM      | NM                  |    |
| MW-17        | 5/7/2013     |                               | <1.0                  | <1.0    | <1.0         | <3.0    | <1.0       | <4.0  | 6.29        | 357.2          | 8.7   | NM   | 635.9                | 7.08         | NM       | NM                     | NM           | NM                | NM      | NM                  |    |
| MW-17        | 7/30/2014    |                               | <0.50                 | <0.50   | <0.50        | <1.5    | <1.0       | <0.17 | <2.5        | NM             | NM    | NM   | NM                   | NM           | NM       | NM                     | NM           | NM                | NM      | NM                  |    |
| MW-17        | 10/29/2014   |                               | <0.40                 | <0.39   | <0.39        | <1.2    | <0.84      | <0.48 | <0.42       | NM             | NM    | NM   | NM                   | NM           | NM       | NM                     | NM           | NM                | NM      | NM                  |    |
| MW-17        | 10/5/2015    |                               | <0.40                 | <0.39   | <0.39        | <1.2    | <0.84      | <0.48 | <0.42       | NM             | NM    | NM   | NM                   | NM           | NM       | NM                     | NM           | NM                | NM      | NM                  |    |
| MW-17        | 10/4/2016    |                               | <0.40                 | <0.39   | <0.39        | <1.2    | <0.84      | <0.48 | <0.42       | NM             | NM    | NM   | NM                   | NM           | NM       | NM                     | NM           | NM                | NM      | NM                  |    |
| MW-31        | 7/11/1989    |                               | 3.0                   | <2.0    | <2.0         | <4.0    | NA         | NA    | NA          | NM             | NM    | NM   | NM                   | NM           | NM       | NM                     | NM           | NM                | NM      | NM                  |    |
| MW-31        | 8/29/1990    |                               | <2.0                  | 32      | 5.0          | 29      | NA         | NA    | NA          | NM             | NM    | NM   | NM                   | NM           | NM       | NM                     | NM           | NM                | NM      | NM                  |    |
| MW-31        | 1/31/1991    |                               | <1.0                  | 3.0     | <1.0         | 3.0     | NA         | <20   | NA          | NM             | NM    | NM   | NM                   | NM           | NM       | NM                     | NM           | NM                | NM      | NM                  |    |
| MW-31        | 7/10/1991    |                               | <1.0                  | <1.0    | <1.0         | <1.0    | NA         | <20   | NA          | NM             | NM    | NM   | NM                   | NM           | NM       | NM                     | NM           | NM                | NM      | NM                  |    |
| MW-31        | 1/8/1992     |                               | <1.0                  | <1.0    | <1.0         | <1.0    | NA         | <20   | NA          | NM             | NM    | NM   | NM                   | NM           | NM       | NM                     | NM           | NM                | NM      | NM                  |    |
| MW-31        | 10/14/1992   |                               | <1.0                  | <1.0    | <1.0         | <1.0    | NA         | <20   | NA          | NM             | NM    | NM   | NM                   | NM           | NM       | NM                     | NM           | NM                | NM      | NM                  |    |
| MW-31        | 6/25/1993    |                               | <1.0                  | <1.0    | <1.0         | <2.0    | <1.0       | <4.0  | <1.6        | NM             | NM    | NM   | NM                   | NM           | NM       | NM                     | NM           | NM                | NM      | NM                  |    |
| MW-31        | 10/28/1993   |                               | <1.0                  | <1.0    | <1.0         | <2.0    | <1.0       | <4.0  | <1.6        | NM             | NM    | NM   | NM                   | NM           | NM       | NM                     | NM           | NM                | NM      | NM                  |    |
| MW-31        | 4/27/1994    |                               | <1.0                  | <1.0    | <1.0         | <2.0    | <1.0       | <4.0  | <1.5        | NM             | NM    | NM   | NM                   | NM           | NM       | NM                     | NM           | NM                | NM      | NM                  |    |
| MW-31        | 10/28/1994   |                               | <1.0                  | <1.0    | <1.0         | <2.0    | <1.0       | <4.0  | <1.5        | NM             | NM    | NM   | NM                   | NM           | NM       | NM                     | NM           | NM                | NM      | NM                  |    |
| MW-31        | 4/6/1995     |                               | <1.0                  | <1.0    | <1.0         | <2.0    | <1.0       | <4.0  | <1.5        | NM             | NM    | NM   | NM                   | NM           | NM       | NM                     | NM           | NM                | NM      | NM                  |    |
| MW-31        | 11/15/1995   |                               | <1.0                  | <1.0    | <1.0         | <2.0    | <1.0       | <4.0  | NA          | NM             | NM    | NM   | NM                   | NM           | NM       | NM                     | NM           | NM                | NM      | NM                  |    |
| MW-31        | 4/22/1996    |                               | <1.0                  | <1.0    | <1.0         | <2.0    | <1.0       | <4.0  | NA          | NM             | NM    | NM   | NM                   | NM           | NM       | NM                     | NM           | NM                | NM      | NM                  |    |
| MW-31        | 10/8/1996    |                               | <0.5                  | <2      | <2           | <3.0    | <2.0       | <2    | NA          | NM             | NM    | NM   | NM                   | NM           | NM       | NM                     | NM           | NM                | NM      | NM                  |    |
| MW-31        | 4/29/1997    |                               | <1.0                  | <1.0    | <1.0         | <2.0    | <1.0       | <4.0  | <1.5        | NM             | NM    | NM   | NM                   | NM           | NM       | NM                     | NM           | NM                | NM      | NM                  |    |
| MW-31        | 11/5/1997    |                               | <1.0                  | <1.0    | <1.0         | <2.0    | <1.0       | <4.0  | NA          | 0.60           | 022   | 7.8  | NM                   | 774          | 7.39     | NM                     | NM           | NM                | NM      | NM                  |    |
| MW-31        | 11/3/1998    |                               | <1.0                  | <1.0    | <1.0         | <2.0    | <1.0       | <4.0  | NA          | 4.35           | NM    | 6.1  | NM                   | 853          | 7.41     | NM                     | NM           | NM                | NM      | NM                  |    |
| MW-31        | 3/3/1999     |                               | <1.0                  | <1.0    | <1.0         | <2.0    | NA         | <4.0  | NA          | 2.33           | NM    | 6.4  | NM                   | NM           | NM       | NM                     | NM           | NM                | NM      | NM                  |    |
| MW-31        | 8/17/1999    |                               | <1.0                  | <1.0    | <1.0         | <3.0    | NA         | <4.0  | NA          | NM             | NM    | NM   | NM                   | NM           | NM       | NM                     | NM           | NM                | NM      | NM                  |    |
| MW-31        | 4/26/2000    |                               | <0.15                 | <0.40   | <0.50        | <0.55   | <0.40      | <0.30 | NA          | 0.20           | 124   | NM   | NM                   | NM           | NM       | NM                     | NM           | NM                | NM      | NM                  |    |
| MW-31        | 10/10/2000   |                               | <0.13                 | <0.20   | <0.22        | <0.23   | <0.29      | <0.16 | <1.1        | 0.30           | 214   | NM   | NM                   | NM           | NM       | NM                     | 0.40         | NM                | NM      | NM                  |    |
| MW-31        | 4/24/2001    |                               | <0.13                 | <0.20   | <0.22        | <0.23   | <0.29      | <0.16 | NA          | 0.60           | 218   | NM   | NM                   | NM           | NM       | NM                     | NM           | NM                | NM      | NM                  |    |
| MW-31        | 10/23/2001   |                               | <0.13                 | <0.20   | <0.22        | <0.23   | <0.29      | <0.16 | NA          | 0.40           | 001   | NM   | NM                   | NM           | NM       | NM                     | NM           | NM                | NM      | NM                  |    |
| MW-31        | 4/23/2002    |                               | <0.13                 | <0.20   | <0.22        | <0.23   | <0.29      | <0.16 | <1.1        | 1.27           | 126   | NM   | NM                   | NM           | NM       | NM                     | 0.40         | NM                | NM      | NM                  |    |
| MW-31        | 11/6/2002    |                               | <0.13                 | <0.20   | <0.22        | <0.23   | <0.29      | <0.16 | <0.46       | NM             | NM    | NM   | NM                   | NM           | NM       | NM                     | NM           | NM                | NM      | NM                  |    |
| MW-31        | 4/15/2003    |                               | <1.0                  | <1.0    | <1.0         | <3.0    | <1.0       | <4.0  | NA          | 1.30           | 230   | NM   | NM                   | NM           | NM       | NM                     | 0.12         | NM                | NM      | NM                  |    |
| MW-31        | 10/21/2003   |                               | <1.0                  | <1.0    | <1.0         | <3.0    | <1.0       | <4.0  | NA          | 2.50           | 004   | NM   | NM                   | NM           | NM       | NM                     | NM           | NM                | NM      | NM                  |    |
| MW-31        | 4/20/2004    |                               | <1.0                  | <1.0    | <1.0         | <3.0    | <1.0       | <4.0  | NA          | 1.52           | 219   | NM   | NM                   | NM           | NM       | NM                     | NM           | NM                | NM      | NM                  |    |
| MW-31        | 11/17/2004   |                               | <1.0                  | <1.0    | <1.0         | <3.0    | <1.0       | <4.0  | NA          | 2.00           | 149   | NM   | NM                   | NM           | NM       | NM                     | 0.00         | NM                | NM      | NM                  |    |
| MW-31        | 4/20/2005    |                               | <1.0                  | <1.0    | <1.0         | <3.0    | <1.0       | <1.0  | NA          | 1.1            | 89    | NM   | NM                   | NM           | NM       | NM                     | NM           | NM                | NM      | NM                  |    |
| MW-31        | 10/11/2005   |                               | <1.0                  | <1.0    | <1.0         | <3.0    | <1.0       | <1.0  | NA          | 2.10           | 20.9  | NM   | NM                   | 747          | 7.80     | NM                     | 0.1          | NM                | NM      | NM                  |    |
| MW-31        | 5/23/2006    |                               | <1.0                  | <1.0    | <1.0         | <3.0    | <1.0       | <1.0  | NA          | 2.3            | 033   | NM   | NM                   | 726          | 7.65     | NM                     | 0.1          | NM                | NM      | NM                  |    |

**Table 6**  
**Groundwater Analytical Results - Barge Dock**  
Former Amoco Terminal  
Superior, Wisconsin

| Sample ID              | Date Sampled | Duplicate (D) or Split (S) | Analytical Parameters   |            |              |             |            |           |             | Bio-Parameters |       |      |                      |              |          |                        |              |                   |         |                     |
|------------------------|--------------|----------------------------|---|------------|--------------|-------------|------------|-----------|-------------|----------------|-------|------|----------------------|--------------|----------|------------------------|--------------|-------------------|---------|---------------------|
|                        |              |                            | Benzene   | Toluene    | Ethylbenzene | Xylenes     | Total TMBs | MTBE      | Naphthalene | DO             | REDOX | Temp | Specific Conductance | Conductivity | pH       | Alkalinity (ppm CaCO3) | Soluble Iron | Soluble Manganese | Sulfate | Nitrate and Nitrite |
|                        |              |                            | µg/L  | µg/L       | µg/L         | µg/L        | µg/L       | µg/L      | µg/L        | ppm            | mV    | °C   | µs/cm                | µmhos/cm     | pH units |                        | ppm          | ppm               | ppm     | ppm                 |
| <b>NR 140 ES--&gt;</b> |              |                            | <b>5</b>  | <b>800</b> | <b>700</b>   | <b>2000</b> | <b>480</b> | <b>60</b> | <b>100</b>  | --             | --    | --   | --                   | --           | --       | --                     | --           | --                | --      | --                  |
| MW-31                  | 10/24/2006   |                            | <1.0  | <1.0       | <1.0         | <3.0        | <1.0       | <1.0      | NA          | 2.1            | 124   | NM   | NM                   | NM           | 7.13     | NM                     | 1.0          | NM                | NM      | NM                  |
| MW-31                  | 4/30/2007    |                            | <1.0  | <1.0       | <1.0         | <3.0        | <1.0       | <4.0      | NA          | 1.97           | -45.6 | NM   | NM                   | NM           | 7.25     | NM                     | 1.0          | NM                | NM      | NM                  |
| MW-31                  | 10/11/2007   |                            | <1.0  | <1.0       | <1.0         | <3.0        | <1.0       | <1.0      | NA          | 0.63           | 43.8  | NM   | NM                   | NM           | 7.34     | NM                     | 1.0          | NM                | NM      | NM                  |
| MW-31                  | 5/7/2008     |                            | <1.0  | <1.0       | <1.0         | <3.0        | <1.0       | <1.0      | NA          | 2.03           | 151.2 | NM   | NM                   | NM           | 6.68     | NM                     | 1.0          | NM                | NM      | NM                  |
| MW-31                  | 10/28/2008   |                            | <1.0  | <1.0       | <1.0         | <3.0        | <1.0       | <1.0      | NA          | 0.81           | 42.1  | NM   | NM                   | NM           | 7.06     | NM                     | 0.0          | NM                | NM      | NM                  |
| MW-31                  | 10/14/2009   |                            | <1.0  | <1.0       | <1.0         | <3.0        | <1.0       | <1.0      | NA          | 1.06           | 16    | NM   | NM                   | NM           | 7.60     | NM                     | NM           | NM                | NM      | NM                  |
| MW-31                  | 10/27/2010   |                            | <1.0  | <1.0       | <1.0         | <3.0        | <1.0       | <1.0      | NA          | NM             | NM    | NM   | NM                   | NM           | NM       | NM                     | NM           | NM                | NM      | NM                  |
| MW-31                  | 10/17/2011   |                            | <1.0  | <1.0       | <1.0         | <3.1        | <1.0       | <1.0      | NA          | 2.57           | -101  | 7.83 | NM                   | 746          | 8.18     | NM                     | NM           | NM                | NM      | NM                  |
| MW-31                  | 10/2/2012    |                            | <1.0  | <1.0       | <1.0         | <3.1        | <1.0       | <1.0      | NA          | NM             | NM    | NM   | NM                   | NM           | NM       | NM                     | NM           | NM                | NM      | NM                  |
| MW-31                  | 5/7/2013     |                            | <1.0  | <1.0       | <1.0         | <3.1        | <1.0       | <2.0      | <4.0        | 1.29           | 356.4 | 8.4  | NM                   | 827          | 6.87     | NM                     | NM           | NM                | NM      | NM                  |
| MW-31                  | 5/20/2014    |                            | <1.0  | <1.0       | <1.0         | <3.0        | <2.0       | <1.0      | <4.0        | NM             | NM    | NM   | NM                   | NM           | NM       | NM                     | NM           | NM                | NM      | NM                  |
| MW-31                  | 5/4/2015     |                            | <0.40   | <0.39      | <0.39        | <1.2        | <0.84      | <0.48     | <0.42       | NM             | NM    | NM   | NM                   | NM           | NM       | NM                     | NM           | NM                | NM      | NM                  |
| MW-31                  | 10/4/2016    |                            | <0.40   | <0.39      | <0.39        | <1.2        | <0.84      | <0.48     | <0.42       | NM             | NM    | NM   | NM                   | NM           | NM       | NM                     | NM           | NM                | NM      | NM                  |
| MW-32                  |              |                            | 08/91 to present -<br>The well was not sampled due to the presence of free product. |            |              |             |            |           |             |                |       |      |                      |              |          |                        |              |                   |         |                     |
| MW-36S                 | 7/26/2011    |                            | <1.0  | <1.0       | <1.0         | <3.0        | <1.0       | <1.0      | <4.0        | 0.35           | -9    | 9.54 | NM                   | 809          | 7.95     | NM                     | NM           | NM                | NM      | NM                  |
| MW-36S                 | 10/18/2011   |                            | <1.0  | <1.0       | <1.0         | <3.0        | <1.0       | <1.0      | NA          | 2.1            | -48   | 10.0 | NM                   | 852          | 8.15     | NM                     | NM           | NM                | NM      | NM                  |
| MW-36S                 | 4/18/2012    |                            | 1.1   | <1.0       | <1.0         | <3.0        | <1.0       | <1.0      | NA          | 0.75           | 69.4  | 6.2  | NM                   | 1200         | 7.43     | NM                     | NM           | NM                | NM      | NM                  |
| MW-36S                 | 5/6/2013     |                            | <1.0  | <1.0       | <1.0         | <3.0        | <2.0       | <1.0      | <4.0        | 1.09           | 236.0 | 7.3  | NM                   | 964          | 6.93     | NM                     | NM           | NM                | NM      | NM                  |
| MW-36S                 | 5/20/2014    |                            | <1.0  | <1.0       | <1.0         | <3.0        | <2.0       | <1.0      | <4.0        | NM             | NM    | NM   | NM                   | NM           | NM       | NM                     | NM           | NM                | NM      | NM                  |
| MW-36S                 | 5/4/2015     |                            | <0.40   | <0.39      | <0.39        | <1.2        | <0.84      | <0.48     | <0.42       | NM             | NM    | NM   | NM                   | NM           | NM       | NM                     | NM           | NM                | NM      | NM                  |
| MW-36S                 | 5/24/2016    |                            | <0.40   | <0.39      | <0.39        | <1.3        | <0.84      | <0.48     | <0.42       | NM             | NM    | NM   | NM                   | NM           | NM       | NM                     | NM           | NM                | NM      | NM                  |
| MW-36S                 | 10/9/2018    |                            | <0.31   | <0.49      | <0.33        | <0.98       | <0.67      | <0.32     | <0.51       | NM             | NM    | NM   | NM                   | NM           | NM       | NM                     | NM           | NM                | NM      | NM                  |
| MW-36S                 | 6/5/2019     |                            | NM  | NM         | NM           | NM          | NM         | NM        | NM          | 0.78           | 188.4 | 6.3  | NM                   | 1024         | 7.66     | 340                    | <0.0354      | 0.0033J           | 57      | 0.24J               |
| GP-36D                 | 6/21/2011    |                            | <b>2220</b>   | 30.6       | <10          | <30         | <10        | <10       | <40         | NM             | NM    | NM   | NM                   | NM           | NM       | NM                     | NM           | NM                | NM      | NM                  |
| MW-36D                 | 7/26/2011    |                            | <b>2290</b>   | 48.2       | 8.7          | 63.3        | 26.6       | <1.0      | <4.0        | 0.17           | -244  | 9.42 | NM                   | 951          | 7.72     | NM                     | NM           | NM                | NM      | NM                  |
| MW-36D                 | 10/18/2011   |                            | <b>855</b>  | 23.7       | 2.5          | 37.2        | 16.1       | <1.0      | NA          | 0.34           | -88   | 7.48 | NM                   | 697          | 8.31     | NM                     | NM           | NM                | NM      | NM                  |
| MW-36D (Dup)           | 10/18/2011   |                            | <b>844</b>  | 23.0       | 2.3          | 36.3        | 15.5       | <1.0      | NA          | NM             | NM    | NM   | NM                   | NM           | NM       | NM                     | NM           | NM                | NM      | NM                  |
| MW-36D                 | 4/18/2012    |                            | <b>2270</b>   | 65.7       | 14.0         | 102         | 49.2       | <1.0      | NA          | 0.51           | 81.7  | 7.8  | NM                   | 1303         | 7.15     | NM                     | NM           | NM                | NM      | NM                  |
| MW-36D (Dup)           | 4/18/2012    |                            | <b>2240</b>   | 65.0       | 13.9         | 101         | 49.4       | <1.0      | NA          | NM             | NM    | NM   | NM                   | NM           | NM       | NM                     | NM           | NM                | NM      | NM                  |
| MW-36D                 | 10/1/2012    |                            | <b>2070</b>   | 51.7       | 11.1         | 75.8        | 23.2       | <10.0     | NA          | NM             | NM    | NM   | NM                   | NM           | NM       | NM                     | NM           | NM                | NM      | NM                  |
| MW-36D (Dup)           | 10/1/2012    |                            | <b>2080</b>   | 51.9       | 11.2         | 77.2        | 34.7       | <10.0     | NA          | NM             | NM    | NM   | NM                   | NM           | NM       | NM                     | NM           | NM                | NM      | NM                  |
| MW-36D                 | 5/7/2013     |                            | <b>1390</b>   | 28.7       | <10.0        | <30.0       | <20.1      | <10.0     | <40.0       | 0.40           | 180.8 | 9    | NM                   | 1187         | 7.13     | NM                     | NM           | NM                | NM      | NM                  |
| MW-36D                 | 10/2/2013    |                            | <b>2040</b>   | 49.7       | 11.3J        | 54.9J       | 23.5J      | <7.4      | NA          | NM             | NM    | NM   | NM                   | NM           | NM       | NM                     | NM           | NM                | NM      | NM                  |
| MW-36D                 | 5/22/2014    |                            | <b>1590</b>   | 34.2       | <10.0        | 33.7        | <20.4      | <10.0     | <40.0       | NM             | NM    | NM   | NM                   | NM           | NM       | NM                     | NM           | NM                | NM      | NM                  |
| MW-36D                 | 10/30/2014   |                            | <b>1840</b>   | 34.9       | 9.2J         | 28.2J       | <19.6J     | <9.7      | <8.5        | NM             | NM    | NM   | NM                   | NM           | NM       | NM                     | NM           | NM                | NM      | NM                  |
| MW-36D                 | 5/5/2015     |                            | <b>1660</b>   | 30.5       | 8.3J         | <24.9       | <16.7      | <9.7      | <8.5        | NM             | NM    | NM   | NM                   | NM           | NM       | NM                     | NM           | NM                | NM      | NM                  |
| MW-36D                 | 10/7/2015    |                            | <b>1840</b>   | 31.1       | <9.8         | <31.2       | <20.8      | <12.1     | <10.6       | NM             | NM    | NM   | NM                   | NM           | NM       | NM                     | NM           | NM                | NM      | NM                  |
| MW-36D                 | 5/25/2016    |                            | <b>1970</b>   | 37.8       | 10.2J        | <24.9       | <16.7      | <9.7      | <8.5        | NM             | NM    | NM   | NM                   | NM           | NM       | NM                     | NM           | NM                | NM      | NM                  |
| MW-36D                 | 10/6/2016    |                            | <b>1920</b>   | 35.4       | 9.1J         | <12.5       | <8.4       | <4.8      | <4.2        | NM             | NM    | NM   | NM                   | NM           | NM       | NM                     | NM           | NM                | NM      | NM                  |
| MW-36D                 | 6/14/2017    |                            | <b>1920</b>   | 39.4       | 11.4J        | <25.0       | <16.7      | <9.7      | <8.5        | NM             | NM    | NM   | NM                   | NM           | NM       | NM                     | NM           | NM                | NM      | NM                  |
| MW-36D                 | 10/4/2017    |                            | <b>1740</b>   | 33.1       | 10.0         | 7.3         | 3.1        | 4.0       | <2.1        | NM             | NM    | NM   | NM                   | NM           | NM       | NM                     | NM           | NM                | NM      | NM                  |
| MW-36D                 | 6/27/2018    |                            | <b>1820</b>   | 34.0       | 10.4J        | <19.4       | <13.2      | <6.4      | <10.0       | NM             | NM    | NM   | NM                   | NM           | NM       | NM                     | NM           | NM                | NM      | NM                  |
| MW-36D                 | 10/11/2018   |                            | <b>1690</b>   | 37.3J      | 11.1J        | <24.3       | <16.8      | <8.0      | <12.6       | NM             | NM    | NM   | NM                   | NM           | NM       | NM                     | NM           | NM                | NM      | NM                  |
| MW-36D                 | 6/6/2019     |                            | <b>1640</b>   | 29.4J      | 8.9J         | <19.4       | <13.4      | 11.1J     | <10.1       | 0.57           | 176.1 | 6.8  | NM                   | 1285         | 8.24     | 310                    | <0.0354      | 1.11              | 18.00   | <0.095              |
| MW-36D                 | 10/2/2019    |                            | <b>1650</b>   | 29.1       | 10.1J        | <11.1J      | <13.4      | 7.1J      | <10.1       | 0.93           | -90.2 | 7.6  | 1258.0               | NM           | 7.45     | NM                     | NM           | NM                | NM      | NM                  |

**Table 6**  
**Groundwater Analytical Results - Barge Dock**  
Former Amoco Terminal  
Superior, Wisconsin

| Sample ID              | Date Sampled | Duplicate (D) or Split (S) | Analytical Parameters |            |              |             |            |           |             | Bio-Parameters |        |      |                      |              |          |                        |              |                   |         |                     |
|------------------------|--------------|----------------------------|-----------------------|------------|--------------|-------------|------------|-----------|-------------|----------------|--------|------|----------------------|--------------|----------|------------------------|--------------|-------------------|---------|---------------------|
|                        |              |                            | Benzene               | Toluene    | Ethylbenzene | Xylenes     | Total TMBs | MTBE      | Naphthalene | DO             | REDOX  | Temp | Specific Conductance | Conductivity | pH       | Alkalinity (ppm CaCO3) | Soluble Iron | Soluble Manganese | Sulfate | Nitrate and Nitrite |
|                        |              |                            | µg/L                  | µg/L       | µg/L         | µg/L        | µg/L       | µg/L      | µg/L        | ppm            | mV     | °C   | µs/cm                | µmhos/cm     | pH units |                        | ppm          | ppm               | ppm     | ppm                 |
| <b>NR 140 ES--&gt;</b> |              |                            | <b>5</b>              | <b>800</b> | <b>700</b>   | <b>2000</b> | <b>480</b> | <b>60</b> | <b>100</b>  | --             | --     | --   | --                   | --           | --       | --                     | --           | --                | --      | --                  |
| MW-36D                 | 5/28/2020    |                            | 1230                  | 14.9J      | 7.2J         | <9.4        | <13.4      | 7.3J      | <10.1       | NM             | NM     | NM   | NM                   | NM           | NM       | NM                     | NM           | NM                | NM      | NM                  |
| MW-36D                 | 10/6/2020    |                            | 1600                  | 23.7       | 9.1J         | <6.9J       | <6.7       | 9.1J      | <5.1        | NM             | NM     | NM   | NM                   | NM           | NM       | NM                     | NM           | NM                | NM      | NM                  |
| MW-36D                 | 5/26/2021    |                            | 1600                  | 20.5       | 8.8J         | <6.1J       | <6.7       | 7.4J      | <5.1        | NM             | NM     | NM   | NM                   | NM           | NM       | NM                     | NM           | NM                | NM      | NM                  |
| MW-36D                 | 10/5/2021    |                            | 1360                  | 14.1       | 7.3J         | <5.1J       | <6.7       | 3.5J      | <5.1        | NM             | NM     | NM   | NM                   | NM           | NM       | NM                     | NM           | NM                | NM      | NM                  |
| MW-36DD                | 10/18/2011   |                            | <1.0                  | <1.0       | <1.0         | <3.0        | <1.0       | <1.0      | <4.0        | NM             | NM     | NM   | NM                   | NM           | NM       | NM                     | NM           | NM                | NM      | NM                  |
| MW-36DD                | 4/18/2012    |                            | <1.0                  | <1.0       | <1.0         | <3.0        | <1.0       | <1.0      | NA          | 0.52           | 84.1   | 7.4  | NM                   | 992          | 7.67     | NM                     | NM           | NM                | NM      | NM                  |
| MW-36DD                | 10/1/2012    |                            | <1.0                  | <1.0       | <1.0         | <3.0        | <1.0       | <1.0      | NA          | NM             | NM     | NM   | NM                   | NM           | NM       | NM                     | NM           | NM                | NM      | NM                  |
| MW-36DD                | 5/6/2013     |                            | <1.0                  | <1.0       | <1.0         | <3.0        | <2.0       | <1.0      | <4.0        | 0.32           | 228.1  | 7.7  | NM                   | 558.7        | 7.5      | NM                     | NM           | NM                | NM      | NM                  |
| MW-36DD                | 10/1/2013    |                            | <0.34                 | <0.34      | <0.34        | <1.0        | <0.69      | <0.37     | NA          | NM             | NM     | NM   | NM                   | NM           | NM       | NM                     | NM           | NM                | NM      | NM                  |
| MW-36DD                | 5/20/2014    |                            | <1.0                  | <1.0       | <1.0         | <3.0        | <2.0       | <1.0      | <4.0        | NM             | NM     | NM   | NM                   | NM           | NM       | NM                     | NM           | NM                | NM      | NM                  |
| MW-36DD                | 10/29/2014   |                            | <0.40                 | <0.39      | <0.39        | <1.2        | <0.84      | <0.48     | <0.42       | NM             | NM     | NM   | NM                   | NM           | NM       | NM                     | NM           | NM                | NM      | NM                  |
| MW-36DD                | 5/4/2015     |                            | <0.40                 | <0.39      | <0.39        | <1.2        | <0.84      | <0.48     | <0.42       | NM             | NM     | NM   | NM                   | NM           | NM       | NM                     | NM           | NM                | NM      | NM                  |
| MW-36DD                | 10/5/2015    |                            | <0.40                 | <0.39      | <0.39        | <1.2        | <0.84      | <0.48     | <0.42       | NM             | NM     | NM   | NM                   | NM           | NM       | NM                     | NM           | NM                | NM      | NM                  |
| MW-36DD                | 5/24/2016    |                            | <0.40                 | <0.39      | <0.39        | <1.3        | <0.84      | <0.48     | <0.42       | NM             | NM     | NM   | NM                   | NM           | NM       | NM                     | NM           | NM                | NM      | NM                  |
| MW-36DD                | 10/4/2016    |                            | <0.40                 | <0.39      | <0.39        | <1.2        | <0.84      | <0.48     | <0.42       | NM             | NM     | NM   | NM                   | NM           | NM       | NM                     | NM           | NM                | NM      | NM                  |
| MW-36DD                | 6/19/2018    |                            | <0.31                 | <0.49      | <0.33        | <0.98       | <0.67      | <0.32     | <0.51       | NM             | NM     | NM   | NM                   | NM           | NM       | NM                     | NM           | NM                | NM      | NM                  |
| MW-36DD                | 10/9/2018    |                            | <0.31                 | <0.49      | <0.33        | <0.98       | <0.67      | <0.32     | <0.51       | NM             | NM     | NM   | NM                   | NM           | NM       | NM                     | NM           | NM                | NM      | NM                  |
| MW-36DD                | 6/4/2019     |                            | <0.31                 | <0.49      | <0.33        | <0.98       | <0.67      | <0.32     | <0.51       | NM             | NM     | NM   | NM                   | NM           | NM       | NM                     | NM           | NM                | NM      | NM                  |
| MW-36DD                | 10/1/2019    |                            | <0.31                 | <0.16      | <0.33        | <0.47       | <0.67      | <0.32     | <0.51       | 2.41           | -172.2 | 10.1 | 915                  | NM           | 7.43     | NM                     | NM           | NM                | NM      | NM                  |
| GP-37S                 | 6/21/2011    |                            | 4.4                   | <1.0       | <1.0         | <3.0        | <1.0       | <1.0      | <4.0        | NM             | NM     | NM   | NM                   | NM           | NM       | NM                     | NM           | NM                | NM      | NM                  |
| GP-37D                 | 6/21/2011    |                            | 3720                  | 87.3       | 22.1         | 79.6        | 18.4       | <10       | <40         | NM             | NM     | NM   | NM                   | NM           | NM       | NM                     | NM           | NM                | NM      | NM                  |
| MW-37S                 | 7/26/2011    |                            | <1.0                  | <1.0       | <1.0         | <3.0        | <1.0       | <1.0      | <4.0        | 0.88           | -87    | 8.8  | NM                   | 517          | 8.00     | NM                     | NM           | NM                | NM      | NM                  |
| MW-37S                 | 10/18/2011   |                            | 2.2                   | <1.0       | <1.0         | <3.1        | <1.0       | <1.0      | NA          | 0.43           | -90    | 9.46 | NM                   | 708          | 8.16     | NM                     | NM           | NM                | NM      | NM                  |
| MW-37S                 | 4/18/2012    |                            | 1.1                   | <1.0       | <1.0         | <3.0        | <1.0       | <1.0      | NA          | 2.42           | 86.2   | 6.2  | NM                   | 625          | 7.74     | NM                     | NM           | NM                | NM      | NM                  |
| MW-37S                 | 5/6/2013     |                            | <1.0                  | <1.0       | <1.0         | <3.0        | <2.0       | <1.0      | <4.0        | 2.1            | 234.0  | 6.1  | NM                   | 558.7        | 7.27     | NM                     | NM           | NM                | NM      | NM                  |
| MW-37S                 | 5/20/2014    |                            | <1.0                  | <1.0       | <1.0         | <3.0        | <2.0       | <1.0      | <4.0        | NM             | NM     | NM   | NM                   | NM           | NM       | NM                     | NM           | NM                | NM      | NM                  |
| MW-37S                 | 5/4/2015     |                            | <0.40                 | <0.39      | <0.39        | <1.2        | <0.84      | <0.48     | <0.42       | NM             | NM     | NM   | NM                   | NM           | NM       | NM                     | NM           | NM                | NM      | NM                  |
| MW-37S                 | 5/24/2016    |                            | <0.40                 | <0.39      | <0.39        | <1.3        | <0.84      | <0.48     | <0.42       | NM             | NM     | NM   | NM                   | NM           | NM       | NM                     | NM           | NM                | NM      | NM                  |
| MW-37S                 | 10/9/2018    |                            | <0.31                 | <0.49      | <0.33        | <0.98       | <0.67      | <0.32     | <0.51       | NM             | NM     | NM   | NM                   | NM           | NM       | NM                     | NM           | NM                | NM      | NM                  |
| MW-37D                 | 7/26/2011    |                            | 649                   | 17.20      | 5.90         | 14.6        | <1.0       | <1.0      | <4.0        | 0.22           | -134   | 8.65 | NM                   | 927          | 7.89     | NM                     | NM           | NM                | NM      | NM                  |
| MW-37D                 | 10/18/2011   |                            | 290                   | 8.80       | 2.60         | 7           | <1.0       | <1.0      | NA          | 0.4            | -79    | 7.67 | NM                   | 968          | 8.24     | NM                     | NM           | NM                | NM      | NM                  |
| MW-37D                 | 4/18/2012    |                            | 149                   | 4.40       | 1.50         | 3.7         | <1.0       | <1.0      | NA          | 0.55           | 53.4   | 7.8  | NM                   | 1200         | 7.39     | NM                     | NM           | NM                | NM      | NM                  |
| MW-37D                 | 10/2/2012    |                            | 871                   | 26.00      | 8.70         | 19.3        | <5.0       | <5.0      | NA          | NM             | NM     | NM   | NM                   | NM           | NM       | NM                     | NM           | NM                | NM      | NM                  |
| MW-37D                 | 5/7/2013     |                            | 365.0                 | 10.5       | <5.0         | <15.0       | <10.0      | <5.0      | <20.0       | 0.48           | 136.5  | 8.8  | NM                   | 1137         | 7.30     | NM                     | NM           | NM                | NM      | NM                  |
| MW-37D                 | 10/2/2013    |                            | 1960                  | 63.3       | 21.3         | 45.3J       | <13.7      | <7.4      | NA          | NM             | NM     | NM   | NM                   | NM           | NM       | NM                     | NM           | NM                | NM      | NM                  |
| MW-37D                 | 5/22/2014    |                            | 2230                  | 73.1       | 23.9         | 48.3        | <10.0      | <5.0      | <20.0       | NM             | NM     | NM   | NM                   | NM           | NM       | NM                     | NM           | NM                | NM      | NM                  |
| MW-37D                 | 10/30/2014   |                            | 2240                  | 70.4       | 21.6J        | 42.4J       | <20.8      | <12.1     | 10.8J       | NM             | NM     | NM   | NM                   | NM           | NM       | NM                     | NM           | NM                | NM      | NM                  |
| MW-37D                 | 5/5/2015     |                            | 2800                  | 96.8       | 31.7         | 65.8J       | 20.8       | <12.1     | <10.6       | NM             | NM     | NM   | NM                   | NM           | NM       | NM                     | NM           | NM                | NM      | NM                  |
| MW-37D                 | 10/7/2015    |                            | 3090                  | 105        | 32.1J        | 73.7J       | <33.3      | <19.4     | <17.0       | NM             | NM     | NM   | NM                   | NM           | NM       | NM                     | NM           | NM                | NM      | NM                  |
| MW-37D                 | 5/25/2016    |                            | 2990                  | 108        | 36.3         | 84.4        | 13.0J      | <4.8      | <4.2        | NM             | NM     | NM   | NM                   | NM           | NM       | NM                     | NM           | NM                | NM      | NM                  |
| MW-37D (Dup)           | 5/22/2016    | D                          | 2720                  | 96.9       | 32.0         | 75.0        | 11.4J      | <4.8      | <4.2        | NM             | NM     | NM   | NM                   | NM           | NM       | NM                     | NM           | NM                | NM      | NM                  |
| MW-37D                 | 10/6/2016    |                            | 3020                  | 112        | 35.2         | 80.3        | <20.8      | <12.1     | <10.6       | NM             | NM     | NM   | NM                   | NM           | NM       | NM                     | NM           | NM                | NM      | NM                  |
| MW-37D (Dup)           | 10/6/2016    | D                          | 3380                  | 126        | 40.1         | 90.5        | <16.7      | <9.7      | <8.5        | NM             | NM     | NM   | NM                   | NM           | NM       | NM                     | NM           | NM                | NM      | NM                  |
| MW-37D                 | 6/14/2017    |                            | 3020                  | 110        | 35.4J        | 71.5J       | <41.7      | <24.2     | <21.2       | NM             | NM     | NM   | NM                   | NM           | NM       | NM                     | NM           | NM                | NM      | NM                  |
| MW-37D (Dup)           | 6/14/2017    | D                          | 3050                  | 112        | 34.7J        | 71.5J       | <41.7      | <24.2     | <21.2       | NM             | NM     | NM   | NM                   | NM           | NM       | NM                     | NM           | NM                | NM      | NM                  |
| MW-37D                 | 10/4/2017    |                            | 2730                  | 101        | 31.9         | 61.5        | <20.8      | <12.1     | <10.6       | NM             | NM     | NM   | NM                   | NM           | NM       | NM                     | NM           | NM                | NM      | NM                  |

**Table 6**  
**Groundwater Analytical Results - Barge Dock**  
Former Amoco Terminal  
Superior, Wisconsin

| Sample ID              | Date Sampled | Duplicate (D) or Split (S) | Analytical Parameters |            |              |             |            |           |             | Bio-Parameters |        |      |                      |              |          |                        |              |                   |         |                     |     |
|------------------------|--------------|----------------------------|-----------------------|------------|--------------|-------------|------------|-----------|-------------|----------------|--------|------|----------------------|--------------|----------|------------------------|--------------|-------------------|---------|---------------------|-----|
|                        |              |                            | Benzene               | Toluene    | Ethylbenzene | Xylenes     | Total TMBs | MTBE      | Naphthalene | DO             | REDOX  | Temp | Specific Conductance | Conductivity | pH       | Alkalinity (ppm CaCO3) | Soluble Iron | Soluble Manganese | Sulfate | Nitrate and Nitrite |     |
|                        |              |                            | ug/L                  | ug/L       | ug/L         | ug/L        | ug/L       | ug/L      | ug/L        | ug/L           | ppm    | mV   | °C                   | us/cm        | umhos/cm | pH units               |              | ppm               | ppm     | ppm                 | ppm |
| <b>NR 140 ES--&gt;</b> |              |                            | <b>5</b>              | <b>800</b> | <b>700</b>   | <b>2000</b> | <b>480</b> | <b>60</b> | <b>100</b>  | --             | --     | --   | --                   | --           | --       | --                     | --           | --                | --      | --                  | --  |
| MW-37D (Dup)           | 10/4/2017    | D                          | 2730                  | 100        | 31.8         | 60.5        | <20.8      | <12.1     | <10.6       | NM             | NM     | NM   | NM                   | NM           | NM       | NM                     | NM           | NM                | NM      | NM                  | NM  |
| MW-37D                 | 6/27/2018    |                            | 2830                  | 98         | 31.5         | 58.5        | <16.8      | <8.0      | <12.6       | NM             | NM     | NM   | NM                   | NM           | NM       | NM                     | NM           | NM                | NM      | NM                  | NM  |
| MW-37D (Dup)           | 6/27/2018    | D                          | 2680                  | 91         | 28.2         | 53.2J       | <16.8      | <8.0      | <12.6       | NM             | NM     | NM   | NM                   | NM           | NM       | NM                     | NM           | NM                | NM      | NM                  | NM  |
| MW-37D                 | 10/12/2018   |                            | 2450                  | 84.1       | 27.9         | 52.5J       | <16.8      | <8.0      | <12.6       | NM             | NM     | NM   | NM                   | NM           | NM       | NM                     | NM           | NM                | NM      | NM                  | NM  |
| MW-37D (Dup)           | 10/12/2018   | D                          | 2050                  | 71         | 21.7J        | 42.2J       | <16.8      | <8.0      | <12.6       | NM             | NM     | NM   | NM                   | NM           | NM       | NM                     | NM           | NM                | NM      | NM                  | NM  |
| MW-37D                 | 6/6/2019     |                            | 2310                  | 78         | 25.8J        | 44.8J       | <16.8      | <8.0      | <12.6       | NM             | NM     | NM   | NM                   | NM           | NM       | NM                     | NM           | NM                | NM      | NM                  | NM  |
| MW-37D(Dup2)           | 6/6/2019     |                            | 1990                  | 66         | 22.9         | 41.8J       | 6.3J       | <1.6      | <2.5        | NM             | NM     | NM   | NM                   | NM           | NM       | NM                     | NM           | NM                | NM      | NM                  | NM  |
| MW-37D                 | 10/3/2019    |                            | 2380                  | 72         | 24.7J        | <46.2J      | <16.8      | <8        | <12.6       | 1.2            | -101.1 | 9.2  | 1146.0               | NM           | NM       | 7.6                    | NM           | NM                | NM      | NM                  | NM  |
| MW-37D(Dup2)           | 10/3/2019    | D                          | 2320                  | 70         | 23.2         | <42.7J      | <13.2      | <6.4      | <10.1       | NM             | NM     | NM   | NM                   | NM           | NM       | NM                     | NM           | NM                | NM      | NM                  | NM  |
| MW-37D                 | 5/28/2020    |                            | 2100                  | 68         | 23.5J        | <44.4J      | <16.8      | <8        | <12.6       | NM             | NM     | NM   | NM                   | NM           | NM       | NM                     | NM           | NM                | NM      | NM                  | NM  |
| MW-37D(Dup2)           | 5/28/2020    | D                          | 2030                  | 64         | 22.7         | 40.3J       | <6.7       | <3.2      | <5.1        | NM             | NM     | NM   | NM                   | NM           | NM       | NM                     | NM           | NM                | NM      | NM                  | NM  |
| MW-37D                 | 10/7/2020    |                            | 2170                  | 74.1       | 23.4J        | <48.9J      | <26.8      | <12.8     | <20.2       | NM             | NM     | NM   | NM                   | NM           | NM       | NM                     | NM           | NM                | NM      | NM                  | NM  |
| MW-37D(Dup1)           | 10/7/2020    | D                          | 2090                  | 62.9       | 20.8J        | <37.6J      | <13.4      | <6.4      | <10.1       | NM             | NM     | NM   | NM                   | NM           | NM       | NM                     | NM           | NM                | NM      | NM                  | NM  |
| MW-37D                 | 5/27/2021    |                            | 2200                  | 68.0       | 24.7J        | <43.9J      | <16.8      | <8.0      | <12.6       | NM             | NM     | NM   | NM                   | NM           | NM       | NM                     | NM           | NM                | NM      | NM                  | NM  |
| MW-37D                 | 10/4/2021    |                            | 2270                  | 69.9       | 23.9J        | <40.9J      | <16.8      | <8.0      | <12.6       | NM             | NM     | NM   | NM                   | NM           | NM       | NM                     | NM           | NM                | NM      | NM                  | NM  |
| MW-37D (Dup 1)         | 10/5/2021    | D                          | 2250                  | 69.6       | 23.2         | 38.1J       | <6.7       | <3.2      | <5.1        | NM             | NM     | NM   | NM                   | NM           | NM       | NM                     | NM           | NM                | NM      | NM                  | NM  |
| MW-37DD                | 10/18/2011   |                            | 6.9                   | <1.0       | <1.0         | <3.0        | 1.1        | <1.0      | <4.0        | 0.49           | -253   | 7.56 | NM                   | 766          | 8.39     | NM                     | NM           | NM                | NM      | NM                  | NM  |
| MW-37DD                | 4/18/2012    |                            | <1.0                  | <1.0       | <1.0         | <3.0        | <1.0       | <1.0      | NA          | 0.87           | 19.2   | 7.7  | NM                   | 1102         | 7.59     | NM                     | NM           | NM                | NM      | NM                  | NM  |
| MW-37DD                | 10/1/2012    |                            | <1.0                  | <1.0       | <1.0         | <3.0        | 1.2        | <1.0      | NA          | NM             | NM     | NM   | NM                   | NM           | NM       | NM                     | NM           | NM                | NM      | NM                  | NM  |
| MW-37DD                | 5/6/2013     |                            | <1.0                  | <1.0       | <1.0         | <3.0        | <1.0       | <1.0      | <4.0        | 0.42           | 168.5  | 7.6  | NM                   | 1028         | 7.65     | NM                     | NM           | NM                | NM      | NM                  | NM  |
| MW-37DD                | 10/1/2013    |                            | 5.3                   | <0.34      | <0.34        | <1.0        | <1.66      | <0.37     | NA          | NM             | NM     | NM   | NM                   | NM           | NM       | NM                     | NM           | NM                | NM      | NM                  | NM  |
| MW-37DD                | 5/21/2014    |                            | 26.5                  | <1.0       | <1.0         | <3.0        | 1.1        | <1.0      | <4.0        | NM             | NM     | NM   | NM                   | NM           | NM       | NM                     | NM           | NM                | NM      | NM                  | NM  |
| MW-37DD                | 10/29/2014   |                            | 109                   | <0.39      | <0.39        | <1.2        | <1.4J      | <0.48     | <0.42       | NM             | NM     | NM   | NM                   | NM           | NM       | NM                     | NM           | NM                | NM      | NM                  | NM  |
| MW-37DD                | 5/5/2015     |                            | 263                   | <0.39      | <0.39        | <1.2        | <1.23J     | <0.48     | <0.42       | NM             | NM     | NM   | NM                   | NM           | NM       | NM                     | NM           | NM                | NM      | NM                  | NM  |
| MW-37DD                | 10/6/2015    |                            | 461                   | <1.6       | <1.6         | <5.0        | <3.4       | <1.9      | <1.7        | NM             | NM     | NM   | NM                   | NM           | NM       | NM                     | NM           | NM                | NM      | NM                  | NM  |
| MW-37DD                | 5/25/2016    |                            | 667                   | <1.9       | <2.0         | <6.2        | <4.2       | <2.4      | <2.1        | NM             | NM     | NM   | NM                   | NM           | NM       | NM                     | NM           | NM                | NM      | NM                  | NM  |
| MW-37DD                | 10/5/2016    |                            | 932                   | <1.6       | <1.6         | <5.0        | <3.4       | <1.9      | <1.7        | NM             | NM     | NM   | NM                   | NM           | NM       | NM                     | NM           | NM                | NM      | NM                  | NM  |
| MW-37DD                | 10/12/2017   |                            | 1060                  | <7.8       | <7.9         | <25.0       | <16.7      | <9.7      | <8.5        | NM             | NM     | NM   | NM                   | NM           | NM       | NM                     | NM           | NM                | NM      | NM                  | NM  |
| MW-37DD                | 6/27/2018    |                            | 1260                  | <4.9       | <3.3         | <9.8        | <6.7       | <3.2      | <5.1        | NM             | NM     | NM   | NM                   | NM           | NM       | NM                     | NM           | NM                | NM      | NM                  | NM  |
| MW-37DD                | 10/11/2018   |                            | 1260                  | <4.9       | <3.3         | <9.8        | <6.7       | <3.2      | <5.1        | NM             | NM     | NM   | NM                   | NM           | NM       | NM                     | NM           | NM                | NM      | NM                  | NM  |
| MW-37DD                | 6/6/2019     |                            | 1050                  | <4.9       | <3.3         | <9.9        | <6.8       | <3.3      | <5.2        | NM             | NM     | NM   | NM                   | NM           | NM       | NM                     | NM           | NM                | NM      | NM                  | NM  |
| MW-37DD                | 10/1/2019    |                            | 1100                  | <1.6       | <3.3         | <4.7        | <6.7       | <3.2      | <5.1        | 1              | -228   | 8    | 1087                 | NM           | 7.48     | NM                     | NM           | NM                | NM      | NM                  | NM  |
| MW-37DD                | 5/28/2020    |                            | 1140                  | <1.6       | <3.3         | <4.7        | <6.7       | <3.2      | <5.1        | NM             | NM     |      |                      |              |          |                        |              |                   |         |                     |     |
| MW-37DD                | 10/6/2020    |                            | 1.4                   | <0.16      | <0.33        | <0.47       | <0.67      | <0.32     | <0.51       | NM             | NM     | NM   | NM                   | NM           | NM       | NM                     | NM           | NM                | NM      | NM                  | NM  |
| MW-37DD                | 5/26/2021    |                            | 987                   | <0.82      | <1.6         | <2.35       | <3.3       | <1.6      | <2.5        | NM             | NM     | NM   | NM                   | NM           | NM       | NM                     | NM           | NM                | NM      | NM                  | NM  |
| MW-37DD                | 10/5/2021    |                            | 1060                  | <1.6       | <3.3         | <4.7        | <6.7       | <3.2      | <5.1        | NM             | NM     | NM   | NM                   | NM           | NM       | NM                     | NM           | NM                | NM      | NM                  | NM  |
| MW-37DDD               | 6/27/2018    |                            | 3.9                   | <0.49      | <0.33        | <0.98       | <0.67      | <0.32     | <0.51       | NM             | NM     | NM   | NM                   | NM           | NM       | NM                     | NM           | NM                | NM      | NM                  | NM  |
| MW-37DDD               | 10/11/2018   |                            | 2.8                   | <0.49      | <0.33        | <0.98       | <0.67      | <0.32     | <0.51       | NM             | NM     | NM   | NM                   | NM           | NM       | NM                     | NM           | NM                | NM      | NM                  | NM  |
| MW-37DDD               | 6/5/2019     |                            | 1.8                   | <0.49      | <0.33        | <0.98       | <0.67      | <0.32     | <0.51       | NM             | NM     | NM   | NM                   | NM           | NM       | NM                     | NM           | NM                | NM      | NM                  | NM  |
| MW-37DDD               | 10/1/2019    |                            | 2.2                   | <0.16      | <0.33        | <0.47       | <0.67      | <0.32     | <0.51       | 0.57           | -223.5 | 7.3  | 921                  | NM           | 7.55     | NM                     | NM           | NM                | NM      | NM                  | NM  |
| GP-38S                 | 6/21/2011    |                            | 4.3                   | <2.0       | <2.0         | <6.0        | <2.0       | <2.0      | <8.0        | NM             | NM     | NM   | NM                   | NM           | NM       | NM                     | NM           | NM                | NM      | NM                  | NM  |
| MW-38S                 | 7/26/2011    |                            | <1.0                  | <1.0       | <1.0         | <3.0        | <1.0       | <1.0      | <4.0        | 0.36           | -172   | 7.63 | NM                   | 934          | 7.82     | NM                     | NM           | NM                | NM      | NM                  | NM  |
| MW-38S                 | 10/18/2011   |                            | <1.0                  | <1.0       | <1.0         | <3.0        | <1.0       | <1.0      | NA          | 0.61           | -201   | 7.69 | NM                   | 961          | 8.13     | NM                     | NM           | NM                | NM      | NM                  | NM  |
| MW-38S                 | 4/17/2012    |                            | <1.0                  | <1.0       | <1.0         | <3.0        | <1.0       | <1.0      | NA          | 0.66           | 22     | 7.1  | NM                   | 1337         | 7.22     | NM                     | NM           | NM                | NM      | NM                  | NM  |
| MW-38S                 | 5/6/2013     |                            | <1.0                  | <1.0       | <1.0         | <3.0        | <2.0       | <1.0      | <4.0        | 0.79           | 218    | 8.9  | NM                   | 1145         | 6.76     | NM                     | NM           | NM                | NM      | NM                  | NM  |
| MW-38S                 | 5/20/2014    |                            | <1.0                  | <1.0       | <1.0         | <3.0        | <2.0       | <1.0      | <4.0        | NM             | NM     | NM   | NM                   | NM           | NM       | NM                     | NM           | NM                | NM      | NM                  | NM  |
| MW-38S                 | 5/4/2015     |                            | <0.40                 | <0.39      | <0.39        | <1.2        | <0.84      | <0.48     | <0.42       | NM             | NM     | NM   | NM                   | NM           | NM       | NM                     | NM           | NM                | NM      | NM                  | NM  |

**Table 6**  
**Groundwater Analytical Results - Barge Dock**  
Former Amoco Terminal  
Superior, Wisconsin

| Sample ID              | Date Sampled | Duplicate (D) or Split (S) | Analytical Parameters |            |              |             |            |           |             | Bio-Parameters |        |      |                      |              |          |                        |              |                   |         |                     |
|------------------------|--------------|----------------------------|-----------------------|------------|--------------|-------------|------------|-----------|-------------|----------------|--------|------|----------------------|--------------|----------|------------------------|--------------|-------------------|---------|---------------------|
|                        |              |                            | Benzene               | Toluene    | Ethylbenzene | Xylenes     | Total TMBs | MTBE      | Naphthalene | DO             | REDOX  | Temp | Specific Conductance | Conductivity | pH       | Alkalinity (ppm CaCO3) | Soluble Iron | Soluble Manganese | Sulfate | Nitrate and Nitrite |
|                        |              |                            | µg/L                  | µg/L       | µg/L         | µg/L        | µg/L       | µg/L      | µg/L        | ppm            | mV     | °C   | µs/cm                | µmhos/cm     | pH units |                        | ppm          | ppm               | ppm     | ppm                 |
| <b>NR 140 ES--&gt;</b> |              |                            | <b>5</b>              | <b>800</b> | <b>700</b>   | <b>2000</b> | <b>480</b> | <b>60</b> | <b>100</b>  | --             | --     | --   | --                   | --           | --       | --                     | --           | --                | --      | --                  |
| MW-38S                 | 5/24/2016    |                            | <0.40                 | <0.39      | <0.39        | <1.3        | <0.84      | <0.48     | <0.42       | NM             | NM     | NM   | NM                   | NM           | NM       | NM                     | NM           | NM                | NM      | NM                  |
| MW-38S                 | 10/3/2017    |                            | <0.40                 | <0.39      | <0.39        | <1.25       | <0.84      | <0.48     | <0.42       | NM             | NM     | NM   | NM                   | NM           | NM       | NM                     | NM           | NM                | NM      | NM                  |
| MW-38S                 | 10/10/2018   |                            | <0.31                 | <0.49      | <0.33        | <0.98       | <0.67      | <0.32     | <0.51       | NM             | NM     | NM   | NM                   | NM           | NM       | NM                     | NM           | NM                | NM      | NM                  |
| GP-38D                 | 6/21/2011    |                            | <1.0                  | <1.0       | <1.0         | <3.0        | <1.0       | <1.0      | <4.0        | NM             | NM     | NM   | NM                   | NM           | NM       | NM                     | NM           | NM                | NM      | NM                  |
| MW-38D                 | 7/26/2011    |                            | <1.0                  | <1.0       | <1.0         | <3.0        | <1.0       | <1.0      | <4.0        | 0.84           | -354   | 8.51 | NM                   | 884          | 7.90     | NM                     | NM           | NM                | NM      | NM                  |
| MW-38D                 | 10/18/2011   |                            | <1.0                  | <1.0       | <1.0         | <3.0        | <1.0       | <1.0      | NA          | 0.37           | -256   | 7.89 | NM                   | 939          | 8.28     | NM                     | NM           | NM                | NM      | NM                  |
| MW-38D                 | 4/17/2012    |                            | <1.0                  | <1.0       | <1.0         | <3.0        | <1.0       | <1.0      | NA          | 0.76           | -2.1   | 8.0  | NM                   | 1233         | 7.46     | NM                     | NM           | NM                | NM      | NM                  |
| MW-38D                 | 10/1/2012    |                            | <1.0                  | <1.0       | <1.0         | <3.0        | <1.0       | <1.0      | NA          | NM             | NM     | NM   | NM                   | NM           | NM       | NM                     | NM           | NM                | NM      | NM                  |
| MW-38D                 | 5/6/2013     |                            | <1.0                  | <1.0       | <1.0         | <3.0        | <2.0       | <1.0      | <4.0        | 0.32           | 166    | 8.6  | NM                   | 1117         | 7.03     | NM                     | NM           | NM                | NM      | NM                  |
| MW-38D                 | 10/1/2013    |                            | <0.34                 | <0.34      | <0.34        | <1.0        | <0.69      | <0.37     | NA          | NM             | NM     | NM   | NM                   | NM           | NM       | NM                     | NM           | NM                | NM      | NM                  |
| MW-38D                 | 5/20/2014    |                            | <1.0                  | <1.0       | <1.0         | <3.0        | <2.0       | <1.0      | <4.0        | NM             | NM     | NM   | NM                   | NM           | NM       | NM                     | NM           | NM                | NM      | NM                  |
| MW-38D                 | 10/29/2014   |                            | <0.40                 | <0.39      | <0.39        | <1.2        | <0.84      | <0.48     | <0.42       | NM             | NM     | NM   | NM                   | NM           | NM       | NM                     | NM           | NM                | NM      | NM                  |
| MW-38D                 | 5/4/2015     |                            | <0.40                 | <0.39      | <0.39        | <1.2        | <0.84      | <0.48     | <0.42       | NM             | NM     | NM   | NM                   | NM           | NM       | NM                     | NM           | NM                | NM      | NM                  |
| MW-38D                 | 10/5/2015    |                            | <0.40                 | <0.39      | <0.39        | <1.2        | <0.84      | <0.48     | <0.42       | NM             | NM     | NM   | NM                   | NM           | NM       | NM                     | NM           | NM                | NM      | NM                  |
| MW-38D                 | 5/24/2016    |                            | <0.40                 | <0.39      | <0.39        | <1.3        | <0.84      | <0.48     | <0.42       | NM             | NM     | NM   | NM                   | NM           | NM       | NM                     | NM           | NM                | NM      | NM                  |
| MW-38D                 | 10/4/2016    |                            | <0.40                 | <0.39      | <0.39        | <1.2        | <0.84      | <0.48     | <0.42       | NM             | NM     | NM   | NM                   | NM           | NM       | NM                     | NM           | NM                | NM      | NM                  |
| MW-38D                 | 10/3/2017    |                            | <0.40                 | <0.39      | <0.39        | <1.25       | <0.84      | <0.48     | <0.42       | NM             | NM     | NM   | NM                   | NM           | NM       | NM                     | NM           | NM                | NM      | NM                  |
| MW-38D                 | 6/19/2018    |                            | <0.31                 | <0.49      | <0.33        | <0.98       | <0.67      | <0.32     | <0.51       | NM             | NM     | NM   | NM                   | NM           | NM       | NM                     | NM           | NM                | NM      | NM                  |
| MW-38D                 | 10/10/2018   |                            | <0.31                 | <0.49      | <0.33        | <0.98       | <0.67      | <0.32     | <0.51       | NM             | NM     | NM   | NM                   | NM           | NM       | NM                     | NM           | NM                | NM      | NM                  |
| MW-38D                 | 6/4/2019     |                            | <0.31                 | <0.49      | <0.33        | <0.98       | <0.67      | <0.32     | <0.51       | NM             | NM     | NM   | NM                   | NM           | NM       | NM                     | NM           | NM                | NM      | NM                  |
| MW-38D                 | 9/30/2019    |                            | <0.31                 | <0.16      | <0.33        | <0.47       | <0.67      | <0.32     | <0.51       | 0.60           | -61.4  | 9.8  | 1150                 | NM           | 7.8      | NM                     | NM           | NM                | NM      | NM                  |
| MW-38DD                | 6/20/2018    |                            | <0.31                 | <0.49      | <0.33        | <0.98       | <0.67      | <0.32     | <0.51       | NM             | NM     | NM   | NM                   | NM           | NM       | NM                     | NM           | NM                | NM      | NM                  |
| MW-38DD                | 10/10/2018   |                            | <0.31                 | <0.49      | <0.33        | <0.98       | <0.67      | <0.32     | <0.51       | NM             | NM     | NM   | NM                   | NM           | NM       | NM                     | NM           | NM                | NM      | NM                  |
| MW-38DD                | 6/4/2019     |                            | <0.31                 | <0.49      | <0.33        | <0.98       | <0.67      | <0.32     | <0.51       | NM             | NM     | NM   | NM                   | NM           | NM       | NM                     | NM           | NM                | NM      | NM                  |
| MW-38DD                | 9/30/2019    |                            | <0.31                 | <0.16      | <0.33        | <0.47       | <0.67      | <0.32     | <0.51       | 0.54           | -171.3 | 7.6  | 942                  | NM           | 7.76     | NM                     | NM           | NM                | NM      | NM                  |
| GP-39S                 | 6/23/2011    |                            | <1.0                  | <1.0       | <1.0         | <3.0        | <1.0       | <1.0      | <4.0        | NM             | NM     | NM   | NM                   | NM           | NM       | NM                     | NM           | NM                | NM      | NM                  |
| GP-39D                 | 6/23/2011    |                            | <5.0                  | <5.0       | <5.0         | <15         | <5.0       | <5.0      | <20         | NM             | NM     | NM   | NM                   | NM           | NM       | NM                     | NM           | NM                | NM      | NM                  |
| MW-40S                 | 7/26/2011    |                            | <1.0                  | <1.0       | <1.0         | <3.0        | <1.0       | <1.0      | <4.0        | 0.68           | -244   | 7.24 | NM                   | 1234         | 7.48     | NM                     | NM           | NM                | NM      | NM                  |
| MW-40S                 | 10/18/2011   |                            | <1.0                  | <1.0       | <1.0         | <3.0        | <1.0       | <1.0      | NA          | 0.95           | -191   | 8.78 | NM                   | 1510         | 7.67     | NM                     | NM           | NM                | NM      | NM                  |
| MW-40S                 | 4/17/2012    |                            | <1.0                  | <1.0       | <1.0         | <3.0        | <1.0       | <1.0      | NA          | 7.40           | -34    | 5.7  | NM                   | 2099         | 6.58     | NM                     | NM           | NM                | NM      | NM                  |
| MW-40S                 | 5/7/2013     |                            | <1.0                  | <1.0       | <1.0         | <3.0        | <2.0       | <1.0      | <4.0        | 1.21           | 83     | 6.3  | NM                   | 1911         | 6.34     | NM                     | NM           | NM                | NM      | NM                  |
| MW-40S                 | 5/20/2014    |                            | <1.0                  | <1.0       | <1.0         | <3.0        | <2.0       | <1.0      | <4.0        | NM             | NM     | NM   | NM                   | NM           | NM       | NM                     | NM           | NM                | NM      | NM                  |
| MW-40S                 | 5/4/2015     |                            | <0.40                 | <0.39      | <0.39        | <1.2        | <0.84      | <0.48     | <0.42       | NM             | NM     | NM   | NM                   | NM           | NM       | NM                     | NM           | NM                | NM      | NM                  |
| MW-40S                 | 5/24/2016    |                            | <0.40                 | <0.39      | <0.39        | <1.3        | <0.84      | <0.48     | <0.42       | NM             | NM     | NM   | NM                   | NM           | NM       | NM                     | NM           | NM                | NM      | NM                  |
| MW-40S                 | 10/3/2017    |                            | <0.40                 | <0.39      | <0.39        | <1.25       | <0.84      | <0.48     | <0.42       | NM             | NM     | NM   | NM                   | NM           | NM       | NM                     | NM           | NM                | NM      | NM                  |
| MW-40S                 | 10/9/2018    |                            | <0.31                 | <0.49      | <0.33        | <0.98       | <0.67      | <0.32     | <0.51       | NM             | NM     | NM   | NM                   | NM           | NM       | NM                     | NM           | NM                | NM      | NM                  |
| MW-40D                 | 7/26/2011    |                            | <1.0                  | <1.0       | <1.0         | <3.0        | <1.0       | <1.0      | <4.0        | 1.43           | -182   | 9.13 | NM                   | 295          | 7.87     | NM                     | NM           | NM                | NM      | NM                  |
| MW-40D                 | 10/20/2011   |                            | <1.0                  | <1.0       | <1.0         | <3.0        | <1.0       | <1.0      | NA          | 0.66           | -210   | 7.86 | NM                   | 852          | 8.24     | NM                     | NM           | NM                | NM      | NM                  |
| MW-40D                 | 4/17/2012    |                            | <1.0                  | <1.0       | <1.0         | <3.0        | <1.0       | <1.0      | NA          | 0.58           | -33    | 7.9  | NM                   | 1170         | 7.44     | NM                     | NM           | NM                | NM      | NM                  |
| MW-40D                 | 10/1/2012    |                            | <1.0                  | <1.0       | <1.0         | <3.0        | <1.0       | <1.0      | NA          | NM             | NM     | NM   | NM                   | NM           | NM       | NM                     | NM           | NM                | NM      | NM                  |
| MW-40D                 | 5/7/2013     |                            | <1.0                  | <1.0       | <1.0         | <3.0        | <2.0       | <1.0      | <4.0        | 0.37           | 51     | 8.5  | NM                   | 1062         | 7.34     | NM                     | NM           | NM                | NM      | NM                  |
| MW-40D                 | 10/1/2013    |                            | <0.34                 | <0.34      | <0.34        | <1.0        | <0.69      | <0.37     | NA          | NM             | NM     | NM   | NM                   | NM           | NM       | NM                     | NM           | NM                | NM      | NM                  |
| MW-40D                 | 5/20/2014    |                            | <1.0                  | <1.0       | <1.0         | <3.0        | <2.0       | <1.0      | <4.0        | NM             | NM     | NM   | NM                   | NM           | NM       | NM                     | NM           | NM                | NM      | NM                  |
| MW-40D                 | 10/29/2014   |                            | <0.40                 | <0.39      | <0.39        | <1.2        | <0.84      | <0.48     | <0.42       | NM             | NM     | NM   | NM                   | NM           | NM       | NM                     | NM           | NM                | NM      | NM                  |

**Table 6**  
**Groundwater Analytical Results - Barge Dock**  
 Former Amoco Terminal  
 Superior, Wisconsin

| Sample ID              | Date Sampled | Duplicate (D) or Split (S) | Analytical Parameters |            |              |             |            |           |             | Bio-Parameters |        |      |                      |              |          |                        |              |                   |         |                     |
|------------------------|--------------|----------------------------|-----------------------|------------|--------------|-------------|------------|-----------|-------------|----------------|--------|------|----------------------|--------------|----------|------------------------|--------------|-------------------|---------|---------------------|
|                        |              |                            | Benzene               | Toluene    | Ethylbenzene | Xylenes     | Total TMBs | MTBE      | Naphthalene | DO             | REDOX  | Temp | Specific Conductance | Conductivity | pH       | Alkalinity (ppm CaCO3) | Soluble Iron | Soluble Manganese | Sulfate | Nitrate and Nitrite |
|                        |              |                            | µg/L                  | µg/L       | µg/L         | µg/L        | µg/L       | µg/L      | µg/L        | ppm            | mV     | °C   | µs/cm                | µmhos/cm     | pH units |                        | ppm          | ppm               | ppm     | ppm                 |
| <b>NR 140 ES--&gt;</b> |              |                            | <b>5</b>              | <b>800</b> | <b>700</b>   | <b>2000</b> | <b>480</b> | <b>60</b> | <b>100</b>  | --             | --     | --   | --                   | --           | --       | --                     | --           | --                | --      | --                  |
| MW-40D                 | 5/4/2015     |                            | <0.40                 | <0.39      | <0.39        | <1.2        | <0.84      | <0.48     | <0.42       | NM             | NM     | NM   | NM                   | NM           | NM       | NM                     | NM           | NM                | NM      | NM                  |
| MW-40D (Dup)           | 5/4/2015     |                            | <0.40                 | <0.39      | <0.39        | <1.2        | <0.84      | <0.48     | <0.42       | NM             | NM     | NM   | NM                   | NM           | NM       | NM                     | NM           | NM                | NM      | NM                  |
| MW-40D                 | 10/5/2015    |                            | <0.40                 | <0.39      | <0.39        | <1.2        | <0.84      | <0.48     | <0.42       | NM             | NM     | NM   | NM                   | NM           | NM       | NM                     | NM           | NM                | NM      | NM                  |
| MW-40D                 | 5/24/2016    |                            | <0.40                 | <0.39      | <0.39        | <1.2        | <0.84      | <0.48     | <0.42       | NM             | NM     | NM   | NM                   | NM           | NM       | NM                     | NM           | NM                | NM      | NM                  |
| MW-40D                 | 10/4/2016    |                            | <0.40                 | <0.39      | <0.39        | <1.2        | <0.84      | <0.48     | <0.42       | NM             | NM     | NM   | NM                   | NM           | NM       | NM                     | NM           | NM                | NM      | NM                  |
| MW-40D                 | 10/3/2017    |                            | <0.40                 | <0.39      | <0.39        | <1.25       | <0.84      | <0.48     | <0.42       | NM             | NM     | NM   | NM                   | NM           | NM       | NM                     | NM           | NM                | NM      | NM                  |
| MW-40D                 | 6/19/2018    |                            | <0.31                 | <0.49      | <0.33        | <0.98       | <0.67      | <0.32     | <0.51       | NM             | NM     | NM   | NM                   | NM           | NM       | NM                     | NM           | NM                | NM      | NM                  |
| MW-40D                 | 10/9/2018    |                            | <0.31                 | <0.49      | <0.33        | <0.98       | <0.67      | <0.32     | <0.51       | NM             | NM     | NM   | NM                   | NM           | NM       | NM                     | NM           | NM                | NM      | NM                  |
| MW-40D                 | 6/4/2019     |                            | <0.31                 | <0.49      | <0.33        | <0.98       | <0.67      | <0.32     | <0.51       | NM             | NM     | NM   | NM                   | NM           | NM       | NM                     | NM           | NM                | NM      | NM                  |
| MW-40D                 | 9/30/2019    |                            | <0.31                 | <0.16      | <0.33        | <0.47       | <0.67      | <0.32     | <0.51       | 0.65           | -121.5 | 7.6  | 1105                 | NM           | 7.67     | NM                     | NM           | NM                | NM      | NM                  |
| MW-40D                 | 5/27/2020    |                            | <0.31                 | <0.16      | <0.33        | <0.47       | <0.67      | <0.32     | <0.51       | NM             | NM     | NM   | NM                   | NM           | NM       | NM                     | NM           | NM                | NM      | NM                  |
| MW-40D                 | 10/5/2020    |                            | <0.31                 | <0.16      | <0.33        | <0.47       | <0.67      | <0.32     | <0.51       | NM             | NM     | NM   | NM                   | NM           | NM       | NM                     | NM           | NM                | NM      | NM                  |
| MW-40D                 | 5/25/2021    |                            | <0.14                 | <0.16      | <0.33        | <0.47       | <0.67      | <0.32     | <0.51       | NM             | NM     | NM   | NM                   | NM           | NM       | NM                     | NM           | NM                | NM      | NM                  |
| MW-40D                 | 10/4/2021    |                            | <0.14                 | <0.16      | <0.33        | <0.47       | <0.67      | <0.32     | <0.51       | NM             | NM     | NM   | NM                   | NM           | NM       | NM                     | NM           | NM                | NM      | NM                  |
|                        |              |                            |                       |            |              |             |            |           |             |                |        |      |                      |              |          |                        |              |                   |         |                     |
| MW-41S                 | 7/26/2011    |                            | <1.0                  | <1.0       | <1.0         | <3.0        | <1.0       | <1.0      | <4.0        | 0.95           | -32    | 10.2 | NM                   | 790          | 7.85     | NM                     | NM           | NM                | NM      | NM                  |
| MW-41S                 | 10/18/2011   |                            | <1.0                  | <1.0       | <1.0         | <3.1        | <1.0       | <1.0      | NA          | 2.01           | -224   | 7.78 | NM                   | 828          | 8.34     | NM                     | NM           | NM                | NM      | NM                  |
| MW-41S                 | 4/18/2012    |                            | 3.1                   | <1.0       | <1.0         | <3.0        | <1.0       | <1.0      | NA          | 0.8            | 84     | 7.1  | NM                   | 1111         | 7.76     | NM                     | NM           | NM                | NM      | NM                  |
| MW-41S                 | 5/7/2013     |                            | <1.0                  | <1.0       | <1.0         | <3.0        | <2.0       | <1.0      | <4.0        | 0.43           | 160    | 7.4  | NM                   | 993          | 7.29     | NM                     | NM           | NM                | NM      | NM                  |
| MW-41S                 | 5/20/2014    |                            | <1.0                  | <1.0       | <1.0         | <3.0        | <2.0       | <1.0      | <4.0        | NM             | NM     | NM   | NM                   | NM           | NM       | NM                     | NM           | NM                | NM      | NM                  |
| MW-41S                 | 5/4/2015     |                            | <0.40                 | <0.39      | <0.39        | <1.2        | <0.84      | <0.48     | <0.42       | NM             | NM     | NM   | NM                   | NM           | NM       | NM                     | NM           | NM                | NM      | NM                  |
| MW-41S                 | 5/24/2016    |                            | <0.40                 | <0.39      | <0.39        | <1.2        | <0.84      | <0.48     | <0.42       | NM             | NM     | NM   | NM                   | NM           | NM       | NM                     | NM           | NM                | NM      | NM                  |
| MW-41S                 | 10/3/2017    |                            | <0.40                 | <0.39      | <0.39        | <1.25       | <0.84      | <0.48     | <0.42       | NM             | NM     | NM   | NM                   | NM           | NM       | NM                     | NM           | NM                | NM      | NM                  |
| MW-41S                 | 10/9/2018    |                            | <0.31                 | <0.49      | <0.33        | <0.98       | <0.67      | <0.32     | <0.51       | NM             | NM     | NM   | NM                   | NM           | NM       | NM                     | NM           | NM                | NM      | NM                  |
| MW-41S                 | 10/1/2019    |                            | <0.31                 | <0.16      | <0.33        | <0.47       | <0.67      | <0.32     | <0.51       | 1.66           | -136.2 | 10.7 | 1008                 | NM           | 7.41     | NM                     | NM           | NM                | NM      | NM                  |
|                        |              |                            |                       |            |              |             |            |           |             |                |        |      |                      |              |          |                        |              |                   |         |                     |
| MW-41D                 | 7/26/2011    |                            | 4.1                   | <1.0       | <1.0         | <3.0        | <1.0       | <1.0      | <4.0        | 0.45           | -3     | 7.32 | NM                   | 822          | 7.98     | NM                     | NM           | NM                | NM      | NM                  |
| MW-41D                 | 10/18/2011   |                            | <b>7.9</b>            | <1.0       | <1.0         | <3.0        | <1.0       | <1.0      | NA          | 0.43           | -355   | 7.93 | NM                   | 938          | 8.25     | NM                     | NM           | NM                | NM      | NM                  |
| MW-41D                 | 4/18/2012    |                            | 2.5                   | <1.0       | <1.0         | <3.0        | <1.0       | <1.0      | NA          | 4.16           | 102.6  | 7.9  | NM                   | 1229         | 7.80     | NM                     | NM           | NM                | NM      | NM                  |
| MW-41D                 | 10/1/2012    |                            | 3.4                   | <1.0       | <1.0         | <3.0        | <1.0       | <1.0      | NA          | NM             | NM     | NM   | NM                   | NM           | NM       | NM                     | NM           | NM                | NM      | NM                  |
| MW-41D                 | 5/7/2013     |                            | 1.8                   | <1.0       | <1.0         | <3.0        | <2.0       | <1.0      | <4.0        | 1.22           | 171    | 8.6  | NM                   | 1088         | 7.49     | NM                     | NM           | NM                | NM      | NM                  |
| MW-41D                 | 10/2/2013    |                            | 2.8                   | <0.34      | <0.34        | <1.0        | <0.69      | <0.34     | NA          | NM             | NM     | NM   | NM                   | NM           | NM       | NM                     | NM           | NM                | NM      | NM                  |
| MW-41D                 | 5/21/2014    |                            | 1.6                   | <1.0       | <1.0         | <3.0        | <2.0       | <1.0      | <4.0        | NM             | NM     | NM   | NM                   | NM           | NM       | NM                     | NM           | NM                | NM      | NM                  |
| MW-41D                 | 10/29/2014   |                            | 1.7                   | <0.39      | <0.39        | <1.2        | <0.84      | <0.48     | <0.42       | NM             | NM     | NM   | NM                   | NM           | NM       | NM                     | NM           | NM                | NM      | NM                  |
| MW-41D                 | 5/4/2015     |                            | 3.3                   | <0.39      | <0.39        | <1.2        | <0.84      | <0.78     | <0.42       | NM             | NM     | NM   | NM                   | NM           | NM       | NM                     | NM           | NM                | NM      | NM                  |
| MW-41D                 | 10/6/2015    |                            | 1.0                   | <0.39      | <0.39        | <1.2        | <0.84      | <0.48     | <0.42       | NM             | NM     | NM   | NM                   | NM           | NM       | NM                     | NM           | NM                | NM      | NM                  |
| MW-41D                 | 5/24/2016    |                            | <b>12.4</b>           | <0.39      | <0.39        | <1.2        | <0.84      | <0.48     | <0.42       | NM             | NM     | NM   | NM                   | NM           | NM       | NM                     | NM           | NM                | NM      | NM                  |
| MW-41D                 | 10/4/2016    |                            | 3.0                   | <0.39      | <0.39        | <1.2        | <0.84      | <0.48     | <0.42       | NM             | NM     | NM   | NM                   | NM           | NM       | NM                     | NM           | NM                | NM      | NM                  |
| MW-41D                 | 10/4/2017    |                            | <b>18.2</b>           | <0.39      | <0.39        | <1.25       | <0.84      | <0.48     | <0.42       | NM             | NM     | NM   | NM                   | NM           | NM       | NM                     | NM           | NM                | NM      | NM                  |
| MW-41D                 | 6/20/2018    |                            | <b>12.9</b>           | <0.49      | <0.33        | <0.98       | <0.67      | <0.32     | <0.51       | NM             | NM     | NM   | NM                   | NM           | NM       | NM                     | NM           | NM                | NM      | NM                  |
| MW-41D                 | 10/11/2018   |                            | <b>28.4</b>           | <0.49      | <0.33        | <0.98       | <0.67      | <0.32     | <0.51       | NM             | NM     | NM   | NM                   | NM           | NM       | NM                     | NM           | NM                | NM      | NM                  |
| MW-41D                 | 6/5/2019     |                            | <b>34.6</b>           | <0.49      | <0.33        | <0.98       | <0.67      | <0.32     | <0.51       |                |        |      | NM                   |              |          |                        |              |                   |         |                     |
| MW-41D                 | 10/2/2019    |                            | <0.31                 | <0.16      | <0.33        | <0.47       | <0.67      | <0.32     | <0.51       | 0.67           | -49    | 7.2  | 1028                 | NM           | 7.64     | NM                     | NM           | NM                | NM      | NM                  |
| MW-41D                 | 5/28/2020    |                            | <b>8.3</b>            | <0.16      | <0.33        | <0.47       | <0.67      | <0.32     | <0.51       | NM             | NM     | NM   | NM                   | NM           | NM       | NM                     | NM           | NM                | NM      | NM                  |
| MW-41D                 | 10/5/2020    |                            | 0.64J                 | <0.16      | <0.33        | <0.47       | <0.67      | <0.32     | <0.51       | NM             | NM     | NM   | NM                   | NM           | NM       | NM                     | NM           | NM                | NM      | NM                  |
| MW-41D                 | 5/26/2021    |                            | <b>11.2</b>           | <0.16      | <0.33        | <0.47       | <0.67      | <0.32     | <0.51       | NM             | NM     | NM   | NM                   | NM           | NM       | NM                     | NM           | NM                | NM      | NM                  |
| MW-41D                 | 10/5/2021    |                            | 3.8                   | <0.16      | <0.33        | <0.47       | <0.67      | <0.32     | <0.51       | NM             | NM     | NM   | NM                   | NM           | NM       | NM                     | NM           | NM                | NM      | NM                  |
|                        |              |                            |                       |            |              |             |            |           |             |                |        |      |                      |              |          |                        |              |                   |         |                     |
| MW-41DD                | 6/27/2018    |                            | <0.31                 | <0.49      | <0.33        | <0.98       | <0.67      | <0.32     | <0.51       | NM             | NM     | NM   | NM                   | NM           | NM       | NM                     | NM           | NM                | NM      | NM                  |
| MW-41DD                | 10/10/2018   |                            | <0.31                 | <0.49      | <0.33        | <0.98       | <0.67      | <0.32     | <0.51       | NM             | NM     | NM   | NM                   | NM           | NM       | NM                     | NM           | NM                | NM      | NM                  |
| MW-41DD                | 6/4/2019     |                            | <0.31                 | <0.49      | <0.33        | <0.98       | <0.67      | <0.32     | <0.51       | NM             | NM     | NM   | NM                   | NM           | NM       | NM                     | NM           | NM                | NM      | NM                  |



**Table 6**  
**Groundwater Analytical Results - Barge Dock**  
Former Amoco Terminal  
Superior, Wisconsin

| Sample ID    | Date Sampled | Duplicate (D)<br>or Split (S) | Analytical Parameters |         |              |         |            |       |             | Bio-Parameters |       |      |                      |              |          |                        |              |                   |         |                     |       |
|--------------|--------------|-------------------------------|-----------------------|---------|--------------|---------|------------|-------|-------------|----------------|-------|------|----------------------|--------------|----------|------------------------|--------------|-------------------|---------|---------------------|-------|
|              |              |                               | Benzene               | Toluene | Ethylbenzene | Xylenes | Total TMBs | MTBE  | Naphthalene | DO             | REDOX | Temp | Specific Conductance | Conductivity | pH       | Alkalinity (ppm CaCO3) | Soluble Iron | Soluble Manganese | Sulfate | Nitrate and Nitrite |       |
| NR 140 ES--> |              |                               | ug/L                  | ug/L    | ug/L         | ug/L    | ug/L       | ug/L  | ug/L        | ug/L           | ppm   | mV   | °C                   | us/cm        | umhos/cm | pH units               |              | ppm               | ppm     | ppm                 | ppm   |
| MW-41DD      | 10/1/2019    |                               | <0.31                 | <0.16   | <0.33        | <0.47   | <0.67      | <0.32 | <0.51       | 1.68           | -157  | 7.4  | 888.00               | NM           |          | 7.87                   | NM           | NM                | NM      | NM                  | NM    |
| P-42D        | 9/14/2011    |                               | <1.0                  | <1.0    | <1.0         | <3.0    | <1.0       | <1.0  | <4.0        | NM             | NM    | NM   | NM                   | NM           | NM       | NM                     | NM           | NM                | NM      | NM                  | NM    |
| P-42DD       | 9/14/2011    |                               | <2.0                  | <2.0    | <2.0         | <6.0    | <2.0       | <2.0  | <8.0        | NM             | NM    | NM   | NM                   | NM           | NM       | NM                     | NM           | NM                | NM      | NM                  | NM    |
| P-43D        | 9/14/2011    |                               | 75.2                  | <1.0    | <1.0         | <3.0    | <1.0       | <1.0  | <4.0        | NM             | NM    | NM   | NM                   | NM           | NM       | NM                     | NM           | NM                | NM      | NM                  | NM    |
| P-43DD       | 9/14/2011    |                               | <1.0                  | <1.0    | <1.0         | <3.0    | <1.0       | <1.0  | <4.0        | NM             | NM    | NM   | NM                   | NM           | NM       | NM                     | NM           | NM                | NM      | NM                  | NM    |
| MW-45S       | 6/14/2012    |                               | <1.0                  | <1.0    | <1.0         | <3.0    | <1.0       | <1.0  | NA          | NM             | NM    | NM   | NM                   | NM           | NM       | NM                     | NM           | NM                | NM      | NM                  | NM    |
| MW-45S       | 10/2/2012    |                               | <1.0                  | <1.0    | <1.0         | <3.0    | <1.0       | <1.0  | NA          | NM             | NM    | NM   | NM                   | NM           | NM       | NM                     | NM           | NM                | NM      | NM                  | NM    |
| MW-45S       | 5/6/2013     |                               | <1.0                  | <1.0    | <1.0         | <3.0    | <2.0       | <1.0  | <4.0        | 0.44           | 45.2  | 8.1  | NM                   | 1065         |          | 6.81                   | NM           | NM                | NM      | NM                  | NM    |
| MW-45S       | 5/20/2014    |                               | <1.0                  | <1.0    | <1.0         | <3.0    | <2.0       | <1.0  | <4.0        | NM             | NM    | NM   | NM                   | NM           | NM       | NM                     | NM           | NM                | NM      | NM                  | NM    |
| MW-45S       | 5/4/2015     |                               | <0.40                 | <0.39   | <0.39        | <1.2    | <0.84      | <0.48 | <0.42       | NM             | NM    | NM   | NM                   | NM           | NM       | NM                     | NM           | NM                | NM      | NM                  | NM    |
| MW-45S       | 5/24/2016    |                               | <0.40                 | <0.39   | <0.39        | <1.2    | <0.84      | <0.48 | <0.42       | NM             | NM    | NM   | NM                   | NM           | NM       | NM                     | NM           | NM                | NM      | NM                  | NM    |
| MW-45S       | 10/3/2017    |                               | <0.40                 | <0.39   | <0.39        | <1.25   | <0.84      | <0.48 | <0.42       | NM             | NM    | NM   | NM                   | NM           | NM       | NM                     | NM           | NM                | NM      | NM                  | NM    |
| MW-45S       | 10/9/2018    |                               | <0.31                 | <0.49   | <0.33        | <0.98   | <0.67      | <0.32 | <0.51       | NM             | NM    | NM   | NM                   | NM           | NM       | NM                     | NM           | NM                | NM      | NM                  | NM    |
| MW-45D       | 6/14/2012    |                               | 2.1                   | <1.0    | <1.0         | <3.0    | <1.0       | <1.0  | NA          | NM             | NM    | NM   | NM                   | NM           | NM       | NM                     | NM           | NM                | NM      | NM                  | NM    |
| MW-45D       | 10/1/2012    |                               | 81.8                  | <1.0    | <1.0         | <3.0    | <1.0       | <1.0  | NA          | NM             | NM    | NM   | NM                   | NM           | NM       | NM                     | NM           | NM                | NM      | NM                  | NM    |
| MW-45D       | 5/6/2013     |                               | 37.7                  | <1.0    | <1.0         | <3.0    | <2.0       | <1.0  | <4.0        | 0.33           | 104.9 | 7.7  | NM                   | 1234         |          | 6.98                   | NM           | NM                | NM      | NM                  | NM    |
| MW-45D       | 10/2/2013    |                               | 101                   | <0.34   | <0.34        | <1.0    | <0.69      | <0.37 | NA          | NM             | NM    | NM   | NM                   | NM           | NM       | NM                     | NM           | NM                | NM      | NM                  | NM    |
| MW-45D       | 5/21/2014    |                               | 127                   | <1.0    | <1.0         | <3.0    | <2.0       | <1.0  | <4.0        | NM             | NM    | NM   | NM                   | NM           | NM       | NM                     | NM           | NM                | NM      | NM                  | NM    |
| MW-45D (Dup) | 5/21/2014    |                               | 109                   | <1.0    | 2.4          | <3.0    | <2.0       | <1.0  | 12.1        | NM             | NM    | NM   | NM                   | NM           | NM       | NM                     | NM           | NM                | NM      | NM                  | NM    |
| MW-45D       | 10/30/2014   |                               | 120                   | <0.39   | <0.39        | <1.2    | <0.84      | <0.48 | <0.42       | NM             | NM    | NM   | NM                   | NM           | NM       | NM                     | NM           | NM                | NM      | NM                  | NM    |
| MW-45D       | 5/5/2015     |                               | 105                   | <0.39   | <0.39        | <1.2    | <0.84      | <0.48 | <0.42       | NM             | NM    | NM   | NM                   | NM           | NM       | NM                     | NM           | NM                | NM      | NM                  | NM    |
| MW-45D       | 10/6/2015    |                               | 128                   | <0.39   | <0.39        | <1.2    | <0.84      | <0.48 | <0.42       | NM             | NM    | NM   | NM                   | NM           | NM       | NM                     | NM           | NM                | NM      | NM                  | NM    |
| MW-45D       | 5/25/2016    |                               | 136                   | <0.39   | <0.39        | <1.2    | <0.84      | <0.48 | <0.42       | NM             | NM    | NM   | NM                   | NM           | NM       | NM                     | NM           | NM                | NM      | NM                  | NM    |
| MW-45D       | 10/5/2016    |                               | 129                   | <0.39   | <0.39        | <1.2    | <0.84      | <0.48 | <0.42       | NM             | NM    | NM   | NM                   | NM           | NM       | NM                     | NM           | NM                | NM      | NM                  | NM    |
| MW-45D       | 10/4/2017    |                               | 144                   | <0.39   | <0.39        | <1.25   | <0.84      | <0.48 | <0.42       | NM             | NM    | NM   | NM                   | NM           | NM       | NM                     | NM           | NM                | NM      | NM                  | NM    |
| MW-45D       | 6/27/2018    |                               | 155                   | <0.49   | <0.33        | <0.98   | <0.67      | <0.32 | <0.51       | NM             | NM    | NM   | NM                   | NM           | NM       | NM                     | NM           | NM                | NM      | NM                  | NM    |
| MW-45D       | 10/11/2018   |                               | 121                   | <0.49   | <0.33        | <0.98   | <0.67      | <0.32 | <0.51       | NM             | NM    | NM   | NM                   | NM           | NM       | NM                     | NM           | NM                | NM      | NM                  | NM    |
| MW-45D       | 6/5/2019     |                               | 106                   | <0.49   | <0.33        | <0.98   | <0.67      | <0.32 | <0.51       | NM             | NM    | NM   | NM                   | NM           | NM       | NM                     | NM           | NM                | NM      | NM                  | NM    |
| MW-45D       | 10/2/2019    |                               | 117                   | <0.16   | <0.33        | <0.47   | <0.67      | <0.32 | <0.51       | 1.19           | -73.9 | 8.3  | 1296                 | NM           |          | 7.63                   | NM           | NM                | NM      | NM                  | NM    |
| MW-45D       | 5/27/2020    |                               | 77.3                  | <0.16   | <0.33        | <0.47   | <0.67      | <0.32 | <0.51       | NM             | NM    | NM   | NM                   | NM           | NM       | NM                     | NM           | NM                | NM      | NM                  | NM    |
| MW-45D       | 10/6/2020    |                               | 105                   | <0.16   | <0.33        | <0.47   | <0.67      | <0.32 | <0.51       | NM             | NM    | NM   | NM                   | NM           | NM       | NM                     | NM           | NM                | NM      | NM                  | NM    |
| MW-45D       | 5/26/2021    |                               | 94.3                  | <0.16   | <0.33        | <0.47   | <0.67      | <0.32 | <0.51       | NM             | NM    | NM   | NM                   | NM           | NM       | NM                     | NM           | NM                | NM      | NM                  | NM    |
| MW-45D       | 10/4/2021    |                               | 104                   | <0.16   | <0.33        | <0.47   | <0.67      | <0.32 | <0.51       | NM             | NM    | NM   | NM                   | NM           | NM       | NM                     | NM           | NM                | NM      | NM                  | NM    |
| MW-46S       | 6/14/2012    |                               | <1.0                  | <1.0    | <1.0         | <3.0    | <1.0       | <1.0  | NA          | NM             | NM    | NM   | NM                   | NM           | NM       | NM                     | NM           | NM                | NM      | NM                  | NM    |
| MW-46S       | 10/2/2012    |                               | <1.0                  | <1.0    | <1.0         | <3.0    | <1.0       | <1.0  | NA          | NM             | NM    | NM   | NM                   | NM           | NM       | NM                     | NM           | NM                | NM      | NM                  | NM    |
| MW-46S       | 5/6/2013     |                               | <1.0                  | <1.0    | <1.0         | <3.0    | <2.0       | <1.0  | <4.0        | 5.65           | 228.6 | 8.9  | NM                   | 6718         |          | 7.42                   | NM           | NM                | NM      | NM                  | NM    |
| MW-46S       | 5/20/2014    |                               | <1.0                  | <1.0    | <1.0         | <3.0    | <2.0       | <1.0  | <4.0        | NM             | NM    | NM   | NM                   | NM           | NM       | NM                     | NM           | NM                | NM      | NM                  | NM    |
| MW-46S       | 5/4/2015     |                               | <0.40                 | <0.39   | <0.39        | <1.2    | <0.84      | <0.48 | <0.42       | NM             | NM    | NM   | NM                   | NM           | NM       | NM                     | NM           | NM                | NM      | NM                  | NM    |
| MW-46S       | 5/24/2016    |                               | <0.40                 | <0.39   | <0.39        | <1.2    | <0.84      | <0.48 | <0.42       | NM             | NM    | NM   | NM                   | NM           | NM       | NM                     | NM           | NM                | NM      | NM                  | NM    |
| MW-46S       | 10/9/2018    |                               | <0.31                 | <0.49   | <0.33        | <0.98   | <0.67      | <0.32 | <0.51       | NM             | NM    | NM   | NM                   | NM           | NM       | NM                     | NM           | NM                | NM      | NM                  | NM    |
| MW-46S       | 6/4/2019     |                               | NM                    | NM      | NM           | NM      | NM         | NM    | NM          | 0.97           | 48.6  | 6.4  | NM                   | 691.9        |          | 7.84                   | 250          | <0.0354           | .002J   | 44.10               | 0.12J |
| MW-46S       | 10/1/2019    |                               | <0.31                 | <0.16   | <0.33        | <0.47   | <0.67      | <0.32 | <0.51       | 8.15           | -28.4 | 7.2  | 1188.0               | NM           |          | 7.35                   | NM           | NM                | NM      | NM                  | NM    |
| MW-46D       | 6/14/2012    |                               | <1.0                  | <1.0    | <1.0         | <3.0    | <1.0       | <1.0  | NA          | NM             | NM    | NM   | NM                   | NM           | NM       | NM                     | NM           | NM                | NM      | NM                  | NM    |

**Table 6**  
**Groundwater Analytical Results - Barge Dock**  
 Former Amoco Terminal  
 Superior, Wisconsin

| Sample ID              | Date Sampled | Duplicate (D) or Split (S) | Analytical Parameters |            |              |             |            |           |             | Bio-Parameters |        |      |                      |              |          |                        |              |                   |         |                     |
|------------------------|--------------|----------------------------|-----------------------|------------|--------------|-------------|------------|-----------|-------------|----------------|--------|------|----------------------|--------------|----------|------------------------|--------------|-------------------|---------|---------------------|
|                        |              |                            | Benzene               | Toluene    | Ethylbenzene | Xylenes     | Total TMBs | MTBE      | Naphthalene | DO             | REDOX  | Temp | Specific Conductance | Conductivity | pH       | Alkalinity (ppm CaCO3) | Soluble Iron | Soluble Manganese | Sulfate | Nitrate and Nitrite |
|                        |              |                            | µg/L                  | µg/L       | µg/L         | µg/L        | µg/L       | µg/L      | µg/L        | ppm            | mV     | °C   | µs/cm                | µmhos/cm     | pH units |                        | ppm          | ppm               | ppm     | ppm                 |
| <b>NR 140 ES--&gt;</b> |              |                            | <b>5</b>              | <b>800</b> | <b>700</b>   | <b>2000</b> | <b>480</b> | <b>60</b> | <b>100</b>  | --             | --     | --   | --                   | --           | --       | --                     | --           | --                | --      |                     |
| MW-46D                 | 10/2/2012    |                            | <1.0                  | <1.0       | <1.0         | 5.3         | <1.0       | <1.0      | NA          | NM             | NM     | NM   | NM                   | NM           | NM       | NM                     | NM           | NM                | NM      |                     |
| MW-46D                 | 5/6/2013     |                            | <1.0                  | <1.0       | <1.0         | <3.0        | <2.0       | <1.0      | <4.0        | 0.30           | 174.2  | 7.9  | NM                   | 1122         | 7.1      | NM                     | NM           | NM                | NM      |                     |
| MW-46D                 | 10/1/2013    |                            | <0.34                 | <0.34      | 0.70J        | 3.5         | NA         | <0.37     | NA          | NM             | NM     | NM   | NM                   | NM           | NM       | NM                     | NM           | NM                | NM      |                     |
| MW-46D                 | 5/20/2014    |                            | <1.0                  | <1.0       | <1.0         | 4.3         | <2.0       | <1.0      | <4.0        | NM             | NM     | NM   | NM                   | NM           | NM       | NM                     | NM           | NM                | NM      |                     |
| MW-46D                 | 10/29/2014   |                            | <0.40                 | <0.39      | 0.47J        | 2.4J        | <0.84      | <0.48     | <0.42       | NM             | NM     | NM   | NM                   | NM           | NM       | NM                     | NM           | NM                | NM      |                     |
| MW-46D                 | 5/4/2015     |                            | <0.40                 | <0.39      | 0.47J        | 2.7J        | <0.84      | <0.48     | <0.42       | NM             | NM     | NM   | NM                   | NM           | NM       | NM                     | NM           | NM                | NM      |                     |
| MW-46D                 | 10/5/2015    |                            | <0.40                 | <0.39      | 0.39J        | 2.3J        | <0.84      | <0.48     | <0.42       | NM             | NM     | NM   | NM                   | NM           | NM       | NM                     | NM           | NM                | NM      |                     |
| MW-46D                 | 5/24/2016    |                            | <0.40                 | <0.39      | <0.39        | <1.2        | <.84       | <0.48     | <0.42       | NM             | NM     | NM   | NM                   | NM           | NM       | NM                     | NM           | NM                | NM      |                     |
| MW-46D                 | 10/4/2016    |                            | <0.40                 | <0.39      | <0.39        | 1.9J        | <.84       | <0.48     | <0.42       | NM             | NM     | NM   | NM                   | NM           | NM       | NM                     | NM           | NM                | NM      |                     |
| MW-46D                 | 10/3/2017    |                            | <0.40                 | <0.39      | 0.41         | 2.0         | <0.84      | <0.48     | <0.42       | NM             | NM     | NM   | NM                   | NM           | NM       | NM                     | NM           | NM                | NM      |                     |
| MW-46D                 | 6/19/2018    |                            | <0.31                 | <0.49      | <0.33        | 1.5J        | <0.67      | <0.32     | <0.51       | NM             | NM     | NM   | NM                   | NM           | NM       | NM                     | NM           | NM                | NM      |                     |
| MW-46D                 | 10/9/2018    |                            | <0.31                 | <0.49      | 0.35J        | 1.6J        | <0.67      | <0.32     | <0.51       | NM             | NM     | NM   | NM                   | NM           | NM       | NM                     | NM           | NM                | NM      |                     |
| MW-46D                 | 6/4/2019     |                            | <0.31                 | <0.49      | <0.33        | <0.98       | <0.67      | <0.32     | <0.51       | 0.44           | 268.9  | 7.0  | NM                   | 1209         | 7.6      | 425                    | <0.0354      | 0.649             | 51.1    | <0.095              |
| MW-46D                 | 10/1/2019    |                            | <0.31                 | <0.16      | <0.33        | <1.45       | <0.67      | <0.32     | <0.51       | 0.64           | -196   | 6.9  | 764.0                | NM           | 7.25     | NM                     | NM           | NM                | NM      | NM                  |
| MW-46D                 | 5/27/2020    |                            | <0.31                 | <0.16      | <0.33        | <1.25J      | <0.67      | <0.32     | <0.51       | NM             | NM     | NM   | NM                   | NM           | NM       | NM                     | NM           | NM                | NM      | NM                  |
| MW-46D                 | 10/5/2020    |                            | <0.31                 | <0.16      | <0.33        | <1.35J      | <0.67      | <0.32     | <0.51       | NM             | NM     | NM   | NM                   | NM           | NM       | NM                     | NM           | NM                | NM      | NM                  |
| MW-46D                 | 5/25/2021    |                            | <0.14                 | <0.16      | <0.33        | <1.45J      | <0.67      | <0.32     | <0.51       | NM             | NM     | NM   | NM                   | NM           | NM       | NM                     | NM           | NM                | NM      | NM                  |
| MW-46D                 | 10/4/2021    |                            | <0.14                 | <0.16      | <0.33        | 1.3J        | <0.67      | <0.32     | <0.51       | NM             | NM     | NM   | NM                   | NM           | NM       | NM                     | NM           | NM                | NM      | NM                  |
| MW-48S                 | 10/4/2016    |                            | <0.4                  | <0.39      | <0.39        | <1.2        | <0.84      | <0.48     | <0.42       | NM             | NM     | NM   | NM                   | NM           | NM       | NM                     | NM           | NM                | NM      | NM                  |
| MW-48S                 | 6/13/2017    |                            | <0.4                  | <0.39      | <0.39        | <1.25       | <0.84      | <0.48     | <0.42       | NM             | NM     | NM   | NM                   | NM           | NM       | NM                     | NM           | NM                | NM      | NM                  |
| MW-48S                 | 10/3/2017    |                            | <0.40                 | <0.39      | <0.39        | <1.25       | <0.84      | <0.48     | <0.42       | NM             | NM     | NM   | NM                   | NM           | NM       | NM                     | NM           | NM                | NM      | NM                  |
| MW-48S                 | 6/19/2018    |                            | <0.31                 | <0.49      | <0.33        | <0.98       | <0.67      | <0.32     | <0.51       | NM             | NM     | NM   | NM                   | NM           | NM       | NM                     | NM           | NM                | NM      | NM                  |
| MW-48S                 | 10/10/2018   |                            | <0.31                 | <0.49      | <0.33        | <0.98       | <0.67      | <0.32     | <0.51       | NM             | NM     | NM   | NM                   | NM           | NM       | NM                     | NM           | NM                | NM      | NM                  |
| MW-48S                 | 6/4/2019     |                            | <0.31                 | <0.49      | <0.33        | <0.98       | <0.67      | <0.32     | <0.51       | 0.76           | 138.3  | 7.9  | NM                   | 1047         | 8.08     | 350                    | <0.0354      | 0.0055            | 88.9    | <0.095              |
| MW-48S                 | 10/1/2019    |                            | <0.31                 | <0.16      | <0.33        | <0.47       | <0.67      | <0.32     | <0.51       | 2.12           | -132.4 | 7.4  | 1022                 | NM           | 7.23     | NM                     | NM           | NM                | NM      | NM                  |
| MW-48D                 | 10/4/2016    |                            | <b>125</b>            | <0.39      | <0.39        | <1.2        | <0.84      | <0.48     | <0.42       | NM             | NM     | NM   | NM                   | NM           | NM       | NM                     | NM           | NM                | NM      | NM                  |
| MW-48D                 | 6/14/2017    |                            | <b>12</b>             | <0.39      | <0.39        | <1.25       | <0.84      | <0.48     | <0.42       | NM             | NM     | NM   | NM                   | NM           | NM       | NM                     | NM           | NM                | NM      | NM                  |
| MW-48D                 | 10/3/2017    |                            | <0.40                 | <0.39      | <0.39        | <1.25       | <0.84      | <0.48     | <0.42       | NM             | NM     | NM   | NM                   | NM           | NM       | NM                     | NM           | NM                | NM      | NM                  |
| MW-48D                 | 6/19/2018    |                            | <0.31                 | <0.49      | <0.33        | <0.98       | <0.67      | <0.32     | <0.51       | NM             | NM     | NM   | NM                   | NM           | NM       | NM                     | NM           | NM                | NM      | NM                  |
| MW-48D                 | 10/10/2018   |                            | <0.31                 | <0.49      | <0.33        | <0.98       | 0.35J      | <0.32     | <0.51       | NM             | NM     | NM   | NM                   | NM           | NM       | NM                     | NM           | NM                | NM      | NM                  |
| MW-48D                 | 6/4/2019     |                            | <0.31                 | <0.49      | <0.33        | <0.98       | <0.67      | <0.32     | <0.51       | 1.16           | 268.9  | 7.4  | NM                   | 1047         | 8.07     | 400                    | <0.0354      | 0.397             | 65.30   | <0.095              |
| MW-48D                 | 10/1/2019    |                            | <0.31                 | <0.16      | <0.33        | <0.47       | <0.67      | <0.32     | <0.51       | 0.65           | -234.9 | 7.1  | 995                  | NM           | 7.53     | NM                     | NM           | NM                | NM      | NM                  |
| MW-49S                 | 10/4/2016    |                            | <b>21</b>             | <0.39      | <0.39        | <1.2        | <0.84      | <0.48     | <0.42       | NM             | NM     | NM   | NM                   | NM           | NM       | NM                     | NM           | NM                | NM      | NM                  |
| MW-49S                 | 6/13/2017    |                            | <0.40                 | <0.39      | <0.39        | <1.25       | <0.84      | <0.48     | <0.42       | NM             | NM     | NM   | NM                   | NM           | NM       | NM                     | NM           | NM                | NM      | NM                  |
| MW-49S                 | 10/3/2017    |                            | <0.40                 | <0.39      | <0.39        | <1.25       | <0.84      | <0.48     | <0.42       | NM             | NM     | NM   | NM                   | NM           | NM       | NM                     | NM           | NM                | NM      | NM                  |
| MW-49S                 | 6/19/2018    |                            | <b>1660</b>           | 33.4       | <6.6         | <19.4       | <13.2      | <6.4      | <10.1       | NM             | NM     | NM   | NM                   | NM           | NM       | NM                     | NM           | NM                | NM      | NM                  |
| MW-49S                 | 10/10/2018   |                            | <b>1970</b>           | 37.2       | 1.7J         | 4.0J        | <3.3       | <1.6      | <2.5        | NM             | NM     | NM   | NM                   | NM           | NM       | NM                     | NM           | NM                | NM      | NM                  |
| MW-49S                 | 6/6/2019     |                            | <0.31                 | <0.49      | <0.33        | <0.98       | <0.67      | <0.32     | <0.51       | NM             | NM     | NM   | NM                   | NM           | NM       | NM                     | NM           | NM                | NM      | NM                  |
| MW-49S                 | 10/1/2019    |                            | <b>15.5</b>           | <0.16      | <0.33        | <0.47       | <0.67      | <0.32     | <0.51       | 4.49           | 171.8  | 8.8  | 792                  | NM           | 7.08     | NM                     | NM           | NM                | NM      | NM                  |
| MW-49S                 | 5/27/2020    |                            | <0.31                 | <0.16      | <0.33        | <0.47       | <0.67      | <0.32     | <0.51       | NM             | NM     | NM   | NM                   | NM           | NM       | NM                     | NM           | NM                | NM      | NM                  |
| MW-49S                 | 10/5/2020    |                            | <b>6.4</b>            | <0.16      | <0.33        | <0.47       | <0.67      | <0.32     | <0.51       | NM             | NM     | NM   | NM                   | NM           | NM       | NM                     | NM           | NM                | NM      | NM                  |
| MW-49S                 | 5/25/2021    |                            | 2.8                   | <0.16      | <0.33        | <0.47       | <0.67      | <0.32     | <0.51       | NM             | NM     | NM   | NM                   | NM           | NM       | NM                     | NM           | NM                | NM      | NM                  |
| MW-49S                 | 10/4/2021    |                            | 0.32J                 | <0.16      | <0.33        | <0.47       | <0.67      | <0.32     | <0.51       | NM             | NM     | NM   | NM                   | NM           | NM       | NM                     | NM           | NM                | NM      | NM                  |
| MW-49D                 | 10/4/2016    |                            | <b>14.8</b>           | <0.39      | <0.39        | <1.2        | <0.84      | <0.48     | <0.42       | NM             | NM     | NM   | NM                   | NM           | NM       | NM                     | NM           | NM                | NM      | NM                  |
| MW-49D                 | 6/13/2017    |                            | 1.0                   | <0.39      | <0.39        | <1.25       | <0.84      | <0.48     | <0.42       | NM             | NM     | NM   | NM                   | NM           | NM       | NM                     | NM           | NM                | NM      | NM                  |
| MW-49D                 | 10/4/2017    |                            | <0.40                 | <0.39      | <0.39        | <1.25       | <0.84      | <0.48     | <0.42       | NM             | NM     | NM   | NM                   | NM           | NM       | NM                     | NM           | NM                | NM      | NM                  |
| MW-49D                 | 6/19/2018    |                            | <0.31                 | <0.49      | <0.33        | <0.98       | <0.67      | <0.32     | <0.51       | NM             | NM     | NM   | NM                   | NM           | NM       | NM                     | NM           | NM                | NM      | NM                  |

**Table 6**  
**Groundwater Analytical Results - Barge Dock**  
 Former Amoco Terminal  
 Superior, Wisconsin

| Sample ID              | Date Sampled | Duplicate (D)<br>or Split (S) | Analytical Parameters |            |              |             |            |           |             | Bio-Parameters |        |      |                      |              |          |                        |              |                   |         |                     |
|------------------------|--------------|-------------------------------|-----------------------|------------|--------------|-------------|------------|-----------|-------------|----------------|--------|------|----------------------|--------------|----------|------------------------|--------------|-------------------|---------|---------------------|
|                        |              |                               | Benzene               | Toluene    | Ethylbenzene | Xylenes     | Total TMBs | MTBE      | Naphthalene | DO             | REDOX  | Temp | Specific Conductance | Conductivity | pH       | Alkalinity (ppm CaCO3) | Soluble Iron | Soluble Manganese | Sulfate | Nitrate and Nitrite |
|                        |              |                               | µg/L                  | µg/L       | µg/L         | µg/L        | µg/L       | µg/L      | µg/L        | ppm            | mV     | °C   | µs/cm                | µmhos/cm     | pH units |                        | ppm          | ppm               | ppm     | ppm                 |
| <b>NR 140 ES--&gt;</b> |              |                               | <b>5</b>              | <b>800</b> | <b>700</b>   | <b>2000</b> | <b>480</b> | <b>60</b> | <b>100</b>  | --             | --     | --   | --                   | --           | --       | --                     | --           | --                | --      | --                  |
| MW-49D                 | 10/10/2018   |                               | <0.31                 | <0.49      | <0.33        | <0.98       | <0.67      | <0.32     | <0.51       | NM             | NM     | NM   | NM                   | NM           | NM       | NM                     | NM           | NM                | NM      | NM                  |
| MW-49D                 | 6/4/2019     |                               | <0.31                 | <0.49      | <0.33        | <0.98       | <0.67      | <0.32     | <0.51       | NM             | NM     | NM   | NM                   | NM           | NM       | NM                     | NM           | NM                | NM      | NM                  |
| MW-49D                 | 10/11/2019   |                               | <0.31                 | <0.16      | <0.33        | <0.47       | <0.67      | <0.32     | <0.51       | 0.75           | -30.5  | 7.6  | 1068                 | NM           | 7.53     | NM                     | NM           | NM                | NM      | NM                  |
| MW-50D                 | 6/20/2018    |                               | <0.31                 | <0.49      | <0.33        | <0.98       | <0.67      | <0.32     | <0.51       | NM             | NM     | NM   | NM                   | NM           | NM       | NM                     | NM           | NM                | NM      | NM                  |
| MW-50D                 | 10/9/2018    |                               | <0.31                 | <0.49      | <0.33        | <0.98       | <0.67      | <0.32     | <0.51       | NM             | NM     | NM   | NM                   | NM           | NM       | NM                     | NM           | NM                | NM      | NM                  |
| MW-50D                 | 6/3/2019     |                               | <0.31                 | <0.49      | <0.33        | <0.98       | <0.67      | <0.32     | <0.51       | NM             | NM     | NM   | NM                   | NM           | NM       | NM                     | NM           | NM                | NM      | NM                  |
| MW-50D                 | 9/30/2019    |                               | <0.31                 | <0.16      | <0.33        | <0.47       | <0.67      | <0.32     | <0.51       | 1.33           | -75.10 | 6.90 | 1174.00              | NM           | 7.55     | NM                     | NM           | NM                | NM      | NM                  |
| MW-51D                 | 6/20/2018    |                               | <0.31                 | <0.49      | <0.33        | <0.98       | <0.67      | <0.32     | <0.51       | NM             | NM     | NM   | NM                   | NM           | NM       | NM                     | NM           | NM                | NM      | NM                  |
| MW-51D                 | 10/9/2018    |                               | <0.31                 | <0.49      | <0.33        | <0.98       | <0.67      | <0.32     | <0.51       | NM             | NM     | NM   | NM                   | NM           | NM       | NM                     | NM           | NM                | NM      | NM                  |
| MW-51D                 | 6/3/2019     |                               | <0.31                 | <0.49      | <0.33        | <0.98       | <0.67      | <0.32     | <0.51       | NM             | NM     | NM   | NM                   | NM           | NM       | NM                     | NM           | NM                | NM      | NM                  |
| MW-51D                 | 9/30/2019    |                               | <0.31                 | <0.16      | <0.33        | <0.47       | <0.67      | <0.32     | <0.51       | 1.84           | -89.1  | 7.4  | 1165                 | NM           | 7.7      | NM                     | NM           | NM                | NM      | NM                  |
| MW-52D                 | 6/19/2018    |                               | <0.31                 | <0.49      | <0.33        | <0.98       | <0.67      | <0.32     | <0.51       | NM             | NM     | NM   | NM                   | NM           | NM       | NM                     | NM           | NM                | NM      | NM                  |
| MW-52D                 | 10/9/2018    |                               | <0.31                 | <0.49      | <0.33        | <0.98       | <0.67      | <0.32     | <0.51       | NM             | NM     | NM   | NM                   | NM           | NM       | NM                     | NM           | NM                | NM      | NM                  |
| MW-52D                 | 6/3/2019     |                               | <0.31                 | <0.49      | <0.33        | <0.98       | <0.67      | <0.32     | <0.51       | 0.46           | 197.4  | 7.79 | NM                   | 1038         | 7.79     | 360                    | <0.0354      | 0.81              | 35.80   | <0.095              |
| MW-52D                 | 9/30/2019    |                               | <0.31                 | <0.16      | <0.33        | <0.47       | <0.67      | <0.32     | <0.51       | 1.50           | -70.1  | 8.1  | 1028                 | NM           | 7.4      | NM                     | NM           | NM                | NM      | NM                  |
| MW-52DD                | 6/19/2018    |                               | <0.31                 | <0.49      | <0.33        | <0.98       | <0.67      | <0.32     | <0.51       | NM             | NM     | NM   | NM                   | NM           | NM       | NM                     | NM           | NM                | NM      | NM                  |
| MW-52DD                | 10/9/2018    |                               | <0.31                 | <0.49      | <0.33        | <0.98       | <0.67      | <0.32     | <0.51       | NM             | NM     | NM   | NM                   | NM           | NM       | NM                     | NM           | NM                | NM      | NM                  |
| MW-52DD                | 6/3/2019     |                               | <0.31                 | <0.49      | <0.33        | <0.98       | <0.67      | <0.32     | <0.51       | 0.34           | 237.9  | 7.6  | NM                   | 904          | 8.2      | 500                    | <0.03540     | 0.13              | <5.0    | <0.095              |
| MW-52DD                | 9/30/2019    |                               | <0.31                 | <0.16      | <0.33        | <0.47       | <0.67      | <0.32     | <0.51       | 0.52           | 49.3   | 7.7  | 904                  | NM           | 7.86     | NM                     | NM           | NM                | NM      | NM                  |
| MWAST-3                | 10/22/2003   |                               | 1100                  | 420        | 140          | 460         | 172        | <4.0      | NA          | 1.1            | 207    | NM   | NM                   | NM           | NM       | NM                     | NM           | NM                | NM      | NM                  |
| MWAST-3                | 4/21/2004    |                               | 790                   | 240        | 98           | 280         | 111        | 72        | NA          | 4.4            | 165    | NM   | NM                   | NM           | NM       | NM                     | NM           | NM                | NM      | NM                  |
| MWAST-3                | 11/18/2004   |                               | 85.1                  | 23         | 6.1          | 28.9        | 12.6       | <4.0      | NA          | 4.2            | 19     | NM   | NM                   | NM           | NM       | NM                     | 0.0          | NM                | NM      | NM                  |
| MWAST-3                | 4/20/2005    |                               | 374                   | 22.1       | 6.7          | 32.3        | 17.4       | <1.0      | NA          | 1.4            | 212    | NM   | NM                   | NM           | NM       | NM                     | NM           | NM                | NM      | NM                  |
| MWAST-3                | 10/11/2005   |                               | 180                   | 30         | 21           | 47.1        | 22.9       | 3.5       | NA          | NM             | NM     | NM   | NM                   | NM           | NM       | NM                     | NM           | NM                | NM      | NM                  |
| MWAST-3                | 10/26/2006   |                               | 650                   | 121        | <10.0        | 103         | 71.1       | <10.0     | NA          | NM             | NM     | NM   | NM                   | NM           | NM       | NM                     | NM           | NM                | NM      | NM                  |
| MWAST-3                | 5/1/2007     |                               | 657                   | 118        | 59.0         | 108         | 47.0       | <20.0     | NA          | NM             | NM     | NM   | NM                   | NM           | NM       | NM                     | NM           | NM                | NM      | NM                  |
| MWAST-3                | 10/2/2007    |                               | 578                   | 86         | 39.0         | 63.6        | 31.3       | <5.0      | NA          | NM             | NM     | NM   | NM                   | NM           | NM       | NM                     | NM           | NM                | NM      | NM                  |
| MWAST-3                | 5/9/2008     |                               | 528                   | 155        | 8.7          | 72.4        | 20.8       | <5.0      | NA          | NM             | NM     | NM   | NM                   | NM           | NM       | NM                     | NM           | NM                | NM      | NM                  |
| MWAST-3                | 10/30/2008   |                               | 223                   | 12.8       | 1.6          | 7.7         | 2.5        | <1.0      | NA          | NM             | NM     | NM   | NM                   | NM           | NM       | NM                     | NM           | NM                | NM      | NM                  |
| MWAST-3                | 10/12/2011   |                               | 521                   | 181        | 47.0         | 88.2        | 28.1       | <1.0      | 13          | 1.2            | -103   | 7.6  | NM                   | 647          | 8.07     | NM                     | NM           | NM                | NM      | NM                  |
| MWAST-3                | 10/2/2012    |                               | 207                   | 49.9       | 17.8         | 37.9        | 16.7       | <1.0      | NA          | NM             | NM     | NM   | NM                   | NM           | NM       | NM                     | NM           | NM                | NM      | NM                  |
| MWAST-3                | 6/20/2018    |                               | <0.31                 | <0.49      | <0.33        | <0.98       | <0.67      | <0.32     | <0.51       | NM             | NM     | NM   | NM                   | NM           | NM       | NM                     | NM           | NM                | NM      | NM                  |
| MWAST-3                | 6/3/2019     |                               | NM                    | NM         | NM           | NM          | NM         | NM        | NM          | 0.33           | 273.6  | 6.3  | NM                   | 631.2        | 7.57     | 330                    | <0.0354      | 0.0077            | 27.4    | 0.24J               |
| MWAST-8                | 10/22/2003   |                               | 12000                 | 1100       | 890          | 1100        | 430        | <4.0      | NA          | 1.9            | 211    | NM   | NM                   | NM           | NM       | NM                     | NM           | NM                | NM      | NM                  |
| MWAST-8                | 4/21/2004    |                               | FP                    | FP         | FP           | FP          | FP         | FP        | FP          | NM             | NM     | NM   | NM                   | NM           | NM       | NM                     | NM           | NM                | NM      | NM                  |
| MWAST-8                | 11/18/2004   |                               | FP                    | FP         | FP           | FP          | FP         | FP        | FP          | NM             | NM     | NM   | NM                   | NM           | NM       | NM                     | NM           | NM                | NM      | NM                  |
| MWAST-8                | 4/20/2005    |                               | FP                    | FP         | FP           | FP          | FP         | FP        | FP          | NM             | NM     | NM   | NM                   | NM           | NM       | NM                     | NM           | NM                | NM      | NM                  |
| MWAST-8                | 10/11/2005   |                               | FP                    | FP         | FP           | FP          | FP         | FP        | FP          | NM             | NM     | NM   | NM                   | NM           | NM       | NM                     | NM           | NM                | NM      | NM                  |
| MWAST-8                | 10/26/2006   |                               | FP                    | FP         | FP           | FP          | FP         | FP        | FP          | NM             | NM     | NM   | NM                   | NM           | NM       | NM                     | NM           | NM                | NM      | NM                  |
| MWAST-8                | 5/1/2007     |                               | FP                    | FP         | FP           | FP          | FP         | FP        | FP          | NM             | NM     | NM   | NM                   | NM           | NM       | NM                     | NM           | NM                | NM      | NM                  |
| MWAST-8                | 6/27/2018    |                               | 2840                  | 514        | 596          | 1633        | 798        | <12.8     | 260         | NM             | NM     | NM   | NM                   | NM           | NM       | NM                     | NM           | NM                | NM      | NM                  |
| MWAST-8                | 6/27/2018    | D                             | 2210                  | 356        | 453          | 1246        | 660        | <12.8     | 198         | NM             | NM     | NM   | NM                   | NM           | NM       | NM                     | NM           | NM                | NM      | NM                  |
| MWAST-8                | 6/6/2019     |                               | NM                    | NM         | NM           | NM          | NM         | NM        | NM          | 0.95           | 164.7  | 7.2  | NM                   | 614          | 7.2      | 360                    | <0.0354      | 0.362             | <5.0    | 0.10J               |
| MWAST-9                | 10/22/2003   |                               | 1400                  | 1300       | 170          | 550         | 141        | <4.0      | NA          | 1.5            | 212    | NM   | NM                   | NM           | NM       | NM                     | NM           | NM                | NM      | NM                  |

**Table 6**  
**Groundwater Analytical Results - Barge Dock**  
Former Amoco Terminal  
Superior, Wisconsin

| Sample ID    | Date Sampled | Duplicate (D) or Split (S) | Analytical Parameters |         |              |         |            |       |             | Bio-Parameters                          |       |      |                      |              |          |                        |              |                   |         |                     |        |    |
|--------------|--------------|----------------------------|-----------------------|---------|--------------|---------|------------|-------|-------------|---|-------|------|----------------------|--------------|----------|------------------------|--------------|-------------------|---------|---------------------|--------|----|
|              |              |                            | Benzene               | Toluene | Ethylbenzene | Xylenes | Total TMBs | MTBE  | Naphthalene | DO                                      | REDOX | Temp | Specific Conductance | Conductivity | pH       | Alkalinity (ppm CaCO3) | Soluble Iron | Soluble Manganese | Sulfate | Nitrate and Nitrite |        |    |
|              |              |                            | µg/L                  | µg/L    | µg/L         | µg/L    | µg/L       | µg/L  | µg/L        | ppm                                     | mV    | °C   | µs/cm                | µmhos/cm     | pH units |                        | ppm          | ppm               | ppm     | ppm                 |        |    |
| NR 140 ES--> |              |                            | 5                     | 800     | 700          | 2000    | 480        | 60    | 100         | --                                      | --    | --   | --                   | --           | --       | --                     | --           | --                | --      | --                  | --     |    |
| MWAST-9      | 4/21/2004    |                            | 160                   | 110     | 13           | 33      | 8.3        | 7.7   | NA          | 6.52                                    | 169   | NM   | NM                   | NM           | NM       | NM                     | NM           | NM                | NM      | NM                  | NM     |    |
| MWAST-9      | 11/18/2004   |                            | <1.0                  | <1.0    | <1.0         | <3.0    | <1.0       | <4.0  | NA          | 3.90                                    | -018  | NM   | NM                   | NM           | NM       | NM                     | NM           | 0.0               | NM      | NM                  | NM     |    |
| MWAST-9      | 4/20/2005    |                            | <1.0                  | <1.0    | <1.0         | <3.0    | <1.0       | <1.0  | NA          | 5.0                                     | 216   | NM   | NM                   | NM           | NM       | NM                     | NM           | NM                | NM      | NM                  | NM     |    |
| MWAST-9      | 10/11/2005   |                            | <1.0                  | <1.0    | <1.0         | <3.0    | <1.0       | <1.0  | NA          | 4.65                                    | -023  | NM   | NM                   | NM           | 569      | 7.78                   | NM           | 1.0               | NM      | NM                  | NM     |    |
| MWAST-9      | 10/26/2006   |                            | 80.0                  | 71.3    | 6.8          | 39.3    | 11.9       | <1.0  | NA          | 64.80                                   | 141   | NM   | NM                   | NM           | NM       | NM                     | NM           | 0.0               | NM      | NM                  | NM     |    |
| MWAST-9      | 5/1/2007     |                            | 11.5                  | 9.0     | <1.0         | <3.0    | <1.0       | <4.0  | NA          | 7.62                                    | 9.8   | NM   | NM                   | NM           | NM       | 7.12                   | NM           | 1.0               | NM      | NM                  | NM     |    |
| MWAST-9      | 10/2/2007    |                            | 53.4                  | 32.9    | 3.1          | 13.9    | 4.6        | <1.0  | NA          | 2.70                                    | 29.3  | NM   | NM                   | NM           | NM       | 7.30                   | NM           | NM                | NM      | NM                  | NM     |    |
| MWAST-9      | 5/9/2008     |                            | <1.0                  | <1.0    | <1.0         | <3.0    | <1.0       | <1.0  | NA          | 2.73                                    | 224.4 | NM   | NM                   | NM           | NM       | 6.52                   | NM           | 1.0               | NM      | NM                  | NM     |    |
| MWAST-9      | 10/30/2008   |                            | <1.0                  | <1.0    | <1.0         | <3.0    | <1.0       | <1.0  | NA          | 3.08                                    | 54.3  | NM   | NM                   | NM           | NM       | 7.13                   | NM           | 0.0               | NM      | NM                  | NM     |    |
| MWAST-9      | 10/12/2011   |                            | 20.4                  | 3.2     | <1.0         | <3.0    | 4.5        | <1.0  | <4.0        | 0.11                                    | -1    | 7.8  | NM                   | NM           | 508      | 8.26                   | NM           | NM                | NM      | NM                  | NM     |    |
| MWAST-9      | 10/2/2012    |                            | 93.2                  | 98.7    | 7.0          | 49.9    | 11.5       | <1.0  | NA          | NM                                      | NM    | NM   | NM                   | NM           | NM       | NM                     | NM           | NM                | NM      | NM                  | NM     |    |
| MWM-2        | 10/22/2003   |                            | 720                   | 18      | 25           | 8.4     | 4.8        | <4.0  | NA          | 5.7                                     | 243   | NM   | NM                   | NM           | NM       | NM                     | NM           | NM                | NM      | NM                  | NM     |    |
| MWM-2        | 4/21/2004    |                            | 20                    | <1.0    | <1.0         | <3.0    | <1.0       | <4.0  | NA          | 4.20                                    | 234   | NM   | NM                   | NM           | NM       | NM                     | NM           | NM                | NM      | NM                  | NM     |    |
| MWM-2        | 11/18/2004   |                            |                       |         |              |         |            |       |             | Well Bent/Damaged                       |       |      |                      |              |          |                        |              |                   |         |                     |        |    |
| MWM-2        | 4/20/2005    |                            |                       |         |              |         |            |       |             | Well Bent/Damaged--Repaired in Aug 2005 |       |      |                      |              |          |                        |              |                   |         |                     |        |    |
| MWM-2        | 10/11/2005   |                            | 0.76 J                | <1.0    | <1.0         | 0.74 J  | <1.0       | <1.0  | NA          | 6.76                                    | 34.4  | NM   | NM                   | NM           | 840      | 7.33                   | NM           | NM                | 2.0     | NM                  | NM     | NM |
| MWM-2        | 10/25/2006   |                            | 1980                  | 52.2    | 54.5         | 32.8    | 10.7       | <1.0  | NA          | 22.70                                   | 135   | NM   | NM                   | NM           | NM       | NM                     | NM           | 0.0               | NM      | NM                  | NM     | NM |
| MWM-2        | 5/1/2007     |                            | 3.6                   | <1.0    | <1.0         | <3.0    | <1.0       | <4.0  | NA          | 4.29                                    | 26.4  | NM   | NM                   | NM           | NM       | 6.97                   | NM           | 1.0               | NM      | NM                  | NM     | NM |
| MWM-2        | 10/2/2007    |                            | 5.2                   | <1.0    | <1.0         | <3.0    | <1.0       | <1.0  | NA          | 2.13                                    | 17.6  | NM   | NM                   | NM           | NM       | 7.00                   | NM           | 0.0               | NM      | NM                  | NM     | NM |
| MWM-2        | 5/9/2008     |                            | 708                   | 23.0    | 35.3         | <15.0   | <5.0       | <5.0  | NA          | 0.67                                    | 136.5 | NM   | NM                   | NM           | NM       | 6.48                   | NM           | 0.0               | NM      | NM                  | NM     | NM |
| MWM-2        | 10/29/2008   |                            | 183                   | 7.0     | 9.5          | 3.8     | <1.0       | <1.0  | NA          | 1.34                                    | 30.0  | NM   | NM                   | NM           | NM       | 6.96                   | NM           | 0.0               | NM      | NM                  | NM     | NM |
| MWM-2        | 10/12/2011   |                            | 1.0                   | <1.0    | <1.0         | <3.0    | <1.0       | <1.0  | NA          | 0.78                                    | -50.0 | 7.8  | NM                   | NM           | 827      | 8.00                   | NM           | NM                | NM      | NM                  | NM     | NM |
| MWM-2        | 10/2/2012    |                            | 244                   | 19.9    | 14.5         | 7.4     | 4          | <1.0  | NA          | NM                                      | NM    | NM   | NM                   | NM           | NM       | NM                     | NM           | NM                | NM      | NM                  | NM     | NM |
| MWM-2        | 10/11/2013   |                            | 523                   | 13.1    | 22.4         | 5.8J    | <3.5       | <1.9  | NA          | NM                                      | NM    | NM   | NM                   | NM           | NM       | NM                     | NM           | NM                | NM      | NM                  | NM     | NM |
| MWM-2        | 10/30/2014   |                            | <0.40                 | <0.39   | <0.39        | <1.2    | <0.84      | <0.48 | 0.53J       | NM                                      | NM    | NM   | NM                   | NM           | NM       | NM                     | NM           | NM                | NM      | NM                  | NM     | NM |
| MWM-2        | 10/5/2015    |                            | 12.8                  | 0.49J   | 0.86J        | <1.2    | <0.84      | <0.48 | <0.42       | NM                                      | NM    | NM   | NM                   | NM           | NM       | NM                     | NM           | NM                | NM      | NM                  | NM     | NM |
| MWM-2        | 10/4/2016    |                            | <0.40                 | <0.39   | <0.39        | <1.2    | <0.84      | <0.48 | <0.42       | NM                                      | NM    | NM   | NM                   | NM           | NM       | NM                     | NM           | NM                | NM      | NM                  | NM     | NM |
| MWM-2        | 6/5/2019     |                            | NM                    | NM      | NM           | NM      | NM         | NM    | NM          | 1.49                                    | 254.4 | 7    | NM                   | NM           | 882      | 7.47                   | 370          | <0.0354           | 0.02    | 78.70               | <0.095 |    |
| MWM-2D       | 10/4/2016    |                            | <0.40                 | <0.39   | <0.39        | <1.2    | <0.84      | <0.48 | <0.42       | NM                                      | NM    | NM   | NM                   | NM           | NM       | NM                     | NM           | NM                | NM      | NM                  | NM     | NM |
| MWM-2D       | 6/13/2017    |                            | <0.40                 | <0.39   | <0.39        | <1.25   | <0.84      | <0.48 | <0.42       | NM                                      | NM    | NM   | NM                   | NM           | NM       | NM                     | NM           | NM                | NM      | NM                  | NM     | NM |
| MWM-2D       | 10/3/2017    |                            | <0.40                 | <0.39   | <0.39        | <1.25   | <0.84      | <0.48 | <0.42       | NM                                      | NM    | NM   | NM                   | NM           | NM       | NM                     | NM           | NM                | NM      | NM                  | NM     | NM |
| MWM-2D       | 6/19/2018    |                            | <0.31                 | <0.49   | <0.33        | <0.98   | <0.67      | <0.32 | <0.51       | NM                                      | NM    | NM   | NM                   | NM           | NM       | NM                     | NM           | NM                | NM      | NM                  | NM     | NM |
| MWM-2D       | 10/10/2018   |                            | <0.31                 | <0.49   | <0.33        | <0.98   | <0.67      | <0.32 | <0.51       | NM                                      | NM    | NM   | NM                   | NM           | NM       | NM                     | NM           | NM                | NM      | NM                  | NM     | NM |
| MWM-2D       | 6/5/2019     |                            | <0.31                 | <0.49   | <0.33        | <0.98   | <0.67      | <0.32 | <0.51       | 0.5                                     | 231   | 7.0  | NM                   | NM           | 1012     | 7.51                   | 350.00       | <0.0354           | 0.5     | 91.5                | <0.095 |    |
| MWM-2D       | 10/2/2019    |                            | <0.31                 | <0.16   | <0.33        | <0.47   | <0.67      | <0.32 | <0.51       | 0.65                                    | -71.2 | 7.0  | 1013.0               | NM           | 7.76     | NM                     | NM           | NM                | NM      | NM                  | NM     |    |
| MWM-2D       | 5/27/2020    |                            | <0.31                 | <0.16   | <0.33        | <0.47   | <0.67      | <0.32 | <0.51       | NM                                      | NM    | NM   | NM                   | NM           | NM       | NM                     | NM           | NM                | NM      | NM                  | NM     |    |
| MWM-2D       | 10/5/2020    |                            | <0.31                 | <0.16   | <0.33        | <0.47   | <0.67      | <0.32 | <0.51       | NM                                      | NM    | NM   | NM                   | NM           | NM       | NM                     | NM           | NM                | NM      | NM                  | NM     |    |
| MWM-2D       | 5/26/2021    |                            | <0.14                 | <0.16   | <0.33        | <0.47   | <0.67      | <0.32 | <0.51       | NM                                      | NM    | NM   | NM                   | NM           | NM       | NM                     | NM           | NM                | NM      | NM                  | NM     |    |
| MWM-2D       | 10/4/2021    |                            | <0.14                 | 0.26J   | <0.33        | <0.47   | <0.67      | <0.32 | <0.51       | NM                                      | NM    | NM   | NM                   | NM           | NM       | NM                     | NM           | NM                | NM      | NM                  | NM     |    |
| MWM-4        | 10/22/2003   |                            | <1.0                  | <1.0    | 3.3          | <3.0    | 2.8        | <4.0  | NA          | 3.6                                     | 240   | NM   | NM                   | NM           | NM       | NM                     | NM           | NM                | NM      | NM                  | NM     |    |
| MWM-4        | 4/21/2004    |                            | 1.2                   | <1.0    | 1.4          | <3.0    | <1.0       | <4.0  | NA          | 6.43                                    | 217   | NM   | NM                   | NM           | NM       | NM                     | NM           | NM                | NM      | NM                  | NM     |    |
| MWM-4        | 11/18/2004   |                            |                       |         |              |         |            |       |             | Well Bent/Damaged                       |       |      |                      |              |          |                        |              |                   |         |                     |        |    |
| MWM-4        | 4/20/2005    |                            | <1.0                  | <1.0    | <1.0         | <3.0    | <1.0       | <1.0  | NA          | 3.6                                     | 204   | NM   | NM                   | NM           | NM       | NM                     | NM           | NM                | NM      | NM                  | NM     |    |
| MWM-4        | 10/11/2005   |                            | <1.0                  | <1.0    | <1.0         | <3.0    | <1.0       | <1.0  | NA          | 3.45                                    | 13.3  | NM   | NM                   | NM           | 692      | 7.69                   | NM           | 2.0               | NM      | NM                  | NM     |    |
| MWM-4        | 10/26/2006   |                            | <1.0                  | <1.0    | <1.0         | <3.0    | <1.0       | <1.0  | NA          | 25.80                                   | 107.4 | NM   | NM                   | NM           | NM       | NM                     | NM           | 0.0               | NM      | NM                  | NM     |    |
| MWM-4        | 5/1/2007     |                            | <1.0                  | <1.0    | <1.0         | <3.0    | <1.0       | <4.0  | NA          | 2.08                                    | -7.7  | NM   | NM                   | NM           | NM       | 7.48                   | NM           | 1.0               | NM      | NM                  | NM     |    |
| MWM-4        | 10/2/2007    |                            | <1.0                  | <1.0    | <1.0         | <3.0    | <1.0       | <1.0  | NA          | 0.36                                    | 33.3  | NM   | NM                   | NM           | NM       | 7.26                   | NM           | 0.0               | NM      | NM                  | NM     |    |
| MWM-4        | 5/9/2008     |                            | <1.0                  | <1.0    | <1.0         | <3.0    | <1.0       | <1.0  | NA          | 3.12                                    | 246.1 | NM   | NM                   | NM           | NM       | 6.58                   | NM           | 1.0               | NM      | NM                  | NM     |    |

**Table 6**  
**Groundwater Analytical Results - Barge Dock**  
Former Amoco Terminal  
Superior, Wisconsin

| Sample ID              | Date Sampled | Duplicate (D) or Split (S) | Analytical Parameters |            |              |             |            |           |             | Bio-Parameters |       |      |                      |              |          |                        |              |                   |         |                     |     |
|------------------------|--------------|----------------------------|-----------------------|------------|--------------|-------------|------------|-----------|-------------|----------------|-------|------|----------------------|--------------|----------|------------------------|--------------|-------------------|---------|---------------------|-----|
|                        |              |                            | Benzene               | Toluene    | Ethylbenzene | Xylenes     | Total TMBs | MTBE      | Naphthalene | DO             | REDOX | Temp | Specific Conductance | Conductivity | pH       | Alkalinity (ppm CaCO3) | Soluble Iron | Soluble Manganese | Sulfate | Nitrate and Nitrite |     |
|                        |              |                            | ug/L                  | ug/L       | ug/L         | ug/L        | ug/L       | ug/L      | ug/L        | ug/L           | ppm   | mV   | °C                   | us/cm        | umhos/cm | pH units               |              | ppm               | ppm     | ppm                 | ppm |
| <b>NR 140 ES--&gt;</b> |              |                            | <b>5</b>              | <b>800</b> | <b>700</b>   | <b>2000</b> | <b>480</b> | <b>60</b> | <b>100</b>  | --             | --    | --   | --                   | --           | --       | --                     | --           | --                | --      | --                  | --  |
| MWM-4                  | 10/30/2008   |                            | 1.0                   | <1.0       | 3.4          | 3.7         | 2.5        | <1.0      | NA          | 2.11           | 68.9  | NM   | NM                   | NM           | 7.12     | NM                     | 0.0          | NM                | NM      | NM                  | NM  |
| MWM-4                  | 10/12/2011   |                            | 1.0                   | <1.0       | <1.0         | <3.0        | <1.0       | <1.0      | NA          | 0.09           | -6.0  | 8.3  | NM                   | 639          | 8.13     | NM                     | NM           | NM                | NM      | NM                  | NM  |
| MWM-6                  | 10/31/2014   |                            | 3.3                   | <0.39      | 24.3         | 25.9        | 88.3       | 4.2       | 5.9         | NM             | NM    | NM   | NM                   | NM           | NM       | NM                     | NM           | NM                | NM      | NM                  | NM  |
| MWM-6                  | 5/6/2015     |                            | 3.2                   | 1.3        | 7.7          | 16.2        | 22.3       | 0.81J     | 3.1         | NM             | NM    | NM   | NM                   | NM           | NM       | NM                     | NM           | NM                | NM      | NM                  | NM  |
| MWM-7                  | 10/22/2003   |                            | <1.0                  | <1.0       | <1.0         | <3.0        | <1.0       | <4.0      | NA          | 1.1            | 210   | NM   | NM                   | NM           | NM       | NM                     | NM           | NM                | NM      | NM                  | NM  |
| MWM-7                  | 4/21/2004    |                            | <1.0                  | <1.0       | <1.0         | <3.0        | <1.0       | <4.0      | NA          | 2.34           | 202   | NM   | NM                   | NM           | NM       | NM                     | NM           | NM                | NM      | NM                  | NM  |
| MWM-7                  | 11/18/2004   |                            | <1.0                  | <1.0       | <1.0         | <3.0        | <1.0       | <4.0      | NA          | 2.30           | 63    | NM   | NM                   | NM           | NM       | NM                     | 0.0          | NM                | NM      | NM                  | NM  |
| MWM-7                  | 4/20/2005    |                            | <1.0                  | <1.0       | <1.0         | <3.0        | <1.0       | <1.0      | NA          | 2.4            | 222   | NM   | NM                   | NM           | NM       | NM                     | NM           | NM                | NM      | NM                  | NM  |
| MWM-7                  | 10/11/2005   |                            | 0.25 J                | <1.0       | <1.0         | <3.0        | <1.0       | <1.0      | NA          | 6.30           | 43.0  | NM   | NM                   | 800          | 7.39     | NM                     | 0.3          | NM                | NM      | NM                  | NM  |
| MWM-7                  | 10/25/2006   |                            | <1.0                  | <1.0       | <1.0         | <3.0        | <1.0       | <1.0      | NA          | 9.80           | 133.4 | NM   | NM                   | NM           | NM       | NM                     | 1.0          | NM                | NM      | NM                  | NM  |
| MWM-7                  | 5/1/2007     |                            | <1.0                  | <1.0       | <1.0         | <3.0        | <1.0       | <4.0      | NA          | 2.65           | 3.4   | NM   | NM                   | NM           | 7.15     | NM                     | 1.0          | NM                | NM      | NM                  | NM  |
| MWM-7                  | 9/29/2007    |                            | <1.0                  | <1.0       | <1.0         | <3.0        | <1.0       | <1.0      | NA          | 0.33           | 33.0  | NM   | NM                   | NM           | 7.06     | NM                     | 0.0          | NM                | NM      | NM                  | NM  |
| MWM-7                  | 5/9/2008     |                            | 3.7                   | <1.0       | <1.0         | <3.0        | <1.0       | <1.0      | NA          | 0.61           | 236.3 | NM   | NM                   | NM           | 6.45     | NM                     | 1.0          | NM                | NM      | NM                  | NM  |
| MWM-7                  | 10/28/2008   |                            | 6.8                   | <1.0       | <1.0         | <3.0        | <1.0       | <1.0      | NA          | 0.88           | 76.6  | NM   | NM                   | NM           | 6.82     | NM                     | 0.0          | NM                | NM      | NM                  | NM  |
| MWM-7                  | 10/12/2011   |                            | 2.6                   | <1.0       | <1.0         | <3.0        | <1.0       | <1.0      | NA          | 0.89           | -4.0  | 8.5  | NM                   | 781          | 7.93     | NM                     | NM           | NM                | NM      | NM                  | NM  |
| MWM-7                  | 10/2/2012    |                            | 3.6                   | <1.0       | <1.0         | <3.0        | <1.0       | <1.0      | NA          | NM             | NM    | NM   | NM                   | NM           | NM       | NM                     | NM           | NM                | NM      | NM                  | NM  |
| MWM-7                  | 10/1/2013    |                            | 2.1                   | <0.34      | <0.34        | <1.0        | <0.69      | <0.37     | NA          | NM             | NM    | NM   | NM                   | NM           | NM       | NM                     | NM           | NM                | NM      | NM                  | NM  |
| MWM-7                  | 10/29/2014   |                            | 0.60J                 | <0.39      | <0.39        | <1.2        | <0.84      | <0.48     | <0.42       | NM             | NM    | NM   | NM                   | NM           | NM       | NM                     | NM           | NM                | NM      | NM                  | NM  |
| MWM-7                  | 10/6/2015    |                            | 8.8                   | <0.39      | <0.39        | <1.2        | <0.84      | <0.48     | <0.42       | NM             | NM    | NM   | NM                   | NM           | NM       | NM                     | NM           | NM                | NM      | NM                  | NM  |
| MWM-7                  | 10/5/2016    |                            | 4.0                   | <0.39      | <0.39        | <1.2        | <0.84      | <0.48     | <0.42       | NM             | NM    | NM   | NM                   | NM           | NM       | NM                     | NM           | NM                | NM      | NM                  | NM  |
| MWM-7D                 | 10/14/2009   |                            | 2340                  | 96         | 67           | 97.2        | 30.3       | <1.0      | <4.0        | 1.2            | 122   | NM   | NM                   | NM           | 7.82     | NM                     | NM           | NM                | NM      | NM                  | NM  |
| MWM-7D                 | 4/29/2010    |                            | 1860                  | 82.4       | 55.1         | 72.4        | 16.5       | <10.0     | NA          | NM             | NM    | NM   | NM                   | NM           | NM       | NM                     | NM           | NM                | NM      | NM                  | NM  |
| MWM-7D                 | 4/29/2010    |                            | 1870                  | 81.9       | 51.6         | 71.7        | <20.0      | <20.0     | NA          | NM             | NM    | NM   | NM                   | NM           | NM       | NM                     | NM           | NM                | NM      | NM                  | NM  |
| MWM-7D                 | 10/27/2010   | D                          | 2200                  | 122        | 84.2         | 111         | 35.1       | <1.0      | NA          | NM             | NM    | NM   | NM                   | NM           | NM       | NM                     | NM           | NM                | NM      | NM                  | NM  |
| MWM-7D                 | 4/26/2011    |                            | 2180                  | 104        | 75.9         | 113         | 22.5       | <20.0     | NA          | NM             | NM    | NM   | NM                   | NM           | NM       | NM                     | NM           | NM                | NM      | NM                  | NM  |
| MWM-7D                 | 10/12/2011   |                            | 667                   | 3.7        | <1.0         | 38.1        | 4.4        | <1.0      | NA          | 0.56           | -210  | 8.6  | NM                   | 1069         | 8.10     | NM                     | NM           | NM                | NM      | NM                  | NM  |
| MWM-7D                 | 4/17/2012    |                            | 731                   | 28.3       | 18.0         | 29.1        | 10.7       | <1.0      | NA          | 0.87           | 4.6   | 7.8  | NM                   | 1397         | 7.69     | NM                     | NM           | NM                | NM      | NM                  | NM  |
| MWM-7D                 | 10/2/2012    |                            | 1600                  | 78.6       | 59.2         | 74.7        | 28.9       | <1.0      | NA          | NM             | NM    | NM   | NM                   | NM           | NM       | NM                     | NM           | NM                | NM      | NM                  | NM  |
| MWM-7D                 | 10/2/2012    | D                          | 1430                  | 62.3       | 46.9         | 59.0        | 16.8       | <5.0      | NA          | NM             | NM    | NM   | NM                   | NM           | NM       | NM                     | NM           | NM                | NM      | NM                  | NM  |
| MWM-7D                 | 5/6/2013     |                            | 1400                  | 53.5       | 38.5         | 52.6        | 18.2       | <10.0     | <40.0       | 0.30           | 90.5  | 8.4  | NM                   | 1276         | 7.35     | NM                     | NM           | NM                | NM      | NM                  | NM  |
| MWM-7D                 | 10/3/2013    |                            | 1210                  | 43.2       | 35           | 34.9J       | <19.5J     | <7.4      | NA          | NM             | NM    | NM   | NM                   | NM           | NM       | NM                     | NM           | NM                | NM      | NM                  | NM  |
| MWM-7D                 | 5/21/2014    |                            | 1170                  | 38.9       | 33.6         | 31.1        | <21.7      | <10.0     | <40.0       | NM             | NM    | NM   | NM                   | NM           | NM       | NM                     | NM           | NM                | NM      | NM                  | NM  |
| MWM-7D                 | 10/30/2014   |                            | 1370                  | 39.3       | 34.4         | 35.6        | <13.9J     | <4.8      | 8.2J        | NM             | NM    | NM   | NM                   | NM           | NM       | NM                     | NM           | NM                | NM      | NM                  | NM  |
| MWM-7D                 | 5/5/2015     |                            | 1630                  | 36.7       | 33.7         | 30.5J       | <16.7      | <9.7      | <8.5        | NM             | NM    | NM   | NM                   | NM           | NM       | NM                     | NM           | NM                | NM      | NM                  | NM  |
| MWM-7D                 | 10/6/2015    |                            | 1890                  | 44.3       | 40.2         | 39.7J       | <20.8      | <12.1     | <10.6       | NM             | NM    | NM   | NM                   | NM           | NM       | NM                     | NM           | NM                | NM      | NM                  | NM  |
| MWM-7D                 | 5/25/2016    |                            | 1760                  | 39.8       | 36.3         | 37.2        | 8.3        | <2.4      | <2.1        | NM             | NM    | NM   | NM                   | NM           | NM       | NM                     | NM           | NM                | NM      | NM                  | NM  |
| MWM-7D                 | 10/5/2016    |                            | 1980                  | 45.1       | 42.3         | 40.2        | <12.0J     | <4.8      | <4.2        | NM             | NM    | NM   | NM                   | NM           | NM       | NM                     | NM           | NM                | NM      | NM                  | NM  |
| MWM-7D                 | 6/14/2017    |                            | 2010                  | 43.7       | 45.4         | 47.2J       | <33.3      | <19.4     | <17.0       | NM             | NM    | NM   | NM                   | NM           | NM       | NM                     | NM           | NM                | NM      | NM                  | NM  |
| MWM-7D                 | 10/4/2017    |                            | 1980                  | 42.3       | 46.5         | 47.8        | <33.3      | <19.4     | <17.0       | NM             | NM    | NM   | NM                   | NM           | NM       | NM                     | NM           | NM                | NM      | NM                  | NM  |
| MWM-7D                 | 6/27/2018    |                            | 2100                  | 41.1       | 46.6         | 44.9        | <13.2      | <6.4      | <10.0       | NM             | NM    | NM   | NM                   | NM           | NM       | NM                     | NM           | NM                | NM      | NM                  | NM  |
| MWM-7D                 | 10/12/2018   |                            | 2250                  | 43.5       | 50.4         | 48.8        | <13.4      | <6.4      | <10.1       | NM             | NM    | NM   | NM                   | NM           | NM       | NM                     | NM           | NM                | NM      | NM                  | NM  |
| MWM-7D                 | 10/12/2018   | D                          | 2290                  | 45.6       | 52.8         | 53.8J       | <16.8      | <8.0      | <12.6       | NM             | NM    | NM   | NM                   | NM           | NM       | NM                     | NM           | NM                | NM      | NM                  | NM  |
| MWM-7D                 | 6/6/2019     |                            | 2110                  | 42.3       | 48           | 48.9        | <13.4      | <6.4      | <10.1       | NM             | NM    | NM   | NM                   | NM           | NM       | NM                     | NM           | NM                | NM      | NM                  | NM  |
| MWM-7D                 | 10/3/2019    |                            | 2270                  | 43.1       | 50.6         | <55.8       | <14.2J     | <6.4      | <10.1       | 0.73           | -96.6 | 9.1  | 1310                 | 7.52         | NM       | NM                     | NM           | NM                | NM      | NM                  |     |
| MWM-7D                 | 5/28/2020    |                            | 1950                  | 38         | 46           | <48.5       | <13.4      | <6.4      | <10.1       | NM             | NM    | NM   | NM                   | NM           | NM       | NM                     | NM           | NM                | NM      | NM                  | NM  |
| MWM-7D                 | 10/6/2020    |                            | 2410                  | 44.8       | 53.5         | <47.2       | <13.4      | <6.4      | <10.1       | NM             | NM    | NM   | NM                   | NM           | NM       | NM                     | NM           | NM                | NM      | NM                  | NM  |
| MWM-7D                 | 5/27/2021    |                            | 2710                  | 59.5       | 67.8         | <70.2       | <16.2J     | <6.4      | <10.1       | NM             | NM    | NM   | NM                   | NM           | NM       | NM                     | NM           | NM                | NM      | NM                  | NM  |
| MWM-7D (Dup-1)         | 5/27/2021    | D                          | 2460                  | 74.1       | 28.5         | 49.0J       | <6.7       | <3.2      | <5.1        | NM             | NM    | NM   | NM                   | NM           | NM       | NM                     | NM           | NM                | NM      | NM                  | NM  |

**Table 6**  
**Groundwater Analytical Results - Barge Dock**  
Former Amoco Terminal  
Superior, Wisconsin

| Sample ID              | Date Sampled | Duplicate (D) or Split (S) | Analytical Parameters |            |              |             |            |           |             | Bio-Parameters |       |      |                      |              |          |                        |              |                   |         |                     |
|------------------------|--------------|----------------------------|-----------------------|------------|--------------|-------------|------------|-----------|-------------|----------------|-------|------|----------------------|--------------|----------|------------------------|--------------|-------------------|---------|---------------------|
|                        |              |                            | Benzene               | Toluene    | Ethylbenzene | Xylenes     | Total TMBs | MTBE      | Naphthalene | DO             | REDOX | Temp | Specific Conductance | Conductivity | pH       | Alkalinity (ppm CaCO3) | Soluble Iron | Soluble Manganese | Sulfate | Nitrate and Nitrite |
|                        |              |                            | µg/L                  | µg/L       | µg/L         | µg/L        | µg/L       | µg/L      | µg/L        | ppm            | mV    | °C   | µs/cm                | µmhos/cm     | pH units |                        | ppm          | ppm               | ppm     | ppm                 |
| <b>NR 140 ES--&gt;</b> |              |                            | <b>5</b>              | <b>800</b> | <b>700</b>   | <b>2000</b> | <b>480</b> | <b>60</b> | <b>100</b>  | --             | --    | --   | --                   | --           | --       | --                     | --           | --                | --      | --                  |
| MWM-7D                 | 10/5/2021    |                            | 2650                  | 58.7       | 65           | <62.9       | <16.3J     | <6.4      | <10.1       | NM             | NM    | NM   | NM                   | NM           | NM       | NM                     | NM           | NM                | NM      | NM                  |
| MWM-9                  | 10/22/2003   |                            | <1.0                  | <1.0       | <1.0         | <3.0        | <1.0       | <4.0      | NA          | 2.2            | 183   | NM   | NM                   | NM           | NM       | NM                     | NM           | NM                | NM      | NM                  |
| MWM-9                  | 4/20/2004    |                            | <1.0                  | <1.0       | <1.0         | <3.0        | <1.0       | <4.0      | NA          | 1.57           | 235   | NM   | NM                   | NM           | NM       | NM                     | NM           | NM                | NM      | NM                  |
| MWM-9                  | 11/18/2004   |                            | Well Abandoned        |            |              |             |            |           |             |                |       |      |                      |              |          |                        |              |                   |         |                     |
| MWM-9RS                | 10/14/2009   |                            | <1.0                  | <1.0       | <1.0         | <3.0        | <1.0       | <1.0      | <4.0        | 2.1            | 183   | NM   | NM                   | NM           | 7.53     | NM                     | NM           | NM                | NM      | NM                  |
| MWM-9RS                | 10/27/2010   |                            | <1.0                  | <1.0       | <1.0         | <3.0        | <1.0       | <1.0      | NA          | NM             | NM    | NM   | NM                   | NM           | NM       | NM                     | NM           | NM                | NM      | NM                  |
| MWM-9RS                | 10/12/2011   |                            | <1.0                  | <1.0       | <1.0         | <3.0        | <1.0       | <1.0      | NA          | 0.8            | -98   | 8.1  | NM                   | 847          | 8.11     | NM                     | NM           | NM                | NM      | NM                  |
| MWM-9RS                | 10/2/2012    |                            | <1.0                  | <1.0       | <1.0         | <3.0        | <1.0       | <1.0      | NA          | NM             | NM    | NM   | NM                   | NM           | NM       | NM                     | NM           | NM                | NM      | NM                  |
| MWM-9RS                | 10/2/2013    |                            | <0.34                 | <0.34      | <0.34        | <1.0        | <0.69      | <0.37     | NA          | NM             | NM    | NM   | NM                   | NM           | NM       | NM                     | NM           | NM                | NM      | NM                  |
| MWM-9RS                | 10/29/2014   |                            | <0.40                 | <0.39      | <0.39        | <1.2        | <0.84      | <0.48     | <0.42       | NM             | NM    | NM   | NM                   | NM           | NM       | NM                     | NM           | NM                | NM      | NM                  |
| MWM-9RS                | 10/5/2015    |                            | <0.40                 | <0.39      | <0.39        | <1.2        | <0.84      | <0.48     | <0.42       | NM             | NM    | NM   | NM                   | NM           | NM       | NM                     | NM           | NM                | NM      | NM                  |
| MWM-9RS                | 10/4/2016    |                            | <0.40                 | <0.39      | <0.39        | <1.2        | <0.84      | <0.48     | <0.42       | NM             | NM    | NM   | NM                   | NM           | NM       | NM                     | NM           | NM                | NM      | NM                  |
| MWM-9RS                | 6/5/2019     |                            | NM                    | NM         | NM           | NM          | NM         | NM        | NM          | NM             | NM    | NM   | NM                   | NM           | NM       | NM                     | <0.0354      | .005J             | 71.90   | 1.20                |
| MWM-9RD                | 10/14/2009   |                            | 4790                  | 295        | 207          | 327         | 163.9      | <1.0      | 37.2        | 1.5            | 139   | NM   | NM                   | NM           | 7.42     | NM                     | NM           | NM                | NM      | NM                  |
| MWM-9RD                | 4/29/2010    |                            | 5520                  | 309        | 248          | 366         | 129        | <50.0     | <200        | NM             | NM    | NM   | NM                   | NM           | NM       | NM                     | NM           | NM                | NM      | NM                  |
| MWM-9RD                | 10/27/2010   |                            | 4980                  | 292        | 272          | 376         | 205.8      | <25.0     | <100        | NM             | NM    | NM   | NM                   | NM           | NM       | NM                     | NM           | NM                | NM      | NM                  |
| MWM-9RD                | 4/26/2011    |                            | 5540                  | 318        | 328          | 469         | 228.5      | <50.0     | <200        | NM             | NM    | NM   | NM                   | NM           | NM       | NM                     | NM           | NM                | NM      | NM                  |
| MWM-9RD                | 4/26/2011    |                            | 5230                  | 299        | 300          | 373         | 164        | <50.0     | <200        | NM             | NM    | NM   | NM                   | NM           | NM       | NM                     | NM           | NM                | NM      | NM                  |
| MWM-9RD                | 10/12/2011   | D                          | 3440                  | 153        | 44.4         | 206         | 50.1       | <1.0      | <4.0        | 0.46           | -148  | 8.5  | NM                   | 924          | 7.89     | NM                     | NM           | NM                | NM      | NM                  |
| MWM-9RD                | 4/17/2012    |                            | 4300                  | 226        | 198          | 264         | 85.7       | <50.0     | NA          | 0.53           | 52.7  | 8.2  | NM                   | 1224         | 7.14     | NM                     | NM           | NM                | NM      | NM                  |
| MWM-9RD                | 10/2/2012    |                            | 4650                  | 262        | 270          | 356         | 190.4      | <25.0     | NA          | NM             | NM    | NM   | NM                   | NM           | NM       | NM                     | NM           | NM                | NM      | NM                  |
| MWM-9RD                | 5/8/2013     |                            | 3040                  | 113        | 44.4         | 185         | 127.8      | <5.0      | <20.0       | 0.5            | 7     | 8.1  | NM                   | 1127.0       | 327.10   | NM                     | NM           | NM                | NM      | NM                  |
| MWM-9RD                | 10/3/2013    |                            | 3060                  | 177        | 202          | 248         | 140.8J     | <14.8     | NA          | NM             | NM    | NM   | NM                   | NM           | NM       | NM                     | NM           | NM                | NM      | NM                  |
| MWM-9RD                | 5/22/2014    |                            | 3190                  | 188        | 225          | 258         | 157.1      | <20.0     | <80.0       | NM             | NM    | NM   | NM                   | NM           | NM       | NM                     | NM           | NM                | NM      | NM                  |
| MWM-9RD                | 10/30/2014   |                            | 3350                  | 204        | 252          | 322         | 195        | <24.2     | 70.4        | NM             | NM    | NM   | NM                   | NM           | NM       | NM                     | NM           | NM                | NM      | NM                  |
| MWM-9RD                | 5/5/2015     |                            | 3020                  | 164        | 225          | 269         | 151.8J     | <19.4     | 42.0        | NM             | NM    | NM   | NM                   | NM           | NM       | NM                     | NM           | NM                | NM      | NM                  |
| MWM-9RD                | 10/7/2015    |                            | 2980                  | 152        | 215          | 253         | 141.8J     | <24.2     | 34.1J       | NM             | NM    | NM   | NM                   | NM           | NM       | NM                     | NM           | NM                | NM      | NM                  |
| MWM-9RD                | 5/25/2016    |                            | 2620                  | 136        | 194          | 250         | 140.8      | <4.8      | 39.4        | NM             | NM    | NM   | NM                   | NM           | NM       | NM                     | NM           | NM                | NM      | NM                  |
| MWM-9RD                | 10/6/2016    |                            | 2750                  | 141        | 229          | 399         | 140.5      | <9.7      | 36.3        | NM             | NM    | NM   | NM                   | NM           | NM       | NM                     | NM           | NM                | NM      | NM                  |
| MWM-9RD                | 6/14/2017    |                            | 2690                  | 117        | 197          | 233         | 125.4      | 25.2      | 37.5        | NM             | NM    | NM   | NM                   | NM           | NM       | NM                     | NM           | NM                | NM      | NM                  |
| MWM-9RD                | 10/4/2017    |                            | 2470                  | 103        | 189          | 222         | 123.7      | 46.4      | 50.7        | NM             | NM    | NM   | NM                   | NM           | NM       | NM                     | NM           | NM                | NM      | NM                  |
| MWM-9RD                | 6/27/2018    |                            | 2470                  | 102        | 163          | 209         | 112.4      | 116       | 27.5J       | NM             | NM    | NM   | NM                   | NM           | NM       | NM                     | NM           | NM                | NM      | NM                  |
| MWM-9RD                | 6/27/2018    | D                          | 2380                  | 105        | 169          | 230.4       | 125.3      | 123       | 45.8        | NM             | NM    | NM   | NM                   | NM           | NM       | NM                     | NM           | NM                | NM      | NM                  |
| MWM-9RD                | 10/12/2018   |                            | 2400                  | 101        | 149          | 208         | 112        | 165       | 48.6        | NM             | NM    | NM   | NM                   | NM           | NM       | NM                     | NM           | NM                | NM      | NM                  |
| MWM-9RD                | 10/12/2018   | D                          | 2380                  | 94.9       | 144          | 198         | 110.5J     | 163       | 48.9J       | NM             | NM    | NM   | NM                   | NM           | NM       | NM                     | NM           | NM                | NM      | NM                  |
| MWM-9RD                | 6/6/2019     |                            | 2140                  | 82.9       | 111          | 159         | 89.1       | 224       | 34.4J       | 1.31           | 55.4  | 8.3  | NM                   | 1210         | 7.74     | 290                    | <0.0354      | 1.25              | 14.4J   | <0.095              |
| MWM-9RD (DUP1)         | 6/6/2019     |                            | 2060                  | 79         | 108          | 157         | 85.1       | 212       | 34.7J       | NM             | NM    | NM   | NM                   | NM           | NM       | NM                     | NM           | NM                | NM      | NM                  |
| MWM-9RD                | 10/3/2019    |                            | 2090                  | 71.2       | 100          | <153.8      | 79.3J      | 341       | 31J         | 0.6            | -48.3 | 8    | 1220                 | NM           | 7.19     | NM                     | NM           | NM                | NM      | NM                  |
| MWM-9RD (DUP1)         | 10/3/2019    | D                          | 2170                  | 71         | 102          | <157        | 78.7J      | 353       | 33.6        | NM             | NM    | NM   | NM                   | NM           | NM       | NM                     | NM           | NM                | NM      | NM                  |
| MWM-9RD                | 5/28/2020    |                            | 2090                  | 56.9       | 105          | <152.8      | 76.1       | 348       | 37.7J       | NM             | NM    | NM   | NM                   | NM           | NM       | NM                     | NM           | NM                | NM      | NM                  |
| MWM-9RD                | 10/7/2020    |                            | 2290                  | 58.1       | 108          | 157.1J      | 72.9J      | 315       | 36.0J       | NM             | NM    | NM   | NM                   | NM           | NM       | NM                     | NM           | NM                | NM      | NM                  |
| MWM-9RD                | 5/27/2021    |                            | 2130                  | 47.1       | 95.3         | <147.8      | 67J        | 368       | 50.9        | NM             | NM    | NM   | NM                   | NM           | NM       | NM                     | NM           | NM                | NM      | NM                  |
| MWM-9RD                | 10/5/2021    |                            | 2350                  | 43.3       | 70.7         | <130.8      | 62.2J      | 480       | 49.5        | NM             | NM    | N    | NM                   | NM           | NM       | NM                     | NM           | NM                | NM      | NM                  |
| MWM-10S                | 10/27/2010   |                            | <1.0                  | <1.0       | <1.0         | <3.0        | <1.0       | <1.0      | NA          | NM             | NM    | NM   | NM                   | NM           | NM       | NM                     | NM           | NM                | NM      | NM                  |
| MWM-10S                | 4/26/2011    |                            | <1.0                  | <1.0       | <1.0         | <3.0        | <1.0       | <1.0      | NA          | NM             | NM    | NM   | NM                   | NM           | NM       | NM                     | NM           | NM                | NM      | NM                  |
| MWM-10S                | 10/18/2011   |                            | <2.0                  | <2.0       | <2.0         | <6.0        | <2.0       | <2.0      | <2.0        | 0.6            | -230  | 9    | NM                   | 1342         | 7.73     | NM                     | NM           | NM                | NM      | NM                  |
| MWM-10S                | 10/2/2012    |                            | <1.0                  | <1.0       | <1.0         | <3.0        | <1.0       | <1.0      | NA          | NM             | NM    | NM   | NM                   | NM           | NM       | NM                     | NM           | NM                | NM      | NM                  |

**Table 6**  
**Groundwater Analytical Results - Barge Dock**  
Former Amoco Terminal  
Superior, Wisconsin

| Sample ID              | Date Sampled | Duplicate (D) or Split (S) | Analytical Parameters |            |              |             |            |           |             | Bio-Parameters |       |      |                      |              |          |                        |              |                   |         |                     |
|------------------------|--------------|----------------------------|-----------------------|------------|--------------|-------------|------------|-----------|-------------|----------------|-------|------|----------------------|--------------|----------|------------------------|--------------|-------------------|---------|---------------------|
|                        |              |                            | Benzene               | Toluene    | Ethylbenzene | Xylenes     | Total TMBs | MTBE      | Naphthalene | DO             | REDOX | Temp | Specific Conductance | Conductivity | pH       | Alkalinity (ppm CaCO3) | Soluble Iron | Soluble Manganese | Sulfate | Nitrate and Nitrite |
|                        |              |                            | µg/L                  | µg/L       | µg/L         | µg/L        | µg/L       | µg/L      | µg/L        | ppm            | mV    | °C   | µs/cm                | µmhos/cm     | pH units |                        | ppm          | ppm               | ppm     | ppm                 |
| <b>NR 140 ES--&gt;</b> |              |                            | <b>5</b>              | <b>800</b> | <b>700</b>   | <b>2000</b> | <b>480</b> | <b>60</b> | <b>100</b>  | --             | --    | --   | --                   | --           | --       | --                     | --           | --                | --      | --                  |
| MWM-10S                | 10/1/2013    |                            | <0.34                 | <0.34      | <0.34        | <1.0        | <0.69      | <.37      | NA          | NM             | NM    | NN   | NM                   | NM           | NM       | NM                     | NM           | NM                | NM      | NM                  |
| MWM-10S                | 10/29/2014   |                            | <0.40                 | <0.39      | <0.39        | <1.2        | <0.84      | <0.48     | <0.42       | NM             | NM    | NM   | NM                   | NM           | NM       | NM                     | NM           | NM                | NM      | NM                  |
| MWM-10S                | 10/5/2015    |                            | <0.40                 | <0.39      | <0.39        | <1.2        | <0.84      | <0.48     | 0.43J       | NM             | NM    | NM   | NM                   | NM           | NM       | NM                     | NM           | NM                | NM      | NM                  |
| MWM-10S                | 10/4/2016    |                            | <0.40                 | <0.39      | <0.39        | <1.2        | <0.84      | <0.48     | <0.42       | NM             | NM    | NM   | NM                   | NM           | NM       | NM                     | NM           | NM                | NM      | NM                  |
| MWM-10D                | 4/29/2010    |                            | 1230                  | 23.1       | <10.0        | <30.0       | <10.0      | <10.0     | NA          | NM             | NM    | NM   | NM                   | NM           | NM       | NM                     | NM           | NM                | NM      | NM                  |
| MWM-10D                | 10/27/2010   |                            | 960                   | 19.6       | <5.0         | 18          | <5.0       | <5.0      | NA          | NM             | NM    | NM   | NM                   | NM           | NM       | NM                     | NM           | NM                | NM      | NM                  |
| MWM-10D                | 4/26/2011    |                            | 44.8                  | 1.0        | <1.0         | 3.2         | 1.3        | <1.0      | NA          | NM             | NM    | NM   | NM                   | NM           | NM       | NM                     | NM           | NM                | NM      | NM                  |
| MWM-10D                | 10/18/2011   |                            | 289                   | 6.5        | 1.4          | 9.9         | 2          | <1.0      | NA          | 0.46           | -305  | 7.51 | NM                   | 869          | 8.11     | NM                     | NM           | NM                | NM      | NM                  |
| MWM-10D                | 4/17/2012    |                            | 785                   | 18.7       | 3.7          | 17          | 3.2        | <1.0      | NA          | 0.67           | -7.6  | 8.1  | NM                   | 1093         | 7.65     | NM                     | NM           | NM                | NM      | NM                  |
| MWM-10D                | 10/2/2012    |                            | 1180                  | 25         | <10.0        | <30.0       | <10.0      | <10.0     | NA          | NM             | NM    | NM   | NM                   | NM           | NM       | NM                     | NM           | NM                | NM      | NM                  |
| MWM-10D                | 5/6/2013     |                            | 497                   | 10.2       | <5.0         | <15.0       | <10.0      | <5.0      | <20.0       | 0.3            | 80    | 8    | NM                   | 982          | 7.25     | NM                     | NM           | NM                | NM      | NM                  |
| MWM-10D                | 5/6/2013     | D                          | 507                   | 9.9        | 1.8          | 10.2        | 2.8        | <1.0      | <4.0        | 0.3            | 80    | 8    | NM                   | 982          | 7.25     | NM                     | NM           | NM                | NM      | NM                  |
| MWM-10D                | 10/3/2013    |                            | 845                   | 18.8       | 5.5J         | 18.4J       | <8.4J      | <3.7      | NA          | NM             | NM    | NM   | NM                   | NM           | NM       | NM                     | NM           | NM                | NM      | NM                  |
| MWM-10D                | 5/21/2014    |                            | 925                   | 23.5       | <5.0         | 19.9        | <10.0      | <5.0      | <20.0       | NM             | NM    | NM   | NM                   | NM           | NM       | NM                     | NM           | NM                | NM      | NM                  |
| MWM-10D                | 10/30/2014   |                            | 914                   | 19.1       | 4.0J         | 13.6J       | <4.2       | <2.4      | <2.1        | NM             | NM    | NM   | NM                   | NM           | NM       | NM                     | NM           | NM                | NM      | NM                  |
| MWM-10D                | 10/30/2014   | D                          | 869                   | 18.5       | <3.9         | 15.7J       | <8.4       | <4.8      | <4.2        | NM             | NM    | NM   | NM                   | NM           | NM       | NM                     | NM           | NM                | NM      | NM                  |
| MWM-10D                | 5/5/2015     |                            | 1010                  | 22.6       | 4.3J         | 16.2J       | <8.4       | <4.8      | <4.2        | NM             | NM    | NM   | NM                   | NM           | NM       | NM                     | NM           | NM                | NM      | NM                  |
| MWM-10D                | 10/6/2015    |                            | 874                   | 19.0       | <3.9         | 14.5J       | <8.4       | <4.8      | <4.2        | NM             | NM    | NM   | NM                   | NM           | NM       | NM                     | NM           | NM                | NM      | NM                  |
| MWM-10D                | 5/25/2016    |                            | 883                   | 19.3       | 4.9J         | 14.3J       | 4.3J       | 2.6J      | 3.1J        | NM             | NM    | NM   | NM                   | NM           | NM       | NM                     | NM           | NM                | NM      | NM                  |
| MWM-10D                | 10/5/2016    |                            | 908                   | 18.1       | 5.3J         | 13.6J       | <8.4       | <4.8      | <4.2        | NM             | NM    | NM   | NM                   | NM           | NM       | NM                     | NM           | NM                | NM      | NM                  |
| MWM-10D                | 6/14/2017    |                            | 1080                  | 25.9       | 6.7J         | 20.3        | <8.4       | <4.8      | 9.5J        | NM             | NM    | NM   | NM                   | NM           | NM       | NM                     | NM           | NM                | NM      | NM                  |
| MWM-10D                | 10/4/2017    |                            | 977                   | 23.6       | 6.9          | 20.5        | <8.4       | 11.2      | 12.6        | NM             | NM    | NM   | NM                   | NM           | NM       | NM                     | NM           | NM                | NM      | NM                  |
| MWM-10D                | 6/27/2018    |                            | 1110                  | 28.6       | 6.6J         | 18.3J       | <6.7       | <3.2      | 5.7J        | NM             | NM    | NM   | NM                   | NM           | NM       | NM                     | NM           | NM                | NM      | NM                  |
| MWM-10D                | 10/11/2018   |                            | 1140                  | 27.8       | 7.8J         | 22.5        | <6.7       | 5.7J      | 7.0J        | NM             | NM    | NM   | NM                   | NM           | NM       | NM                     | NM           | NM                | NM      | NM                  |
| MWM-10D                | 6/6/2019     |                            | 1010                  | 20.5       | 6.4J         | 17.2J       | 3.8J       | <3.2      | 9.7J        | NM             | NM    | NM   | NM                   | NM           | NM       | NM                     | NM           | NM                | NM      | NM                  |
| MWM-10D                | 10/3/2019    |                            | 1200                  | 26.5       | 8.5J         | <25.5       | <7.9J      | <3.2      | 11.3J       | 0.74           | -107  | 8.7  | 1049                 | NM           | 7.23     | NM                     | NM           | NM                | NM      | NM                  |
| MWM-10D                | 5/28/2020    |                            | 1100                  | 25.9       | 8.4J         | <26         | <6.8J      | 6.3J      | 11.5J       | NM             | NM    | NM   | NM                   | NM           | NM       | NM                     | NM           | NM                | NM      | NM                  |
| MWM-10D                | 10/6/2020    |                            | 1150                  | 25.0       | 7.8J         | <25.2       | <6.7       | 5.4J      | 9.7J        | NM             | NM    | NM   | NM                   | NM           | NM       | NM                     | NM           | NM                | NM      | NM                  |
| MWM-10D                | 5/26/2021    |                            | 1500                  | 33.9       | 10.9         | <34.8       | 9.0J       | 8.1J      | 17.7        | NM             | NM    | NM   | NM                   | NM           | NM       | NM                     | NM           | NM                | NM      | NM                  |
| MWM-10D                | 10/5/2021    |                            | 1380                  | 33.2       | 10.8         | 38.3J       | 9.8J       | 8.9J      | 13.1        | NM             | NM    | NM   | NM                   | NM           | NM       | NM                     | NM           | NM                | NM      | NM                  |
| RWAST-1                | 10/5/2016    |                            | 5420                  | 1530       | 642          | 1220        | 303.8      | <24.2     | 153         | NM             | NM    | NM   | NM                   | NM           | NM       | NM                     | NM           | NM                | NM      | NM                  |
| RWAST-1                | 6/27/2018    |                            | 2270                  | 1200       | 557          | 1305        | 259.2      | <16.0     | 104         | NM             | NM    | NM   | NM                   | NM           | NM       | NM                     | NM           | NM                | NM      | NM                  |
| RWAST-1                | 6/6/2019     |                            | NM                    | NM         | NM           | NM          | NM         | NM        | NM          | 0.38           | 133   | 7.3  | NM                   | 837          | 7.53     | 490                    | <0.0354      | 1.49              | <5.0    | <0.095              |
| RWAST-2                | 4/29/2010    |                            | 1460                  | 638        | 433          | 1399        | 590        | 21.1J     | 149         | NM             | NM    | NM   | NM                   | NM           | NM       | NM                     | NM           | NM                | NM      | NM                  |
| LRMW-1                 | 6/27/2018    |                            | 6850                  | 1740       | 859          | 2714        | 769        | <40.0     | 303         | NM             | NM    | NM   | NM                   | NM           | NM       | NM                     | NM           | NM                | NM      | NM                  |
| LRMW-1                 | 6/6/2019     |                            | NM                    | NM         | NM           | NM          | NM         | NM        | NM          | 0.87           | 56.3  | 7.7  | NM                   | 1327         | 7.69     | 360                    | <0.0354      | 0.654             | <5.0    | <0.095              |
| LRMW-6                 | 4/15/2003    |                            | 2400                  | 280        | 1100         | 2400        | 499        | <20       | 140         | 0.3            | -071  | NM   | NM                   | NM           | NM       | NM                     | 1.55         | NM                | NM      | NM                  |
| LRMW-6                 | 4/15/2003    | D                          | 2100                  | 300        | 1300         | 2500        | 560        | <80       | NA          | NM             | NM    | NM   | NM                   | NM           | NM       | NM                     | NM           | NM                | NM      | NM                  |
| LRMW-6                 | 10/22/2003   |                            | 2500                  | 300        | 1300         | 2400        | 510        | <20       | 130         | 1.3            | -094  | NM   | NM                   | NM           | NM       | NM                     | NM           | NM                | NM      | NM                  |
| LRMW-6                 | 10/22/2003   | D                          | 2400                  | 300        | 1400         | 2400        | 540        | <40       | NA          | NM             | NM    | NM   | NM                   | NM           | NM       | NM                     | NM           | NM                | NM      | NM                  |
| LRMW-6                 | 4/21/2004    |                            | 3100                  | 340        | 1500         | 2800        | 650        | <1.0      | 190         | 1.82           | 066   | NM   | NM                   | NM           | NM       | NM                     | NM           | NM                | NM      | NM                  |
| LRMW-6                 | 4/21/2004    | D                          | 2500                  | 350        | 1400         | 2600        | 660        | <40       | NA          | NM             | NM    | NM   | NM                   | NM           | NM       | NM                     | NM           | NM                | NM      | NM                  |
| LRMW-6                 | 11/18/2004   |                            | 1740                  | 148        | 656          | 1080        | 258        | <10       | 55.7        | 0.80           | -078  | NM   | NM                   | NM           | NM       | NM                     | 4.0          | NM                | NM      | NM                  |
| LRMW-6                 | 11/18/2004   | D                          | 48.4                  | <10.0      | 12.7         | 28.6 J      | 175.9      | <40.0     | NA          | NM             | NM    | NM   | NM                   | NM           | NM       | NM                     | NM           | NM                | NM      | NM                  |
| LRMW-6                 | 4/20/2005    |                            | 2190                  | 277        | 972          | 2020        | 571        | <5.0      | 118         | 1.5            | -13   | NM   | NM                   | NM           | NM       | NM                     | NM           | NM                | NM      | NM                  |
| LRMW-6                 | 4/20/2005    | D                          | 2590                  | 286        | 1160         | 2090        | 579        | <5.0      | NA          | NM             | NM    | NM   | NM                   | NM           | NM       | NM                     | NM           | NM                | NM      | NM                  |

**Table 6**  
**Groundwater Analytical Results - Barge Dock**  
 Former Amoco Terminal  
 Superior, Wisconsin

| Sample ID              | Date Sampled | Duplicate (D) or Split (S) | Analytical Parameters |            |              |             |            |           |             | Bio-Parameters |        |       |                      |              |          |                        |              |                   |         |                     |
|------------------------|--------------|----------------------------|-----------------------|------------|--------------|-------------|------------|-----------|-------------|----------------|--------|-------|----------------------|--------------|----------|------------------------|--------------|-------------------|---------|---------------------|
|                        |              |                            | Benzene               | Toluene    | Ethylbenzene | Xylenes     | Total TMBs | MTBE      | Naphthalene | DO             | REDOX  | Temp  | Specific Conductance | Conductivity | pH       | Alkalinity (ppm CaCO3) | Soluble Iron | Soluble Manganese | Sulfate | Nitrate and Nitrite |
|                        |              |                            | ug/L                  | ug/L       | ug/L         | ug/L        | ug/L       | ug/L      | ug/L        | ppm            | mV     | °C    | us/cm                | umhos/cm     | pH units |                        | ppm          | ppm               | ppm     | ppm                 |
| <b>NR 140 ES--&gt;</b> |              |                            | <b>5</b>              | <b>800</b> | <b>700</b>   | <b>2000</b> | <b>480</b> | <b>60</b> | <b>100</b>  | --             | --     | --    | --                   | --           | --       | --                     | --           | --                | --      | --                  |
| LRMW-6                 | 10/11/2005   |                            | 1500                  | 210        | 1000         | 1500        | 660        | 11        | 120         | 1.22           | -88.2  | NM    | NM                   | 1146         | 7.49     | NM                     | 2.0          | NM                | NM      | NM                  |
| LRMW-6                 | 10/11/2005   | D                          | 1500                  | 210        | 1000         | 1500        | 660        | 11        | NA          | NM             | NM     | NM    | NM                   | NM           | NM       | NM                     | NM           | NM                | NM      | NM                  |
| LRMW-6                 | 10/25/2006   |                            | 1640                  | 175        | 1410         | 2010        | 866        | <10.0     | 143         | 8.60           | -147.4 | NM    | NM                   | NM           | NM       | NM                     | 10.0         | NM                | NM      | NM                  |
| LRMW-6                 | 10/25/2006   | D                          | 1660                  | 183        | 1450         | 2070        | 904        | <10.0     | NA          | NM             | NM     | NM    | NM                   | NM           | NM       | NM                     | NM           | NM                | NM      | NM                  |
| LRMW-6                 | 5/1/2007     |                            | 1820                  | 207        | 1420         | 2160        | 655        | <20.0     | 140         | 0.47           | -183.6 | NM    | NM                   | NM           | 6.88     | NM                     | 10.0         | NM                | NM      | NM                  |
| LRMW-6                 | 5/1/2007     | D                          | 1490                  | 187        | 1180         | 1870        | 582        | <20.0     | NA          | NM             | NM     | NM    | NM                   | NM           | NM       | NM                     | NM           | NM                | NM      | NM                  |
| LRMW-6                 | 10/1/2007    |                            | 1690                  | 187        | 1310         | 1940        | 804        | <20.0     | 125         | 0.04           | -55.4  | NM    | NM                   | NM           | 6.85     | NM                     | 10.0         | NM                | NM      | NM                  |
| LRMW-6                 | 5/9/2008     |                            | 1860                  | 200        | 1500         | 2380        | 911        | <10.0     | 167         | 0.49           | -73.1  | NM    | NM                   | NM           | 6.63     | NM                     | NM           | NM                | NM      | NM                  |
| LRMW-6                 | 5/9/2008     | D                          | 1900                  | 226        | 1510         | 2300        | 954        | <5.0      | NA          | NM             | NM     | NM    | NM                   | NM           | NM       | NM                     | NM           | NM                | NM      | NM                  |
| LRMW-6                 | 10/30/2008   |                            | 1820                  | 203        | 1380         | 2310        | 924        | <1.0      | NA          | 1.29           | -71.50 | NM    | NM                   | NM           | 6.84     | NM                     | 10.0         | NM                | NM      | NM                  |
| LRMW-6                 | 10/14/2009   |                            | 1500                  | 170        | 1300         | 1940        | 730.1      | <10.0     | 127         | NM             | NM     | NM    | NM                   | NM           | NM       | NM                     | NM           | NM                | NM      | NM                  |
| LRMW-6                 | 4/29/2010    |                            | 2210                  | 266        | 1650         | 2850        | 822.0      | <10.0     | 177         | NM             | NM     | NM    | NM                   | NM           | NM       | NM                     | NM           | NM                | NM      | NM                  |
| LRMW-6                 | 10/27/2010   |                            | 1560                  | 190        | 1520         | 2230        | 970.0      | <10.0     | 140         | NM             | NM     | NM    | NM                   | NM           | NM       | NM                     | NM           | NM                | NM      | NM                  |
| LRMW-6                 | 4/26/2011    |                            | 1570                  | 196        | 1660         | 2540        | 1162       | <10.0     | 152         | NM             | NM     | NM    | NM                   | NM           | NM       | NM                     | NM           | NM                | NM      | NM                  |
| LRMW-6                 | 10/12/2011   |                            | 1620                  | 181        | 1300         | 1860        | 844        | <10.0     | 108         | 0.56           | -191   | 9.77  | NM                   | 1203         | 7.86     | NM                     | NM           | NM                | NM      | NM                  |
| LRMW-6                 | 4/17/2012    |                            | 1470                  | 197        | 1190         | 2210        | 620        | <10.0     | NA          | 3.04           | -19.5  | 8.3   | NM                   | 1478         | 6.91     | NM                     | NM           | NM                | NM      | NM                  |
| LRMW-6                 | 10/2/2012    |                            | 2070                  | 248        | 1420         | 2390        | 757        | <10.0     | NA          | NM             | NM     | NM    | NM                   | NM           | NM       | NM                     | NM           | NM                | NM      | NM                  |
| LRMW-6                 | 10/5/2016    |                            | 1130                  | 141        | 1310         | 1340        | 886        | <9.7      | 116         | NM             | NM     | NM    | NM                   | NM           | NM       | NM                     | NM           | NM                | NM      | NM                  |
| LRMW-6                 | 6/20/2018    |                            | 1060                  | 143        | 1290         | 1519        | 835        | 8.4J      | 127         | NM             | NM     | NM    | NM                   | NM           | NM       | NM                     | NM           | NM                | NM      | NM                  |
| LRMW-6                 | 6/6/2019     |                            | NM                    | NM         | NM           | NM          | NM         | NM        | NM          | 0.86           | 37.1   | 7.1   | NM                   | 1874         | 8.16     | 430                    | <0.0354      | 1.26              | <5.0    | 0.095               |
| LRMW-8                 | 7/28/2011    |                            | 1460                  | 388        | 132          | 343         | 310        | <10.0     | <40.0       | 0.47           | -132   | 9.1   | NM                   | 440          | 7.69     | NM                     | NM           | NM                | NM      | NM                  |
| LRMW-8                 | 10/17/2011   |                            | 815                   | 333        | 164          | 509         | 300        | <1.0      | 46.8        | 0.88           | -179   | 8.82  | NM                   | 862          | 8.2      | NM                     | NM           | NM                | NM      | NM                  |
| LRMW-9                 | 7/30/2014    |                            | 1820                  | 701        | 142          | 315         | 76         | <3.5      | <50.0       | NM             | NM     | NM    | NM                   | NM           | NM       | NM                     | NM           | NM                | NM      | NM                  |
| LRMW-9                 | 10/31/2014   |                            | 1490                  | 499        | 123          | 240         | 73.8       | 5.2J      | 18.9        | NM             | NM     | NM    | NM                   | NM           | NM       | NM                     | NM           | NM                | NM      | NM                  |
| LRMW-9                 | 5/5/2015     |                            | 1850                  | 681        | 162          | 314         | 88.4       | <9.7      | 26.3        | NM             | NM     | NM    | NM                   | NM           | NM       | NM                     | NM           | NM                | NM      | NM                  |
| LRMW-9                 | 5/25/2016    |                            | 2000                  | 661        | 171          | 325         | 105.5      | <2.4      | 23.6        | NM             | NM     | NM    | NM                   | NM           | NM       | NM                     | NM           | NM                | NM      | NM                  |
| LRMW-9                 | 6/27/2018    |                            | 2270                  | 713        | 178          | 367         | 137.5      | <12.8     | 31.0J       | NM             | NM     | NM    | NM                   | NM           | NM       | NM                     | NM           | NM                | NM      | NM                  |
| LRMW-9                 | 6/6/2019     |                            | NM                    | NM         | NM           | NM          | NM         | NM        | NM          | 0.33           | 97.6   | 7.4   | NM                   | 789          | 7.07     | 310                    | .0959J       | 1.48              | 7.5J    | <0.095              |
| TW-1                   | 6/10/2020    |                            | 379                   | 23.3       | 23.7         | 400.7       | 107.6      | 5.9       | 7.9         | 0.12           | -363.9 | 11.42 | 917.31               | NM           | 6.77     | NM                     | NM           | NM                | NM      | NM                  |
| LRMW-10                | 7/30/2014    |                            | 3060                  | 4920       | 1450         | 4710        | 1871       | <17.4     | 619         | NM             | NM     | NM    | NM                   | NM           | NM       | NM                     | NM           | NM                | NM      | NM                  |
| LRMW-10                | 5/6/2015     |                            | FP                    | FP         | FP           | FP          | FP         | FP        | FP          | NM             | NM     | NM    | NM                   | NM           | NM       | NM                     | NM           | NM                | NM      | NM                  |
| TW-2                   | 6/10/2020    |                            | 7050                  | 3220       | 841          | 1903        | 401.9      | <16.0     | 125         | 0.14           | -461.7 | 10.2  | 974.17               | NM           | 6.95     | NM                     | NM           | NM                | NM      | NM                  |
| MWRR-1                 | 10/22/2003   |                            | 57                    | 1.2        | <1.0         | <3.0        | <1.0       | <4.0      | NA          | 2.7            | 223    | NM    | NM                   | NM           | NM       | NM                     | NM           | NM                | NM      | NM                  |
| MWRR-1                 | 4/21/2004    |                            | <1.0                  | <1.0       | <1.0         | <3.0        | <1.0       | <4.0      | NA          | 1.78           | 183    | NM    | NM                   | NM           | NM       | NM                     | NM           | NM                | NM      | NM                  |
| MWRR-1                 | 11/18/2004   |                            | 306                   | 1.7        | <1.0         | 1.6 J       | <1.0       | <4.0      | NA          | 1.80           | 058    | NM    | NM                   | NM           | NM       | NM                     | 0.0          | NM                | NM      | NM                  |
| MWRR-1                 | 4/20/2005    |                            | 6.7                   | <1.0       | <1.0         | <3.0        | <1.0       | <1.0      | NA          | 1.5            | 45     | NM    | NM                   | NM           | NM       | NM                     | NM           | NM                | NM      | NM                  |
| MWRR-1                 | 10/11/2005   |                            | 0.29 J                | <1.0       | <1.0         | <3.0        | <1.0       | <1.0      | NA          | NM             | NM     | NM    | NM                   | NM           | NM       | NM                     | NM           | NM                | NM      | NM                  |
| MWRR-1                 | 10/24/2006   |                            | <1.0                  | <1.0       | <1.0         | <3.0        | <1.0       | <1.0      | NA          | NM             | NM     | NM    | NM                   | NM           | NM       | NM                     | NM           | NM                | NM      | NM                  |
| MWRR-1                 | 5/1/2007     |                            | <1.0                  | <1.0       | <1.0         | <3.0        | <1.0       | <4.0      | NA          | NM             | NM     | NM    | NM                   | NM           | NM       | NM                     | NM           | NM                | NM      | NM                  |
| MWRR-1                 | 10/1/2007    |                            | 316                   | 13.9       | <1.0         | <3.0        | <1.0       | <1.0      | NA          | NM             | NM     | NM    | NM                   | NM           | NM       | NM                     | NM           | NM                | NM      | NM                  |
| MWRR-1                 | 5/9/2008     |                            | <1.0                  | <1.0       | <1.0         | <3.0        | <1.0       | <1.0      | NA          | NM             | NM     | NM    | NM                   | NM           | NM       | NM                     | NM           | NM                | NM      | NM                  |
| MWRR-1                 | 10/29/2008   |                            | <1.0                  | <1.0       | <1.0         | <3.0        | <1.0       | <1.0      | NA          | NM             | NM     | NM    | NM                   | NM           | NM       | NM                     | NM           | NM                | NM      | NM                  |
| MWRR-1                 | 10/12/2011   |                            | <1.0                  | <1.0       | <1.0         | <3.1        | <1.0       | <1.0      | NA          | 1.1            | -135   | 10    | NM                   | 608          | 8        | NM                     | NM           | NM                | NM      | NM                  |
| MWRR-1                 | 10/2/2012    |                            | 154                   | 2.4        | <1.0         | <3.0        | <1.0       | <1.0      | NA          | NM             | NM     | NM    | NM                   | NM           | NM       | NM                     | NM           | NM                | NM      | NM                  |
| MWRR-1                 | 10/3/2013    |                            | 216                   | 0.93J      | <0.34        | <1.0        | <0.69      | 0.44J     | NA          | NM             | NM     | NM    | NM                   | NM           | NM       | NM                     | NM           | NM                | NM      | NM                  |



**Table 6**  
**Groundwater Analytical Results - Barge Dock**  
 Former Amoco Terminal  
 Superior, Wisconsin

| Sample ID              | Date Sampled | Duplicate (D) or Split (S) | Analytical Parameters |            |              |             |            |           |             | Bio-Parameters |        |      |                      |              |          |                        |              |                   |         |                     |
|------------------------|--------------|----------------------------|-----------------------|------------|--------------|-------------|------------|-----------|-------------|----------------|--------|------|----------------------|--------------|----------|------------------------|--------------|-------------------|---------|---------------------|
|                        |              |                            | Benzene               | Toluene    | Ethylbenzene | Xylenes     | Total TMBs | MTBE      | Naphthalene | DO             | REDOX  | Temp | Specific Conductance | Conductivity | pH       | Alkalinity (ppm CaCO3) | Soluble Iron | Soluble Manganese | Sulfate | Nitrate and Nitrite |
|                        |              |                            | µg/L                  | µg/L       | µg/L         | µg/L        | µg/L       | µg/L      | µg/L        | ppm            | mV     | °C   | µs/cm                | µmhos/cm     | pH units |                        | ppm          | ppm               | ppm     | ppm                 |
| <b>NR 140 ES--&gt;</b> |              |                            | <b>5</b>              | <b>800</b> | <b>700</b>   | <b>2000</b> | <b>480</b> | <b>60</b> | <b>100</b>  | --             | --     | --   | --                   | --           | --       | --                     | --           | --                | --      | --                  |
| MWRR-1                 | 5/5/2015     |                            | 29.8                  | <0.39      | <0.39        | <1.2        | <0.84      | <0.48     | <0.42       | NM             | NM     | NM   | NM                   | NM           | NM       | NM                     | NM           | NM                | NM      | NM                  |
| MWRR-1                 | 10/6/2015    |                            | 164                   | 0.89J      | <0.39        | <1.2        | <0.84      | 0.61J     | <0.42       | NM             | NM     | NM   | NM                   | NM           | NM       | NM                     | NM           | NM                | NM      | NM                  |
| MWRR-1                 | 10/5/2016    |                            | <0.4                  | <0.39      | <0.39        | <1.2        | <0.84      | <0.48     | <0.42       | NM             | NM     | NM   | NM                   | NM           | NM       | NM                     | NM           | NM                | NM      | NM                  |
| MWRR-1D                | 6/28/2018    |                            | 50.6                  | <0.49      | <0.33        | <0.98       | <0.67      | <0.32     | <0.51       | NM             | NM     | NM   | NM                   | NM           | NM       | NM                     | NM           | NM                | NM      | NM                  |
| MWRR-1D                | 7/25/2018    |                            | 460                   | 7.0J       | <1.6         | 4.8J        | <3.3       | <1.6      | <2.5        | NM             | NM     | NM   | NM                   | NM           | NM       | NM                     | NM           | NM                | NM      | NM                  |
| MWRR-1D                | 10/11/2018   |                            | 510                   | 7.2J       | <3.3         | 4.7J        | <6.7       | <3.2      | <5.1        | NM             | NM     | NM   | NM                   | NM           | NM       | NM                     | NM           | NM                | NM      | NM                  |
| MWRR-1D                | 6/5/2019     |                            | 451                   | 7          | <0.33        | 4.1         | <0.67      | 2.8       | <0.51       | 0.79           | 143.2  | 7.7  | NM                   | 1299         | 7.32     | 310                    | <0.0354      | 0.522             | 43.3    | <0.095              |
| MWRR-1D                | 10/2/2019    |                            | 464                   | 7.3        | <3.3         | <8.4        | <6.7       | <3.2      | <5.1        | 0.89           | -56.4  | 8.2  | 1245.0               | NM           | 7.64     | NM                     | NM           | NM                | NM      | NM                  |
| MWRR-1D                | 5/27/2020    |                            | 391                   | 6.8        | <1.6         | <6.9        | <3.3       | 2.7J      | <2.5        | NM             | NM     | NM   | NM                   | NM           | NM       | NM                     | NM           | NM                | NM      | NM                  |
| MWRR-1D                | 10/6/2020    |                            | 229                   | 3.6J       | <1.3         | <3.8J       | <2.7       | <1.3      | <2.0        | NM             | NM     | NM   | NM                   | NM           | NM       | NM                     | NM           | NM                | NM      | NM                  |
| MWRR-1D                | 5/25/2021    |                            | 444                   | 7.8        | <1.6         | <8.1        | <3.3       | 2.9J      | <2.5        | NM             | NM     | NM   | NM                   | NM           | NM       | NM                     | NM           | NM                | NM      | NM                  |
| MWRR-1D                | 10/5/2021    |                            | 302                   | 5.6        | <0.82        | 4.3         | <1.68      | 1.6J      | <1.3        | NM             | NM     | NM   | NM                   | NM           | NM       | NM                     | NM           | NM                | NM      | NM                  |
| MWRR-2                 | 10/22/2003   |                            | 2.4                   | <1.0       | <1.0         | <3.0        | <1.0       | <4.0      | NA          | 4.8            | -051   | NM   | NM                   | NM           | NM       | NM                     | NM           | NM                | NM      | NM                  |
| MWRR-2                 | 4/21/2004    |                            | 4.4                   | <1.0       | <1.0         | <3.0        | <1.0       | <4.0      | NA          | 1.44           | 135    | NM   | NM                   | NM           | NM       | NM                     | NM           | NM                | NM      | NM                  |
| MWRR-2                 | 11/18/2004   |                            | 9.0                   | <1.0       | <1.0         | <3.0        | 1.3        | <4.0      | NA          | 0.80           | -43    | NM   | NM                   | NM           | NM       | NM                     | 6.0          | NM                | NM      | NM                  |
| MWRR-2                 | 4/20/2005    |                            | 2.3                   | <1.0       | <1.0         | <1.0        | <3.0       | <1.0      | NA          | 0.7            | -11    | NM   | NM                   | NM           | NM       | NM                     | NM           | NM                | NM      | NM                  |
| MWRR-2                 | 10/11/2005   |                            | 12                    | 0.38 J     | 0.59 J       | <3.0        | <1.0       | <1.0      | NA          | NM             | NM     | NM   | NM                   | NM           | NM       | NM                     | NM           | NM                | NM      | NM                  |
| MWRR-2                 | 10/24/2006   |                            | 8.9                   | <1.0       | <1.0         | <3.0        | <1.0       | <1.0      | NA          | NM             | NM     | NM   | NM                   | NM           | NM       | NM                     | NM           | NM                | NM      | NM                  |
| MWRR-2                 | 5/1/2007     |                            | 9.9                   | <1.0       | <1.0         | <3.0        | <1.0       | <4.0      | NA          | NM             | NM     | NM   | NM                   | NM           | NM       | NM                     | NM           | NM                | NM      | NM                  |
| MWRR-2                 | 10/1/2007    |                            | 6.0                   | <1.0       | <1.0         | <3.0        | <1.0       | <1.0      | NA          | NM             | NM     | NM   | NM                   | NM           | NM       | NM                     | NM           | NM                | NM      | NM                  |
| MWRR-2                 | 5/9/2008     |                            | 11.1                  | <1.0       | <1.0         | <3.0        | <1.0       | <1.0      | NA          | NM             | NM     | NM   | NM                   | NM           | NM       | NM                     | NM           | NM                | NM      | NM                  |
| MWRR-2                 | 10/29/2008   |                            | 6.1                   | <1.0       | <1.0         | <3.0        | <1.0       | <1.0      | NA          | NM             | NM     | NM   | NM                   | NM           | NM       | NM                     | NM           | NM                | NM      | NM                  |
| MWRR-2                 | 10/14/2009   |                            | 6.6                   | <1.0       | <1.0         | <3.0        | <1.0       | <1.0      | NA          | NM             | NM     | NM   | NM                   | NM           | NM       | NM                     | NM           | NM                | NM      | NM                  |
| MWRR-2                 | 10/27/2010   |                            | 8.6                   | <1.0       | <1.0         | <3.0        | <1.0       | <1.0      | NA          | NM             | NM     | NM   | NM                   | NM           | NM       | NM                     | NM           | NM                | NM      | NM                  |
| MWRR-2                 | 10/14/2011   |                            | 19.9                  | 1.0        | <1.0         | <3.0        | <1.0       | <1.0      | NA          | 0.9            | -207   | 8.9  | NM                   | -207         | 7.83     | NM                     | NM           | NM                | NM      | NM                  |
| MWRR-2                 | 10/2/2012    |                            | 17.2                  | 1.0        | <1.0         | <3.0        | <1.0       | <1.0      | NA          | NM             | NM     | NM   | NM                   | NM           | NM       | NM                     | NM           | NM                | NM      | NM                  |
| MWRR-2                 | 5/5/2015     |                            | 6.9                   | 0.45J      | 0.58J        | 1.5J        | <0.84      | 0.96J     | <0.42       | NM             | NM     | NM   | NM                   | NM           | NM       | NM                     | NM           | NM                | NM      | NM                  |
| MWRR-2                 | 10/6/2015    |                            | 11.1                  | 0.41J      | <0.39        | <1.2        | <0.84      | <0.48     | <0.42       | NM             | NM     | NM   | NM                   | NM           | NM       | NM                     | NM           | NM                | NM      | NM                  |
| MWRR-2                 | 10/4/2016    |                            | 17.6                  | 0.87J      | 1.2          | <3.95       | <2.62      | 0.49J     | 0.72J       | NM             | NM     | NM   | NM                   | NM           | NM       | NM                     | NM           | NM                | NM      | NM                  |
| MWRR-2                 | 6/5/2019     |                            | NM                    | NM         | NM           | NM          | NM         | NM        | NM          | 0.67           | 187.8  | 6.3  | NM                   | 1051         | 7.34     | 420                    | <0.0354      | 1.52              | 8.4J    | <0.095              |
| MWRR-2                 | 10/2/2019    |                            | 29.8                  | 1.6        | 0.45         | <0.15       | 4.47       | 0.46      | <0.51       | 0.97           | -106.4 | 7.6  | 1037.0               | NM           | 7.45     | NM                     | NM           | NM                | NM      | NM                  |
| TW-3                   | 6/10/2020    |                            | 29.9                  | 0.31       | <0.33        | <0.47       | <0.67      | <0.32     | <0.51       | 2.10           | -140.8 | 9.2  | 818.83               | NM           | 6.76     | NM                     | NM           | NM                | NM      | NM                  |
| MWRR-4                 | 10/22/2003   |                            | 740                   | 470        | 400          | 1700        | 610        | <40       | NA          | 3.25           | -065   | NM   | NM                   | NM           | NM       | NM                     | NM           | NM                | NM      | NM                  |
| MWRR-4                 | 4/21/2004    |                            | 940                   | 1200       | 240          | 2300        | 800        | <20       | NA          | 1.80           | 103    | NM   | NM                   | NM           | NM       | NM                     | NM           | NM                | NM      | NM                  |
| MWRR-4                 | 11/18/2004   |                            | FP                    | FP         | FP           | FP          | FP         | FP        | FP          | NM             | NM     | NM   | NM                   | NM           | NM       | NM                     | NM           | NM                | NM      | NM                  |
| MWRR-4                 | 4/20/2005    |                            | FP                    | FP         | FP           | FP          | FP         | FP        | FP          | NM             | NM     | NM   | NM                   | NM           | NM       | NM                     | NM           | NM                | NM      | NM                  |
| MWRR-4                 | 10/11/2005   |                            | 0.14 J                | <1.0       | <1.0         | <3.0        | <1.0       | <1.0      | NA          | NM             | NM     | NM   | NM                   | NM           | NM       | NM                     | NM           | NM                | NM      | NM                  |
| MWRR-4                 | 10/24/2006   |                            | FP                    | FP         | FP           | FP          | FP         | FP        | FP          | NM             | NM     | NM   | NM                   | NM           | NM       | NM                     | NM           | NM                | NM      | NM                  |
| MWRR-4                 | 5/1/2007     |                            | 304                   | 174        | 75.9         | 1290        | 423        | <20.0     | NA          | NM             | NM     | NM   | NM                   | NM           | NM       | NM                     | NM           | NM                | NM      | NM                  |
| MWRR-4                 | 10/1/2007    |                            | 414                   | 225        | 130.0        | 1350        | 483        | <5.0      | NA          | NM             | NM     | NM   | NM                   | NM           | NM       | NM                     | NM           | NM                | NM      | NM                  |
| MWRR-4                 | 5/9/2008     |                            | 498                   | 277        | 143.0        | 1470        | 511        | <5.0      | NA          | NM             | NM     | NM   | NM                   | NM           | NM       | NM                     | NM           | NM                | NM      | NM                  |
| MWRR-4                 | 10/30/2008   |                            | 616                   | 308        | 215          | 1460        | 527        | <5.0      | NA          | NM             | NM     | NM   | NM                   | NM           | NM       | NM                     | NM           | NM                | NM      | NM                  |
| MWRR-4                 | 10/14/2009   |                            | 689                   | 261        | 345          | 1300        | 546        | <5.0      | NA          | NM             | NM     | NM   | NM                   | NM           | NM       | NM                     | NM           | NM                | NM      | NM                  |
| MWRR-4                 | 10/27/2010   |                            | 674                   | 309        | 216          | 1250        | 489        | <5.0      | 245         | NM             | NM     | NM   | NM                   | NM           | NM       | NM                     | NM           | NM                | NM      | NM                  |
| MWRR-4                 | 10/12/2011   |                            | 669                   | 235        | 303          | 1240        | 429        | <5.0      | 255         | 0.7            | -215   | 10.2 | NM                   | 868.0        | 7.76     | NM                     | NM           | NM                | NM      | NM                  |
| MWRR-4                 | 5/6/2015     |                            | 805                   | 172        | 231          | 1130        | 479        | <4.8      | 249         | 0.7            | -215   | 10.2 | NM                   | 868.0        | 7.76     | NM                     | NM           | NM                | NM      | NM                  |
| MWRR-4                 | 10/6/2015    |                            | 383                   | 80.2       | 112          | 702         | 281.6      | <1.9      | 157         | NM             | NM     | NM   | NM                   | NM           | NM       | NM                     | NM           | NM                | NM      | NM                  |

**Table 6**  
**Groundwater Analytical Results - Barge Dock**  
 Former Amoco Terminal  
 Superior, Wisconsin

| Sample ID              | Date Sampled | Duplicate (D) or Split (S) | Analytical Parameters |            |              |             |            |           |             | Bio-Parameters |       |      |                      |              |          |                        |              |                   |         |                     |
|------------------------|--------------|----------------------------|-----------------------|------------|--------------|-------------|------------|-----------|-------------|----------------|-------|------|----------------------|--------------|----------|------------------------|--------------|-------------------|---------|---------------------|
|                        |              |                            | Benzene               | Toluene    | Ethylbenzene | Xylenes     | Total TMBs | MTBE      | Naphthalene | DO             | REDOX | Temp | Specific Conductance | Conductivity | pH       | Alkalinity (ppm CaCO3) | Soluble Iron | Soluble Manganese | Sulfate | Nitrate and Nitrite |
|                        |              |                            | µg/L                  | µg/L       | µg/L         | µg/L        | µg/L       | µg/L      | µg/L        | ppm            | mV    | °C   | µs/cm                | µmhos/cm     | pH units |                        | ppm          | ppm               | ppm     | ppm                 |
| <b>NR 140 ES--&gt;</b> |              |                            | <b>5</b>              | <b>800</b> | <b>700</b>   | <b>2000</b> | <b>480</b> | <b>60</b> | <b>100</b>  | --             | --    | -    | --                   | --           | --       | --                     | --           | --                | --      | --                  |
| MWRR-4                 | 10/4/2016    |                            | 676                   | 125.0      | 179          | 797         | 304.7      | <4.8      | 167         | NM             | NM    | NM   | NM                   | NM           | NM       | NM                     | NM           | NM                | NM      | NM                  |
| MWRR-4                 | 6/20/2018    |                            | 323                   | 43.4       | 38.1         | 501         | 262.0      | 2.6J      | 136         | NM             | NM    | NM   | NM                   | NM           | NM       | NM                     | NM           | NM                | NM      | NM                  |
| MWRR-4                 | 6/5/2019     |                            | NM                    | NM         | NM           | NM          | NM         | NM        | NM          | 1.01           | 177.5 | 7.3  | NM                   | 911          | 7.74     | 300                    | 0.315        | 0.54              | <5.0    | <0.095              |
| MWOW-1                 | 10/21/2003   |                            | FP                    | FP         | FP           | FP          | FP         | FP        | FP          | NM             | NM    | NM   | NM                   | NM           | NM       | NM                     | NM           | NM                | NM      | NM                  |
| MWOW-1                 | 1/20/2004    |                            | FP                    | FP         | FP           | FP          | FP         | FP        | FP          | NM             | NM    | NM   | NM                   | NM           | NM       | NM                     | NM           | NM                | NM      | NM                  |
| MWOW-1                 | 4/19/2004    |                            | FP                    | FP         | FP           | FP          | FP         | FP        | FP          | NM             | NM    | NM   | NM                   | NM           | NM       | NM                     | NM           | NM                | NM      | NM                  |
| MWOW-1                 | 7/27/2004    |                            | FP                    | FP         | FP           | FP          | FP         | FP        | FP          | NM             | NM    | NM   | NM                   | NM           | NM       | NM                     | NM           | NM                | NM      | NM                  |
| MWOW-1                 | 11/15/2004   |                            | FP                    | FP         | FP           | FP          | FP         | FP        | FP          | NM             | NM    | NM   | NM                   | NM           | NM       | NM                     | NM           | NM                | NM      | NM                  |
| MWOW-1                 | 4/18/2005    |                            | FP                    | FP         | FP           | FP          | FP         | FP        | FP          | NM             | NM    | NM   | NM                   | NM           | NM       | NM                     | NM           | NM                | NM      | NM                  |
| MWOW-1                 | 10/11/2005   |                            | FP                    | FP         | FP           | FP          | FP         | FP        | FP          | NM             | NM    | NM   | NM                   | NM           | NM       | NM                     | NM           | NM                | NM      | NM                  |
| MWOW-1                 | 5/23/2006    |                            | FP                    | FP         | FP           | FP          | FP         | FP        | FP          | NM             | NM    | NM   | NM                   | NM           | NM       | NM                     | NM           | NM                | NM      | NM                  |
| MWOW-1                 | 10/16/2006   |                            | FP                    | FP         | FP           | FP          | FP         | FP        | FP          | NM             | NM    | NM   | NM                   | NM           | NM       | NM                     | NM           | NM                | NM      | NM                  |
| MWOW-1                 | 5/1/2007     |                            | 500                   | 25.8       | 146          | 444         | 825        | 28.5      | NA          | NM             | NM    | NM   | NM                   | NM           | NM       | NM                     | NM           | NM                | NM      | NM                  |
| MWOW-1                 | 9/25/2007    |                            | FP                    | FP         | FP           | FP          | FP         | FP        | FP          | NM             | NM    | NM   | NM                   | NM           | NM       | NM                     | NM           | NM                | NM      | NM                  |
| MWOW-1                 | 7/30/2014    |                            | 377                   | 12.5       | 92.7         | 62.6        | 924        | <0.87     | <12.5       | NM             | NM    | NM   | NM                   | NM           | NM       | NM                     | NM           | NM                | NM      | NM                  |
| MWOW-1                 | 5/6/2015     |                            | FP                    | FP         | FP           | FP          | FP         | FP        | FP          | NM             | NM    | NM   | NM                   | NM           | NM       | NM                     | NM           | NM                | NM      | NM                  |
| MWOW-2                 | 10/22/2003   |                            | 6.8                   | <1.0       | 1.5          | <3.0        | 1.1        | <4.0      | NA          | 1.27           | 194   | NM   | NM                   | NM           | NM       | NM                     | NM           | NM                | NM      | NM                  |
| MWOW-2                 | 10/22/2003   | D                          | 6.2                   | <1.0       | 1.2          | <3.0        | <1.0       | <4.0      | NA          | NM             | NM    | NM   | NM                   | NM           | NM       | NM                     | NM           | NM                | NM      | NM                  |
| MWOW-2                 | 4/21/2004    |                            | 6.3                   | <1.0       | <1.0         | <3.0        | 3.5        | <4.0      | NA          | 2.34           | 163   | NM   | NM                   | NM           | NM       | NM                     | NM           | NM                | NM      | NM                  |
| MWOW-2                 | 4/21/2004    | D                          | <1.0                  | <1.0       | <1.0         | <3.0        | <1.0       | <4.0      | NA          | NM             | NM    | NM   | NM                   | NM           | NM       | NM                     | NM           | NM                | NM      | NM                  |
| MWOW-2                 | 11/18/2004   |                            | <1.0                  | <1.0       | <1.0         | <3.0        | <1.0       | <4.0      | NA          | 2.40           | 118   | NM   | NM                   | NM           | NM       | NM                     | 0.0          | NM                | NM      | NM                  |
| MWOW-2                 | 11/18/2004   | D                          | 101                   | 3.0        | 59.0         | 7.8         | 62.6       | <4.0      | NA          | NM             | NM    | NM   | NM                   | NM           | NM       | NM                     | NM           | NM                | NM      | NM                  |
| MWOW-2                 | 4/20/2005    |                            | 5.1                   | <1.0       | <1.0         | <3.0        | <1.0       | <1.0      | NA          | 1.1            | -23   | NM   | NM                   | NM           | NM       | NM                     | NM           | NM                | NM      | NM                  |
| MWOW-2                 | 4/20/2005    | D                          | 5.9                   | <1.0       | 0.53 J       | <3.0        | <1.0       | <1.0      | NA          | NM             | NM    | NM   | NM                   | NM           | NM       | NM                     | NM           | NM                | NM      | NM                  |
| MWOW-2                 | 10/11/2005   |                            | 3.8                   | <1.0       | 0.42 J       | <3.0        | <1.0       | <1.0      | NA          | NM             | NM    | NM   | NM                   | NM           | NM       | NM                     | NM           | NM                | NM      | NM                  |
| MWOW-2                 | 10/11/2005   | D                          | 3.8                   | <1.0       | 0.50 J       | <3.0        | <1.0       | <1.0      | NA          | NM             | NM    | NM   | NM                   | NM           | NM       | NM                     | NM           | NM                | NM      | NM                  |
| MWOW-2                 | 10/24/2006   |                            | 0.61 J                | <1.0       | <1.0         | <3.0        | <1.0       | <1.0      | NA          | NM             | NM    | NM   | NM                   | NM           | NM       | NM                     | NM           | NM                | NM      | NM                  |
| MWOW-2                 | 10/24/2006   | D                          | 0.79 J                | <1.0       | <1.0         | <3.0        | <1.0       | <1.0      | NA          | NM             | NM    | NM   | NM                   | NM           | NM       | NM                     | NM           | NM                | NM      | NM                  |
| MWOW-2                 | 5/1/2007     |                            | 1.3                   | <1.0       | <1.0         | <3.0        | <1.0       | <4.0      | NA          | NM             | NM    | NM   | NM                   | NM           | NM       | NM                     | NM           | NM                | NM      | NM                  |
| MWOW-2                 | 5/1/2007     | D                          | 1.7                   | <1.0       | <1.0         | <3.0        | <1.0       | <4.0      | NA          | NM             | NM    | NM   | NM                   | NM           | NM       | NM                     | NM           | NM                | NM      | NM                  |
| MWOW-2                 | 10/1/2007    |                            | 1.0                   | <1.0       | <1.0         | <3.0        | <1.0       | <1.0      | <1.0        | NM             | NM    | NM   | NM                   | NM           | NM       | NM                     | NM           | NM                | NM      | NM                  |
| MWOW-2                 | 5/9/2008     |                            | 3.0                   | <1.0       | <1.0         | <3.0        | <1.0       | <1.0      | NA          | NM             | NM    | NM   | NM                   | NM           | NM       | NM                     | NM           | NM                | NM      | NM                  |
| MWOW-2                 | 5/9/2008     | D                          | 3.0                   | <1.0       | <1.0         | <3.0        | <1.0       | <1.0      | NA          | NM             | NM    | NM   | NM                   | NM           | NM       | NM                     | NM           | NM                | NM      | NM                  |
| MWOW-2                 | 10/29/2008   |                            | <1.0                  | <1.0       | <1.0         | <3.0        | <1.0       | <1.0      | NA          | NM             | NM    | NM   | NM                   | NM           | NM       | NM                     | NM           | NM                | NM      | NM                  |
| MWOW-2                 | 10/12/2011   |                            | 1.1                   | <1.0       | <1.0         | <3.0        | <1.0       | <1.0      | NA          | 0.6            | -202  | 12.5 | NM                   | 804          | 8.01     | NM                     | NM           | NM                | NM      | NM                  |
| MWOW-2                 | 10/2/2012    |                            | <1.0                  | <1.0       | <1.0         | <3.0        | <1.0       | <1.0      | NA          | NM             | NM    | NM   | NM                   | NM           | NM       | NM                     | NM           | NM                | NM      | NM                  |
| MWOW-2                 | 10/2/2013    |                            | 0.38J                 | <0.34      | <0.34        | <1.0        | <0.69      | <0.37     | NA          | NM             | NM    | NM   | NM                   | NM           | NM       | NM                     | NM           | NM                | NM      | NM                  |
| MWOW-2                 | 5/4/2015     |                            | 0.54J                 | <0.39      | <0.39        | <1.2        | <0.84      | <0.48     | <0.42       | NM             | NM    | NM   | NM                   | NM           | NM       | NM                     | NM           | NM                | NM      | NM                  |
| MWOW-2                 | 10/6/2015    |                            | <0.40                 | <0.39      | <0.39        | <1.2        | <0.84      | <0.48     | <0.42       | NM             | NM    | NM   | NM                   | NM           | NM       | NM                     | NM           | NM                | NM      | NM                  |
| MWOW-2                 | 10/4/2016    |                            | 0.44J                 | <0.39      | <0.39        | <1.2        | <0.84      | <0.48     | <0.42       | NM             | NM    | NM   | NM                   | NM           | NM       | NM                     | NM           | NM                | NM      | NM                  |
| MWOW-2                 | 6/3/2019     |                            | NM                    | NM         | NM           | NM          | NM         | NM        | NM          | 0.67           | 285.8 | 6.9  |                      | 913          | 7.69     | 350                    | <0.0354      | 1.46              | 27.8    | <0.095              |
| MWOW-2D                | 6/20/2018    |                            | <0.31                 | <0.49      | <0.33        | <0.98       | <0.67      | <0.32     | <0.51       | NM             | NM    | NM   | NM                   | NM           | NM       | NM                     | NM           | NM                | NM      | NM                  |
| MWOW-2D                | 10/10/2018   |                            | <0.31                 | <0.49      | <0.33        | <0.98       | <0.67      | <0.32     | <0.51       | NM             | NM    | NM   | NM                   | NM           | NM       | NM                     | NM           | NM                | NM      | NM                  |
| MWOW-2D                | 6/5/2019     |                            | <0.31                 | <0.49      | <0.33        | <0.98       | <0.67      | <0.32     | <0.51       |                |       |      |                      |              |          | <0.0354                | 0.975        | 15.7              | <0.095  |                     |
| MWOW-2D                | 10/2/2019    |                            | <0.31                 | <0.16      | <0.33        | <0.47       | <0.67      | <0.32     | <0.51       | 0.86           | -37.5 | 7.5  | 672                  | NM           | 7.04     | NM                     | NM           | NM                | NM      | NM                  |
| MWOW-2D                | 5/27/2020    |                            | <0.31                 | <0.16      | <0.33        | <0.47       | <0.67      | <0.32     | <0.51       | NM             | NM    | NM   | NM                   | NM           | NM       | NM                     | NM           | NM                | NM      | NM                  |
| MWOW-2D                | 10/5/2020    |                            | <0.31                 | <0.16      | <0.33        | <0.47       | <0.67      | <0.32     | <0.51       | NM             | NM    | NM   | NM                   | NM           | NM       | NM                     | NM           | NM                | NM      | NM                  |
| MWOW-2D                | 5/25/2021    |                            | <0.14                 | <0.16      | <0.33        | <0.47       | <0.67      | <0.32     | <0.51       | NM             | NM    | NM   | NM                   | NM           | NM       | NM                     | NM           | NM                | NM      | NM                  |

**Table 6**  
**Groundwater Analytical Results - Barge Dock**  
Former Amoco Terminal  
Superior, Wisconsin

| Sample ID    | Date Sampled | Duplicate (D) or Split (S) | Analytical Parameters |         |              |         |            |       |             | Bio-Parameters |        |       |                      |              |          |                        |              |                   |         |                     |
|--------------|--------------|----------------------------|-----------------------|---------|--------------|---------|------------|-------|-------------|----------------|--------|-------|----------------------|--------------|----------|------------------------|--------------|-------------------|---------|---------------------|
|              |              |                            | Benzene               | Toluene | Ethylbenzene | Xylenes | Total TMBs | MTBE  | Naphthalene | DO             | REDOX  | Temp  | Specific Conductance | Conductivity | pH       | Alkalinity (ppm CaCO3) | Soluble Iron | Soluble Manganese | Sulfate | Nitrate and Nitrite |
| NR 140 ES--> |              |                            | ug/L                  | ug/L    | ug/L         | ug/L    | ug/L       | ug/L  | ug/L        | ppm            | mV     | °C    | us/cm                | umhos/cm     | pH units |                        | ppm          | ppm               | ppm     | ppm                 |
| MWOW-2D      | 10/4/2021    |                            | <0.14                 | <0.16   | <0.33        | <0.47   | <0.67      | <0.32 | <0.51       | NM             | NM     | NM    | NM                   | NM           | NM       | NM                     | NM           | NM                | NM      | NM                  |
| MWOW-3       | 10/22/2003   |                            | 190                   | 30      | 81           | 160     | 123        | <8.0  | NA          | 3.14           | -104   | NM    | NM                   | NM           | NM       | NM                     | NM           | NM                | NM      | NM                  |
| MWOW-3       | 4/21/2004    |                            | 61                    | 6.5     | 27           | 68      | 111        | <4.0  | NA          | 1.32           | 060    | NM    | NM                   | NM           | NM       | NM                     | NM           | NM                | NM      | NM                  |
| MWOW-3       | 11/18/2004   |                            | 24.7                  | 6.9     | 52           | 10.8 J  | 366        | <20   | NA          | 0.90           | -29    | NM    | NM                   | NM           | NM       | NM                     | 2.0          |                   |         |                     |
| MWOW-3       | 4/20/2005    |                            | 45.1                  | 3.7 J   | 21.3         | 43.9    | 50.7       | <5.0  | NA          | 0.6            | -06    | NM    | NM                   | NM           | NM       | NM                     | NM           | NM                | NM      | NM                  |
| MWOW-3       | 10/11/2005   |                            | 75                    | 8.2     | 85           | 89.1    | 91         | 1.3   | NA          | NM             | NM     | NM    | NM                   | NM           | NM       | NM                     | NM           | NM                | NM      | NM                  |
| MWOW-3       | 10/24/2006   |                            | 266                   | 25.4    | 16.7         | <15.0   | 18.7       | <5.0  | NA          | NM             | NM     | NM    | NM                   | NM           | NM       | NM                     | NM           | NM                | NM      | NM                  |
| MWOW-3       | 5/1/2007     |                            | 71.2                  | 3.7     | 40.6         | 35.4    | 30.8       | <4.0  | NA          | NM             | NM     | NM    | NM                   | NM           | NM       | NM                     | NM           | NM                | NM      | NM                  |
| MWOW-3       | 10/1/2007    |                            | 47.5                  | <5.0    | 30.2         | 27.0    | 22.0       | <5.0  | NA          | NM             | NM     | NM    | NM                   | NM           | NM       | NM                     | NM           | NM                | NM      | NM                  |
| MWOW-3       | 5/9/2008     |                            | 120.0                 | 5.4     | 55.1         | 29.6    | 29.6       | <1.0  | NA          | NM             | NM     | NM    | NM                   | NM           | NM       | NM                     | NM           | NM                | NM      | NM                  |
| MWOW-3       | 10/29/2008   |                            | 116                   | 6.0     | 63.2         | 33.0    | 23.5       | <1.0  | NA          | NM             | NM     | NM    | NM                   | NM           | NM       | NM                     | NM           | NM                | NM      | NM                  |
| MWOW-3       | 10/14/2009   |                            | 119                   | 9.2     | 3.0          | <3.0    | <1.0       | <1.0  | NA          | NM             | NM     | NM    | NM                   | NM           | NM       | NM                     | NM           | NM                | NM      | NM                  |
| MWOW-3       | 10/27/2010   |                            | 23                    | 1.6     | 4.1          | <3.0    | <1.0       | <1.0  | <4.0        | NM             | NM     | NM    | NM                   | NM           | NM       | NM                     | NM           | NM                | NM      | NM                  |
| MWOW-3       | 10/12/2011   |                            | 34.3                  | 1.9     | 2.3          | <3.0    | <1.0       | <1.0  | <4.0        | 0.79           | -162   | 8.8   | NM                   | 737          | 8.01     | NM                     | NM           | NM                | NM      | NM                  |
| MWOW-3       | 10/2/2012    |                            | 72.4                  | 3.3     | 1.3          | <3.0    | <1.0       | <1.0  | <1.0        | NM             | NM     | NM    | NM                   | NM           | NM       | NM                     | NM           | NM                | NM      | NM                  |
| MWOW-3       | 10/3/2013    |                            | 167.0                 | 16.7    | 23.0         | 56.4    | 14.0       | 4.1   | NA          | NM             | NM     | NM    | NM                   | NM           | NM       | NM                     | NM           | NM                | NM      | NM                  |
| MWOW-3       | 7/30/2014    |                            | 66.6                  | 2.0     | 3.6          | 2.1J    | <2.4       | <0.17 | <2.5        | NM             | NM     | NM    | NM                   | NM           | NM       | NM                     | NM           | NM                | NM      | NM                  |
| MWOW-3       | 5/5/2015     |                            | 32.5                  | 1.2     | 1.9          | 2.8J    | <1.09J     | 1.5   | 1.3         | NM             | NM     | NM    | NM                   | NM           | NM       | NM                     | NM           | NM                | NM      | NM                  |
| MWOW-3       | 10/6/2015    |                            | 24.1                  | 2.2     | 6.9          | 7.2     | 4.24J      | 0.53J | 3.7         | NM             | NM     | NM    | NM                   | NM           | NM       | NM                     | NM           | NM                | NM      | NM                  |
| MWOW-3       | 10/4/2016    |                            | 36.8                  | 1.4     | 5.2          | 3.2     | 1.1        | 1.0   | 1.1         | NM             | NM     | NM    | NM                   | NM           | NM       | NM                     | NM           | NM                | NM      | NM                  |
| MWOW-3       | 6/5/2019     |                            | NM                    | NM      | NM           | NM      | NM         | NM    | NM          | 0.83           | 181.4  | 7.0   | NM                   | 1247         | 7.22     | 420                    | <0.0354      | 1.27              | 72.1    | <0.095              |
| MWOW-3       | 10/2/2019    |                            | 14.1                  | 1.0     | 8.2          | 4.47    | 3.87       | 0.69  | 1.6         | 1.02           | -21.6  | 7.3   | 1281.0               | NM           | 6.94     | NM                     | NM           | NM                | NM      | NM                  |
| MWOW-5       | 10/21/2003   |                            | FP                    | FP      | FP           | FP      | FP         | FP    | FP          | NM             | NM     | NM    | NM                   | NM           | NM       | NM                     | NM           | NM                | NM      | NM                  |
| MWOW-5       | 1/20/2004    |                            | FP                    | FP      | FP           | FP      | FP         | FP    | FP          | NM             | NM     | NM    | NM                   | NM           | NM       | NM                     | NM           | NM                | NM      | NM                  |
| MWOW-5       | 4/19/2004    |                            | NM                    | NM      | NM           | NM      | NM         | NM    | NM          | NM             | NM     | NM    | NM                   | NM           | NM       | NM                     | NM           | NM                | NM      | NM                  |
| MWOW-5       | 7/27/2004    |                            | NM                    | NM      | NM           | NM      | NM         | NM    | NM          | NM             | NM     | NM    | NM                   | NM           | NM       | NM                     | NM           | NM                | NM      | NM                  |
| MWOW-5       | 11/15/2004   |                            | FP                    | FP      | FP           | FP      | FP         | FP    | FP          | NM             | NM     | NM    | NM                   | NM           | NM       | NM                     | NM           | NM                | NM      | NM                  |
| MWOW-5       | 4/18/2005    |                            | FP                    | FP      | FP           | FP      | FP         | FP    | FP          | NM             | NM     | NM    | NM                   | NM           | NM       | NM                     | NM           | NM                | NM      | NM                  |
| MWOW-5       | 10/11/2005   |                            | 1300                  | 890     | 570          | 1400    | 530        | <10   | NA          | NM             | NM     | NM    | NM                   | NM           | NM       | NM                     | NM           | NM                | NM      | NM                  |
| MWOW-5       | 5/23/2006    |                            | FP                    | FP      | FP           | FP      | FP         | FP    | FP          | NM             | NM     | NM    | NM                   | NM           | NM       | NM                     | NM           | NM                | NM      | NM                  |
| MWOW-5       | 10/16/2006   |                            | FP                    | FP      | FP           | FP      | FP         | FP    | FP          | NM             | NM     | NM    | NM                   | NM           | NM       | NM                     | NM           | NM                | NM      | NM                  |
| MWOW-5       | 4/23/2007    |                            | FP                    | FP      | FP           | FP      | FP         | FP    | FP          | NM             | NM     | NM    | NM                   | NM           | NM       | NM                     | NM           | NM                | NM      | NM                  |
| MWOW-5       | 9/25/2007    |                            | FP                    | FP      | FP           | FP      | FP         | FP    | FP          | NM             | NM     | NM    | NM                   | NM           | NM       | NM                     | NM           | NM                | NM      | NM                  |
| TW-4         | 6/10/2020    |                            | 509                   | 40.3    | 87.5         | 108.3   | 66.4       | 2.0   | 22.6        | 2.60           | -111.8 | 10.83 | 1068.3               | NM           | 6.89     | NM                     | NM           | NM                | NM      | NM                  |
| ABC MW-6     | 4/20/1998    |                            | <                     | 0.4     | 0.5          | 1.5     | <          | <     | 3.1         | NM             | NM     | NM    | NM                   | NM           | NM       | NM                     | NM           | NM                | NM      | NM                  |
| ABC MW-6     | 6/24/1998    |                            | 1.8                   | <       | 0.6          | <       | <          | <     | <           | NM             | NM     | NM    | NM                   | NM           | NM       | NM                     | NM           | NM                | NM      | NM                  |
| ABC MW-6     | 10/1998      |                            | 1.02                  | 2.57    | 0.696        | 2.29    | 1.38       | <     | <           | NM             | NM     | NM    | NM                   | NM           | NM       | NM                     | NM           | NM                | NM      | NM                  |
| ABC MW-6     | 2/03/1999    |                            | <0.27                 | <0.27   | <0.32        | <0.67   | <0.49      | <0.32 | <0.35       | NM             | NM     | NM    | NM                   | NM           | NM       | NM                     | NM           | NM                | NM      | NM                  |
| ABC MW-6     | 5/21/1999    |                            | <0.27                 | <0.27   | <0.32        | <0.67   | <0.49      | <0.32 | <0.35       | NM             | NM     | NM    | NM                   | NM           | NM       | NM                     | NM           | NM                | NM      | NM                  |
| ABC MW-6     | 9/23/1999    |                            | <0.27                 | <0.27   | <0.32        | <0.67   | <0.49      | <0.32 | <0.35       | NM             | NM     | NM    | NM                   | NM           | NM       | NM                     | NM           | NM                | NM      | NM                  |
| ABC MW-6     | 1/5/2000     |                            | <0.44                 | <0.40   | <5.0         | <1.31   | <0.92      | <0.44 | <0.59       | NM             | NM     | NM    | NM                   | NM           | NM       | NM                     | NM           | NM                | NM      | NM                  |
| ABC MW-6     | 4/18/2000    |                            | <0.27                 | <0.27   | <0.32        | <0.67   | <0.49      | <0.32 | <0.35       | NM             | NM     | NM    | NM                   | NM           | NM       | NM                     | NM           | NM                | NM      | NM                  |
| GP100        | 9/15/2011    |                            | 1730                  | 622.0   | 58.6         | 128     | 92.5       | <10   | <40         | NM             | NM     | NM    | NM                   | NM           | NM       | NM                     | NM           | NM                | NM      | NM                  |
| GP101        | 9/15/2011    |                            | 215                   | 37.8    | 23.3         | 52.4    | 151.6      | <1    | <20.2       | NM             | NM     | NM    | NM                   | NM           | NM       | NM                     | NM           | NM                | NM      | NM                  |

**Table 6**  
**Groundwater Analytical Results - Barge Dock**  
Former Amoco Terminal  
Superior, Wisconsin

| Sample ID              | Date Sampled | Duplicate (D) or Split (S) | Analytical Parameters |            |              |             |            |           |             | Bio-Parameters |       |      |                      |              |          |                        |              |                   |         |                     |
|------------------------|--------------|----------------------------|-----------------------|------------|--------------|-------------|------------|-----------|-------------|----------------|-------|------|----------------------|--------------|----------|------------------------|--------------|-------------------|---------|---------------------|
|                        |              |                            | Benzene               | Toluene    | Ethylbenzene | Xylenes     | Total TMBs | MTBE      | Naphthalene | DO             | REDOX | Temp | Specific Conductance | Conductivity | pH       | Alkalinity (ppm CaCO3) | Soluble Iron | Soluble Manganese | Sulfate | Nitrate and Nitrite |
|                        |              |                            | µg/L                  | µg/L       | µg/L         | µg/L        | µg/L       | µg/L      | µg/L        | ppm            | mV    | °C   | µs/cm                | µmhos/cm     | pH units |                        | ppm          | ppm               | ppm     | ppm                 |
| <b>NR 140 ES--&gt;</b> |              |                            | <b>5</b>              | <b>800</b> | <b>700</b>   | <b>2000</b> | <b>480</b> | <b>60</b> | <b>100</b>  | --             | --    | --   | --                   | --           | --       | --                     | --           | --                | --      | --                  |
| GP102                  | 9/15/2011    |                            | 14200                 | 1340.0     | 579          | 924         | 247.7      | <25       | <100        | NM             | NM    | NM   | NM                   | NM           | NM       | NM                     | NM           | NM                | NM      | NM                  |
| GP103                  | 9/15/2011    |                            | 305                   | 25.1       | 19.7         | 24          | <1         | <2        | <8          | NM             | NM    | NM   | NM                   | NM           | NM       | NM                     | NM           | NM                | NM      | NM                  |
| GP104                  | 9/15/2011    |                            | 2670                  | 442.0      | 713          | 3190        | 835        | <25       | 747         | NM             | NM    | NM   | NM                   | NM           | NM       | NM                     | NM           | NM                | NM      | NM                  |
| GP105                  | 9/15/2011    |                            | 421                   | 165.0      | 67           | 116         | 5.2        | <5        | <20         | NM             | NM    | NM   | NM                   | NM           | NM       | NM                     | NM           | NM                | NM      | NM                  |
| GP106                  | 9/15/2011    |                            | 493                   | 343.0      | 376          | 1870        | 11760      | <5        | 203         | NM             | NM    | NM   | NM                   | NM           | NM       | NM                     | NM           | NM                | NM      | NM                  |
| GP107                  | 9/16/2011    |                            | 19                    | 7.2        | 19.4         | 56.9        | 932        | <1        | 17          | NM             | NM    | NM   | NM                   | NM           | NM       | NM                     | NM           | NM                | NM      | NM                  |
| GP108                  | 9/16/2011    |                            | 563                   | 23.6       | 34.7         | 108         | 124.8      | <5        | 61          | NM             | NM    | NM   | NM                   | NM           | NM       | NM                     | NM           | NM                | NM      | NM                  |
| GP109                  | 9/16/2011    |                            | 1340                  | 109.0      | 201          | 805         | 220        | <10       | 141         | NM             | NM    | NM   | NM                   | NM           | NM       | NM                     | NM           | NM                | NM      | NM                  |
| GP110                  | 9/19/2011    |                            | <1                    | 1.1        | <1           | <3          | <1         | <1        | <4          | NM             | NM    | NM   | NM                   | NM           | NM       | NM                     | NM           | NM                | NM      | NM                  |
| GP111                  | 9/19/2011    |                            | 1050                  | 120.0      | 362          | 1380        | 835        | <10       | 369         | NM             | NM    | NM   | NM                   | NM           | NM       | NM                     | NM           | NM                | NM      | NM                  |
| GP112                  | 9/19/2011    |                            | 39.4                  | 5.0        | 6            | 6.9         | 5.2        | <1        | <4          | NM             | NM    | NM   | NM                   | NM           | NM       | NM                     | NM           | NM                | NM      | NM                  |
| GP113                  | 9/19/2011    |                            | 4430                  | 1590.0     | 5280         | 17600       | 11760      | <50       | 3940        | NM             | NM    | NM   | NM                   | NM           | NM       | NM                     | NM           | NM                | NM      | NM                  |
| GP114                  | 9/19/2011    |                            | 174                   | 51.6       | 715          | 1670        | 932        | <10       | 351         | NM             | NM    | NM   | NM                   | NM           | NM       | NM                     | NM           | NM                | NM      | NM                  |
| GP115                  | 9/20/2011    |                            | 649                   | 20.6       | 21           | 31.1        | 124.8      | <5        | <20         | NM             | NM    | NM   | NM                   | NM           | NM       | NM                     | NM           | NM                | NM      | NM                  |
| GP116                  | 9/20/2011    |                            | 278                   | 139.0      | 45.1         | 144         | 220        | <2        | 21          | NM             | NM    | NM   | NM                   | NM           | NM       | NM                     | NM           | NM                | NM      | NM                  |
| GP117                  | 9/20/2011    |                            | 93.4                  | 8.4        | 1.8          | 5.6         | 2.3        | <1        | <4          | NM             | NM    | NM   | NM                   | NM           | NM       | NM                     | NM           | NM                | NM      | NM                  |
| GP118                  | 9/22/2011    |                            | 5.3                   | <2         | <2           | <6          | 2.5        | <2        | <8          | NM             | NM    | NM   | NM                   | NM           | NM       | NM                     | NM           | NM                | NM      | NM                  |
| GP119                  | 9/22/2011    |                            | 2230                  | 426.0      | 567          | 2940        | 855        | <20       | 549         | NM             | NM    | NM   | NM                   | NM           | NM       | NM                     | NM           | NM                | NM      | NM                  |
| GP120                  | 9/22/2011    |                            | 4710                  | 2440.0     | 732          | 2740        | 1282       | <50       | 352         | NM             | NM    | NM   | NM                   | NM           | NM       | NM                     | NM           | NM                | NM      | NM                  |
| GP200                  | 9/20/2011    |                            | 3.2                   | <1         | <1           | <3          | <2         | <1        | <4          | NM             | NM    | NM   | NM                   | NM           | NM       | NM                     | NM           | NM                | NM      | NM                  |
| GP201                  | 9/20/2011    |                            | 15.6                  | 5.1        | 3.2          | 8.1         | 31.1       | <2        | <8          | NM             | NM    | NM   | NM                   | NM           | NM       | NM                     | NM           | NM                | NM      | NM                  |
| GP202(D)               | 9/20/2011    |                            | 83.7                  | <2         | <2           | <6          | <2         | <2        | <8          | NM             | NM    | NM   | NM                   | NM           | NM       | NM                     | NM           | NM                | NM      | NM                  |
| GP203                  | 9/20/2011    |                            | 1.6                   | 1.5        | 18.7         | 49.8        | 77.7       | <1        | 14.9        | NM             | NM    | NM   | NM                   | NM           | NM       | NM                     | NM           | NM                | NM      | NM                  |
| GP204                  | 9/20/2011    |                            | 1.2                   | <1         | <1           | <3          | <1         | <1        | <4          | NM             | NM    | NM   | NM                   | NM           | NM       | NM                     | NM           | NM                | NM      | NM                  |
| GP205                  | 9/21/2011    |                            | 1410                  | 28.6       | <1           | 4.7         | <1         | 2         | <4          | NM             | NM    | NM   | NM                   | NM           | NM       | NM                     | NM           | NM                | NM      | NM                  |
| GP206                  | 9/21/2011    |                            | 1110                  | 23.7       | <1           | 3.4         | <1         | <1        | <4          | NM             | NM    | NM   | NM                   | NM           | NM       | NM                     | NM           | NM                | NM      | NM                  |

**Table 6**  
**Groundwater Analytical Results - Barge Dock**  
Former Amoco Terminal  
Superior, Wisconsin

| Sample ID              | Date Sampled | Duplicate (D) or Split (S) | Analytical Parameters |            |              |             |            |           |             | Bio-Parameters |       |      |                      |              |          |                        |              |                   |         |                     |
|------------------------|--------------|----------------------------|-----------------------|------------|--------------|-------------|------------|-----------|-------------|----------------|-------|------|----------------------|--------------|----------|------------------------|--------------|-------------------|---------|---------------------|
|                        |              |                            | Benzene               | Toluene    | Ethylbenzene | Xylenes     | Total TMBs | MTBE      | Naphthalene | DO             | REDOX | Temp | Specific Conductance | Conductivity | pH       | Alkalinity (ppm CaCO3) | Soluble Iron | Soluble Manganese | Sulfate | Nitrate and Nitrite |
|                        |              |                            | µg/L                  | µg/L       | µg/L         | µg/L        | µg/L       | µg/L      | µg/L        | ppm            | mV    | °C   | µs/cm                | µmhos/cm     | pH units |                        | ppm          | ppm               | ppm     | ppm                 |
| <b>NR 140 ES--&gt;</b> |              |                            | <b>5</b>              | <b>800</b> | <b>700</b>   | <b>2000</b> | <b>480</b> | <b>60</b> | <b>100</b>  | --             | --    | --   | --                   | --           | --       | --                     | --           | --                | --      | --                  |
| GP207                  | 9/21/2011    |                            | <1                    | <1         | <1           | <3          | <1         | <1        | <4          | NM             | NM    | NM   | NM                   | NM           | NM       | NM                     | NM           | NM                | NM      | NM                  |
| GP208                  | 9/21/2011    |                            | <1                    | <1         | <1           | <3          | <1         | <1        | <4          | NM             | NM    | NM   | NM                   | NM           | NM       | NM                     | NM           | NM                | NM      | NM                  |
| GP209(D)               | 9/21/2011    |                            | <1                    | <1         | <1           | <3          | <1         | <1        | <4          | NM             | NM    | NM   | NM                   | NM           | NM       | NM                     | NM           | NM                | NM      | NM                  |
| GP210(D)               | 9/21/2011    |                            | <b>10.7</b>           | <1         | <1           | <3          | <1         | <1        | <4          | NM             | NM    | NM   | NM                   | NM           | NM       | NM                     | NM           | NM                | NM      | NM                  |
| GP211                  | 9/22/2011    |                            | <1                    | <1         | <1           | <3          | <1         | <1        | <4          | NM             | NM    | NM   | NM                   | NM           | NM       | NM                     | NM           | NM                | NM      | NM                  |
| GP212                  | 9/22/2011    |                            | <1                    | <1         | <1           | <3          | <1         | <1        | <4          | NM             | NM    | NM   | NM                   | NM           | NM       | NM                     | NM           | NM                | NM      | NM                  |
| GP213                  | 9/22/2011    |                            | <1                    | <1         | <1           | <3          | <1         | <1        | <4          | NM             | NM    | NM   | NM                   | NM           | NM       | NM                     | NM           | NM                | NM      | NM                  |
| GP214                  | 9/22/2011    |                            | <b>1230</b>           | 156.0      | 217          | 466         | <b>526</b> | <10       | 86.6        | NM             | NM    | NM   | NM                   | NM           | NM       | NM                     | NM           | NM                | NM      | NM                  |
| GP215                  | 9/22/2011    |                            | <1                    | <1         | <1           | <3          | <1         | <1        | <4          | NM             | NM    | NM   | NM                   | NM           | NM       | NM                     | NM           | NM                | NM      | NM                  |
| GP216                  | 9/22/2011    |                            | <1                    | <1         | <1           | <3          | <1         | <1        | <4          | NM             | NM    | NM   | NM                   | NM           | NM       | NM                     | NM           | NM                | NM      | NM                  |
| GP-217                 | 9/22/2011    |                            | 1.9                   | <1         | <1           | <3          | <1         | <1        | <4          | NM             | NM    | NM   | NM                   | NM           | NM       | NM                     | NM           | NM                | NM      | NM                  |
| ABC MW-7               | 2/4/1999     |                            | <b>440</b>            | 150        | 360          | 497         | 410        | <3.2      | 60          | NM             | NM    | NM   | NM                   | NM           | NM       | NM                     | NM           | NM                | NM      | NM                  |
| ABC MW-7               | 5/21/1999    |                            | <b>440</b>            | 120        | 310          | 446         | 334        | <1.6      | 56          | NM             | NM    | NM   | NM                   | NM           | NM       | NM                     | NM           | NM                | NM      | NM                  |
| ABC MW-7               | 9/23/1999    |                            | <b>420</b>            | 110        | 300          | 423         | 332        | <0.80     | 55          | NM             | NM    | NM   | NM                   | NM           | NM       | NM                     | NM           | NM                | NM      | NM                  |
| ABC MW-7               | 1/5/2000     |                            | <b>410</b>            | 120        | 340          | 425         | 440        | <2.2      | 67          | NM             | NM    | NM   | NM                   | NM           | NM       | NM                     | NM           | NM                | NM      | NM                  |
| ABC MW-7               | 4/18/2000    |                            | <b>350</b>            | 100        | 290          | 396         | 295        | <3.2      | 42          | NM             | NM    | NM   | NM                   | NM           | NM       | NM                     | NM           | NM                | NM      | NM                  |
| BC-3                   | 11/20/1998   |                            | <b>460</b>            | 130        | 130          | 280         | 182        | 20        | NA          | NM             | NM    | NM   | NM                   | NM           | NM       | NM                     | NM           | NM                | NM      | NM                  |
| BC-4                   | 11/20/1998   |                            | 2.1                   | 3.1        | 2.2          | 8.1         | 5.1        | <4        | NA          | NM             | NM    | NM   | NM                   | NM           | NM       | NM                     | NM           | NM                | NM      | NM                  |
| BC-7                   | 11/20/1998   |                            | <b>FP</b>             | <b>FP</b>  | <b>FP</b>    | <b>FP</b>   | <b>FP</b>  | <b>FP</b> | <b>FP</b>   | NM             | NM    | NM   | NM                   | NM           | NM       | NM                     | NM           | NM                | NM      | NM                  |
| MWBD-1                 | 10/10/2013   |                            | <0.34                 | <0.34      | <0.34        | <1.0        | NA         | <0.37     | NA          | NM             | NM    | NM   | NM                   | NM           | NM       | NM                     | NM           | NM                | NM      | NM                  |
| MWBD-1                 | 5/20/2014    |                            | <1.0                  | <1.0       | <1.0         | <3.0        | <2.0       | <1.0      | <4.0        | NM             | NM    | NM   | NM                   | NM           | NM       | NM                     | NM           | NM                | NM      | NM                  |
| MWBD-1                 | 10/29/2014   |                            | <0.40                 | <0.39      | <0.39        | <1.2        | <0.84      | <0.48     | <0.42       | NM             | NM    | NM   | NM                   | NM           | NM       | NM                     | NM           | NM                | NM      | NM                  |
| MWBD-1                 | 5/4/2015     |                            | <0.40                 | <0.39      | <0.39        | <1.2        | <0.84      | <0.48     | <0.42       | NM             | NM    | NM   | NM                   | NM           | NM       | NM                     | NM           | NM                | NM      | NM                  |
| MWBD-1                 | 10/6/2015    |                            | <0.40                 | <0.39      | <0.39        | <1.2        | <0.84      | <0.48     | <0.42       | NM             | NM    | NM   | NM                   | NM           | NM       | NM                     | NM           | NM                | NM      | NM                  |
| MWBD-1                 | 5/24/2016    |                            | <0.40                 | <0.39      | <0.39        | <1.2        | <0.84      | <0.48     | <0.42       | NM             | NM    | NM   | NM                   | NM           | NM       | NM                     | NM           | NM                | NM      | NM                  |
| MWBD-1                 | 10/6/2016    |                            | <0.40                 | <0.39      | <0.39        | <1.2        | <0.84      | <0.48     | <0.42       | NM             | NM    | NM   | NM                   | NM           | NM       | NM                     | NM           | NM                | NM      | NM                  |
| MWBD-1D                | 10/29/2014   |                            | <b>167</b>            | <0.39      | <0.39        | <1.2        | <0.84      | <0.48     | 0.46J       | NM             | NM    | NM   | NM                   | NM           | NM       | NM                     | NM           | NM                | NM      | NM                  |
| MWBD-1D                | 2/19/2015    |                            | <b>185</b>            | <0.39      | <0.39        | <1.2        | <0.84      | <0.48     | <0.42       | NM             | NM    | NM   | NM                   | NM           | NM       | NM                     | NM           | NM                | NM      | NM                  |
| MWBD-1D                | 5/5/2015     |                            | <b>207</b>            | <0.78      | <0.79        | <2.5        | <1.67      | <0.97     | <0.85       | NM             | NM    | NM   | NM                   | NM           | NM       | NM                     | NM           | NM                | NM      | NM                  |
| MWBD-1D                | 5/5/2015     | D                          | <b>205</b>            | <0.78      | <0.79        | <2.5        | <1.67      | <0.97     | <0.85       | NM             | NM    | NM   | NM                   | NM           | NM       | NM                     | NM           | NM                | NM      | NM                  |
| MWBD-1D                | 10/6/2015    |                            | <b>210</b>            | <0.39      | <0.39        | <1.2        | <0.84      | <0.48     | <0.42       | NM             | NM    | NM   | NM                   | NM           | NM       | NM                     | NM           | NM                | NM      | NM                  |
| MWBD-1D                | 10/6/2015    | D                          | <b>212</b>            | <0.39      | <0.39        | <1.2        | <0.84      | <0.48     | <0.42       | NM             | NM    | NM   | NM                   | NM           | NM       | NM                     | NM           | NM                | NM      | NM                  |
| MWBD-1D                | 5/25/2016    |                            | <b>213</b>            | <0.39      | <0.39        | <1.2        | <0.84      | <0.48     | <0.42       | NM             | NM    | NM   | NM                   | NM           | NM       | NM                     | NM           | NM                | NM      | NM                  |
| MWBD-1D                | 10/5/2016    |                            | <b>193</b>            | <0.39      | <0.39        | <1.2        | <0.84      | <0.48     | <0.42       | NM             | NM    | NM   | NM                   | NM           | NM       | NM                     | NM           | NM                | NM      | NM                  |

**Table 6**  
**Groundwater Analytical Results - Barge Dock**  
Former Amoco Terminal  
Superior, Wisconsin

| Sample ID              | Date Sampled | Duplicate (D) or Split (S) | Analytical Parameters |            |              |             |            |           |             | Bio-Parameters |        |      |                      |              |          |                        |              |                   |         |                     |
|------------------------|--------------|----------------------------|-----------------------|------------|--------------|-------------|------------|-----------|-------------|----------------|--------|------|----------------------|--------------|----------|------------------------|--------------|-------------------|---------|---------------------|
|                        |              |                            | Benzene               | Toluene    | Ethylbenzene | Xylenes     | Total TMBs | MTBE      | Naphthalene | DO             | REDOX  | Temp | Specific Conductance | Conductivity | pH       | Alkalinity (ppm CaCO3) | Soluble Iron | Soluble Manganese | Sulfate | Nitrate and Nitrite |
|                        |              |                            | µg/L                  | µg/L       | µg/L         | µg/L        | µg/L       | µg/L      | µg/L        | ppm            | mV     | °C   | µs/cm                | µmhos/cm     | pH units |                        | ppm          | ppm               | ppm     | ppm                 |
| <b>NR 140 ES--&gt;</b> |              |                            | <b>5</b>              | <b>800</b> | <b>700</b>   | <b>2000</b> | <b>480</b> | <b>60</b> | <b>100</b>  | --             | --     | --   | --                   | --           | --       | --                     | --           | --                | --      | --                  |
| MWBD-1D                | 6/14/2017    |                            | 156                   | <0.78      | <0.79        | <2.5        | <1.67      | <0.97     | <0.85       | NM             | NM     | NM   | NM                   | NM           | NM       | NM                     | NM           | NM                | NM      | NM                  |
| MWBD-1D                | 10/4/2017    |                            | 148                   | <0.39      | <0.39        | <1.25       | <0.84      | <0.48     | <0.42       | NM             | NM     | NM   | NM                   | NM           | NM       | NM                     | NM           | NM                | NM      | NM                  |
| MWBD-1D                | 6/20/118     |                            | 123                   | <0.49      | <0.33        | <0.98       | <0.67      | <0.32     | <0.51       | NM             | NM     | NM   | NM                   | NM           | NM       | NM                     | NM           | NM                | NM      | NM                  |
| MWBD-1D                | 10/11/2018   |                            | 110                   | <0.49      | <0.33        | <0.98       | <0.67      | <0.32     | <0.51       | NM             | NM     | NM   | NM                   | NM           | NM       | NM                     | NM           | NM                | NM      | NM                  |
| MWBD-1D                | 6/5/2019     |                            | 91.5                  | <0.49      | <0.33        | <0.98       | <0.67      | <0.32     | <0.51       | 0.63           | 152.2  | 7.5  | NM                   | 900          | 7.63     | 210                    | <0.0354      | 0.266             | 19.7    | <0.095              |
| MWBD-1D                | 10/2/2019    |                            | 88.2                  | <0.16      | <0.33        | <0.47       | <0.67      | <0.32     | <0.51       | 0.87           | -88.6  | 11.2 | 895.0                | NM           | 8.01     | NM                     | NM           | NM                | NM      | NM                  |
| MWBD-1D                | 5/27/2020    |                            | 72.0                  | <0.16      | <0.33        | <0.47       | <0.67      | <0.32     | <0.51       | NM             | NM     | NM   | NM                   | NM           | NM       | NM                     | NM           | NM                | NM      | NM                  |
| MWBD-1D                | 10/5/2020    |                            | 71.3                  | <0.16      | <0.33        | <0.47       | <0.67      | <0.32     | <0.51       | NM             | NM     | NM   | NM                   | NM           | NM       | NM                     | NM           | NM                | NM      | NM                  |
| MWBD-1D                | 5/25/2021    |                            | 64.1                  | <0.16      | <0.33        | <0.47       | <0.67      | <0.32     | <0.51       | NM             | NM     | NM   | NM                   | NM           | NM       | NM                     | NM           | NM                | NM      | NM                  |
| MWBD-1D                | 10/5/2021    |                            | 68.5                  | <0.16      | <0.33        | <0.47       | <0.67      | <0.32     | <0.51       | NM             | NM     | NM   | NM                   | NM           | NM       | NM                     | NM           | NM                | NM      | NM                  |
| MWBD-1DD               | 6/20/2018    |                            | <0.31                 | <0.49      | <0.33        | <0.98       | <0.67      | <0.32     | <0.51       | NM             | NM     | NM   | NM                   | NM           | NM       | NM                     | NM           | NM                | NM      | NM                  |
| MWBD-1DD               | 10/10/2018   |                            | <0.31                 | <0.49      | <0.33        | <0.98       | <0.67      | <0.32     | <0.51       | NM             | NM     | NM   | NM                   | NM           | NM       | NM                     | NM           | NM                | NM      | NM                  |
| MWBD-1DD               | 6/6/2019     |                            | <0.31                 | <0.49      | <0.33        | <0.98       | <0.67      | <0.32     | <0.51       | NM             | NM     | NM   | NM                   | NM           | NM       | NM                     | NM           | NM                | NM      | NM                  |
| MWBD-1DD               | 10/2/2019    |                            | <0.31                 | <0.16      | <0.33        | <0.47       | <0.67      | <0.32     | <0.51       | 0.76           | -136.5 | 8.2  | 914                  | NM           | 7.78     | NM                     | NM           | NM                | NM      | NM                  |
| Trip Blank             | 10/5/2016    |                            | <0.40                 | <0.39      | <0.39        | <1.2        | <0.84      | <0.48     | <0.42       | NM             | NM     | NM   | NM                   | NM           | NM       | NM                     | NM           | NM                | NM      | NM                  |
| Trip Blank             | 6/5/2019     |                            | <0.31                 | <0.49      | <0.33        | <0.98       | <0.67      | <0.32     | <0.51       | NM             | NM     | NM   | NM                   | NM           | NM       | NM                     | NM           | NM                | NM      | NM                  |
| Trip Blank 1           | 6/6/2019     |                            | <0.31                 | <0.49      | <0.33        | <0.98       | <0.67      | <0.32     | <0.51       | NM             | NM     | NM   | NM                   | NM           | NM       | NM                     | NM           | NM                | NM      | NM                  |
| Trip Blank 2           | 6/6/2019     |                            | <0.31                 | <0.49      | <0.33        | <0.98       | <0.67      | <0.32     | <0.51       | NM             | NM     | NM   | NM                   | NM           | NM       | NM                     | NM           | NM                | NM      | NM                  |
| Trip Blank 1           | 10/3/2019    |                            | <0.31                 | <0.16      | <0.33        | <0.47       | <0.67      | <0.32     | <0.51       | NM             | NM     | NM   | NM                   | NM           | NM       | NM                     | NM           | NM                | NM      | NM                  |
| Trip Blank 2           | 10/3/2019    |                            | <0.31                 | <0.16      | <0.33        | <0.47       | <0.67      | <0.32     | <0.51       | NM             | NM     | NM   | NM                   | NM           | NM       | NM                     | NM           | NM                | NM      | NM                  |
| Trip Blank             | 5/28/2020    |                            | <0.31                 | <0.16      | <0.33        | <0.47       | <0.67      | <0.32     | <0.51       | NM             | NM     | NM   | NM                   | NM           | NM       | NM                     | NM           | NM                | NM      | NM                  |
| Trip Blank             | 10/7/2020    |                            | <0.31                 | <0.16      | <0.33        | <0.47       | <0.67      | <0.32     | <0.51       | NM             | NM     | NM   | NM                   | NM           | NM       | NM                     | NM           | NM                | NM      | NM                  |
| Trip Blank             | 5/27/2021    |                            | <0.14                 | <0.16      | <0.33        | <0.47       | <0.67      | <0.32     | <0.51       | NM             | NM     | NM   | NM                   | NM           | NM       | NM                     | NM           | NM                | NM      | NM                  |
| Trip Blank             | 5/27/2021    |                            | <0.14                 | <0.16      | <0.33        | <0.47       | <0.67      | <0.32     | <0.51       | NM             | NM     | NM   | NM                   | NM           | NM       | NM                     | NM           | NM                | NM      | NM                  |

**Table 6**  
**Groundwater Analytical Results - Barge Dock**  
 Former Amoco Terminal  
 Superior, Wisconsin

| Sample ID   | Date Sampled | Duplicate (D) or Split (S) | Analytical Parameters |            |              |             |            |           |             | Bio-Parameters |       |      |                      |              |          |                        |              |                   |         |                     |  |
|---|--------------|----------------------------|-----------------------|------------|--------------|-------------|------------|-----------|-------------|----------------|-------|------|----------------------|--------------|----------|------------------------|--------------|-------------------|---------|---------------------|--|
|   |              |                            | Benzene               | Toluene    | Ethylbenzene | Xylenes     | Total TMBs | MTBE      | Naphthalene | DO             | REDOX | Temp | Specific Conductance | Conductivity | pH       | Alkalinity (ppm CaCO3) | Soluble Iron | Soluble Manganese | Sulfate | Nitrate and Nitrite |  |
|   |              |                            | µg/L                  | µg/L       | µg/L         | µg/L        | µg/L       | µg/L      | µg/L        | ppm            | mV    | °C   | µs/cm                | µmhos/cm     | pH units |                        | ppm          | ppm               | ppm     | ppm                 |  |
| <b>NR 140 ES--&gt;</b>  |              |                            | <b>5</b>              | <b>800</b> | <b>700</b>   | <b>2000</b> | <b>480</b> | <b>60</b> | <b>100</b>  | --             | --    | -    | --                   | --           | --       | --                     | --           | --                | --      | --                  |  |
| <p>&lt; ..... = The compound was not detected at or above the indicated method detection limit. Unlisted detection limit concentrations were unavailable</p> <p>µg/L ..... = micrograms per liter (equivalent to parts per billion)</p> <p>µmhos/cm ..... = micromhos per centimeter</p> <p>ABC MW-6 ..... = Indicates a well owned by ABC Rail Corporation (data obtained from WDNR files)</p> <p>°C ..... = Degrees Celsius</p> <p>D ..... = Duplicate sample</p> <p>DO ..... = Dissolved Oxygen</p> <p>DRO ..... = Diesel Range Organics</p> <p>FP ..... = The well was not sampled due to the presence of free product</p> <p>GRO ..... = Gasoline Range Organics</p> <p>MTBE ..... = Methyl Tertiary-Butyl Ether</p> <p>mV ..... = millivolts</p> <p>NA ..... = Not Analyzed for indicated parameter</p> <p>NM ..... = Not Measured</p> <p>NR 140 ES ..... = Wisconsin Administrative Code Chapter NR 140 Enforcement Standard</p> <p>NS ..... = Not Sampled</p> <p>ppm ..... = parts per million</p> <p>REDOX ..... = Reduction/Oxidation</p> <p>TMBs ..... = Trimethylbenzenes</p> <p><b>"BOLD TYPE"</b> ..... = The indicated concentration exceeds the NR 140 ES</p> |              |                            |                       |            |              |             |            |           |             |                |       |      |                      |              |          |                        |              |                   |         |                     |  |

**Table 7**  
**Phase II System LNAPL Recovery Summary**  
Former Amoco Terminal  
Superior, WI

| Superior Barge Dock Product Skimming System - Phase II<br>5 LNAPL Skimming Wells on C. Reiss property<br>Product Recovery Table |                       |             |            | Tank Dimensions/Volume Calculation (depth meas. from top of hori. cylindrical tank)  |                          |                |                  |                     |                       |                     |               |                 |                          |                   |  |  |                                 |                                |                              |                                     |  |  | Notes                                  |  |  |
|---|-----------------------|-------------|------------|--|--------------------------|----------------|------------------|---------------------|-----------------------|---------------------|---------------|-----------------|--------------------------|-------------------|--|--|---------------------------------|--------------------------------|------------------------------|-------------------------------------|--|--|--|--|--|
| Operational Time  |                       |             |            | Diameter of tank = 8.00 feet      Depth of tank from top of bung = 8.08 feet<br>Length of tank = 18.67 feet      Depth of bung = 0.08 feet<br>Full Volume of tank = 7,019 gallons      95% full volume of tank = 6,668 gallons |                          |                |                  |                     |                       |                     |               |                 |                          |                   |  |  |                                 |                                |                              |                                     |  |  |  |  |  |
| Date/Time   | Calendar Period hours | Total hours | Total days | Panel Hour Meter total hours   | Panel Meter period hours | Dial hour hand | Dial minute hand | Dial total (inches) | Depth to Product (ft) | Depth to Water (ft) | Water Tx (ft) | Product Tx (ft) | Total Fluid Volume (gal) | 95% Tank full (%) | Period Estimated # of days until tank full (95%) | Cumulative Estimated # of days until tank full (95%) | Current Tank Water Volume (gal) | Current Tank Free Volume (gal) | Period Water recovered (gal) | Period Free Product recovered (gal) | Period Water recovery rate (gallons / day) | Period Product recovery rate (gallons / day) | Cumulative Product recovered (gallons) | Cumulative Water recovery rate (gallons / day) | Cumulative Product recovery rate (gallons / day) |
| 6/19/12 16:00   | System startup        |             |            |  |                          |                |                  |                     |                       |                     |               |                 |                          |                   |  |  |                                 |                                |                              |                                     |  |  |  |  |  |
| 6/20/12 10:00   | 18.00                 | 18.0        | 0.8        |  |                          | 9              | 0.0              | 9                   | 7.13                  | 8.00                | 0.08          | 0.87            | 470                      | 7.0%              | 10.2   | 10.2   | 12                              | 458                            | 11.9                         | 457.9                               | 15.8                                       | 610.6  | 458                                    | 15.8   | 610.6  |
| 6/20/12 15:24   | 5.40                  | 23.4        | 1.0        |  |                          | 11             | 0.0              | 11                  | 6.90                  | 7.90                | 0.18          | 1.00            | 644                      | 9.7%              | 9.3  | 9.7  | 40                              | 604                            | 28.1                         | 146.4                               | 124.7                                      | 650.6  | 604                                    | 41.0   | 619.8  |
| 6/21/12 10:45   | 19.35                 | 42.8        | 1.8        |  |                          | 1              | 7.0              | 19                  | 6.30                  | 7.58                | 0.50          | 1.28            | 1,163                    | 17.4%             | 11.8   | 10.0   | 183                             | 981                            | 142.7                        | 376.4                               | 177.0                                      | 466.9  | 981                                    | 102.5  | 550.6  |
| 6/21/12 14:45   | 4.00                  | 46.8        | 1.9        |  |                          | 1              | 8.0              | 20                  | 6.20                  | 7.52                | 0.56          | 1.32            | 1,257                    | 18.9%             | 14.9   | 10.1   | 216                             | 1,041                          | 33.3                         | 60.5                                | 200.0                                      | 363.0  | 1,041                                  | 110.9  | 534.5  |
| 6/21/12 16:20   | 1.58                  | 48.3        | 2.0        |  |                          | 1              | 8.5              | 20.5                | 6.16                  | 7.49                | 0.59          | 1.33            | 1,295                    | 19.4%             | 17.1   | 10.2   | 233                             | 1,062                          | 17.3                         | 20.7                                | 262.4                                      | 314.0  | 1,062                                  | 115.8  | 527.3  |
| 6/22/12 9:30  | 17.17                 | 65.5        | 2.7        |  |                          | 1              | 11.0             | 23                  | 5.97                  | 7.49                | 0.59          | 1.52            | 1,479                    | 22.2%             | 20.1   | 11.4   | 233                             | 1,246                          | 0.0                          | 184.2                               | 0.0  | 257.6  | 1,246                                  | 85.5   | 456.6  |
| 6/22/12 15:50   | 6.33                  | 71.8        | 3.0        |  |                          | 1              | 11.5             | 23.5                | 5.92                  | 7.49                | 0.59          | 1.57            | 1,529                    | 22.9%             | 27.5   | 11.9   | 233                             | 1,296                          | 0.0                          | 49.4                                | 0.0  | 187.2  | 1,296                                  | 77.9   | 432.9  |
| 6/25/12 17:00   | 0.00                  | 71.8        | 3.0        |  |                          | 2              | 0.3              | 24.25               | 5.88                  | 7.49                | 0.59          | 1.61            | 1,569                    | 23.5%             | NA   | 11.4   | 233                             | 1,335                          | 0.0                          | 39.8                                | 0.0  | 0.0  | 1,335                                  | 77.9   | 446.2  |
| 6/26/12 17:00   | 24.00                 | 95.8        | 4.0        |  |                          | 2              | 6.3              | 30.25               | 5.37                  | 7.49                | 0.59          | 2.12            | 2,094                    | 31.4%             | 8.7  | 9.8  | 233                             | 1,860                          | 0.0                          | 525.0                               | 0.0  | 525.0  | 1,860                                  | 58.4   | 465.9  |
| 6/27/12 16:30   | 23.50                 | 119.3       | 5.0        |  |                          | 2              | 8.5              | 32.5                | 5.19                  | 7.61                | 0.47          | 2.42            | 2,285                    | 34.3%             | 16.6   | 10.3   | 167                             | 2,119                          | -66.6                        | 258.4                               | -68.1                                      | 263.9  | 2,119                                  | 33.5   | 426.1  |
| 6/28/12 17:00   | 24.50                 | 143.8       | 6.0        | 215.4  |                          | 2              | 10.0             | 34                  | 5.12                  | 8.04                | 0.04          | 2.92            | 2,361                    | 35.4%             | 18.5   | 11.0   | 4                               | 2,357                          | -162.4                       | 237.8                               | -159.1                                     | 232.9  | 2,357                                  | 0.7  | 393.2  |
| 6/29/12 15:46   | 22.77                 | 166.6       | 6.9        | 235.2  |                          | 2              | 11.5             | 35.5                | 4.90                  | 8.04                | 0.04          | 3.14            | 2,600                    | 39.0%             | 16.2   | 10.9   | 4                               | 2,596                          | 0.0                          | 239.0                               | 0.0  | 251.9  | 2,596                                  | 0.6  | 373.9  |
| 7/2/12 9:20   | 65.57                 | 232.2       | 9.7        | 300.8  |                          | 3              | 6.0              | 42                  | 4.36                  | 8.04                | 0.04          | 3.68            | 3,197                    | 47.9%             | 15.9   | 10.5   | 4                               | 3,192                          | 0.0                          | 597.0                               | 0.0  | 218.5  | 3,192                                  | 0.4  | 330.0  |
| 7/2/12 14:00  | 4.67                  | 236.8       | 9.9        | 300.8  |                          | 3              | 6.8              | 42.75               | 4.30                  | 8.04                | 0.04          | 3.74            | 3,264                    | 48.9%             | 9.9  | 10.3   | 4                               | 3,259                          | 0.0                          | 66.9                                | 0.0  | 344.0  | 3,259                                  | 0.4  | 330.3  |
| 7/3/12 10:21  | 20.35                 | 257.2       | 10.7       | 325.7  |                          | 3              | 8.5              | 44.5                | 4.17                  | 8.04                | 0.04          | 3.87            | 3,409                    | 51.1%             | 19.0   | 10.3   | 4                               | 3,404                          | 0.0                          | 145.1                               | 0.0  | 171.1  | 3,404                                  | 0.4  | 317.7  |
| 7/3/12 15:26  | 5.08                  | 262.3       | 10.9       | 330.8  |                          | 3              | 9.0              | 45                  | 4.11                  | 8.04                | 0.04          | 3.93            | 3,476                    | 52.1%             | 10.1   | 10.1   | 4                               | 3,471                          | 0.0                          | 67.0                                | 0.0  | 316.4  | 3,471                                  | 0.4  | 317.7  |
| 7/5/12 10:00  | 42.57                 | 304.8       | 12.7       |  |                          | 4              | 0.8              | 48.75               | 3.81                  | 8.04                | 0.04          | 4.23            | 3,811                    | 57.1%             | 15.1   | 9.5  | 4                               | 3,806                          | 0.0                          | 334.9                               | 0.0  | 188.8  | 3,806                                  | 0.3  | 299.7  |
| 7/5/12 17:05  | 7.08                  | 311.9       | 13.0       |  |                          | 4              | 1.5              | 49.5                | 3.75                  | 8.04                | 0.04          | 4.29            | 3,877                    | 58.1%             | 12.3   | 9.4  | 4                               | 3,873                          | 0.0                          | 66.8                                | 0.0  | 226.4  | 3,873                                  | 0.3  | 298.0  |
| 7/6/12 8:12   | 15.12                 | 327.0       | 13.6       | 395.6  |                          | 4              | 2.5              | 50.5                | 3.66                  | 8.04                | 0.04          | 4.38            | 3,977                    | 59.6%             | 16.9   | 9.2  | 4                               | 3,973                          | 0.0                          | 100.1                               | 0.0  | 158.9  | 3,973                                  | 0.3  | 291.6  |
| 7/6/12 15:16  | 7.07                  | 334.1       | 13.9       | 402.7  |                          | 4              | 3.0              | 51                  | 3.60                  | 8.04                | 0.04          | 4.44            | 4,044                    | 60.6%             | 11.6   | 9.0  | 4                               | 4,040                          | 0.0                          | 66.6                                | 0.0  | 226.2  | 4,040                                  | 0.3  | 290.2  |
| 7/9/12 10:00  | 66.73                 | 400.8       | 16.7       |  |                          | 4              | 8.5              | 56.5                | 3.15                  | 8.04                | 0.04          | 4.89            | 4,539                    | 68.1%             | 12.0   | 7.8  | 4                               | 4,534                          | 0.0                          | 494.5                               | 0.0  | 177.8  | 4,534                                  | 0.3  | 271.5  |
| 7/9/12 15:00  | 5.00                  | 405.8       | 16.9       |  |                          | 4              | 9.0              | 57                  | 3.10                  | 8.04                | 0.04          | 4.94            | 4,593                    | 68.9%             | 8.0  | 7.6  | 4                               | 4,589                          | 0.0                          | 54.2                                | 0.0  | 260.3  | 4,589                                  | 0.2  | 271.4  |
| 7/10/12 9:05  | 18.08                 | 423.9       | 17.7       | 492.5  |                          | 4              | 10.3             | 58.25               | 3.00                  | 8.04                | 0.04          | 5.04            | 4,701                    | 70.5%             | 13.7   | 7.4  | 4                               | 4,697                          | 0.0                          | 107.9                               | 0.0  | 143.2  | 4,697                                  | 0.2  | 265.9  |
| 7/10/12 16:14   | 7.15                  | 431.1       | 18.0       | 499.5  |                          | 4              | 11.0             | 59                  | 2.95                  | 8.04                | 0.04          | 5.09            | 4,754                    | 71.3%             | 10.6   | 7.2  | 4                               | 4,750                          | 0.0                          | 53.7                                | 0.0  | 180.2  | 4,750                                  | 0.2  | 264.5  |
| 7/11/12 8:50  | 16.60                 | 447.7       | 18.7       |  |                          | 5              | 0.0              | 5                   | 2.84                  | 8.04                | 0.04          | 5.20            | 4,872                    | 73.1%             | 10.6   | 6.9  | 4                               | 4,868                          | 0.0                          | 117.4                               | 0.0  | 169.7  | 4,868                                  | 0.2  | 261.0  |
| 7/11/12 15:40   | 6.83                  | 454.5       | 18.9       | 523.0  |                          | 5              | 1.0              | 61                  | 2.78                  | 8.04                | 0.04          | 5.26            | 4,935                    | 74.0%             | 7.8  | 6.7  | 4                               | 4,931                          | 0.0                          | 63.6                                | 0.0  | 223.2  | 4,931                                  | 0.2  | 260.4  |
| 7/12/12 8:15  | 16.58                 | 471.1       | 19.6       | 539.7  |                          | 5              | 2.0              | 62                  | 2.69                  | 8.04                | 0.04          | 5.35            | 5,030                    | 75.4%             | 12.0   | 6.4  | 4                               | 5,026                          | 0.0                          | 94.7                                | 0.0  | 137.0  | 5,026                                  | 0.2  | 256.0  |
| 7/12/12 15:00   | 6.75                  | 477.8       | 19.9       | 546.4  |                          | 5              | 2.5              | 62.5                | 2.63                  | 8.04                | 0.04          | 5.41            | 5,093                    | 76.4%             | 7.1  | 6.2  | 4                               | 5,088                          | 0.0                          | 62.7                                | 0.0  | 222.8  | 5,088                                  | 0.2  | 255.6  |
| 7/13/12 15:15   | 24.25                 | 502.1       | 20.9       | 570.7  |                          | 5              | 4.5              | 64.5                | 2.48                  | 8.04                | 0.04          | 5.56            | 5,248                    | 78.7%             | 9.3  | 5.7  | 4                               | 5,243                          | 0.0                          | 154.9                               | 0.0  | 153.3  | 5,243                                  | 0.2  | 250.6  |
| 7/17/12 8:45  | 89.50                 | 591.6       | 24.6       |  |                          | 5              | 11.3             | 71.25               | 1.90                  | 8.04                | 0.04          | 6.14            | 5,818                    | 87.2%             | 5.6  | 3.6  | 4                               | 5,813                          | 0.0                          | 570.2                               | 0.0  | 152.9  | 5,813                                  | 0.2  | 235.8  |
| 7/18/12 8:20  | 23.58                 | 615.2       | 25.6       | 683.9  |                          | 6              | 1.0              | 73                  | 1.75                  | 8.04                | 0.04          | 6.29            | 5,956                    | 89.3%             | 5.1  | 3.1  | 4                               | 5,952                          | 0.0                          | 138.4                               | 0.0  | 140.8  | 5,952                                  | 0.2  | 232.2  |
| 7/18/12 15:42   | 7.37                  | 622.5       | 25.9       | 691.2  |                          | 6              | 1.5              | 73.5                | 1.70                  | 8.04                | 0.04          | 6.34            | 6,001                    | 90.0%             | 4.5  | 2.9  | 4                               | 5,997                          | 0.0                          | 45.1                                | 0.0  | 147.1  | 5,997                                  | 0.2  | 231.2  |
| 7/19/12 9:03  | 17.35                 | 639.9       | 26.7       | 708.6  |                          | 6              | 3.0              | 75                  | 1.60                  | 8.04                | 0.04          | 6.44            | 6,090                    | 91.3%             | 4.7  | 2.5  | 4                               | 6,086                          | 0.0                          | 88.7                                | 0.0  | 122.7  | 6,086                                  | 0.2  | 228.3  |
| 7/19/12 15:40   | 6.62                  | 646.5       | 26.9       | 715.2  |                          | 6              | 3.5              | 75.5                | 1.54                  | 8.04                | 0.04          | 6.50            | 6,142                    | 92.1%             | 2.8  | 2.3  | 4                               | 6,138                          | 0.0                          | 52.2                                | 0.0  | 189.3  | 6,138                                  | 0.2  | 227.9  |
| 7/20/12 8:30  | 16.83                 | 663.3       | 27.6       | 731.9  |                          | 6              | 5.0              | 77                  | 1.44                  | 8.04                | 0.04          | 6.60            | 6,227                    | 93.4%             | 3.6  | 2.0  | 4                               | 6,223                          | 0.0                          | 85.1                                | 0.0  | 121.4  | 6,223                                  | 0.2  | 225.2  |
| 7/20/12 15:25   | 6.92                  | 670.2       | 27.9       | 738.8  |                          | 6              | 5.5              | 77.5                | 1.38                  | 8.04                | 0.04          | 6.66            | 6,277                    | 94.1%             | 2.3  | 1.7  | 4                               | 6,273                          | 0.0                          | 49.9                                | 0.0  | 173.2  | 6,273                                  | 0.2  | 224.6  |
| 7/22/12 15:15   | 47.83                 | 718.1       | 29.9       | 786.7  |                          | 6              | 10.0             | 82                  | 1.00                  | 8.04                | 0.04          | 7.04            | 6,570                    | 98.5%             | 0.7  | 0.4  | 4                               | 6,566                          | 0.0                          | 293.0                               | 0.0  | 147.0  | 6,566                                  | 0.1  | 219.4  |
| 7/23/12 9:30  | 18.25                 | 736.3       | 30.7       | 805.0  |                          | 6              | 11.5             | 83.5                | 0.85                  | 8.04                | 0.04          | 7.19            | 6,673                    | 100.1%            | 0.0  | 0.0  | 4                               | 6,669                          | 0.0                          | 103.0                               | 0.0  | 135.4  | 6,669                                  | 0.1  | 217.4  |
| 7/24/2012 12:00   | 0.00                  | 736.3       | 30.7       |  |                          | 0              | 0.0              | 0                   | 8                     | 8.07                | 0.01          | 0.07            | 12                       | 0%                | NA   | NA   | 0.5                             | 11                             | 0.0                          | 0.0                                 | 0.0  | 0.0  | 6,669                                  | 0.01716  | 217.4  |
| 7/24/12 14:30   | 2.50                  | 738.8       | 30.8       |  |                          | 0              | 2.5              | 2.5                 | 7.70                  | 8.04                | 0.04          | 0.34            | 122                      | 1.8%              | 6.4  | 29.7   | 4                               | 117                            | 3.7                          | 106.0                               | 35.3                                       | 1017.7                                       | 6,786                                  | 0.1  | 220.4  |
| 7/25/12 8:45  | 18.25                 | 757.1       | 31.5       |  |                          | 0              | 4.5              | 4.5                 | 7.54                  | 8.04                | 0.04          | 0.50            | 205                      | 3.1%              | 59.2   | 29.7   | 4                               | 200                            | 0.0                          | 83.1                                | 0.0  | 109.3  | 6,869                                  | 0.1  | 217.8  |
| 7/26/12 10:05   | 25.33                 | 782.4       | 32.6       |  |                          | 0              | 6.5              | 6.5                 | 7.34                  | 8.04                | 0.04          | 0.70            | 326                      | 4.9%              | 55.3   | 29.6   | 4                               | 322                            | 0.0                          | 121.1                               | 0.0  | 114.7  | 6,990                                  | 0.1  | 214.4  |
| 7/28/12 12:55   | 50.83                 | 833.3       | 34.7       | 876.2  |                          | 0              | 10.5             | 10.5                | 7.04                  | 8.04                | 0.04          | 1.00            | 536                      | 8.0%              | 61.7   | 29.6   | 4                               | 532                            | 0.0                          | 210.4                               | 0.0  | 99.3   | 7,201                                  | 0.1  | 207.4  |
| 7/30/12 10:30   | 45.58                 | 879.0       | 36.6       | 921.9  | 45.7                     | 1              | 1.5              | 13.5                | 6.78                  | 8.04                | 0.04          | 1.26            | 741                      | 11.1%             | 55.0   | 29.3   | 4                               | 737                            | 0.0                          | 205.1                               | 0.0  | 107.7  | 7,406                                  | 0.1  | 202.2  |
| 7/31/12 10:30   | 24.00                 | 903.0       | 37.6       | 945.9  | 24.0                     | 1              | 3.0              | 15                  | 6.64                  | 8.04                | 0.04          | 1.40            | 859                      | 12.9%             | 49.3   | 29.0   | 4                               | 855                            | 0.0                          | 117.8                               | 0.0  | 117.8  | 7,524                                  | 0.1  | 200.0  |
| 8/1/12 8:30   | 22.00                 | 924.9       | 38.5       | 967.8  | 21.9                     | 1              | 4.0              | 16                  | 6.53                  | 8.04                | 0.04          | 1.51            | 955                      | 14.3%             | 54.4   | 28.9   | 4                               | 951                            | 0.0                          | 95.8                                | 0.0  | 105.0  | 7,620                                  | 0.1  | 197.7  |
| 8/2/12 9:35   | 25.08                 | 950.1       | 39.6       | 993.0  | 25.2                     | 1              | 5.5              | 17.5                | 6.40                  | 8.04                | 0.04          | 1.64            | 1,071                    | 16.1%             | 50.4   | 28.6   | 4                               | 1,067                          | 0.0                          | 116.6                               | 0.0  | 111.0  | 7,736                                  | 0.1  | 195.4  |
| 8/3/12 8:15   | 22.67                 | 972.6       | 40.5       | 1015.5   | 22.5                     | 1              | 7.0              | 19                  | 6.30                  | 8.04                | 0.04          | 1.74            | 1,163                    | 17.4%             | 56.1   | 28.5   | 4                               | 1,159                          | 0.0                          | 92.0                                | 0.0  | 98.1   | 7,828                                  | 0.1  | 193.2  |
| 8/5/12 10:20  | 50.08                 | 1,022.4     | 42.6       | 1065.3   | 49.8                     | 1              | 9.8              | 21.75               | 6.09                  | 8.04                | 0.04          | 1.95            | 1,362                    | 20.4%             | 55.3   | 28.2   | 4                               | 1,358                          | 0.0                          | 199.1                               | 0.0  | 95.9   | 8,027                                  | 0.1  | 188.4  |
| 8/8/12 6:55   | 68.                   |             |            |  |                          |                |                  |                     |                       |                     |               |                 |                          |                   |  |  |                                 |                                |                              |                                     |  |  |  |  |  |



**Table 7**  
**Phase II System LNAPL Recovery Summary**  
 Former Amoco Terminal  
 Superior, WI

| Superior Barge Dock Product Skimming System - Phase II |                       |             |            |                              |           |             |                     |                       |                     | Tank Dimensions/Volume Calculation (depth meas. from top of hori. cylindrical tank) |                 |                          |                   |  |  |                                 |                                |                              |                                     |  |  |  |  |  |       |   |
|--|-----------------------|-------------|------------|------------------------------|-----------|-------------|---------------------|-----------------------|---------------------|---|-----------------|--------------------------|-------------------|--|--|---------------------------------|--------------------------------|------------------------------|-------------------------------------|--|--|--|--|--|-------|---|
| 5 LNAPL Skimming Wells on C. Reiss property            |                       |             |            |                              |           |             |                     |                       |                     | Diameter of tank = 8.00 feet  |                 |                          |                   |  |  |                                 |                                |                              |                                     | Depth of tank from top of bung = 8.08 feet |  |  |  |  |       |   |
| Product Recovery Table                                 |                       |             |            |                              |           |             |                     |                       |                     | Length of tank = 18.67 feet   |                 |                          |                   |  |  |                                 |                                |                              |                                     | Depth of bung = 0.08 feet                  |  |  |  |  |       |   |
|  |                       |             |            |                              |           |             |                     |                       |                     | Full Volume of tank = 7,019 gallons   |                 |                          |                   |  |  |                                 |                                |                              |                                     | 95% full volume of tank = 6,668 gallons    |  |  |  |  |       |   |
| Date/Time  | Operational Time      |             |            |                              | Dial hour | Dial minute | Dial total (inches) | Depth to Product (ft) | Depth to Water (ft) | Water Tx (ft)   | Product Tx (ft) | Total Fluid Volume (gal) | 95% Tank full (%) | Period Estimated # of days until tank full (95%) | Cumulative Estimated # of days until tank full (95%) | Current Tank Water Volume (gal) | Current Tank Free Volume (gal) | Period Water recovered (gal) | Period Free Product recovered (gal) | Period Water recovery rate (gallons / day) | Period Product recovery rate (gallons / day) | Cumulative Product recovered (gallons) | Cumulative Water recovery rate (gallons / day) | Cumulative Product recovery rate (gallons / day) | Notes |   |
|  | Calendar Period hours | Total hours | Total days | Panel Hour Meter total hours |           |             |                     |                       |                     |   |                 |                          |                   |  |  |                                 |                                |                              |                                     |  |  |  |  |  |       |   |
| 9/17/12 12:30  | 69.42                 | 2,033.0     | 86.5       | 2075.9                       | 69.6      | 5           | 0.5                 | 60.5                  | 2.85                | 7.82  | 0.26            | 4.97                     | 4.861             | 72.9%  | 32.7   | 13.6                            | 69                             | 4,792                        | 0.0                                 | 160.4                                      | 0.0  | 55.3                                   | 11,461   | 0.8  | 132.5 |   |
| 9/18/12 8:25   | 19.92                 | 2,052.7     | 87.3       | 2095.6                       | 19.7      | 5           | 1.0                 | 61                    | 2.82                | 7.82  | 0.26            | 5.00                     | 4,893             | 73.4%  | 45.8   | 13.5                            | 69                             | 4,824                        | 0.0                                 | 31.8                                       | 0.0  | 38.8                                   | 11,493   | 0.8  | 131.6 | System shut down for recharge testing from 8:25am on 9-18-12 to 9:55 on 9-19-12 |
| 9/20/12 8:10   | 47.75                 | 2,100.5     | 89.3       | 2143.4                       | 47.8      | 5           | 2.5                 | 62.5                  | 2.66                | 7.75  | 0.33            | 5.09                     | 5,061             | 75.9%  | 23.0   | 12.3                            | 99                             | 4,963                        | 29.5                                | 138.9                                      | 14.8   | 69.8                                   | 11,632   | 1.1  | 130.2 |   |
| 9/21/12 12:05  | 27.92                 | 2,128.4     | 90.5       | 2171.3                       | 27.9      | 5           | 3.5                 | 63.5                  | 2.60                | 7.74  | 0.34            | 5.14                     | 5,124             | 76.8%  | 31.0   | 12.0                            | 103                            | 5,021                        | 4.5                                 | 58.0                                       | 3.8  | 49.9                                   | 11,690   | 1.1  | 129.2 |   |
| 9/25/12 15:45  | 99.67                 | 2,228.0     | 94.6       | 2270.9                       | 99.6      | 5           | 6.0                 | 66                    | 2.38                | 7.74  | 0.34            | 5.36                     | 5,349             | 80.2%  | 24.3   | 10.5                            | 103                            | 5,246                        | 0.0                                 | 225.5                                      | 0.0  | 54.3                                   | 11,915   | 1.0891   | 125.9 |   |
| 9/26/12 12:45  | 21.00                 | 2,249.2     | 95.5       | 2292.1                       | 21.2      | 5           | 6.5                 | 66.5                  | 2.33                | 7.74  | 0.34            | 5.41                     | 5,400             | 81.0%  | 22.2   | 10.1                            | 103                            | 5,297                        | 0.0                                 | 50.4                                       | 0.0  | 57.0                                   | 11,966   | 1.07903  | 125.3 |   |
| 9/27/12 10:55  | 22.17                 | 2,271.3     | 96.4       | 2314.2                       | 22.1      | 5           | 7.0                 | 67                    | 2.29                | 7.74  | 0.34            | 5.45                     | 5,440             | 81.6%  | 28.2   | 9.9                             | 103                            | 5,337                        | 0.0                                 | 40.1                                       | 0.0  | 43.5                                   | 12,006   | 1.06872  | 124.5 |   |
| 9/28/12 13:10  | 26.25                 | 2,297.4     | 97.5       | 2340.3                       | 26.1      | 5           | 7.8                 | 67.75                 | 2.22                | 7.73  | 0.35            | 5.51                     | 5,509             | 82.6%  | 19.4   | 9.4                             | 108                            | 5,402                        | 4.5                                 | 65.0                                       | 4.2  | 59.8                                   | 12,071   | 1.10334  | 123.8 |   |
| 10/2/12 9:30   | 92.33                 | 2,389.8     | 101.4      | 2432.7                       | 92.4      | 5           | 10.5                | 70.5                  | 1.99                | 7.70  | 0.38            | 5.71                     | 5,733             | 86.0%  | 17.2   | 7.7                             | 122                            | 5,611                        | 14.0                                | 209.4                                      | 3.6  | 54.4                                   | 12,280   | 1.1994   | 121.1 |   |
| 10/3/12 15:30  | 30.00                 | 2,419.8     | 102.6      | 2462.7                       | 30.0      | 5           | 11.3                | 71.25                 | 1.92                | 7.70  | 0.38            | 5.78                     | 5,799             | 87.0%  | 16.4   | 7.2                             | 122                            | 5,677                        | 0.0                                 | 66.2                                       | 0.0  | 53.0                                   | 12,346   | 1.18479  | 120.3 |   |
| 10/4/12 15:18  | 23.80                 | 2,443.6     | 103.6      | 2486.5                       | 23.8      | 6           | 0.0                 | 6                     | 1.87                | 7.70  | 0.38            | 5.83                     | 5,846             | 87.7%  | 17.4   | 6.9                             | 122                            | 5,724                        | 0.0                                 | 46.8                                       | 0.0  | 47.2                                   | 12,393   | 1.17345  | 119.6 |   |
| 10/5/12 11:30  | 20.20                 | 2,463.9     | 104.5      | 2506.8                       | 20.3      | 6           | 0.5                 | 72.5                  | 1.83                | 7.70  | 0.38            | 5.87                     | 5,883             | 88.2%  | 17.9   | 6.6                             | 122                            | 5,761                        | 0.0                                 | 37.1                                       | 0.0  | 43.9                                   | 12,430   | 1.16394  | 119.0 |   |
| 10/8/12 9:40   | 70.17                 | 2,534.0     | 107.4      | 2576.9                       | 70.1      | 6           | 2.0                 | 74                    | 1.69                | 7.70  | 0.38            | 6.01                     | 6,010             | 90.1%  | 15.1   | 5.6                             | 122                            | 5,889                        | 0.0                                 | 127.4                                      | 0.0  | 43.6                                   | 12,557   | 1.13228  | 117.0 |   |
| 10/9/12 10:00  | 24.33                 | 2,558.3     | 108.4      | 2601.2                       | 24.3      | 6           | 3.0                 | 75                    | 1.63                | 7.70  | 0.38            | 6.07                     | 6,064             | 90.9%  | 11.5   | 5.2                             | 122                            | 5,942                        | 0.0                                 | 53.4                                       | 0.0  | 52.7                                   | 12,611   | 1.1217   | 116.4 |   |
| 10/10/12 15:15   | 29.25                 | 2,587.6     | 109.6      | 2630.5                       | 29.3      | 6           | 3.8                 | 75.75                 | 1.56                | 7.69  | 0.39            | 6.13                     | 6,125             | 91.8%  | 11.7   | 4.7                             | 126                            | 6,098                        | 4.8                                 | 56.5                                       | 3.9  | 46.3                                   | 12,667   | 1.15283  | 115.6 |   |
| 10/11/12 15:00   | 23.75                 | 2,611.6     | 110.6      | 2654.5                       | 24.0      | 6           | 4.5                 | 76.5                  | 1.5                 | 7.69  | 0.39            | 6.19                     | 6,176             | 92.6%  | 9.5  | 4.3                             | 126                            | 6,050                        | 0.0                                 | 51.6                                       | 0.0  | 51.6                                   | 12,719   | 1.14241  | 115.0 |   |
| 10/12/12 11:25   | 20.42                 | 2,632.1     | 111.5      | 2675.0                       | 20.5      | 6           | 5.0                 | 77                    | 1.45                | 7.69  | 0.39            | 6.24                     | 6,219             | 93.3%  | 9.1  | 3.9                             | 126                            | 6,092                        | 0.0                                 | 42.4                                       | 0.0  | 49.6                                   | 12,761   | 1.13365  | 114.5 |   |
| 10/15/12 11:45   | 72.33                 | 2,704.6     | 114.5      | 2747.5                       | 72.5      | 6           | 7.5                 | 79.5                  | 1.25                | 7.69  | 0.39            | 6.44                     | 6,382             | 95.7%  | 5.3  | 2.5                             | 126                            | 6,256                        | 0.0                                 | 163.2                                      | 0.0  | 54.0                                   | 12,925   | 1.10374  | 112.9 |   |
| 10/16/12 13:30   | 25.75                 | 2,729.7     | 115.5      | 2772.6                       | 25.1      | 6           | 6.3                 | 78.25                 | 1.38                | 8.04  | 0.04            | 6.66                     | 6,277             | 94.1%  | 7.0  | 3.5                             | 4                              | 6,215                        | NA                                  | NA   | NA   | NA                                     | 12,883   | NA   | NA    | Water pumped out of tank w/ pneumatic pump                                      |
| 10/17/12 9:30  | 20.00                 | 2,749.9     | 116.4      | 2792.8                       | 20.2      | 6           | 6.8                 | 78.75                 | 1.32                | 8.04  | 0.04            | 6.72                     | 6,326             | 94.9%  | 5.9  | 3.1                             | 4                              | 6,322                        | 0.0                                 | 49.0                                       | 0.0  | 58.2                                   | 12,991   | 0.03615  | 111.6 |   |
| 10/18/12 15:05   | 29.58                 | 2,779.4     | 117.6      | 2822.3                       | 29.5      | 6           | 7.5                 | 79.5                  | 1.25                | 8.04  | 0.04            | 6.79                     | 6,382             | 95.7%  | 6.3  | 2.6                             | 4                              | 6,378                        | 0.0                                 | 55.9                                       | 0.0  | 45.5                                   | 13,047   | 0.03577  | 110.9 |   |
| 10/19/12 10:14   | 19.15                 | 2,798.5     | 118.4      | 2841.4                       | 19.1      | 6           | 8.3                 | 80.25                 | 1.19                | 8.04  | 0.04            | 6.85                     | 6,429             | 96.4%  | 4.1  | 2.2                             | 4                              | 6,425                        | 0.0                                 | 46.9                                       | 0.0  | 58.9                                   | 13,094   | 0.03553  | 110.6 | System shut down on power outage for approx. 1 hour                             |
| 10/22/12 10:15   | 72.02                 | 2,868.9     | 121.3      | 2911.8                       | 70.4      | 7           | 10.5                | 94.5                  | 1                   | 8.04  | 0.04            | 7.04                     | 6,570             | 98.5%  | 2.0  | 0.9                             | 4                              | 6,566                        | 0.0                                 | 141.2                                      | 0.0  | 48.1                                   | 13,235   | 0.03467  | 109.1 |   |
| 10/23/12 1:46  | 15.52                 | 2,884.4     | 122.0      | 2927.3                       | NA        | NM          | NM                  | NM                    | 0.94                | 8.04  | 0.04            | 7.1                      | 6,612             | 99.2%  | NA   | NA                              | 4                              | 6,608                        | 0.0                                 | 42.1                                       | 0.0  | 65.2                                   | 13,277   | 0.03449  | 108.9 | System shut down on high level alarm  |
| 10/23/2012 9:20  | 7.57                  | 2,884.4     | 122.0      | 2927.3                       | 0.0       | 0           | 0.0                 | 0                     | 8.04                | 8.08  | 0               | 0.04                     | 4                 | 0%   | NA   | 61.2                            | 0.0                            | 4                            | 0.0                                 | 0.0  | 0.0  | 0.0                                    | 13,281   | 0  | 108.9 | Tank pumped out, re-started system  |
| 10/24/12 13:55   | 28.58                 | 2,912.9     | 123.2      | 2955.9                       | 28.6      | 0           | 1.0                 | 1                     | 7.82                | 8.08  | 0               | 0.26                     | 69                | 1.0%   | 121.1  | 60.9                            | 0                              | 69                           | 0.0                                 | 64.9                                       | 0.0  | 54.5                                   | 13,346   | 0  | 108.4 |   |
| 10/25/12 12:15   | 22.33                 | 2,935.0     | 124.1      | 2977.9                       | 22.0      | 0           | 2.5                 | 2.5                   | 7.74                | 8.08  | 0               | 0.34                     | 103               | 1.5%   | 177.4  | 60.9                            | 0                              | 103                          | 0.0                                 | 33.9                                       | 0.0  | 37.0                                   | 13,380   | 0  | 107.8 |   |
| 10/26/12 12:20   | 24.08                 | 2,959.2     | 125.1      | 3002.1                       | 24.2      | 3           | 0.5                 | 36.5                  | 7.64                | 8.08  | 0               | 0.44                     | 151               | 2.3%   | 136.7  | 60.7                            | 0                              | 151                          | 0.0                                 | 48.1                                       | 0.0  | 47.7                                   | 13,428   | 0  | 107.3 |   |
| 10/27/12 14:20   | 26.00                 | 2,980.8     | 126.0      | 3023.7                       | 21.6      | 4           | 25.0                | 73                    | 7.55                | 8.08  | 0               | 0.53                     | 199               | 3.0%   | 121.4  | 60.5                            | 0                              | 199                          | 0.0                                 | 48.0                                       | 0.0  | 53.3                                   | 13,476   | 0  | 107.0 |   |
| 11/2/12 9:00   | 138.67                | 3,119.4     | 131.8      | 3162.3                       | 138.6     | 9           | 0.0                 | 9                     | 7.16                | 8.00  | 0.08            | 0.84                     | 448               | 7%   | 151.4  | 59.8                            | 12                             | 436                          | 11.9                                | 237.3                                      | 2.1  | 41.1                                   | 13,713   | 0  | 104.1 |   |
| 11/6/12 9:30   | 96.50                 | 3,193.2     | 134.8      | 3236.1                       | 73.8      | 16.0        | 25.0                | 216.76                | 6.98                | 8.00  | 0.08            | 1.02                     | 582               | 9%   | 140.2  | 59.3                            | 12                             | 570                          | 0.0                                 | 133.5                                      | 0.0  | 43.4                                   | 13,847   | 0  | 102.7 | System down ~ 10 hrs due to power outage  |
| 11/14/12 14:30   | 197.00                | 3,390.7     | 143.1      | 3433.6                       | 197.5     | 1           | 4.5                 | 16.5                  | 6.53                | 7.92  | 0.16            | 1.39                     | 955               | 14%  | 133.8  | 57.6                            | 33.5                           | 921                          | 21.6                                | 351.5                                      | 2.6  | 42.7                                   | 14,198   | 0  | 99.2  | Ice in base of tank; WL @ at top of ice   |
| 11/15/12 15:05   | 24.58                 | 3,415.3     | 144.1      | 3458.2                       | 24.6      | 1           | 5.0                 | 17                    | 6.49                | 7.92  | 0.16            | 1.43                     | 990               | 15%  | 164.0  | 57.5                            | 33.5                           | 957                          | 0.0                                 | 35.5                                       | 0.0  | 34.6                                   | 14,234   | 0  | 98.8  | Ice in base of tank; WL @ at top of ice   |
| 11/21/12 9:45  | 138.67                | 3,464.9     | 146.2      | 3507.8                       | 49.6      | 1           | 7.0                 | 19                    | 6.30                | 7.89  | 0.19            | 1.59                     | 1,163             | 17%  | 69.7   | 55.9                            | 43.3                           | 1,120                        | 9.8                                 | 163.2                                      | 4.7  | 79.0                                   | 14,397   | 0  | 98.5  | Ice in base of tank; WL @ at top of ice   |
| 11/22/12 12:24   | 26.65                 | 3,490.2     | 147.2      | 3533.1                       | 25.3      | 1           | 7.8                 | 19.75                 | 6.25                | 7.88  | 0.2             | 1.63                     | 1,210             | 18%  | 133.1  | 55.6                            | 46.7                           | 1,163                        | 3.4                                 | 43.2                                       | 3.3  | 41.0                                   | 14,440   | 0  | 98.1  | Ice in base of tank; WL @ at top of ice   |
| 11/23/12 9:58  | 21.57                 | 3,511.7     | 148.1      | 3554.6                       | 21.5      | 1           | 8.3                 | 20.25                 | 6.23                | 7.94  | 0.14            | 1.71                     | 1,229             | 18%  | 127.9  | 55.6                            | 27.4                           | 1,201                        | -19.3                               | 38.1                                       | -21.5  | 42.5                                   | 14,478   | 0  | 97.8  | Ice partially melted; WL @ top of melt  |
| 11/24/12 12:50   | 26.87                 | 3,538.7     | 149.2      | 3581.6                       | 27.0      | 1           | 8.5                 | 20.5                  | 6.22                | 7.89  | 0.19            | 1.67                     | 1,238             | 19%  | NA   | 56.0                            | 43.3                           | 1,195                        | 15.9                                | -6.4                                       | 14.1   | 0.0                                    | 14,472   | 0  | 97.0  | Product line blocked by ice/slush; system turned off                            |
| 5/9/2013 11:00   | 3,982.17              | 3,542.9     | 149.4      | 3585.8                       | 4.2       | 1           | 9.5                 | 21.5                  | 6.14                | 7.90  | 0.18            | 1.76                     | 1,314             | 20%  | 11.8   | 55.0                            | 39.9                           | 1,274                        | -3.4                                | 79.4                                       | -19.2  | 453.8                                  | 14,551   | 0  | 97.4  | Spring 2013 system startup May 9  |
| 5/9/2013 15:30   | 4.50                  | 3,546.7     | 149.6      | 3589.6                       | 3.8       | 1           | 11.0                | 23                    | 5.98                | 7.90  | 0.18            | 1.92                     | 1,470             | 22%  | 5.3  | 52.9                            | 39.9                           | 1,430                        | 0.0                                 | 155.3                                      | 0.0  | 98.0                                   | 14,707   | 0  | 98.3  |   |
| 5/10/2013 9:30   | 18.00                 | 3,564.8     | 150.3      | 3607.7                       | 18.1      | 2           | 0.8                 | 24.75                 | 5.85                | 7.90  | 0.18            | 2.05                     | 1,599             | 24%  | 29.6   | 51.4                            | 39.9                           | 1,559                        | 0.0                                 | 129.0                                      | 0.0  | 171.1                                  | 14,836   | 0  | 98.7  |   |
| 5/13/2013 10:30  | 73.00                 | 3,638.7     | 153.4      | 3681.6                       | 73.9      | 2           | 5.0                 | 29                    | 5.5                 | 7.90  | 0.18            |                          |                   |  |  |                                 |                                |                              |                                     |  |  |  |  |  |       |   |

**Table 7**  
**Phase II System LNAPL Recovery Summary**  
 Former Amoco Terminal  
 Superior, WI

| Superior Barge Dock Product Skimming System - Phase II<br>5 LNAPL Skimming Wells on C. Reiss property<br>Product Recovery Table |                       |             |            | Tank Dimensions/Volume Calculation (depth meas. from top of hori. cylindrical tank) |                               |                |                  |                     |  |                     |               |                 |                          |                   |  |  |                                 |                                |                              |                                     |  |  |  |  |  |  |
|---|-----------------------|-------------|------------|---|-------------------------------|----------------|------------------|---------------------|--|---------------------|---------------|-----------------|--------------------------|-------------------|--|--|---------------------------------|--------------------------------|------------------------------|-------------------------------------|--|--|--|--|--|--|
|   |                       |             |            | Diameter of tank = 8.00 feet  |                               |                |                  |                     | Depth of tank from top of bung = 8.08 feet |                     |               |                 |                          |                   |  |  |                                 |                                |                              |                                     |  |  |  |  |  |  |
|   |                       |             |            | Length of tank = 18.67 feet   |                               |                |                  |                     | Depth of bung = 0.08 feet                  |                     |               |                 |                          |                   |  |  |                                 |                                |                              |                                     |  |  |  |  |  |  |
|   |                       |             |            | Full Volume of tank = 7,019 gallons   |                               |                |                  |                     | 95% full volume of tank = 6,668 gallons    |                     |               |                 |                          |                   |  |  |                                 |                                |                              |                                     |  |  |  |  |  |  |
| Date/Time   | Calendar Period hours | Total hours | Total days | Panel Hour Meter total hours  | Panel Hour Meter period hours | Dial hour hand | Dial minute hand | Dial total (inches) | Depth to Product (ft)                      | Depth to Water (ft) | Water Tx (ft) | Product Tx (ft) | Total Fluid Volume (gal) | 95% Tank full (%) | Period Estimated # of days until tank full (95%) | Cumulative Estimated # of days until tank full (95%) | Current Tank Water Volume (gal) | Current Tank Free Volume (gal) | Period Water recovered (gal) | Period Free Product recovered (gal) | Period Water recovery rate (gallons / day) | Period Product recovery rate (gallons / day) | Cumulative Product recovered (gallons) | Cumulative Water recovery rate (gallons / day) | Cumulative Product recovery rate (gallons / day) | Notes  |
| 9/27/2013 10:30   | 186.42                | 6,755.1     | 283.3      | 6798.0  | 186.8                         | 1              | 10.5             | 22.5                | 6.01                                       | 8.00                | 0.08          | 1.99            | 1,440                    | 22%               | 222.4  | 70.5   | 11.9                            | 1,428                          | 0.0                          | 183.0                               | 0.0  | 23.5   | 21,001                                 |  | 74.1   |  |
| 10/3/2013 15:45   | 149.25                | 6,904.1     | 289.5      | 6947.0  | 149.0                         | 2              | 0.5              | 24.5                | 5.87                                       | 8.00                | 0.08          | 2.13            | 1,579                    | 24%               | 228.3  | 69.7   | 11.9                            | 1,567                          | 0.0                          | 138.4                               | 0.0  | 22.3   | 21,139                                 |  | 73.0   |  |
| 10/10/2013 16:30  | 168.75                | 7,073.3     | 296.5      | 7116.2  | 169.2                         | 2              | 2.0              | 26                  | 5.73                                       | 8.00                | 0.08          | 2.27            | 1,720                    | 26%               | 247.1  | 69.0   | 11.9                            | 1,708                          | 0.0                          | 141.2                               | 0.0  | 20.0   | 21,280                                 |  | 71.8   | 1 pump offline   |
| 10/18/2013 11:24  | 186.90                | 7,259.7     | 304.3      | 7302.6  | 186.4                         | 2              | 3.8              | 27.75               | 5.59                                       | 8.00                | 0.08          | 2.41            | 1,863                    | 28%               | 259.8  | 68.2   | 11.9                            | 1,852                          | 0.0                          | 143.7                               | 0.0  | 18.5   | 21,424                                 |  | 70.4   | All pumps online   |
| 10/21/2013 17:15  | 77.85                 | 7,337.2     | 307.5      | 7380.1  | 77.5                          | 2              | 4.5              | 28.5                | 5.51                                       | 8.00                | 0.08          | 2.49            | 1,947                    | 29%               | 183.5  | 67.5   | 11.9                            | 1,935                          | 0.0                          | 83.1                                | 0.0  | 25.7   | 21,507                                 |  | 69.9   |  |
| 10/25/2013 15:35  | 94.33                 | 7,432.2     | 311.5      | 7475.1  | 95.0                          | 2              | 5.8              | 29.75               | 5.42                                       | 8.00                | 0.08          | 2.58            | 2,041                    | 31%               | 194.2  | 66.7   | 11.9                            | 2,029                          | 0.0                          | 94.3                                | 0.0  | 23.8   | 21,601                                 |  | 69.4   |  |
| 11/1/2013 15:15   | 167.67                | 7,599.9     | 318.5      | 7642.8  | 167.7                         | 2              | 7.5              | 31.5                | 5.26                                       | 8.00                | 0.08          | 2.74            | 2,211                    | 33%               | 183.7  | 65.2   | 11.9                            | 2,199                          | 0.0                          | 169.6                               | 0.0  | 24.3   | 21,771                                 |  | 68.4   |  |
| 11/7/2013 14:00   | 142.75                | 7,743.4     | 324.4      | 7786.3  | 143.5                         | 2              | 9.0              | 33                  | 5.15                                       | 8.00                | 0.08          | 2.85            | 2,328                    | 35%               | 220.1  | 64.3   | 11.9                            | 2,317                          | 0.0                          | 117.9                               | 0.0  | 19.7   | 21,889                                 |  | 67.5   |  |
| 11/14/2013 8:00   | 162.00                | 7,906.2     | 331.2      | 7949.1  | 162.8                         | 2              | 10.5             | 34.5                | 5.01                                       | 7.95                | 0.13          | 2.94            | 2,480                    | 37%               | 204.8  | 63.0   | 24.6                            | 2,455                          | 12.7                         | 138.7                               | 1.9  | 20.5   | 22,028                                 |  | 66.5   |  |
| 11/20/2013 12:30  | 148.50                | 8,053.6     | 337.4      | 8096.5  | 147.4                         | 3              | 1.0              | 37                  | 4.83                                       | 7.90                | 0.18          | 3.07            | 2,676                    | 40%               | 135.3  | 60.6   | 39.9                            | 2,636                          | 15.4                         | 181.2                               | 2.5  | 29.5   | 22,209                                 |  | 65.8   | End operating Season, tank pumped  |
| 11/20/2013 14:00  | 1.50                  | 8,054.1     | 337.4      | 8097.0  | 0.5                           | 0              | 3.5              | 3.5                 | 7.79                                       | 7.90                | 0.18          | 0.11            | 81                       | 1%                | 223.3  | 100.1  | 39.9                            | 41                             | 0.0                          | 0.0                                 | 0.0  | 29.5   | 22,209                                 |  | 65.8   | 0" 3.5" post pumping tank reading  |
| 4/29/2014 14:28   | 3,840.47              | 8,058.0     | 337.5      | 8100.9  | 3.9                           | 0              | 5.5              | 5.5                 | 7.47                                       | 7.90                | 0.18          | 0.43            | 245                      | 4%                | 6.4  | 96.9   | 39.9                            | 205                            | 0.0                          | 163.7                               | 0.0  | 1007.5                                       | 22,373                                 |  | 66.3   | 2014 System Re-start April 29  |
| 4/30/2014 16:20   | 25.87                 | 8,083.6     | 338.60417  | 8126.5  | 25.6                          | 0              | 7.5              | 7.5                 | 7.28                                       | 7.76                | 0.32          | 0.48            | 365                      | 5%                | 101.9  | 95.1   | 94.2                            | 271                            | 54.2                         | 66.0                                | 50.8                                       | 61.9   | 22,439                                 |  | 66.3   |  |
| 5/1/2014 15:25  | 23.08                 | 8,106.8     | 339.57083  | 8149.7  | 23.2                          | 0              | 8.3              | 8.25                | 7.19                                       | 7.75                | 0.33          | 0.56            | 427                      | 6%                | 105.1  | 94.2   | 98.6                            | 328                            | 4.4                          | 57.4                                | 4.6  | 59.4   | 22,496                                 |  | 66.2   |  |
| 5/2/2014 15:20  | 23.92                 | 8,130.7     | 340.56667  | 8173.6  | 23.9                          | 0              | 9.3              | 9.25                | 7.11                                       | 7.75                | 0.33          | 0.64            | 484                      | 7%                | 107.5  | 93.4   | 98.6                            | 386                            | 0.0                          | 57.3                                | 0.0  | 57.5   | 22,554                                 |  | 66.2   |  |
| 5/5/2014 17:40  | 74.33                 | 8,205.0     | 343.6625   | 8247.9  | 74.3                          | 0              | 11.5             | 11.5                | 6.92                                       | 7.75                | 0.33          | 0.83            | 628                      | 9%                | 129.7  | 91.4   | 98.6                            | 530                            | 0.0                          | 144.1                               | 0.0  | 46.6   | 22,698                                 |  | 66.0   |  |
| 5/6/2014 15:30  | 21.83                 | 8,227.2     | 344.5875   | 8270.1  | 22.2                          | 1              | 0.5              | 12.5                | 6.87                                       | 7.75                | 0.33          | 0.88            | 668                      | 10%               | 139.9  | 90.9   | 98.6                            | 570                            | 0.0                          | 39.7                                | 0.0  | 42.9   | 22,738                                 |  | 66.0   |  |
| 5/8/2014 16:20  | 48.83                 | 8,275.6     | 346.60417  | 8318.5  | 48.4                          | 1              | 1.5              | 13.5                | 6.77                                       | 7.75                | 0.33          | 0.98            | 750                      | 11%               | 146.7  | 89.9   | 98.6                            | 651                            | 0.0                          | 81.4                                | 0.0  | 40.3   | 22,819                                 |  | 65.8   |  |
| 5/13/2014 7:50  | 111.50                | 8,387.1     | 351.25     | 8430.0  | 111.5                         | 1              | 4.0              | 16                  | 6.56                                       | 7.75                | 0.33          | 1.19            | 928                      | 14%               | 149.0  | 87.7   | 98.6                            | 830                            | 0.0                          | 178.9                               | 0.0  | 38.5   | 22,998                                 |  | 65.5   | ~100 gal water removed   |
| 5/15/2014 17:17   | 57.45                 | 8,444.8     | 353.65417  | 8487.7  | 57.7                          | 1              | 3.8              | 15.75               | 6.59                                       | 8.03                | 0.05          | 1.44            | 902                      | 14%               | 208.4  | 88.4   | 5.9                             | 896                            | -92.7                        | 66.5                                | -38.6                                      | 27.7   | 23,064                                 |  | 65.2   |  |
| 5/20/2014 8:25  | 111.13                | 8,555.7     | 358.275    | 8598.6  | 110.9                         | 1              | 5.8              | 17.75               | 6.41                                       | 8.05                | 0.03          | 1.64            | 1062                     | 16%               | 158.7  | 86.5   | 2.7                             | 1,060                          | -3.1                         | 163.2                               | -0.7                                       | 35.3   | 23,228                                 |  | 64.8   |  |
| 5/22/2014 11:38   | 51.22                 | 8,607.0     | 360.4125   | 8649.9  | 51.3                          | 1              | 6.8              | 18.75               | 6.32                                       | 8.05                | 0.03          | 1.73            | 1145                     | 17%               | 143.1  | 85.4   | 2.7                             | 1,142                          | 0.0                          | 82.5                                | 0.0  | 38.6   | 23,310                                 |  | 64.7   | Field notes read 8.10 DTW but tank depth is 8.08, used 8.05 DTW  |
| 5/30/2014 12:42   | 193.07                | 8,800.1     | 368.45833  | 8843.0  | 193.1                         | 1              | 10.0             | 22                  | 6.04                                       | 8.03                | 0.05          | 1.99            | 1411                     | 21%               | 160.9  | 82.2   | 5.9                             | 1,405                          | 3.1                          | 262.9                               | 0.4  | 32.7   | 23,573                                 |  | 64.0   |  |
| 6/3/2014 17:30  | 100.80                | 8,819.2     | 369.25417  | 8862.1  | 19.1                          | 1              | 10.5             | 22.5                | 6  | 8.02                | 0.06          | 2.02            | 1450                     | 22%               | 111.6  | 81.6   | 7.7                             | 1,442                          | 1.8                          | 37.2                                | 2.3  | 46.8   | 23,610                                 |  | 63.9   | System down for 3.5 days-power out   |
| 6/5/2014 9:18   | 39.80                 | 8,858.9     | 370.90833  | 8901.8  | 39.7                          | 2              | 0.1              | 24.1                | 5.89                                       | 8.00                | 0.08          | 2.11            | 1559                     | 23%               | 80.9   | 79.9   | 11.9                            | 1,547                          | 4.2                          | 104.5                               | 2.5  | 63.2   | 23,715                                 |  | 63.9   | Bump in recovery following restart, Dial minute hand cannot be 0, had to enter 0.1 to get it to formulate correctly. |
| 6/9/2014 17:05  | 103.78                | 8,962.8     | 375.2375   | 9005.7  | 103.9                         | 2              | 1.5              | 25.5                | 5.78                                       | 8.00                | 0.08          | 2.22            | 1669                     | 25%               | 196.0  | 78.7   | 11.9                            | 1,657                          | 0.0                          | 110.4                               | 0.0  | 25.5   | 23,825                                 |  | 63.5   |  |
| 6/12/2014 16:15   | 71.17                 | 9,034.0     | 378.20417  | 9076.9  | 71.2                          | 2              | 2.3              | 26.25               | 5.7  | 8.00                | 0.08          | 2.3             | 1750                     | 26%               | 179.5  | 77.8   | 11.9                            | 1,739                          | 0.0                          | 81.3                                | 0.0  | 27.4   | 23,907                                 |  | 63.2   |  |
| 6/13/2014 13:55   | 21.67                 | 9,055.7     | 379.10833  | 9098.6  | 21.7                          | 2              | 2.5              | 26.5                | 5.68                                       | 8.00                | 0.08          | 2.32            | 1771                     | 27%               | 216.5  | 77.6   | 11.9                            | 1,759                          | 0.0                          | 20.5                                | 0.0  | 22.6   | 23,927                                 |  | 63.1   |  |
| 6/17/2014 13:05   | 95.17                 | 9,150.8     | 383.07083  | 9193.7  | 95.1                          | 2              | 3.5              | 27.5                | 5.58                                       | 8.00                | 0.08          | 2.42            | 1874                     | 28%               | 184.5  | 76.4   | 11.9                            | 1,862                          | 0.0                          | 103.0                               | 0.0  | 26.0   | 24,030                                 |  | 62.7   |  |
| 6/19/2014 8:32  | 43.45                 | 9,192.3     | 384.8      | 9235.2  | 41.5                          | 2              | 4.0              | 28                  | 5.55                                       | 8.00                | 0.08          | 2.45            | 1905                     | 29%               | 264.7  | 76.2   | 11.9                            | 1,893                          | 0.0                          | 31.1                                | 0.0  | 18.0   | 24,061                                 |  | 62.5   |  |
| 6/24/2014 16:40   | 128.13                | 9,320.4     | 390.1375   | 9363.3  | 128.1                         | 2              | 5.5              | 29.5                | 5.43                                       | 8.00                | 0.08          | 2.57            | 2030                     | 30%               | 197.4  | 74.8   | 11.9                            | 2,018                          | 0.0                          | 125.4                               | 0.0  | 23.5   | 24,186                                 |  | 62.0   |  |
| 6/26/2014 16:25   | 47.75                 | 9,368.0     | 392.12083  | 9410.9  | 47.6                          | 2              | 6.0              | 30                  | 5.39                                       | 8.00                | 0.08          | 2.61            | 2073                     | 31%               | 216.3  | 74.4   | 11.9                            | 2,061                          | 0.0                          | 42.1                                | 0.0  | 21.2   | 24,229                                 |  | 61.8   |  |
| 6/30/2014 17:33   | 97.13                 | 9,465.2     | 396.17083  | 9508.1  | 97.2                          | 2              | 7.0              | 31                  | 5.28                                       | 8.00                | 0.08          | 2.72            | 2189                     | 33%               | 155.5  | 72.9   | 11.9                            | 2,177                          | 0.0                          | 116.7                               | 0.0  | 28.8   | 24,345                                 |  | 61.5   |  |
| 7/4/2014 9:50   | 88.28                 | 9,553.6     | 399.85417  | 9596.5  | 88.4                          | 2              | 8.0              | 32                  | 5.22                                       | 8.00                | 0.08          | 2.78            | 2253                     | 34%               | 253.7  | 72.3   | 11.9                            | 2,241                          | 0.0                          | 64.1                                | 0.0  | 17.4   | 24,409                                 |  | 61.0   |  |
| 7/8/2014 16:00  | 102.17                | 9,655.5     | 404.1      | 9698.4  | 101.9                         | 2              | 9.0              | 33                  | 5.13                                       | 8.00                | 0.08          | 2.87            | 2350                     | 35%               | 189.6  | 71.2   | 11.9                            | 2,338                          | 0.0                          | 96.7                                | 0.0  | 22.8   | 24,506                                 |  | 60.6   |  |
| 7/12/2014 10:00   | 90.00                 | 9,745.7     | 407.85833  | 9788.6  | 90.2                          | 2              | 9.8              | 33.75               | 5.07                                       | 8.00                | 0.08          | 2.93            | 2415                     | 36%               | 246.7  | 70.6   | 11.9                            | 2,403                          | 0.0                          | 64.8                                | 0.0  | 17.2   | 24,571                                 |  | 60.2   |  |
| 7/14/2014 11:45   | 49.75                 | 9,796.0     | 409.95417  | 9838.9  | 50.3                          | 2              | 10.0             | 34                  | 5.03                                       | 8.00                | 0.08          | 2.97            | 2458                     | 37%               | 203.6  | 70.1   | 11.9                            | 2,446                          | 0.0                          | 43.3                                | 0.0  | 20.7   | 24,614                                 |  | 60.0   |  |
| 7/18/2014 12:20   | 96.58                 | 9,892.0     | 413.95417  | 9934.9  | 96.0                          | 2              | 11.0             | 35                  | 4.95                                       | 8.00                | 0.08          | 3.05            | 2545                     | 38%               | 189.5  | 69.1   | 11.9                            | 2,533                          | 0.0                          | 87.0                                | 0.0  | 21.8   | 24,701                                 |  | 59.7   |  |
| 7/23/2014 16:20   | 124.00                | 10,016.0    | 419.12083  | 10058.9   | 124.0                         | 3              | 0.3              | 36.25               | 4.85                                       | 8.00                | 0.08          | 3.15            | 2654                     | 40%               | 189.7  | 67.8   | 11.9                            | 2,643                          | 0.0                          | 109.3                               | 0.0  | 21.2   | 24,811                                 |  | 59.2   |  |
| 7/30/2014 8:30  | 160.17                | 10,175.9    | 425.78333  | 10218.8   | 159.9                         | 3              | 1.5              | 37.5                | 4.76                                       | 8.00                | 0.08          | 3.24            | 2753                     | 41%               | 263.8  | 66.9   | 11.9                            | 2,741                          | 0.0                          | 98.9                                | 0.0  | 14.8   | 24,909                                 |  | 58.5   |  |
| 8/2/2014 11:20  | 74.83                 | 10,251.0    | 428.9125   | 10293.9   | 75.1                          | 3              | 2.0              | 38                  | 4.7  | 8.00                | 0.08          | 3.3             | 2819                     | 42%               | 182.1  | 66.1   | 11.9                            | 2,808                          | 0.0                          | 66.1                                | 0.0  | 21.1   | 24,976                                 |  | 58.2   |  |
| 8/7/2014 6:40   | 115.33                | 10,366.5    | 433.725    | 10409.4   | 115.5                         | 3              | 3.0              | 39                  | 4.63                                       | 8.00                | 0.08          | 3.37            | 2897                     | 43%               | 234.7  | 65.3   | 11.9                            | 2,885                          | 0.0                          | 77.3                                | 0.0  | 16.1   | 25,053                                 |  | 57.8   |  |
| 8/14/2014 6:30  | 167.83                | 10,534.3    | 440.71667  | 10577.2   | 167.8                         | 3              | 4.5              | 40.5                | 4.52                                       | 8.00                | 0.08          | 3.48            | 3019                     | 45%               | 209.3  | 63.9   | 11.9                            | 3,007                          | 0.0                          | 121.9                               | 0.0  | 17.4   | 25,175                                 |  | 57.1   |  |
| 8/19/2014 16:25   | 129.92                | 10,664.0    | 446.12083  | 10706.9   | 129.7                         | 3              | 5.5              | 41.5                | 4.4  | 7.91                | 0.17          | 3.51            | 3152                     | 47%               | 174.9  | 62.0   | 36.7                            | 3,115                          | 24.8                         | 108.6                               | 4.6  | 20.1   | 25,283                                 |  | 56.7   |  |
| 8/21/2014 9:50  | 41.42                 | 10,729.7    | 448.85833  | 10772.6   | 65.7                          | 3              | 6.0              | 42                  | 4.36                                       | 7.88                | 0.2           | 3.52            | 3197                     | 48%               | 275.6  | 61.5   | 46.7                            | 3,150                          | 10.1                         | 34.5                                | 3.7  | 12.6   | 25,318                                 |  | 56.4   |  |
| 8/27/2014 17:45   | 151.92                | 10,857.2    | 454.17083  |   |                               |                |                  |                     |  |                     |               |                 |                          |                   |  |  |                                 |                                |                              |                                     |  |  |  |  |  |  |

**Table 7**  
**Phase II System LNAPL Recovery Summary**  
 Former Amoco Terminal  
 Superior, WI

| Superior Barge Dock Product Skimming System - Phase II |                       |             |            |                              |                          |                |                  |                     |                       | Tank Dimensions/Volume Calculation (depth meas. from top of hori. cylindrical tank) |               |                 |                          |          |  |  |                                 |                                |                              | 5 LNAPL Skimming Wells on C. Reiss property |  |  |  |  |  |   |  |  |  | Product Recovery Table |  |  |  |  |  |  |  |  |  |
|--|-----------------------|-------------|------------|------------------------------|--------------------------|----------------|------------------|---------------------|-----------------------|---|---------------|-----------------|--------------------------|----------|--|--|---------------------------------|--------------------------------|------------------------------|---|--|--|--|--|--|---|--|--|--|------------------------|--|--|--|--|--|--|--|--|--|
|  |                       |             |            |                              |                          |                |                  |                     |                       | Diameter of tank = 8.00 feet      Depth of tank from top of bung = 8.08 feet        |               |                 |                          |          |  |  |                                 |                                |                              |   |  |  |  |  |  |   |  |  |  |                        |  |  |  |  |  |  |  |  |  |
|  |                       |             |            |                              |                          |                |                  |                     |                       | Length of tank = 18.67 feet      Depth of bung = 0.08 feet                          |               |                 |                          |          |  |  |                                 |                                |                              |   |  |  |  |  |  |   |  |  |  |                        |  |  |  |  |  |  |  |  |  |
|  |                       |             |            |                              |                          |                |                  |                     |                       | Full Volume of tank = 7,019 gallons      95% full volume of tank = 6,668 gallons    |               |                 |                          |          |  |  |                                 |                                |                              |   |  |  |  |  |  |   |  |  |  |                        |  |  |  |  |  |  |  |  |  |
| Date/Time  | Calendar Period hours | Total hours | Total days | Panel Hour Meter total hours | Panel Meter period hours | Dial hour hand | Dial minute hand | Dial total (inches) | Depth to Product (ft) | Depth to Water (ft)   | Water Tx (ft) | Product Tx (ft) | Total Fluid Volume (gal) | 95% Tank | Period Estimated # of days until tank full (95%) | Cumulative Estimated # of days until tank full (95%) | Current Tank Water Volume (gal) | Current Tank Free Volume (gal) | Period Water recovered (gal) | Period Free Product recovered (gal)         | Period Water recovery rate (gallons / day) | Period Product recovery rate (gallons / day) | Cumulative Product recovered (gallons) | Cumulative Water recovery rate (gallons / day) | Cumulative Product recovery rate (gallons / day) | Notes   |  |  |  |                        |  |  |  |  |  |  |  |  |  |
| 5/9/2015 9:40  | 91.08                 | 14,514.1    | 606.54167  | 14557.0                      | 91.2                     | 1              | 6.0              | 18                  | 6.4                   | 8.02  | 0.06          | 1.62            | 1071.42                  | 16%      | 654.5  | 123.434  | 7.72145948                      | 1063.7                         | -391.5                       | 32.5  | -103.0                                     | 8.6  | 27,503                                 |  | 45.3   |   |  |  |  |                        |  |  |  |  |  |  |  |  |  |
| 5/15/2015 13:30  | 147.83                | 14,862.1    | 612.70833  | 14705.0                      | 148.0                    | 1              | 9.5              | 21.5                | 6.09                  | 7.64  | 0.44          | 1.55            | 1362.44                  | 20%      | 221.6  | 117.574  | 151.123617                      | 1211.32                        | 143.4                        | 147.6                                       | 23.3                                       | 23.9   | 27,651                                 |  | 45.1   |   |  |  |  |                        |  |  |  |  |  |  |  |  |  |
| 5/18/2015 13:30  | 72.00                 | 14,733.9    | 615.7      | 14776.8                      | 71.8                     | 1              | 10.0             | 22                  | 6.04                  | 7.62  | 0.46          | 1.58            | 1410.97                  | 21%      | 411.8  | 116.907  | 161.417946                      | 1249.51                        | 10.3                         | 38.2  | 3.4  | 12.8   | 27,689                                 |  | 45.0   |   |  |  |  |                        |  |  |  |  |  |  |  |  |  |
| 5/22/2015 11:55  | 94.42                 | 14,828.3    | 619.63333  | 14871.2                      | 94.4                     | 1              | 11.0             | 23                  | 5.97                  | 7.62  | 0.46          | 1.65            | 1479.47                  | 22%      | 297.8  | 115.833  | 161.417946                      | 1318.05                        | 0.0                          | 68.5  | 0.0  | 17.4   | 27,757                                 |  | 44.8   |   |  |  |  |                        |  |  |  |  |  |  |  |  |  |
| 5/28/2015 6:55   | 139.00                | 14,967.4    | 625.42917  | 15010.3                      | 139.1                    | 2              | 0.3              | 24.25               | 5.87                  | 7.62  | 0.46          | 1.75            | 1578.64                  | 24%      | 297.4  | 114.274  | 161.417946                      | 1417.23                        | 0.0                          | 99.2  | 0.0  | 17.1   | 27,856                                 |  | 44.5   |   |  |  |  |                        |  |  |  |  |  |  |  |  |  |
| 5/30/2015 11:40  | 52.75                 | 15,020.2    | 627.62917  | 15063.1                      | 52.8                     | 2              | 0.5              | 24.5                | 5.84                  | 7.62  | 0.46          | 1.78            | 1608.67                  | 24%      | 370.7  | 113.877  | 161.417946                      | 1447.26                        | 0.0                          | 30.0  | 0.0  | 13.7   | 27,886                                 |  | 44.4   | Pump cycled while collecting readings, but counter did not move   |  |  |  |                        |  |  |  |  |  |  |  |  |  |
| 6/5/2015 12:10   | 144.50                | 15,164.4    | 633.6375   | 15207.3                      | 144.2                    | 2              | 1.5              | 25.5                | 5.75                  | 7.62  | 0.46          | 1.87            | 1699.49                  | 25%      | 328.7  | 112.537  | 161.417946                      | 1538.08                        | 0.0                          | 90.8  | 0.0  | 15.1   | 27,977                                 |  | 44.2   |   |  |  |  |                        |  |  |  |  |  |  |  |  |  |
| 6/13/2015 8:50   | 188.67                | 15,353.3    | 641.50833  | 15396.2                      | 188.9                    | 2              | 3.3              | 27.25               | 5.63                  | 7.62  | 0.46          | 1.99            | 1822.19                  | 27%      | 310.9  | 110.636  | 161.417946                      | 1660.77                        | 0.0                          | 122.7                                       | 0.0  | 15.6   | 28,100                                 |  | 43.8   |   |  |  |  |                        |  |  |  |  |  |  |  |  |  |
| 6/19/2015 13:40  | 148.83                | 15,502.1    | 647.70833  | 15545.0                      | 148.8                    | 2              | 4.0              | 28                  | 5.55                  | 7.62  | 0.46          | 2.07            | 1904.94                  | 29%      | 356.9  | 109.475  | 161.417946                      | 1743.52                        | 0.0                          | 82.7  | 0.0  | 13.3   | 28,183                                 |  | 43.5   |   |  |  |  |                        |  |  |  |  |  |  |  |  |  |
| 6/25/2015 15:15  | 145.58                | 15,645.1    | 653.66667  | 15688.0                      | 143.0                    | 2              | 5.0              | 29                  | 5.49                  | 7.60  | 0.48          | 2.11            | 1967.47                  | 30%      | 538.4  | 108.831  | 171.924627                      | 1795.54                        | 10.5                         | 52.0  | 1.8  | 8.7  | 28,235                                 |  | 43.2   |   |  |  |  |                        |  |  |  |  |  |  |  |  |  |
| 6/29/2015 16:34  | 97.32                 | 15,739.8    | 657.6125   | 15782.7                      | 94.7                     | 2              | 5.5              | 29.5                | 5.42                  | 7.59  | 0.49          | 2.17            | 2040.89                  | 31%      | 268.1  | 107.519  | 177.255907                      | 1863.63                        | 5.3                          | 68.1  | 1.4  | 17.3   | 28,303                                 |  | 43.0   | System down, high alarm condition, power outage, restarted system |  |  |  |                        |  |  |  |  |  |  |  |  |  |
| 7/2/2015 8:40  | 64.10                 | 15,803.9    | 660.28333  | 15846.8                      | 64.1                     | 2              | 5.8              | 29.75               | 5.4                   | 7.59  | 0.49          | 2.19            | 2061.96                  | 31%      | 583.9  | 107.384  | 177.255907                      | 1884.7                         | 0.0                          | 21.1  | 0.0  | 7.9  | 28,324                                 |  | 42.9   |   |  |  |  |                        |  |  |  |  |  |  |  |  |  |
| 7/7/2015 12:35   | 123.92                | 15,927.9    | 665.45     | 15970.8                      | 124.0                    | 2              | 6.5              | 30.5                | 5.35                  | 7.60  | 0.48          | 2.25            | 2114.8                   | 32%      | 404.4  | 106.764  | 171.924627                      | 1942.88                        | -5.3                         | 58.2  | -1.0                                       | 11.3   | 28,382                                 |  | 42.7   |   |  |  |  |                        |  |  |  |  |  |  |  |  |  |
| 7/10/2015 6:50   | 66.25                 | 15,994.1    | 668.21042  | 16037.0                      | 66.2                     | 2              | 8.0              | 32                  | 5.25                  | 7.52  | 0.56          | 2.27            | 2221.18                  | 33%      | 197.0  | 104.473  | 215.971816                      | 2005.21                        | 44.0                         | 62.3  | 16.0                                       | 22.6   | 28,444                                 |  | 42.6   |   |  |  |  |                        |  |  |  |  |  |  |  |  |  |
| 7/12/2015 10:20  | 51.50                 | 16,034.1    | 669.875    | 16077.0                      | 40.0                     | 2              | 7.8              | 31.75               | 5.22                  | 7.52  | 0.56          | 2.3             | 2253.26                  | 34%      | 229.1  | 103.86   | 215.971816                      | 2037.29                        | 0.0                          | 32.1  | 0.0  | 19.3   | 28,476                                 |  | 42.5   |   |  |  |  |                        |  |  |  |  |  |  |  |  |  |
| 7/13/2015 11:00  | 24.67                 | 16,058.7    | 670.9      | 16101.6                      | 24.6                     | 2              | 8.0              | 32                  | 5.22                  | 7.52  | 0.56          | 2.3             | 2253.26                  | 34%      | NA   | 104.019  | 215.971816                      | 2037.29                        | 0.0                          | 0.0   | 0.0  | 0.0  | 28,476                                 |  | 42.4   | Water and approx 10 gallons product pumped out of tank            |  |  |  |                        |  |  |  |  |  |  |  |  |  |
| 7/14/2015 12:30  | 25.50                 | 16,084.2    | 671.9625   | 16127.1                      | 25.5                     | 0              | 0.0              | 0                   | 8.08                  | 8.08  | 0             | 0               | 0                        | 0%       | NA   | 157.354  | 0                               | 0                              | 0.0                          | 0.0   | 0.0  | 0.0  | 28,476                                 |  | 42.4   | Removed approx 2,037 gallons of product and 216 gallons of water  |  |  |  |                        |  |  |  |  |  |  |  |  |  |
| 7/21/2015 11:19  | 166.82                | 16,251.9    | 678.95     | 16294.8                      | 167.7                    | 0              | 2.5              | 2.5                 | 7.69                  | 7.99  | 0.09          | 0.3             | 126.355                  | 2%       | 407.5  | 155.366  | 14.17                           | 112.19                         | 14.2                         | 112.2                                       | 2.0  | 16.1   | 28,589                                 |  | 42.1   |   |  |  |  |                        |  |  |  |  |  |  |  |  |  |
| 7/24/2015 7:25   | 68.10                 | 16,319.1    | 681.75     | 16362.0                      | 67.2                     | 0              | 3.0              | 3                   | 7.64                  | 8.08  | 0             | 0.44            | 151.124                  | 2%       | 468.7  | 155.205  | 0.00                            | 151.12                         | -14.2                        | 38.9  | -5.1                                       | 13.9   | 28,628                                 |  | 42.0   |   |  |  |  |                        |  |  |  |  |  |  |  |  |  |
| 7/27/2015 7:16   | 71.85                 | 16,391.1    | 684.75     | 16434.0                      | 72.0                     | 0              | 4.0              | 4                   | 7.58                  | 8.08  | 0             | 0.5             | 182.638                  | 3%       | 617.4  | 154.963  | 0.00                            | 182.64                         | 0.0                          | 31.5  | 0.0  | 10.5   | 28,659                                 |  | 41.9   |   |  |  |  |                        |  |  |  |  |  |  |  |  |  |
| 7/31/2015 7:25   | 96.15                 | 16,487.2    | 688.75417  | 16530.1                      | 96.1                     | 0              | 4.8              | 4.75                | 7.5                   | 8.08  | 0             | 0.58            | 227.465                  | 3%       | 575.3  | 154.55   | 0.00                            | 227.47                         | 0.0                          | 44.8  | 0.0  | 11.2   | 28,704                                 |  | 41.7   |   |  |  |  |                        |  |  |  |  |  |  |  |  |  |
| 8/7/2015 10:00   | 170.58                | 16,657.9    | 695.86667  | 16700.8                      | 170.7                    | 0              | 6.0              | 6                   | 7.4                   | 8.00  | 0.08          | 0.6             | 287.62                   | 4%       | 940.1  | 154.428  | 11.88                           | 275.74                         | 11.9                         | 48.3  | 1.7  | 6.8  | 28,752                                 |  | 41.3   |   |  |  |  |                        |  |  |  |  |  |  |  |  |  |
| 8/14/2015 8:01   | 166.02                | 16,823.8    | 702.77917  | 16866.7                      | 165.9                    | 0              | 7.0              | 7                   | 7.29                  | 8.00  | 0.08          | 0.71            | 358.582                  | 5%       | 614.6  | 153.848  | 11.88                           | 346.70                         | 0.0                          | 71.0  | 0.0  | 10.3   | 28,823                                 |  | 41.0   |   |  |  |  |                        |  |  |  |  |  |  |  |  |  |
| 8/24/2015 11:40  | 243.65                | 17,067.4    | 712.93125  | 17110.4                      | 243.7                    | 0              | 8.8              | 8.75                | 7.16                  | 8.01  | 0.07          | 0.85            | 448.283                  | 7%       | 687.5  | 153.363  | 9.73                            | 438.56                         | -2.2                         | 91.9  | -0.2                                       | 9.0  | 28,915                                 |  | 40.6   |   |  |  |  |                        |  |  |  |  |  |  |  |  |  |
| 8/27/2015 1:22   | 61.70                 | 17,141.1    | 716        | 17184.0                      | 73.6                     | 0              | 9.5              | 9.5                 | 7.1                   | 7.99  | 0.09          | 0.89            | 491.642                  | 7%       | 487.1  | 152.744  | 14.17                           | 477.47                         | 4.4                          | 38.9  | 1.4  | 12.7   | 28,954                                 |  | 40.4   |   |  |  |  |                        |  |  |  |  |  |  |  |  |  |
| 9/3/2015 9:45  | 176.38                | 17,305.4    | 722.84583  | 17348.3                      | 164.3                    | 0              | 10.5             | 10.5                | 7.02                  | 8.02  | 0.06          | 1               | 551.247                  | 8%       | 634.0  | 152.369  | 7.72                            | 543.53                         | -6.4                         | 66.1  | -0.9                                       | 9.6  | 29,020                                 |  | 40.1   |   |  |  |  |                        |  |  |  |  |  |  |  |  |  |
| 9/10/2015 11:45  | 170.00                | 17,475.4    | 729.92917  | 17518.3                      | 170.0                    | 0              | 11.3             | 11.25               | 6.93                  | 8.00  | 0.08          | 1.07            | 620.613                  | 9%       | 656.9  | 151.776  | 11.88                           | 608.73                         | 4.2                          | 65.2  | 0.6  | 9.2  | 29,085                                 |  | 39.8   |   |  |  |  |                        |  |  |  |  |  |  |  |  |  |
| 9/17/2015 11:25  | 167.67                | 17,643.0    | 736.9125   | 17685.9                      | 167.6                    | 1              | 0.5              | 12.5                | 6.83                  | 7.99  | 0.09          | 1.16            | 700.376                  | 11%      | 538.0  | 150.805  | 14.17                           | 686.21                         | 2.3                          | 77.5  | 0.3  | 11.1   | 29,163                                 |  | 39.6   |   |  |  |  |                        |  |  |  |  |  |  |  |  |  |
| 9/24/2015 13:10  | 169.75                | 17,812.9    | 743.99167  | 17855.8                      | 169.9                    | 1              | 2.0              | 14                  | 6.72                  | 7.94  | 0.14          | 1.22            | 791.163                  | 12%      | 536.7  | 149.54   | 27.44                           | 763.73                         | 13.3                         | 77.5  | 1.9  | 11.0   | 29,240                                 |  | 39.3   |   |  |  |  |                        |  |  |  |  |  |  |  |  |  |
| 10/1/2015 12:15  | 167.08                | 17,979.0    | 750.9125   | 18021.9                      | 166.1                    | 1              | 3.0              | 15                  | 6.63                  | 7.96  | 0.12          | 1.33            | 867.663                  | 13%      | 488.7  | 148.55   | 21.79                           | 845.87                         | -5.6                         | 82.1  | -0.8                                       | 11.9   | 29,322                                 |  | 39.0   |   |  |  |  |                        |  |  |  |  |  |  |  |  |  |
| 10/8/2015 7:55   | 163.67                | 18,143.8    | 757.77917  | 18186.7                      | 164.8                    | 1              | 4.0              | 16                  | 6.56                  | 7.92  | 0.16          | 1.36            | 928.463                  | 14%      | 802.9  | 148.089  | 33.50                           | 894.97                         | 11.7                         | 49.1  | 1.7  | 7.1  | 29,371                                 |  | 38.8   |   |  |  |  |                        |  |  |  |  |  |  |  |  |  |
| 10/14/2015 10:50                                       | 146.92                | 18,290.5    | 763.89167  | 18333.4                      | 146.7                    | 1              | 4.5              | 16.5                | 6.51                  | 7.92  | 0.16          | 1.41            | 972.556                  | 15%      | 789.6  | 147.915  | 33.50                           | 939.06                         | 0.0                          | 44.1  | 0.0  | 7.2  | 29,416                                 |  | 38.5   |   |  |  |  |                        |  |  |  |  |  |  |  |  |  |
| 10/21/2015 11:02                                       | 168.20                | 18,458.7    | 770.9      | 18501.6                      | 168.2                    | 1              | 5.5              | 17.5                | 6.43                  | 7.95  | 0.13          | 1.52            | 1044.21                  | 16%      | 489.1  | 146.991  | 24.56                           | 1019.65                        | -8.9                         | 80.6  | -1.3                                       | 11.5   | 29,496                                 |  | 38.3   |   |  |  |  |                        |  |  |  |  |  |  |  |  |  |
| 10/29/2015 10:30                                       | 191.47                | 18,650.1    | 778.875    | 18693.0                      | 191.4                    | 1              | 7.0              | 19                  | 6.33                  | 8.08  | 0             | 1.75            | 1135.59                  | 17%      | 380.6  | 145.527  | 0.00                            | 1135.59                        | -24.6                        | 115.9                                       | -3.1                                       | 14.5   | 29,612                                 |  | 38.0   |   |  |  |  |                        |  |  |  |  |  |  |  |  |  |
| 11/3/2015 7:30   | 117.00                | 18,768.1    | 783.79167  | 18811.0                      | 118.0                    | 1              | 7.5              | 19.5                | 6.27                  | 8.08  | 0             | 1.81            | 1191.34                  | 18%      | 483.0  | 144.697  | 0.00                            | 1191.34                        | 0.0                          | 55.8  | 0.0  | 11.3   | 29,668                                 |  | 37.9   |   |  |  |  |                        |  |  |  |  |  |  |  |  |  |
| 11/3/2015 12:13  | 4.72                  | 18,772.8    | 783.98833  | 18815.7                      | 4.7                      | 1              | 9.0              | 21                  | 7.89                  | 7.98  | 0.1           | 0.09            | 43.2976                  | 1%       | NA   | 175.071  | 16.59                           | 26.71                          | 0.0                          | 0.0   | 0.0  | 0.0  | 29,668                                 |  | 37.8   | End of Operating Season - pumped ~ 1160 gallons from tank         |  |  |  |                        |  |  |  |  |  |  |  |  |  |
| 4/21/2016 9:45   | 4,077.53              | 18,776.0    | 784.12083  | 18818.9                      | 3.2                      | 0              | 1.5              | 1.5                 | 7.89                  | 7.98  | 0.1           | 0.09            | 43.2976                  | 1%       | NA   | 175.101  | 16.59                           | 26.71                          | 0.0                          | 0.0   | 0.0  | 0.0  | 29,668                                 |  | 37.8   | Start of Season   |  |  |  |                        |  |  |  |  |  |  |  |  |  |
| 4/21/2016 14:02  | 4.28                  | 18,780.2    | 784.29931  | 18823.2                      | 4.3                      | 0              | 3.0              | 3                   | 7.66                  | 7.97  | 0.11          | 0.31            | 141.047                  | 2%       | 12.2   | 172.005  | 19.13                           | 121.92                         | 2.5                          | 95.2  | 14.2                                       | 533.5  | 29,763                                 |  | 37.9   | After start-up  |  |  |  |                        |  |  |  |  |  |  |  |  |  |
| 4/27/2016 11:20  | 141.30                | 18,920.5    | 790.14167  | 18963.4                      | 140.2                    | 2              | 3.5              | 27.5                | 5.6                   | 5.96  | 2.12          | 0.36            | 1853.14                  | 28%      | 116.3  | 126.803  | 1489.32                         | 363.82                         | 147.0                        | 241.9                                       | 251.6                                      | 41.4   | 30,005                                 |  | 38.0   |   |  |  |  |                        |  |  |  |  |  |  |  |  |  |
| 5/2/2016 16:35   | 125.25                | 19,045.0    | 795.32917  | 19087.9                      | 124.5                    | 2              | 5.3              | 29.25               | 5.45                  | 5.91  | 2.17          | 0.46            | 2009.36                  | 30%      | 226.4  | 123.057  | 1538.80                         | 470.56                         | 49.5                         | 106.7                                       | 9.5  | 20.6   | 30,112                                 |  | 37.9   |   |  |  |  |                        |  |  |  |  |  |  |  |  |  |
| 5/9/2016 11:20   | 162.75                | 19,207.8    | 801.1125   | 19250.7                      | 162.8                    | 2              | 6.5              | 30.5                | 5.32                  | 5.93  | 2.15          | 0.61            | 2146.62                  | 32%      | 195.2  | 119.825  | 1518.96                         | 627.66                         | -19.8                        | 157.1                                       | -2.9                                       | 23.2   | 30,269                                 |  | 37.7   |   |  |  |  |                        |  |  |  |  |  |  |  |  |  |
| 5/18/2016 10:50  | 215.50                | 19,423.3    | 811.09167  | 19466.2                      | 215.5                    | 2              | 8.4              | 32.4                | 5.17                  | 5.89  | 2.19          | 0.72            | 2306.9                   | 35%      | 324.9  | 116.408  | 1558.69                         | 748.20                         | 39.7                         | 120.5                                       | 4.4  | 13.4   | 30,389                                 |  | 37.5   |   |  |  |  |                        |  |  |  |  |  |  |  |  |  |
| 5/23/2016 10:30  | 119.67                | 19,543.0    | 816.07917  | 19585.9                      | 119.7                    | 2              | 9.3              | 33.3                | 5.1                   | 5.92  | 2.16          | 0.82            | 2382.32                  | 36%      | 203.1  | 114.701  | 1528.87                         | 853.44                         | -29.8                        | 105.2                                       | -6.0                                       | 21.1   | 30,495                                 |  | 37.4   |   |  |  |  |                        |  |  |  |  |  |  |  |  |  |
| 5/31/2016 10:20  | 191.83                | 19,734.7    | 824.06667  | 19771.6                      | 191.7                    | 2              | 10.0             | 34                  | 4.96                  | 5.89  | 2.19          |                 |                          |          |  |  |                                 |                                |                              |   |  |  |  |  |  |   |  |  |  |                        |  |  |  |  |  |  |  |  |  |

**Table 7**  
**Phase II System LNAPL Recovery Summary**  
 Former Amoco Terminal  
 Superior, WI

| Superior Barge Dock Product Skimming System - Phase II<br>LNAPL Skimming Wells on C. Reiss property<br>Product Recovery Table |                       |             |            | Tank Dimensions/Volume Calculation (depth meas. from top of hori. cylindrical tank) |                          |                |                  |                     |                       |  |               |                 |                          |                   |  |  |                                 |                                |                              |                                     |  |  |  |  |  |  |
|---|-----------------------|-------------|------------|---|--------------------------|----------------|------------------|---------------------|-----------------------|--|---------------|-----------------|--------------------------|-------------------|--|--|---------------------------------|--------------------------------|------------------------------|-------------------------------------|--|--|--|--|--|--|
|   |                       |             |            | Diameter of tank = 8.00 feet  |                          |                |                  |                     |                       | Depth of tank from top of bung = 8.08 feet |               |                 |                          |                   |  |  |                                 |                                |                              |                                     |  |  |  |  |  |  |
|   |                       |             |            | Length of tank = 18.67 feet   |                          |                |                  |                     |                       | Depth of bung = 0.08 feet                  |               |                 |                          |                   |  |  |                                 |                                |                              |                                     |  |  |  |  |  |  |
|   |                       |             |            | Full Volume of tank = 7,019 gallons   |                          |                |                  |                     |                       | 95% full volume of tank = 6,668 gallons    |               |                 |                          |                   |  |  |                                 |                                |                              |                                     |  |  |  |  |  |  |
| Date/Time   | Calendar Period hours | Total hours | Total days | Panel Hour Meter total hours  | Panel Meter period hours | Dial hour hand | Dial minute hand | Dial total (inches) | Depth to Product (ft) | Depth to Water (ft)                        | Water Tx (ft) | Product Tx (ft) | Total Fluid Volume (gal) | 95% Tank full (%) | Period Estimated # of days until tank full (95%) | Cumulative Estimated # of days until tank full (95%) | Current Tank Water Volume (gal) | Current Tank Free Volume (gal) | Period Water recovered (gal) | Period Free Product recovered (gal) | Period Water recovery rate (gallons / day) | Period Product recovery rate (gallons / day) | Cumulative Product recovered (gallons) | Cumulative Water recovery rate (gallons / day) | Cumulative Product recovery rate (gallons / day) | Notes  |
| 5/18/2017 13:30   | 239.17                | 23,651.6    | 991.15     | 23787.7   | 239.3                    | 0              | 9.0              | 9                   | 7.14                  | 7.95                                       | 0.13          | 0.81            | 462,604                  | 7%                | 341.5  | 186,828  | 24,56                           | 438,04                         | 0.0                          | 181.2                               | 0.0  | 18.2   | 32,923                                 |  | 33.2   |  |
| 5/22/2017 15:13   | 97.72                 | 23,749.2    | 995.22     | 23885.3   | 97.6                     | 0              | 9.9              | 9.9                 | 7.05                  | 7.95                                       | 0.13          | 0.90            | 528,662                  | 8%                | 378.0  | 185,226  | 24,56                           | 504.10                         | 0.0                          | 66.1                                | 0.0  | 16.2   | 32,989                                 |  | 33.1   |  |
| 5/25/2017 13:15   | 70.03                 | 23,859.2    | 999.80     | 23995.3   | 110.0                    | 0              | 10.7             | 10.7                | 7                     | 7.95                                       | 0.13          | 0.95            | 566,455                  | 8%                | 740.0  | 184,722  | 24,56                           | 541.89                         | 0.0                          | 37.8                                | 0.0  | 8.2  | 33,026                                 |  | 33.0   |  |
| 5/31/2017 15:50   | 146.58                | 23,965.9    | 1004.25    | 24102.0   | 106.7                    | 0              | 11.9             | 11.9                | 6.88                  | 7.95                                       | 0.13          | 1.07            | 660,152                  | 10%               | 285.1  | 182,178  | 24,56                           | 635.59                         | 0.0                          | 93.7                                | 0.0  | 21.1   | 33,120                                 |  | 33.0   |  |
| 6/14/2017 14:20   | 334.50                | 24,300.3    | 1018.18    | 24436.4   | 334.4                    | 1              | 2.6              | 14.6                | 6.67                  | 7.95                                       | 0.13          | 1.28            | 833,425                  | 12%               | 469.2  | 178,445  | 24,56                           | 808.86                         | 0.0                          | 173.3                               | 0.0  | 12.4   | 33,293                                 |  | 32.7   |  |
| 6/21/2017 15:30   | 169.17                | 24,469.5    | 1025.23    | 24605.6   | 169.2                    | 1              | 3.8              | 15.8                | 6.56                  | 7.95                                       | 0.13          | 1.39            | 928,463                  | 14%               | 425.8  | 176,251  | 24,56                           | 903.90                         | 0.0                          | 95.0                                | 0.0  | 13.5   | 33,388                                 |  | 32.6   |  |
| 6/29/2017 16:00   | 192.50                | 24,661.9    | 1033.25    | 24798.0   | 192.4                    | 1              | 5.0              | 17                  | 6.46                  | 7.95                                       | 0.13          | 1.49            | 1017.18                  | 15%               | 510.6  | 174.42   | 24,56                           | 992.62                         | 0.0                          | 88.7                                | 0.0  | 11.1   | 33,477                                 |  | 32.4   |  |
| 7/7/2017 8:20   | 184.33                | 24,846.5    | 1040.94    | 24982.6   | 184.6                    | 1              | 6.3              | 18.3                | 6.35                  | 7.95                                       | 0.13          | 1.60            | 1117.16                  | 17%               | 427.1  | 172,096  | 24,56                           | 1092.60                        | 0.0                          | 100.0                               | 0.0  | 13.0   | 33,577                                 |  | 32.3   |  |
| 7/8/2017 8:24   | 24.07                 | 24,869.4    | 1041.90    | 25005.5   | 22.9                     | 1              | 6.5              | 18.5                | 6.35                  | 7.95                                       | 0.13          | 1.60            | 1117.16                  | 17%               | NA   | 172,253  | 24,56                           | 1092.60                        | 0.0                          | 0.0                                 | 0.0  | 0.0  | 33,577                                 |  | 32.2   |  |
| 7/12/2017 14:50   | 102.43                | 24,972.0    | 1046.17    | 25108.1   | 102.6                    | 1              | 7.1              | 19.1                | 6.3                   | 7.95                                       | 0.13          | 1.65            | 1163.38                  | 17%               | 509.1  | 171,284  | 24,56                           | 1138.82                        | 0.0                          | 46.2                                | 0.0  | 10.8   | 33,623                                 |  | 32.1   |  |
| 7/19/2017 14:00   | 167.17                | 25,139.1    | 1053.13    | 25275.2   | 167.1                    | 1              | 8.0              | 20                  | 6.21                  | 7.95                                       | 0.13          | 1.74            | 1247.75                  | 19%               | 447.3  | 169,357  | 24,56                           | 1223.19                        | 0.0                          | 84.4                                | 0.0  | 12.1   | 33,708                                 |  | 32.0   |  |
| 7/26/2017 12:00   | 166.00                | 25,305.0    | 1060.05    | 25441.1   | 165.9                    | 1              | 8.4              | 20.4                | 6.14                  | 7.95                                       | 0.13          | 1.81            | 1314.36                  | 20%               | 555.6  | 168,042  | 24,56                           | 1289.80                        | 0.0                          | 66.6                                | 0.0  | 9.6  | 33,774                                 |  | 31.9   |  |
| 7/27/2017 13:24   | 25.40                 | 25,330.5    | 1061.11    | 25466.6   | 25.5                     | 1              | 9.0              | 21                  | 6.11                  | 7.94                                       | 0.14          | 1.83            | 1343.16                  | 20%               | 218.3  | 167,177  | 27.44                           | 1315.72                        | 2.9                          | 25.9                                | 2.7  | 24.4   | 33,800                                 |  | 31.9   |  |
| 8/4/2017 12:00  | 190.60                | 25,520.9    | 1069.04    | 25657.0   | 190.4                    | 1              | 9.9              | 21.9                | 6.07                  | 7.95                                       | 0.13          | 1.88            | 1381.79                  | 21%               | 1010.4   | 167  | 24,56                           | 1357.23                        | -2.9                         | 41.5                                | -0.4                                       | 5.2  | 33,842                                 |  | 31.7   |  |
| 8/8/2017 12:40  | 96.67                 | 25,617.6    | 1073.07    | 25753.7   | 96.7                     | 1              | 10.4             | 22.4                | 6.01                  | 7.95                                       | 0.13          | 1.94            | 1440.21                  | 22%               | 360.6  | 165,491  | 24,56                           | 1415.65                        | 0.0                          | 58.4                                | 0.0  | 14.5   | 33,900                                 |  | 31.6   |  |
| 8/15/2017 13:05   | 168.42                | 25,786.1    | 1080.09    | 25922.2   | 168.5                    | 1              | 11.5             | 23.5                | 5.94                  | 7.95                                       | 0.13          | 2.01            | 1509.07                  | 23%               | 526.0  | 164,047  | 24,56                           | 1484.51                        | 0.0                          | 68.9                                | 0.0  | 9.8  | 33,969                                 |  | 31.5   |  |
| 8/23/2017 16:42   | 195.62                | 25,981.7    | 1088.24    | 26117.8   | 195.6                    | 2              | 0.2              | 24.2                | 5.87                  | 7.95                                       | 0.13          | 2.08            | 1578.64                  | 24%               | 596.2  | 162,722  | 24,56                           | 1554.08                        | 0.0                          | 69.6                                | 0.0  | 8.5  | 34,039                                 |  | 31.3   |  |
| 8/30/2017 9:20  | 160.63                | 26,142.6    | 1094.95    | 26278.7   | 160.9                    | 2              | 1.5              | 25.5                | 5.75                  | 7.93                                       | 0.15          | 2.18            | 1699.49                  | 25%               | 289.7  | 159,299  | 30.42                           | 1669.08                        | 5.9                          | 115.0                               | 0.9  | 17.2   | 34,154                                 |  | 31.2   |  |
| 8/30/2017 2:36  | 0.00                  | 26,142.6    | 1095.16    | 26283.8   | 0.0                      | 0              | 1.7              | 1.7                 | 7.84                  | 7.94                                       | 0.14          | 0.10            | 61,3509                  | 1%                | NA   | 211,856  | 27.44                           | 33.91                          | 0.0                          | 0.0                                 | 0.0  | 0.0  | 34,154                                 |  | 31.2   | Mid Summer Pump Out  |
| 9/7/2017 17:45  | 207.15                | 26,337.7    | 1103.29    | 26478.9   | 195.1                    | 0              | 2.6              | 2.6                 | 7.69                  | 7.95                                       | 0.13          | 0.26            | 126,355                  | 2%                | 783.4  | 210.91   | 24,56                           | 101.79                         | -2.9                         | 67.9                                | -0.4                                       | 8.4  | 34,222                                 |  | 31.0   |  |
| 9/14/2017 22:00   | 172.25                | 26,500.2    | 1110.06    | 26641.4   | 162.5                    | 0              | 3.4              | 3.4                 | 7.56                  | 7.94                                       | 0.14          | 0.38            | 193,554                  | 3%                | 681.6  | 209.63   | 27.44                           | 166.12                         | 2.9                          | 64.3                                | 0.4  | 9.5  | 34,286                                 |  | 30.9   |  |
| 9/19/2017 14:50   | 112.83                | 26,621.9    | 1115.13    | 26763.1   | 121.7                    | 0              | 4.8              | 4.8                 | 7.49                  | 7.95                                       | 0.13          | 0.46            | 233,281                  | 3%                | 765.9  | 209,036  | 24,56                           | 208.72                         | -2.9                         | 42.6                                | -0.6                                       | 8.4  | 34,329                                 |  | 30.8   |  |
| 9/27/2017 13:15   | 190.42                | 26,811.9    | 1123.05    | 26953.1   | 190.0                    | 0              | 6.1              | 6.1                 | 7.37                  | 7.95                                       | 0.13          | 0.58            | 306,496                  | 5%                | 687.9  | 207,682  | 24,56                           | 281.94                         | 0.0                          | 73.2                                | 0.0  | 9.2  | 34,402                                 |  | 30.6   |  |
| 10/4/2017 15:01   | 169.77                | 26,981.4    | 1130.11    | 27122.6   | 169.5                    | 0              | 7.3              | 7.3                 | 7.29                  | 7.95                                       | 0.13          | 0.66            | 358,582                  | 5%                | 855.6  | 206,964  | 24,56                           | 334.02                         | 0.0                          | 52.1                                | 0.0  | 7.4  | 34,454                                 |  | 30.5   |  |
| 10/12/2017 16:05  | 193.07                | 27,174.7    | 1138.16    | 27315.9   | 193.3                    | 0              | 8.5              | 8.5                 | 7.17                  | 7.94                                       | 0.14          | 0.77            | 441,173                  | 7%                | 629.2  | 205,235  | 27.44                           | 413.73                         | 2.9                          | 79.7                                | 0.4  | 9.9  | 34,534                                 |  | 30.3   |  |
| 10/19/2017 12:40  | 164.58                | 27,339.2    | 1145.02    | 27480.4   | 164.5                    | 0              | 9.5              | 9.5                 | 7.08                  | 7.95                                       | 0.13          | 0.87            | 506,355                  | 8%                | 620.6  | 203,908  | 24,56                           | 481.79                         | -2.9                         | 68.1                                | -0.4                                       | 9.9  | 34,602                                 |  | 30.2   |  |
| 10/26/2017 18:35  | 173.92                | 27,513.2    | 1152.27    | 27654.4   | 174.0                    | 0              | 10.6             | 10.6                | 6.99                  | 7.94                                       | 0.14          | 0.95            | 574,104                  | 9%                | 681.1  | 202,564  | 27.44                           | 546.67                         | 2.9                          | 64.9                                | 0.4  | 8.9  | 34,667                                 |  | 30.1   |  |
| 11/8/2017 8:40  | 302.08                | 27,534.0    | 1153.13    | 27675.2   | 20.8                     | 0              | 11.6             | 11.6                | 6.94                  | 7.88                                       | 0.20          | 0.94            | 612.79                   | 9%                | 270.8  | 201,317  | 46.74                           | 566.05                         | 19.3                         | 19.4                                | 22.3                                       | 22.4   | 34,686                                 |  | 30.1   | Ice at Base of Tank, WL is top of ice. System off since 10/27 due to power outage. |
| 11/8/2017 10:15   | 0.00                  | 27,534.0    | 1153.14    | 27675.4   | 0.0                      | 0              | 3.5              | 3.5                 | 7.86                  | 7.87                                       | 0.21          | 0.01            | 53,8853                  | 1%                | NA   | 219.9  | 50.27                           | 3.61                           | 0.0                          | 0.0                                 | 0.0  | 0.0  | 34,686                                 |  | 30.1   | Ice at Base of Tank, WL is top of ice, After pump out                              |
| 5/14/2018 10:10   | 4,487.92              | 27,534.0    | 1153.14    | 27675.4   | 0.0                      | 0              | 1.9              | 1.9                 | 7.86                  | 7.87                                       | 0.21          | 0.01            | 53,8853                  | 1%                | NA   | 219.9  | 50.27                           | 3.61                           | 0.0                          | 0.0                                 | 0.0  | 0.0  | 34,686                                 |  | 30.1   | T=0 Conditions (Start of Season) - Ice Dam Caused Diff. in Dial                    |
| 5/15/2018 16:15   | 30.08                 | 27,562.5    | 1154.33    | 27703.9   | 28.5                     | 0              | 3.7              | 3.7                 | 7.59                  | 7.87                                       | 0.21          | 0.28            | 177,256                  | 3%                | 62.5   | 215,255  | 50.27                           | 126.98                         | 0.0                          | 123.4                               | 0.0  | 103.9  | 34,809                                 |  | 30.2   |  |
| 5/23/2018 17:15   | 193.00                | 27,755.6    | 1162.38    | 27897.0   | 193.1                    | 0              | 6.6              | 6.6                 | 7.33                  | 7.87                                       | 0.21          | 0.54            | 332,228                  | 5%                | 329.0  | 210,642  | 50.27                           | 281.96                         | 0.0                          | 155.0                               | 0.0  | 19.3   | 34,964                                 |  | 30.1   |  |
| 5/24/2018 8:20  | 15.08                 | 27,770.5    | 1163.00    | 27911.9   | 14.9                     | 0              | 6.8              | 6.8                 | 7.32                  | 7.87                                       | 0.21          | 0.55            | 338,759                  | 0.0508008         | 601.7  | 210,498  | 50.27                           | 288.49                         | 0.0                          | 6.5                                 | 0.0  | 10.5   | 34,971                                 |  | 30.1   |  |
| 5/30/2018 17:46   | 153.43                | 27,924.2    | 1169.40    | 28065.6   | 153.7                    | 0              | 8.4              | 8.4                 | 7.19                  | 7.86                                       | 0.22          | 0.67            | 427,055                  | 0.0640418         | 472.0  | 208,201  | 53.89                           | 373.17                         | 3.6                          | 84.7                                | 0.6  | 13.2   | 35,056                                 |  | 30.0   |  |
| 6/8/2018 9:25   | 207.65                | 28,131.8    | 1178.05    | 28273.2   | 207.6                    | 0              | 10.2             | 10.2                | 7.02                  | 7.86                                       | 0.22          | 0.84            | 551,247                  | 0.0826659         | 426.1  | 204,842  | 53.89                           | 497.36                         | 0.0                          | 124.2                               | 0.0  | 14.4   | 35,180                                 |  | 29.9   |  |
| 6/12/2018 9:00  | 95.58                 | 28,227.5    | 1182.04    | 28368.9   | 95.7                     | 0              | 11.0             | 11                  | 6.97                  | 7.86                                       | 0.22          | 0.89            | 589,491                  | 0.088401          | 633.8  | 204,028  | 53.89                           | 535.61                         | 0.0                          | 38.2                                | 0.0  | 9.6  | 35,218                                 |  | 29.8   |  |
| 6/15/2018 16:15   | 79.25                 | 28,306.8    | 1185.34    | 28448.2   | 79.3                     | 0              | 11.4             | 11.4                | 6.91                  | 7.88                                       | 0.2           | 0.97            | 636,345                  | 0.0954273         | 369.1  | 202,711  | 46.74                           | 589.60                         | -7.1                         | 54.0                                | -2.2                                       | 16.3   | 35,272                                 |  | 29.8   |  |
| 6/19/2018 17:12   | 96.95                 | 28,403.7    | 1189.38    | 28545.1   | 96.9                     | 1              | 2.3              | 14.3                | 6.68                  | 7.58                                       | 0.5           | 0.9             | 824,925                  | 0.123707          | 447.8  | 196,748  | 182.64                          | 642.29                         | 135.9                        | 52.7                                | 33.7                                       | 13.0   | 35,325                                 |  | 29.7   |  |
| 6/27/2018 9:05  | 183.88                | 28,587.6    | 1197.04    | 28729.0   | 183.9                    | 1              | 3.6              | 15.6                | 6.58                  | 7.56                                       | 0.52          | 0.98            | 910,979                  | 0.1366118         | 587.1  | 194,686  | 193.55                          | 717.42                         | 10.9                         | 75.1                                | 1.4  | 9.8  | 35,400                                 |  | 29.6   | System OFF at 9:10am for Pumpout   |
| 6/28/2018 10:25   | 25.33                 | 28,587.6    | 1197.04    | 28729.0   | 0.0                      | 0              | 2.0              | 2                   | 7.83                  | 7.96                                       | 0.12          | 0.13            | 65,2001                  | 0.0097775         | NA   | 223,285  | 21.79                           | 43.41                          | 0.0                          | 0.0                                 | 0.0  | 0.0  | 35,400                                 |  | 29.6   | T=0 Conditions after pump out, System ON at 10:25am after Pumpout                  |
| 7/3/2018 14:30  | 124.08                | 28,711.5    | 1202.20    | 28852.9   | 123.9                    | 0              | 2.4              | 2.4                 | 7.69                  | 7.96                                       | 0.12          | 0.27            | 126,355                  | 0.0189484         | 552.3  | 221,788  | 21.79                           | 104.57                         | 0.0                          | 61.2                                | 0.0  | 11.8   | 35,461                                 |  | 29.5   |  |
| 7/10/2018 14:15   | 167.75                | 28,878.8    | 1209.18    | 29020.2   | 167.3                    | 0              | 4.0              | 4                   | 7.56                  | 7.96                                       | 0.12          | 0.4             | 193,554                  | 0.0290256         | 671.7  | 220,365  | 21.79                           | 171.76                         | 0.0                          | 67.2                                | 0.0  | 9.6  | 35,528                                 |  | 29.4   |  |
| 7/25/2018 14:00   | 359.75                | 29,239.0    | 1224.18    | 29380.4   | 360.2                    | 0              | 6.0              | 6                   | 7.38                  | 7.96                                       | 0.12          | 0.58            | 300,163                  | 0.0450129         | 896.5  | 218.77   | 21.79                           | 278.37                         | 0.0                          | 106.6                               | 0.0  | 7.1  | 35,635                                 |  | 29.1   |  |
| 8/8/2018 10:45  | 332.75                | 29,571.7    | 1238.05    | 29713.1   | 332.7                    | 0              | 8.0              | 8                   | 7.19                  | 7.96                                       | 0.12          | 0.77            | 427,055                  | 0.0640418         |  |  |                                 |                                |                              |                                     |  |  |  |  |  |  |

**Table 7**  
**Phase II System LNAPL Recovery Summary**  
 Former Amoco Terminal  
 Superior, WI

| Superior Barge Dock Product Skimming System - Phase II |                       | Tank Dimensions/Volume Calculation (depth meas. from top of hori. cylindrical tank) |            |                              |                |                  |                     |                       |                     |               |                 |  |                   |  |  |                                 |                                |                              |                                     |  |  | Notes                                  |  |  |      |  |
|--|-----------------------|---|------------|------------------------------|----------------|------------------|---------------------|-----------------------|---------------------|---------------|-----------------|--|-------------------|--|--|---------------------------------|--------------------------------|------------------------------|-------------------------------------|--|--|--|--|--|------|--|
| 5 LNAPL Skimming Wells on C. Reiss property            |                       | Diameter of tank = 8.00 feet  |            |                              |                |                  |                     |                       |                     |               |                 | Depth of tank from top of bung = 8.08 feet |                   |  |  |                                 |                                |                              |                                     |  |  |  |  |  |      |  |
| Product Recovery Table                                 |                       | Length of tank = 18.67 feet   |            |                              |                |                  |                     |                       |                     |               |                 | Depth of bung = 0.08 feet                  |                   |  |  |                                 |                                |                              |                                     |  |  |  |  |  |      |  |
|  |                       | Full Volume of tank = 7,019 gallons   |            |                              |                |                  |                     |                       |                     |               |                 | 95% full volume of tank = 6,668 gallons    |                   |  |  |                                 |                                |                              |                                     |  |  |  |  |  |      |  |
| Date/Time  | Operational Time      |   |            |                              | Dial hour hand | Dial minute hand | Dial total (inches) | Depth to Product (ft) | Depth to Water (ft) | Water Tx (ft) | Product Tx (ft) | Total Fluid Volume (gal)                   | 95% Tank full (%) | Period Estimated # of days until tank full (95%) | Cumulative Estimated # of days until tank full (95%) | Current Tank Water Volume (gal) | Current Tank Free Volume (gal) | Period Water recovered (gal) | Period Free Product recovered (gal) | Period Water recovery rate (gallons / day) | Period Product recovery rate (gallons / day) | Cumulative Product recovered (gallons) | Cumulative Water recovery rate (gallons / day) | Cumulative Product recovery rate (gallons / day) |      |  |
|  | Calendar Period hours | Total hours   | Total days | Panel Hour Meter total hours |                |                  |                     |                       |                     |               |                 |  |                   |  |  |                                 |                                |                              |                                     |  |  |  |  |  |      |  |
| 9/12/2019 22:45  | 366.20                | 35,087.8  | 1405.95    | 33742.7                      | 354.1          | 2                | 9.6                 | 33.6                  | 5.07                | 6.28          | 1.8             | 1.21                                       | 2414.75           | 0.3621204  | 830.4  | 159.852                         | 1182.00                        | 1232.75                      | 0.0                                 | 75.6                                       | 0.0  | 5.1                                    | 37,412   | 0.0  | 26.6 |  |
| 9/25/2019 15:53  | 305.13                | 35,405.0  | 1419.16    | 34059.9                      | 317.2          | 2                | 10.5                | 34.5                  | 5                   | 6.28          | 1.8             | 1.28                                       | 2490.68           | 0.3735068  | 727.2  | 158.153                         | 1182.00                        | 1308.68                      | 0.0                                 | 75.9                                       | 0.0  | 5.7                                    | 37,488   | 0.0  | 26.4 |  |
| 10/4/2019 8:15   | 208.37                | 35,613.4  | 1427.85    | 34268.3                      | 208.4          | 2                | 11.0                | 35.0                  | 4.95                | 6.28          | 1.8             | 1.33                                       | 2545.12           | 0.3816698  | 657.7  | 156.82                          | 1182.00                        | 1363.11                      | 0.0                                 | 54.4                                       | 0.0  | 6.3                                    | 37,542   | 0.0  | 26.3 |  |
| 10/21/2019 11:30                                       | 411.25                | 36,024.6  | 1444.98    | 34679.5                      | 411.2          | 3                | 0.0                 | 36.0                  | 4.86                | 6.26          | 1.82            | 1.4  | 2643.48           | 0.3964211  | 865.5  | 154.587                         | 1200.70                        | 1442.79                      | 18.7                                | 79.7                                       | 1.1  | 4.7                                    | 37,622   | 0.1  | 26.0 | System down on 10/18 when power line knocked down. System restarted 10/21 at ~ 9:40am                          |
| 10/29/2019 10:25                                       | 190.92                | 36,215.6  | 1452.94    | 34870.5                      | 191.0          | 3                | 0.7                 | 36.7                  | 4.82                | 6.26          | 1.82            | 1.44                                       | 2687.35           | 0.4029994  | 722.2  | 153.566                         | 1200.70                        | 1486.65                      | 0.0                                 | 43.9                                       | 0.0  | 5.5                                    | 37,666   | 0.0  | 25.9 | System Shutdown, end of Season.  |
| 10/30/2019 11:45                                       | 25.33                 | 36,221.3  | 1453.18    | 34876.2                      | 5.7            | 0                | 0.5                 | 0.5                   | 7.97                | 7.99          | 0.09            | 0.02                                       | 19.1312           | 0.0028689  | NA   | 256.531                         | 14.17                          | 4.96                         | 0.0                                 | 0.0  | 0.0  | 0.0                                    | 37,666   | 0.0  | 25.9 | System pump out. End of season.  |
| 4/21/2020 14:00  | 4,203.58              | 36,215.6  | 1453.18    | 34876.2                      | 0.0            | 0                | 0.5                 | 0.5                   | 7.97                | 7.99          | 0.09            | 0.02                                       | 19.1312           | 0.0028689  | NA   | 256.531                         | 14.17                          | 4.96                         | 0.0                                 | 0.0  | 0.0  | 0.0                                    | 37,666   | 0.0  | 25.9 | T=0 Conditions (Start of Season)   |
| 4/21/2020 17:48  | 3.80                  | 36,219.3  | 1453.33    | 34879.9                      | 3.7            | 0                | 1.5                 | 1.5                   | 7.78                | 7.98          | 0.1             | 0.2  | 85.5435           | 0.0128282  | 15.9   | 253.565                         | 16.59                          | 68.95                        | 2.4                                 | 64.0                                       | 15.7   | 415.1                                  | 37,730   | 101.8  | 26.0 |  |
| 4/22/2020 11:38  | 17.83                 | 36,237.2  | 1454.08    | 34897.8                      | 17.9           | 0                | 3.2                 | 3.2                   | 7.67                | 7.95          | 0.13            | 0.28                                       | 136.093           | 0.0204087  | 114.4  | 251.464                         | 24.56                          | 111.53                       | 8.0                                 | 42.6                                       | 10.7   | 57.1                                   | 37,773   | 1.0  | 26.0 |  |
| 4/30/2020 11:55  | 192.28                | 36,429.5  | 1462.09    | 35090.1                      | 192.3          | 0                | 5.2                 | 5.2                   | 7.45                | 7.95          | 0.13            | 0.5  | 256.996           | 0.0385396  | 424.9  | 247.378                         | 24.56                          | 232.44                       | 0.0                                 | 120.9                                      | 0.0  | 15.1                                   | 37,893   | 1.0  | 25.9 |  |
| 5/11/2020 12:50  | 264.92                | 36,694.3  | 1473.12    | 35354.9                      | 264.8          | 0                | 7.0                 | 7.0                   | 7.31                | 7.95          | 0.13            | 0.64                                       | 345.329           | 0.051786   | 789.8  | 245.239                         | 24.56                          | 320.77                       | 0.0                                 | 88.3                                       | 0.0  | 8.0                                    | 37,982   | 0.0  | 25.8 |  |
| 5/20/2020 15:45  | 218.92                | 36,913.3  | 1482.25    | 35573.9                      | 219.0          | 0                | 8.4                 | 8.4                   | 7.2                 | 7.94          | 0.14            | 0.74                                       | 420.047           | 0.062991   | 793.6  | 243.382                         | 27.44                          | 392.61                       | 2.9                                 | 71.8                                       | 0.3  | 7.9                                    | 38,054   | 0.0  | 25.7 |  |
| 5/28/2020 15:15  | 191.50                | 37,085.7  | 1489.43    | 35746.3                      | 172.4          | 0                | 9.3                 | 9.3                   | 7.09                | 7.93          | 0.15            | 0.84                                       | 498.983           | 0.0748283  | 583.5  | 240.99                          | 30.42                          | 468.56                       | 3.0                                 | 76.0                                       | 0.4  | 10.6                                   | 38,130   | 0.1  | 25.6 | System down on 5.27.2020, assumed to be during storm the night before. System restarted 5.27.2020 at ~ 11:40am |
| 6/2/2020 20:15   | 125.00                | 37,179.4  | 1493.33    | 35840.0                      | 93.7           | 0                | 10.0                | 10.0                  | 7.06                | 7.93          | 0.15            | 0.87                                       | 521.195           | 0.0781592  | 1080.5   | 240.612                         | 30.42                          | 490.78                       | 0.0                                 | 22.2                                       | 0.0  | 5.7                                    | 38,152   | 0.0  | 25.5 | System down on 6.1.2020 at 12:02pm, restarted at 19:20 on 6.2.2020; down for approx. ~31 hours 18 mins         |
| 6/11/2020 9:45   | 205.50                | 37,384.9  | 1501.90    | 36045.5                      | 205.5          | 0                | 10.8                | 10.8                  | 7.00                | 7.93          | 0.15            | 0.93                                       | 566.455           | 0.0849465  | 1154.4   | 239.925                         | 30.42                          | 536.04                       | 0.0                                 | 45.3                                       | 0.0  | 5.3                                    | 38,197   | 0.0  | 25.4 |  |
| 6/22/2020 11:05  | 265.33                | 37,650.2  | 1512.95    | 36310.8                      | 265.3          | 0                | 11.8                | 11.8                  | 6.90                | 7.93          | 0.15            | 1.03                                       | 644.253           | 0.0966132  | 856.0  | 238.125                         | 30.42                          | 613.84                       | 0.0                                 | 77.8                                       | 0.0  | 7.0                                    | 38,275   | 0.0  | 25.3 |  |
| 7/6/2020 9:55  | 334.83                | 37,985.1  | 1526.90    | 36645.7                      | 334.9          | 1                | 0.8                 | 12.8                  | 6.81                | 7.93          | 0.15            | 1.12                                       | 716.652           | 0.1074702  | 1147.1   | 236.984                         | 30.42                          | 686.23                       | 0.0                                 | 72.4                                       | 0.0  | 5.2                                    | 38,347   | 0.0  | 25.1 |  |
| 7/20/2020 10:40  | 336.75                | 38,321.8  | 1540.93    | 36982.4                      | 336.7          | 1                | 2.0                 | 14.0                  | 6.72                | 7.93          | 0.15            | 1.21                                       | 791.163           | 0.1186441  | 1106.6   | 235.71                          | 30.42                          | 766.75                       | 0.0                                 | 74.5                                       | 0.0  | 5.3                                    | 38,422   | 0.0  | 24.9 |  |
| 7/28/2020 11:30  | 192.83                | 38,514.9  | 1548.98    | 37175.5                      | 193.1          | 1                | 2.4                 | 14.4                  | 6.66                | 7.93          | 0.15            | 1.27                                       | 841.949           | 0.1262601  | 923.1  | 234.583                         | 30.42                          | 811.53                       | 0.0                                 | 50.8                                       | 0.0  | 6.3                                    | 38,473   | 0.0  | 24.8 |  |
| 8/12/2020 10:55  | 359.42                | 38,874.0  | 1563.94    | 37534.6                      | 359.1          | 1                | 3.5                 | 15.5                  | 6.60                | 7.93          | 0.15            | 1.33                                       | 893.584           | 0.13400  | 1673.4   | 234.435                         | 30.42                          | 863.17                       | 0.0                                 | 51.6                                       | 0.0  | 3.5                                    | 38,524   | 0.0  | 24.6 |  |
| 8/25/2020 11:40  | 312.75                | 39,186.8  | 1576.98    | 37847.4                      | 312.8          | 1                | 4.3                 | 16.3                  | 6.53                | 7.92          | 0.16            | 1.39                                       | 954.854           | 0.14319  | 1279.7   | 233.528                         | 33.50                          | 921.36                       | 3.1                                 | 58.2                                       | 0.2  | 4.5                                    | 38,582   | 0.0  | 24.5 |  |
| 9/8/2020 10:45   | 335.08                | 39,521.9  | 1590.94    | 38182.5                      | 335.1          | 1                | 5.0                 | 17.0                  | 6.47                | 7.92          | 0.16            | 1.45                                       | 1008.22           | 0.1511937  | 1481.0   | 233.073                         | 33.50                          | 974.72                       | 0.0                                 | 53.4                                       | 0.0  | 3.8                                    | 38,636   | 0.0  | 24.3 |  |
| 9/23/2020 14:15  | 363.50                | 39,885.5  | 1606.09    | 38546.1                      | 363.6          | 1                | 5.8                 | 17.8                  | 6.39                | 7.92          | 0.16            | 1.53                                       | 1080.53           | 0.1620375  | 1170.7   | 231.853                         | 33.50                          | 1047.03                      | 0.0                                 | 72.3                                       | 0.0  | 4.8                                    | 38,708   | 0.0  | 24.1 |  |
| 10/7/2020 10:40  | 332.42                | 40,217.8  | 1619.93    | 38878.4                      | 332.3          | 1                | 6.4                 | 18.4                  | 6.33                | 7.90          | 0.18            | 1.57                                       | 1135.59           | 0.1702953  | 1575.5   | 231.256                         | 39.94                          | 1095.65                      | 6.4                                 | 48.6                                       | 0.5  | 3.5                                    | 38,757   | 0.0  | 23.9 |  |
| 10/20/2020 17:30                                       | 318.83                | 40,534.5  | 1633.13    | 39195.1                      | 316.7          | 1                | 7.0                 | 19.0                  | 6.21                | 7.83          | 0.25            | 1.62                                       | 1247.75           | 0.1871147  | 823.1  | 227.903                         | 65.20                          | 1182.55                      | 25.3                                | 86.9                                       | 1.9  | 6.6                                    | 38,844   | 0.1  | 23.8 | System Shutdown, end of Season.  |
| 10/21/2020 8:00  | 14.50                 | 40,534.5  | 1633.13    | 39195.1                      | 0.0            | 0                | 0.5                 | 0.5                   | 7.85                | 7.98          | 0.1             | 0.13                                       | 57.5787           | 0.0086346  | NA   | 277.939                         | 16.59                          | 40.99                        | 0.0                                 | 0.0  | 0.0  | 0.0                                    | 38,844   | 0.0  | 23.8 | System pump out. End of season.  |
| 4/28/2021 11:46  | 4,539.77              | 40,537.1  | 1633.24    | 39197.7                      | 2.6            | 0                | 1.6                 | 1.6                   | 7.85                | 7.98          | 0.1             | 0.13                                       | 57.5787           | 0.0086346  | NA   | 277.958                         | 16.59                          | 40.99                        | 0.0                                 | 0.0  | 0.0  | 0.0                                    | 38,844   | 0.0  | 23.8 | T=0 Conditions (Start of Season)   |
| 4/29/2021 8:28   | 20.70                 | 40,555.0  | 1633.98    | 39215.6                      | 17.9           | 0                | 2.7                 | 2.7                   | 7.68                | 7.98          | 0.1             | 0.3  | 131.195           | 0.0196743  | 68.2   | 274.468                         | 16.59                          | 114.61                       | 0.0                                 | 73.6                                       | 0.0  | 98.7                                   | 38,918   | 0.0  | 23.8 |  |
| 4/29/2021 11:30  | 3.03                  | 40,558.0  | 1634.11    | 39218.6                      | 3.0            | 0                | 2.8                 | 2.8                   | 7.66                | 7.96          | 0.12            | 0.3  | 141.047           | 0.0211517  | 175.4  | 274.043                         | 21.79                          | 119.26                       | 5.2                                 | 4.7  | 41.6   | 37.2                                   | 38,922   | 332.9  | 23.8 |  |
| 5/6/2021 13:15   | 169.75                | 40,730.0  | 1641.28    | 39390.6                      | 172.0          | 0                | 4.9                 | 4.9                   | 7.48                | 7.96          | 0.12            | 0.48                                       | 239.143           | 0.0358623  | 469.7  | 270.426                         | 21.79                          | 217.35                       | 0.0                                 | 98.1                                       | 0.0  | 13.7                                   | 39,020   | 0.0  | 23.8 |  |
| 5/13/2021 16:56  | 171.68                | 40,899.4  | 1648.33    | 39560.0                      | 169.4          | 0                | 5.9                 | 5.9                   | 7.37                | 7.96          | 0.12            | 0.59                                       | 306.496           | 0.0459626  | 666.7  | 268.281                         | 21.79                          | 284.71                       | 0.0                                 | 67.4                                       | 0.0  | 9.5                                    | 39,088   | 0.0  | 23.7 |  |
| 5/19/2021 16:45  | 143.82                | 41,043.1  | 1654.32    | 39703.7                      | 143.7          | 0                | 6.8                 | 6.8                   | 7.30                | 7.96          | 0.12            | 0.66                                       | 351.937           | 0.052777   | 832.3  | 267.022                         | 21.79                          | 330.15                       | 0.0                                 | 45.4                                       | 0.0  | 7.6                                    | 39,133   | 0.0  | 23.7 |  |
| 5/28/2021 8:00   | 207.25                | 41,250.5  | 1662.96    | 39911.1                      | 207.4          | 0                | 8.0                 | 8.0                   | 7.22                | 7.96          | 0.12            | 0.74                                       | 406.137           | 0.060905   | 998.4  | 265.745                         | 21.79                          | 384.35                       | 0.0                                 | 54.2                                       | 0.0  | 6.3                                    | 39,187   | 0.0  | 23.6 |  |
| 6/8/2021 11:50   | 267.83                | 41,518.5  | 1674.13    | 40179.1                      | 268.0          | 0                | 9.2                 | 9.2                   | 7.10                | 7.96          | 0.12            | 0.86                                       | 491.642           | 0.0737275  | 806.7  | 263.303                         | 21.79                          | 469.85                       | 0.0                                 | 85.5                                       | 0.0  | 7.7                                    | 39,273   | 0.0  | 23.5 |  |
| 6/22/2021 13:20  | 337.50                | 41,855.9  | 1688.19    | 40516.5                      | 337.4          | 0                | 9.5                 | 9.5                   | 7.00                | 7.96          | 0.12            | 0.96                                       | 566.455           | 0.0849465  | 1146.6   | 261.799                         | 21.79                          | 544.67                       | 0.0                                 | 74.8                                       | 0.0  | 5.3                                    | 39,348   | 0.0  | 23.3 |  |
| 7/1/2021 12:05   | 214.75                | 42,070.5  | 1697.13    | 40731.1                      | 214.6          | 0                | 11.2                | 11.2                  | 6.95                | 7.96          | 0.12            | 1.01                                       | 604.995           | 0.090726   | 1406.8   | 261.267                         | 21.79                          | 583.20                       | 0.0                                 | 38.5                                       | 0.0  | 4.3                                    | 39,386   | 0.0  | 23.2 |  |
| 7/12/2021 11:40  | 263.58                | 42,334.1  | 1708.11    | 40994.7                      | 263.6          | 0                | 11.9                | 11.9                  | 6.88                | 7.96          | 0.12            | 1.08                                       | 660.152           | 0.0989975  | 1196.4   | 260.202                         | 21.79                          | 638.36                       | 0.0                                 | 55.2                                       | 0.0  | 5.0                                    | 39,441   | 0.0  | 23.1 |  |
| 7/27/2021 10:50  | 359.17                | 42,693.3  | 1723.08    | 41353.9                      | 359.2          | 1                | 0.6                 | 12.6                  | 6.81                | 7.96          | 0.12            | 1.15                                       | 716.652           | 0.1074702  | 1576.6   | 259.642                         | 21.79                          | 694.86                       | 0.0                                 | 56.5                                       | 0.0  | 3.8                                    | 39,498   | 0.0  | 22.9 |  |
| 8/3/2021 10:30   | 167.67                | 42,861.2  | 1730.08    | 41521.8                      | 167.9          | 1                | 1.1                 | 13.1                  | 6.78                | 7.96          | 0.12            | 1.18                                       | 741.26            | 0.111606   | 1685.0   | 259.456                         | 21.79                          | 719.47                       | 0.0                                 | 24.6                                       | 0.0  | 3.5                                    | 39,522   | 0.0  | 22.8 |  |
| 8/10/2021 10:30  | 168.00                | 43,029.8  | 1737.10    | 41690.4                      | 168.6          | 1                | 1.4                 | 13.4                  | 6.75                | 7.96          | 0.12            | 1.21                                       | 766.099           | 0.1148855  | 1669.3   | 259.255                         | 21.79                          | 744.31                       | 0.0                                 | 24.8                                       | 0.0  | 3.5                                    | 39,547   | 0.0  | 22.8 |  |
| 8/24/2021 12:05  | 337.58                | 43,366.6  | 1751.13    | 42027.2                      | 336.8          | 1                | 2.2                 | 14.2                  | 6.70                | 7.96          | 0.12            | 1.26                                       | 807.996           | 0.1211683  | 1963.0   | 259.22                          | 21.79                          | 786.21                       | 0.0                                 | 41.9                                       | 0.0  | 3.0                                    | 39,589   | 0.0  | 22.6 |  |
| 8/31/2021 15:15  | 171.17                | 43,537.9  | 1758.27    | 42198.5                      | 171.3          | 1                | 2.6                 | 14.6                  | 6.66                | 7.96          | 0.12            | 1.30                                       | 841.949           | 0.126260   |  |                                 |                                |                              |                                     |  |  |  |  |  |      |  |

**Table 8  
MRW-3 LNAPL Recovery**

| <b>1,000 Gallon Product Storage Tank (MRW-3)</b> |                        |                         |   |   |   |   |   |   |  |
|--|------------------------|-------------------------|---|---|---|---|---|---|--|
| <b>Date / Time</b>                               | <b>Period Run Time</b> | <b>Run Time Per Day</b> | <b>Depth to Water<br/>(feet from TOC)</b> | <b>Water Level<br/>(feet from tank top)</b> | <b>Depth to LNAPL<br/>(feet from TOC)</b> | <b>LNAPL Level<br/>(feet from tank top)</b> | <b>Water Volume<br/>(gallons, from chart)</b> | <b>Water Volume<br/>(gallons, calculated)</b> | <b>Total Liquid Volume<br/>(gallons, from chart)</b> |
| 8/22/2017 8:18                                   | 163.0                  | 163.0                   | 7.68                                      | 6.78  | 7.45                                      | 6.55  | 103.6   | 103.6   | 142.1  |
| 8/22/2017 15:00                                  | 6.7                    | 6.7                     | 7.68                                      | 6.78  | 7.44                                      | 6.54  | 103.6   | 103.6   | 143.8  |
| 8/23/2017 16:50                                  | 25.8                   | 25.8                    | 7.66                                      | 6.76  | 7.4                                       | 6.5   | 106.9   | 107.0   | 150.4  |
| 8/30/2017 9:36                                   | 160.8                  | 160.8                   | 7.49                                      | 6.59  | 7.18                                      | 6.28  | 135.4   | 135.4   | 187.2  |
| 8/30/2017 11:00                                  | 1.4                    | 162.2                   | 8.3                                       | 7.4   | 8.3                                       | 7.4   | 0.00  | 0.0   | 0.0  |
| 9/7/2017 17:45                                   | 198.8                  | 198.8                   | 8.3                                       | 7.4   | 8.21                                      | 7.31  | 0   | 0.0   | 15.0   |
| 9/14/2017 14:10                                  | 164.4                  | 164.4                   | 8.21                                      | 7.31  | 8.03                                      | 7.13  | 15  | 15.1  | 45.1   |
| 9/19/2017 14:21                                  | 120.2                  | 120.2                   | 8.17                                      | 7.27  | 7.94                                      | 7.04  | 21.7  | 21.7  | 60.2   |
| 9/27/2017 13:31                                  | 191.2                  | 191.2                   | 8.03                                      | 7.13  | 7.74                                      | 6.84  | 45.1  | 45.1  | 93.6   |
| 10/4/2017 15:11                                  | 169.7                  | 169.7                   | 7.93                                      | 7.03  | 7.6                                       | 6.7   | 61.8  | 61.8  | 117.0  |
| 10/12/2017 16:30                                 | 193.3                  | 193.3                   | 7.86                                      | 6.96  | 7.42                                      | 6.52  | 70.2  | 73.5  | 147.1  |
| 10/19/2017 12:45                                 | 164.3                  | 164.3                   | 7.79                                      | 6.89  | 7.26                                      | 6.36  | 85.3  | 85.2  | 173.8  |
| 10/26/2017 12:45                                 | 168.0                  | 168.0                   | 7.72                                      | 6.82  | 7.12                                      | 6.22  | 96.9  | 96.9  | 197.2  |
| 11/8/2017 8:45                                   | 0.0                    | 0.0                     | 7.57                                      | 6.67  | 6.87                                      | 5.97  | 122.1   | 122.0   | 239.0  |
| 11/8/2017 10:15                                  | 1.5                    | 1.5                     | 8.31                                      | 7.41  | 8.3                                       | 7.4   | 0   | 0.0   | 0.0  |
| 5/15/2018 11:15                                  | 25.1                   | 25.1                    | 7.85                                      | 6.95  | 7.36                                      | 6.46  | 75.2  | 75.2  | 157.1  |
| 5/15/2018 16:20                                  | 5.1                    | 30.2                    | 7.79                                      | 6.89  | 7.25                                      | 6.35  | 85.3  | 85.2  | 175.5  |
| 5/24/2018 8:30                                   | 208.2                  | 208.2                   | 7.72                                      | 6.82  | 7.02                                      | 6.12  | 96.9  | 96.9  | 213.9  |
| 5/30/2018 10:30                                  | 146.0                  | 146.0                   | 7.61                                      | 6.71  | 6.88                                      | 5.98  | 115.3   | 115.3   | 237.3  |
| 6/8/2018 9:30                                    | 215.0                  | 215.0                   | 7.48                                      | 6.58  | 6.66                                      | 5.76  | 137.1   | 137.1   | 274.0  |
| 6/12/2018 9:00                                   | 95.5                   | 95.5                    | 7.45                                      | 6.55  | 6.58                                      | 5.68  | 142.1   | 142.1   | 287.5  |
| 6/15/2018 16:27                                  | 79.5                   | 79.5                    | 7.41                                      | 6.51  | 6.51                                      | 5.61  | 148.7   | 148.7   | 299.1  |
| 6/19/2018 17:21                                  | 96.9                   | 96.9                    | 7.41                                      | 6.51  | 6.51                                      | 5.61  | 148.7   | 148.7   | 299.1  |
| 6/27/2018 9:00                                   | 183.7                  | 183.7                   | 7.41                                      | 6.51  | 6.4                                       | 5.5   | 148.7   | 148.7   | 317.5  |
| 6/28/2018 10:30                                  | 25.5                   | 25.5                    | 8.31                                      | 7.41  | 8.28                                      | 7.38  | 0   | 0.0   | 3.4  |
| 7/3/2018 14:38                                   | 124.1                  | 124.1                   | 8.26                                      | 7.36  | 8.18                                      | 7.28  | 6.7   | 6.7   | 20.1   |
| 7/10/2018 14:20                                  | 167.7                  | 167.7                   | 8.23                                      | 7.33  | 8.07                                      | 7.17  | 11.7  | 11.7  | 38.4   |
| 7/25/2018 14:05                                  | 359.8                  | 359.8                   | 8.19                                      | 7.29  | 7.92                                      | 7.02  | 18.4  | 18.4  | 63.5   |
| 8/8/2018 10:50                                   | 332.8                  | 332.8                   | 8.15                                      | 7.25  | 7.76                                      | 6.86  | 25.1  | 25.1  | 90.2   |
| 8/16/2018 18:35                                  | 199.7                  | 199.7                   | 8.11                                      | 7.21  | 7.66                                      | 6.76  | 31.7  | 31.8  | 106.9  |
| 8/28/2018 10:31                                  | 279.9                  | 279.9                   | 8.05                                      | 7.15  | 7.52                                      | 6.62  | 41.8  | 41.8  | 130.4  |
| 9/4/2018 10:20                                   | 167.8                  | 167.8                   | 8.00                                      | 7.1   | 7.42                                      | 6.52  | 50.1  | 50.1  | 147.1  |
| 5/7/2019 11:15                                   | 0.0                    | 0.0                     | 8.30                                      | 7.4   | 8.30                                      | 7.4   | 0   | 0.0   | 0.0  |
| 5/7/2019 17:23                                   | 6.1                    | 6.1                     | 8.30                                      | 7.4   | 8.23                                      | 7.33  | 0   | 0.0   | 11.7   |
| 5/14/2019 17:23                                  | 168.0                  | 168.0                   | 8.21                                      | 7.31  | 8.02                                      | 7.12  | 15  | 15.1  | 46.8   |
| 5/22/2019 16:15                                  | 190.9                  | 190.9                   | 8.17                                      | 7.27  | 7.8                                       | 6.9   | 21.7  | 21.7  | 83.6   |
| 5/28/2019 16:57                                  | 144.7                  | 144.7                   | 8.11                                      | 7.21  | 7.65                                      | 6.75  | 31.7  | 31.8  | 108.6  |
| 6/4/2019 7:38                                    | 158.7                  | 158.7                   | 8.09                                      | 7.19  | 7.57                                      | 6.67  | 35.1  | 35.1  | 122.1  |
| 6/5/2019 7:38                                    | 24.0                   | 24.0                    | 8.09                                      | 7.19  | 8.57                                      | 7.67  | 36.1  | 35.1  | 123.1  |
| 5/20/2020 10:00                                  | 0.0                    | 0.0                     | 8.31                                      | 7.41  | 8.31                                      | 7.41  | 0   | 0.0   | 0.0  |
| 5/20/2020 16:00                                  | 6.0                    | 6.0                     | 8.31                                      | 7.41  | 8.3                                       | 7.40  | 0   | 0.0   | 0.0  |
| 5/26/2020 16:00                                  | 144.0                  | 144.0                   | 8.31                                      | 7.41  | 8.25                                      | 7.35  | 0   | 0.0   | 8.4  |
| 6/9/2020 16:00                                   | 336.0                  | 336.0                   | 8.31                                      | 7.41  | 8.25                                      | 7.35  | 0   | 0.0   | 8.4  |

**Table 8  
MRW-3 LNAPL Recovery**

| 1,000 Gallon Product |                        |                              |   |  |  |  |  |
|----------------------|------------------------|------------------------------|---|--|--|--|--|
| Date / Time          | LNAPL Volume (gallons) | LNAPL Volume (gallons, calc) | Total LNAPL Recovered Since Previous Monitoring Day (gallons) | Cumulative Holding Tank LNAPL Volume (gallons) | Monitoring Period LNAPL Recovery (gallons/day) | Total Pilot Test LNAPL Recovered (gallons) | Comments   |
| 8/22/2017 8:18       | 38.5                   | 38.4                         | 5.0   | 1696.9   | 0.7  | 1253.7                                     | Last MWAST-4 Reading Before Switch to MRW-3  |
| 8/22/2017 15:00      | 40.2                   | 40.1                         | 1.7   | 40.1   | 6.0  | 1.7  | Tank switch to MRW-3 recovery only @ 15:00. 1253.7 final for MWAST-4. MRW-3 Pilot Test Began with 38.43 Gallons of LNAPL in the Holding Tank |
| 8/23/2017 16:50      | 43.4                   | 43.5                         | 3.3   | 43.4   | 3.1  | 5.0  | MRW-3 Recovery in blue.  |
| 8/30/2017 9:36       | 51.8                   | 51.8                         | 8.4   | 51.8   | 1.2  | 13.4                                       |  |
| 8/30/2017 11:00      | 0.0                    | 0.0                          | 0.0   | 51.8   | 1.2  | 13.4                                       | Mid summer pump out. Water table very high. System set to 40 min refill, 30 sec discharge  |
| 9/7/2017 17:45       | 15.0                   | 15.1                         | 15.0  | 66.8   | 1.8  | 28.4                                       | Timer set to 22 on, 2 off. Refill at 40 min and discharge at 30 sec.   |
| 9/14/2017 14:10      | 30.0                   | 30.1                         | 15.0  | 81.9   | 2.2  | 43.5                                       | Timer set to 22 on, 2 off. Refill at 40 min and discharge at 30 sec.   |
| 9/19/2017 14:21      | 38.5                   | 38.4                         | 8.4   | 90.2   | 1.7  | 51.8                                       | Timer set to 22 on, 2 off. Refill at 30 min and discharge at 30 sec.   |
| 9/27/2017 13:31      | 48.5                   | 48.5                         | 10.0  | 100.3  | 1.3  | 61.9                                       | Timer set to 22 on, 2 off. Refill at 40 min and discharge at 30 sec.   |
| 10/4/2017 15:11      | 55.2                   | 55.1                         | 6.7   | 106.9  | 0.9  | 68.5                                       | Timer set to 22 on, 2 off. Refill at 30 min and discharge at 30 sec.   |
| 10/12/2017 16:30     | 73.6                   | 73.5                         | 18.4  | 125.3  | 2.3  | 86.9                                       | Timer set to 22 on, 2 off. Refill at 30 min and discharge at 30 sec.   |
| 10/19/2017 12:45     | 88.6                   | 88.6                         | 15.0  | 140.3  | 2.2  | 101.9                                      | Timer set to 22 on, 2 off. Refill at 40 min and discharge at 30 sec.   |
| 10/26/2017 12:45     | 100.3                  | 100.3                        | 11.7  | 152.0  | 1.7  | 113.6                                      | Timer set to 22 on, 2 off. Refill at 40 min and discharge at 30 sec.   |
| 11/8/2017 8:45       | 117.0                  | 117.0                        | 16.7  | 168.8  | 0.0  | 130.4                                      | Ice at base of tank, WL is top of ice. System off 10/27 due to power outage.   |
| 11/8/2017 10:15      | 0.0                    | 0.0                          | 0.0   | 168.8  | 0.0  | 130.4                                      | Ice at base of tank, WL is top of ice. Data after pump out.  |
| 5/15/2018 11:15      | 81.9                   | 81.9                         | 0.0   | 168.6  | 0.0  | 130.4                                      | System Start-up T=0 (From MWAST-4 Accumulation)  |
| 5/15/2018 16:20      | 90.3                   | 90.2                         | 8.4   | 177.0  | 6.7  | 138.7                                      | Start of collection for MRW-3. Began with 81.9 gallons of product in tank.   |
| 5/24/2018 8:30       | 117.0                  | 117.0                        | 26.7  | 203.7  | 3.1  | 165.4                                      | Set to 30 min Refill, 30 sec Discharge, 22 ON, 2 OFF   |
| 5/30/2018 10:30      | 122.0                  | 122.0                        | 5.0   | 208.7  | 0.8  | 170.5                                      | Set to 30 min Refill, 30 sec Discharge, 22 ON, 2 OFF   |
| 6/8/2018 9:30        | 136.9                  | 137.0                        | 15.0  | 223.7  | 1.7  | 185.4                                      | Set to 40 min Refill, 30 sec Discharge, 22 ON, 2 OFF   |
| 6/12/2018 9:00       | 145.4                  | 145.4                        | 8.5   | 232.2  | 2.1  | 193.9                                      | Set to 40 min Refill, 30 sec Discharge, 22 ON, 2 OFF   |
| 6/15/2018 16:27      | 150.4                  | 150.4                        | 4.9   | 237.1  | 1.5  | 198.8                                      | Air turned off for system 16:40  |
| 6/19/2018 17:21      | 150.4                  | 150.4                        | 0.0   | 237.1  | 0.0  | 198.8                                      | Set to 40 min Refill, 30 sec Discharge, 22 ON, Air turned on for system 17:30  |
| 6/27/2018 9:00       | 168.8                  | 168.8                        | 18.4  | 255.5  | 2.4  | 217.2                                      |  |
| 6/28/2018 10:30      | 3.4                    | 3.4                          | 0.0   | 255.5  | 0.0  | 217.2                                      | System Pump Out  |
| 7/3/2018 14:38       | 13.4                   | 13.4                         | 10.0  | 265.5  | 1.9  | 227.2                                      | Set to 60 min Refill, 30 sec Discharge, 22 ON, 2 OFF   |
| 7/10/2018 14:20      | 26.7                   | 26.7                         | 13.3  | 268.8  | 1.9  | 240.5                                      | Set to 60 min Refill, 30 sec Discharge, 22 ON, 2 OFF   |
| 7/25/2018 14:05      | 45.1                   | 45.1                         | 18.4  | 283.9  | 1.2  | 258.9                                      | Set to 60 min Refill, 30 sec Discharge, 22 ON, 2 OFF   |
| 8/8/2018 10:50       | 65.1                   | 65.2                         | 20.0  | 288.8  | 1.4  | 279.0                                      | Set to 60 min Refill, 30 sec Discharge, 22 ON, 2 OFF   |
| 8/16/2018 18:35      | 75.1                   | 75.2                         | 10.0  | 293.9  | 1.2  | 289.0                                      | Set to 60 min Refill, 30 sec Discharge, 22 ON, 2 OFF   |
| 8/28/2018 10:31      | 88.6                   | 88.6                         | 13.5  | 302.3  | 1.2  | 302.4                                      | Set to 60 min Refill, 30 sec Discharge, 22 ON, 2 OFF   |
| 9/4/2018 10:20       | 97.0                   | 96.9                         | 8.3   | 310.6  | 1.2  | 310.8                                      | FINAL MRW-3 Reading, System air turned off 10:18, MRW-3 pump removed, MWAST-4 Installed and connected to Tank                                |
| 5/7/2019 11:15       | 0.0                    | 0.0                          | 0.0   | 310.6  | 0.0  | 310.8                                      | System Start-up T=0, Start of collection for MRW-3. Began with 0 gallons in tank.  |
| 5/7/2019 17:23       | 11.7                   | 11.7                         | 11.7  | 322.3  | 45.8   | 322.5                                      | Set to 40 min Refill, 30 sec Discharge, 22 ON, Air turned on for system 16:30  |
| 5/14/2019 17:23      | 31.7                   | 31.8                         | 20.0  | 342.4  | 2.9  | 342.5                                      | Set to 40 min Refill, 30 sec Discharge, 22 ON, 2 OFF   |
| 5/22/2019 16:15      | 61.9                   | 61.8                         | 30.1  | 372.5  | 3.8  | 372.7                                      | Set to 40 min Refill, 30 sec Discharge, 22 ON, 2 OFF   |
| 5/28/2019 16:57      | 76.8                   | 76.9                         | 15.0  | 387.5  | 2.5  | 387.6                                      | Set to 60 min Refill, 30 sec Discharge, 20 ON, 4 OFF   |
| 6/4/2019 7:38        | 87.0                   | 86.9                         | 10.2  | 397.6  | 1.5  | 397.8                                      | System shut off 6/4/2019, Pump Removed   |
| 6/5/2019 7:38        | 0.0                    | 0.0                          | 0.0   | 397.6  | 0.0  | 397.8                                      | Pump Out   |
| 5/20/2020 10:00      | 0.0                    | 0.0                          | 0.0   | 397.6  | 0.0  | 397.8                                      | Stationary Pump Installed. Pre system values. System startup T=0   |
| 5/20/2020 16:00      | 0.0                    | 0.0                          | 0.0   | 397.6  | 0.0  | 397.8                                      |  |
| 5/26/2020 16:00      | 8.4                    | 8.4                          | 8.4   | 406.0  | 1.4  | 406.2                                      |  |
| 6/9/2020 16:00       | 8.4                    | 8.4                          | 0.0   | 406.0  | 0.0  | 406.2                                      |  |

**Table 8  
MRW-3 LNAPL Recovery**

| <b>1,000 Gallon Product Storage Tank (MRW-3)</b> |                        |                         |  |  |  |  |  |  |   |
|--|------------------------|-------------------------|--|--|--|--|--|--|---|
| <b>Date / Time</b>                               | <b>Period Run Time</b> | <b>Run Time Per Day</b> | <b>Depth to Water</b><br>(feet from TOC) | <b>Water Level</b><br>(feet from tank top) | <b>Depth to LNAPL</b><br>(feet from TOC) | <b>LNAPL Level</b><br>(feet from tank top) | <b>Water Volume</b><br>(gallons, from chart) | <b>Water Volume</b><br>(gallons, calculated) | <b>Total Liquid Volume</b><br>(gallons, from chart) |
| 6/22/2020 12:30                                  | 308.5                  | 308.5                   | 8.31                                     | 7.41                                       | 8.17                                     | 7.27                                       | 0  | 0.0  | 21.7  |
| 7/6/2020 12:30                                   | 336.0                  | 336.0                   | 8.31                                     | 7.41                                       | 8.14                                     | 7.24                                       | 0  | 0.0  | 26.8  |
| 7/20/2020 12:30                                  | 336.0                  | 336.0                   | 8.31                                     | 7.41                                       | 8.14                                     | 7.24                                       | 0  | 0.0  | 26.8  |
| 7/28/2020 12:30                                  | 192.0                  | 192.0                   | 8.31                                     | 7.41                                       | 8.14                                     | 7.24                                       | 0  | 0.0  | 26.8  |
| 8/12/2020 12:30                                  | 360.0                  | 360.0                   | 8.31                                     | 7.41                                       | 8.10                                     | 7.20                                       | 0  | 0.0  | 33.4  |
| 8/25/2020 15:19                                  | 314.8                  | 314.8                   | 8.17                                     | 7.27                                       | 7.84                                     | 6.94                                       | 21.7   | 21.7   | 76.9  |
| 9/8/2020 11:30                                   | 332.2                  | 332.2                   | 8.12                                     | 7.22                                       | 7.65                                     | 6.75                                       | 30.1   | 30.1   | 108.6   |
| 9/23/2020 14:40                                  | 363.2                  | 363.2                   | 8.12                                     | 7.22                                       | 7.57                                     | 6.67                                       | 30.1   | 30.1   | 122.1   |
| 10/7/2020 11:20                                  | 332.7                  | 332.7                   | 8.05                                     | 7.15                                       | 7.45                                     | 6.55                                       | 41.8   | 41.8   | 142.1   |
| 10/20/2020 15:20                                 | 316.0                  | 316.0                   | 7.99                                     | 7.09                                       | 7.29                                     | 6.39                                       | 51.8   | 51.8   | 168.8   |
| 4/28/2021 11:30                                  | 0.00                   | 0.00                    | 8.31                                     | 7.4  | 8.31                                     | 7.41                                       | 0  | 0.0  | 0.0   |
| 4/29/2021 8:45                                   | 21.3                   | 21.3                    | 8.31                                     | 7.41                                       | 8.21                                     | 7.31                                       | 0  | 0.0  | 15.0  |
| 5/6/2021 15:20                                   | 174.6                  | 174.6                   | 8.25                                     | 7.35                                       | 8.05                                     | 7.15                                       | 8.4  | 8.4  | 41.8  |
| 5/13/2021 17:05                                  | 169.7                  | 169.7                   | 8.17                                     | 7.27                                       | 7.92                                     | 7.02                                       | 21.7   | 21.7   | 63.5  |
| 5/19/2021 13:55                                  | 140.8                  | 140.8                   | 8.15                                     | 7.25                                       | 7.87                                     | 6.97                                       | 25.1   | 25.1   | 71.8  |
| 5/28/2021 8:00                                   | 210.1                  | 210.1                   | 8.14                                     | 7.24                                       | 7.83                                     | 6.93                                       | 26.8   | 26.8   | 78.6  |
| 6/8/2021 11:55                                   | 267.9                  | 267.9                   | 8.11                                     | 7.21                                       | 7.76                                     | 6.86                                       | 31.7   | 31.8   | 90.2  |
| 6/22/2021 13:30                                  | 337.6                  | 337.6                   | 8.10                                     | 7.20                                       | 7.71                                     | 6.81                                       | 33.4   | 33.4   | 98.6  |
| 7/1/2021 12:55                                   | 215.4                  | 215.4                   | 8.10                                     | 7.20                                       | 7.63                                     | 6.73                                       | 33.4   | 33.4   | 112.0   |
| 7/12/2021 11:40                                  | 262.7                  | 262.7                   | 8.08                                     | 7.18                                       | 7.55                                     | 6.65                                       | 36.8   | 36.8   | 125.5   |
| 7/27/2021 11:52                                  | 360.2                  | 360.2                   | 8.08                                     | 7.18                                       | 7.46                                     | 6.56                                       | 36.8   | 36.8   | 140.4   |
| 8/3/2021 10:51                                   | 167.0                  | 167.0                   | 8.07                                     | 7.17                                       | 7.4                                      | 6.5  | 38.4   | 38.4   | 150.4   |
| 8/10/2021 11:15                                  | 168.4                  | 168.4                   | 8.06                                     | 7.16                                       | 7.34                                     | 6.44                                       | 40.1   | 40.1   | 160.5   |
| 8/24/2021 12:52                                  | 337.6                  | 337.6                   | 8.05                                     | 7.15                                       | 7.25                                     | 6.35                                       | 41.8   | 41.8   | 175.5   |
| 8/31/2021 12:52                                  | 168.0                  | 168.0                   | 8.05                                     | 7.15                                       | 7.19                                     | 6.29                                       | 41.8   | 41.8   | 185.5   |
| 9/14/2021 14:00                                  | 337.1                  | 337.1                   | 8.05                                     | 7.15                                       | 7.09                                     | 6.19                                       | 41.8   | 41.8   | 202.2   |
| 9/28/2021 13:38                                  | 335.6                  | 335.6                   | 8.03                                     | 7.13                                       | 7.00                                     | 6.10                                       | 45.1   | 45.1   | 217.3   |
| 10/5/2021 17:38                                  | 172.0                  | 172.0                   | 8.02                                     | 7.12                                       | 6.94                                     | 6.04                                       | 46.8   | 46.8   | 227.3   |
| 10/19/2021 0:00                                  | 318.4                  | 318.4                   | 8.01                                     | 7.11                                       | 6.84                                     | 5.94                                       | 48.5   | 48.5   | 244.0   |
| 10/28/2021 17:30                                 | 233.5                  | 233.5                   | 8.00                                     | 7.10                                       | 6.8                                      | 5.9  | 50.1   | 50.1   | 250.7   |



**Table 8  
MRW-3 LNAPL Recovery**

| 1,000 Gallon Product |                        |                              |   |  |  |  |  |
|----------------------|------------------------|------------------------------|---|--|--|--|--|
| Date / Time          | LNAPL Volume (gallons) | LNAPL Volume (gallons, calc) | Total LNAPL Recovered Since Previous Monitoring Day (gallons) | Cumulative Holding Tank LNAPL Volume (gallons) | Monitoring Period LNAPL Recovery (gallons/day) | Total Pilot Test LNAPL Recovered (gallons) | Comments   |
| 6/22/2020 12:30      | 21.7                   | 21.7                         | 13.3  | 419.3  | 1.0  | 419.5                                      |  |
| 7/6/2020 12:30       | 26.8                   | 26.8                         | 5.1   | 424.4  | 0.4  | 424.6                                      | Stationary Pump removed and Track pump installed in MRW-3.       |
| 7/20/2020 12:30      | 26.8                   | 26.8                         | 0.0   | 424.4  | 0.0  | 424.6                                      |  |
| 7/28/2020 12:30      | 26.8                   | 26.8                         | 0.0   | 424.4  | 0.0  | 424.6                                      | Track Pump removed, Stationary Pump Installed in MRW-3.          |
| 8/12/2020 12:30      | 33.4                   | 33.4                         | 6.6   | 431.0  | 0.4  | 431.2                                      | Stationary Pump from LRMW-7 installed in MRW-3.                  |
| 8/25/2020 15:19      | 55.2                   | 55.1                         | 21.8  | 452.8  | 1.7  | 453.0                                      |  |
| 9/8/2020 11:30       | 78.5                   | 78.5                         | 23.3  | 476.1  | 1.7  | 476.3                                      |  |
| 9/23/2020 14:40      | 92.0                   | 91.9                         | 13.5  | 489.6  | 0.9  | 489.8                                      |  |
| 10/7/2020 11:20      | 100.3                  | 100.3                        | 8.3   | 497.9  | 0.6  | 498.1                                      |  |
| 10/20/2020 15:20     | 117.0                  | 117.0                        | 16.7  | 514.6  | 1.3  | 514.8                                      | Pump Out   |
| 4/28/2021 11:30      | 0.0                    | 0                            | 0   | 514.6  | 0  | 514.8                                      | Stationary Pump Installed. Pre system values. System startup T=0 |
| 4/29/2021 8:45       | 15.0                   | 15.1                         | 15.0  | 529.6  | 16.9   | 529.8                                      |  |
| 5/6/2021 15:20       | 33.4                   | 33.4                         | 18.4  | 548.0  | 2.5  | 548.2                                      |  |
| 5/13/2021 17:05      | 41.8                   | 41.8                         | 8.4   | 556.4  | 1.2  | 556.6                                      |  |
| 5/19/2021 13:55      | 46.7                   | 46.8                         | 4.9   | 561.3  | 0.8  | 561.5                                      |  |
| 5/28/2021 8:00       | 51.8                   | 51.8                         | 5.1   | 566.4  | 0.6  | 566.6                                      |  |
| 6/8/2021 11:55       | 58.5                   | 58.5                         | 6.7   | 573.1  | 0.6  | 573.3                                      |  |
| 6/22/2021 13:30      | 65.2                   | 65.2                         | 6.7   | 579.8  | 0.5  | 580.0                                      |  |
| 7/1/2021 12:55       | 78.6                   | 78.5                         | 13.4  | 593.2  | 1.5  | 593.4                                      |  |
| 7/12/2021 11:40      | 88.7                   | 88.6                         | 10.1  | 603.3  | 0.9  | 603.5                                      |  |
| 7/27/2021 11:52      | 103.6                  | 103.6                        | 14.9  | 618.2  | 1.0  | 618.4                                      |  |
| 8/3/2021 10:51       | 112.0                  | 112.0                        | 8.4   | 626.6  | 1.2  | 626.7                                      |  |
| 8/10/2021 11:15      | 120.4                  | 120.3                        | 8.4   | 635.0  | 1.2  | 635.2                                      |  |
| 8/24/2021 12:52      | 133.7                  | 133.696                      | 13.3  | 648.3  | 0.9  | 648.5                                      |  |
| 8/31/2021 12:52      | 143.7                  | 143.7232                     | 10.0  | 658.3  | 1.4  | 658.5                                      |  |
| 9/14/2021 14:00      | 160.4                  | 160.4352                     | 16.7  | 675.0  | 1.2  | 675.2                                      |  |
| 9/28/2021 13:38      | 172.2                  | 172.1336                     | 11.8  | 686.8  | 0.8  | 687.0                                      |  |
| 10/5/2021 17:38      | 180.5                  | 180.4896                     | 8.3   | 695.1  | 1.2  | 695.3                                      |  |
| 10/19/2021 0:00      | 195.5                  | 195.5304                     | 15.0  | 710.1  | 1.1  | 710.3                                      |  |
| 10/28/2021 17:30     | 200.6                  | 200.544                      | 5.1   | 715.2  | 0.5  | 715.4                                      | Pump Out   |

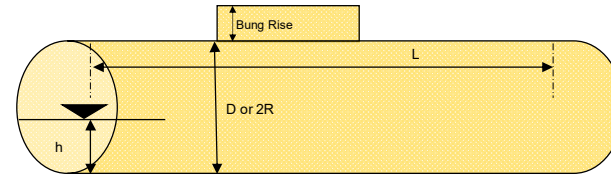


## Table 9 LRMW-7 Monitoring Calculations for Fluid Recovery and Drainage in a Horizontal Tank

BP Superior Terminal (Bail tank 1000 Gal tank (formally TRFT tank))  
Superior, Wisconsin

|   |       |
|---|-------|
| AST Inside Diameter (in.)                           | 63    |
| AST Inside Radius (inches)                          | 31.5  |
| AST Inside Length (in)                              | 71    |
| Bung Rise (in.)                                     | 8.04  |
| Bung Rise (in.) starting 8.5.19                     | 1.56  |
| Depth of tank from top of bung thru 8.5.19 (ft)     | 5.92  |
| Depth of tank from top of bung starting 8.5.19 (ft) | 5.38  |
| Tank Capacity (gal)                                 | 958.1 |

|                 |
|-----------------|
| Data Entry      |
| Calculated Cell |



$$Volume = \left[ R^2 \cos^{-1} \left( \frac{R-h}{R} \right) - (R-h) \sqrt{2Rh - h^2} \right] L$$

| Date           | Well   | DTP <sub>1</sub> (ft) | DTW <sub>1</sub> (ft) | Product h (ft) | Water h (ft) | Product (gal) | Water (gal) | Product (gal/day) | Product Recovered Since Last Monitoring Event (gal) | Water (gal/day) | Total Pilot Test LNAPL Recovered (gal) | Tank Volume Remaining | Comments/Observations  |
|----------------|--------|-----------------------|-----------------------|----------------|--------------|---------------|-------------|-------------------|---|-----------------|--|-----------------------|--|
| 8/30/17 11:00  | Bailed | 5.87                  |                       | 0.05           | 0.00         | 1.51          | 0.00        |                   |   |                 | 1.5                                    | 956.6                 |  |
| 9/7/17 17:45   | Bailed | 5.81                  |                       | 0.11           | 0.00         | 4.90          | 0.00        | 0.41              | 3.39  |                 | 4.9                                    | 953.2                 |  |
| 9/19/17 14:16  |        | 5.78                  |                       | 0.14           | 0.00         | 7.03          | 0.00        | 0.18              | 2.12  |                 | 7.0                                    | 951.1                 |  |
| 9/27/17 13:26  |        | 5.69                  |                       | 0.23           | 0.00         | 14.72         | 0.00        | 0.97              | 7.69  |                 | 14.7                                   | 943.4                 | Pump Level at 4. Refill set to 40 minute recharge with 30 sec discharge.           |
| 10/4/17 15:14  |        | 5.48                  | 5.67                  | 0.19           | 0.25         | 21.80         | 16.66       | 1.00              | 7.08  | 0.42            | 21.8                                   | 919.7                 |  |
| 10/12/17 16:16 |        | 5.35                  | 5.59                  | 0.24           | 0.33         | 31.11         | 25.14       | 1.16              | 9.31  | 0.95            | 31.1                                   | 901.9                 |  |
| 10/19/17 12:50 |        | 5.22                  | 5.53                  | 0.31           | 0.39         | 43.75         | 32.19       | 1.84              | 12.64   | 0.97            | 43.8                                   | 882.2                 |  |
| 10/26/17 10:16 |        | 5.15                  | 5.46                  | 0.31           | 0.46         | 46.17         | 41.06       | 0.35              | 2.42  | 0.78            | 46.2                                   | 870.9                 |  |
| 10/26/17 18:09 |        | 4.78                  | 5.43                  | 0.65           | 0.49         | 108.35        | 45.06       |                   | 62.18   |                 | 108.4                                  | 804.7                 | 62.18 gal added to tank from gauge and bail  |
| 11/7/17 10:30  |        | 4.70                  | 5.30                  | 0.60           | 0.62         | 105.30        | 63.62       |                   |   | 0.63            |  | 789.2                 | Ice at base of tank, WL is top of ice. System off since 10/27 due to power outage. |
| 11/8/17 10:20  |        | 5.21                  | 5.30                  | 0.09           | 0.62         | 13.91         | 63.62       | 0.00              | 0.00  | 0.00            | 108.4                                  | 880.6                 | Ice at base of tank, WL is top of ice. Data after pump out.                        |
| 5/14/18 10:10  |        | 5.29                  | 5.34                  | 0.05           | 0.58         | 7.42          | 57.71       |                   | 7.42  |                 | 108.4                                  | 893.0                 | T=0 Conditions (Start of Season)   |
| 5/15/18 16:25  |        | 5.17                  | 5.34                  | 0.17           | 0.58         | 26.25         | 57.71       | 3.44              | 4.33  | 0.00            | 112.7                                  | 874.2                 | Bailed (LRMW-7 6 gallons, MRW-3 ~14.5 gallons), Remainder is LRMW-7                |
| 5/24/18 8:30   |        | 5.09                  | 5.34                  | 0.25           | 0.58         | 39.54         | 57.71       | 1.53              | 13.29   | 0.00            | 126.0                                  | 860.9                 |  |
| 5/30/18 17:15  |        | 4.96                  | 5.14                  | 0.18           | 0.78         | 31.08         | 88.88       |                   | -8.46   | 0.20            |  | 838.2                 |  |
| 6/8/18 9:35    |        | 4.84                  | 5.05                  | 0.21           | 0.87         | 37.92         | 104.10      | 0.79              | 6.84  | 0.57            | 132.8                                  | 816.1                 |  |
| 6/12/18 9:55   |        | 4.80                  | 5.02                  | 0.22           | 0.90         | 40.27         | 109.32      | 0.58              | 2.35  | 0.77            | 135.2                                  | 808.5                 | Air line turned off 6/13 18:00   |
| 6/15/18 16:32  |        | 4.77                  | 5.00                  | 0.23           | 0.92         | 42.49         | 112.84      | 0.68              | 2.22  | 0.93            | 137.4                                  | 802.8                 | Air line turned on 6/15 16:30 22 ON 2 OFF 40 min refill, 30 sec discharge          |
| 6/19/18 17:25  |        | 4.70                  | 4.94                  | 0.24           | 0.98         | 45.35         | 123.57      | 0.70              | 2.86  | 0.38            | 140.2                                  | 789.2                 |  |
| 6/27/18 9:00   |        | 4.65                  | 4.94                  | 0.29           | 0.98         | 55.24         | 123.57      | 1.09              | 9.88  | 0.00            | 150.1                                  | 779.3                 | 22 ON 2 OFF 40 min refill, 30 sec discharge  |
| 6/28/18 10:35  |        | 5.80                  | 5.92                  | 0.12           | 0.00         | 5.58          | 0.00        |                   | 0.00  |                 | 150.1                                  | 952.5                 | System Pump Out  |
| 7/3/18 14:40   |        | 5.66                  | 5.73                  | 0.07           | 0.19         | 6.58          | 11.08       | 0.19              | 1.00  | 0.47            | 151.1                                  | 940.5                 | 22 ON 2 OFF 60 min refill, 30 sec discharge  |
| 7/10/18 14:25  |        | 5.57                  | 5.69                  | 0.12           | 0.23         | 12.71         | 14.72       | 0.88              | 6.13  | 1.92            | 157.3                                  | 930.7                 |  |
| 7/25/18 14:05  |        | 5.47                  | 5.65                  | 0.18           | 0.27         | 21.08         | 18.67       | 0.56              | 8.36  | 3.79            | 165.6                                  | 918.4                 | Field Notes Wrong (Meant to Say 5.47 and 5.65).                                    |
| 8/8/18 10:50   |        | 5.41                  | 5.65                  | 0.24           | 0.27         | 29.11         | 18.67       | 0.58              | 8.03  | 0.00            | 173.7                                  | 910.3                 |  |
| 8/16/18 12:00  |        | 5.35                  | 5.60                  | 0.25           | 0.32         | 32.23         | 24.02       | 0.39              | 3.12  | 1.50            | 176.8                                  | 901.9                 |  |
| 8/28/18 10:12  |        | 5.34                  | 5.60                  | 0.26           | 0.32         | 33.68         | 24.02       | 0.12              | 1.45  | 0.00            | 178.2                                  | 900.4                 |  |
| 9/4/18 10:25   |        | 5.32                  | 5.59                  | 0.27           | 0.33         | 35.50         | 25.14       | 0.26              | 1.82  | 6.26            | 180.0                                  | 897.5                 | FINAL, System Air Tuned off 10:18, System Pump removed, ~2.5 gallons bailed fi     |
| 10/30/18 8:30  |        | 5.85                  | 5.85                  | 0.00           | 0.07         | 0.00          | 2.49        |                   |   | 0.00            | 180.0                                  | 955.6                 | System Pump Out  |
| 5/7/19 10:30   |        | 5.82                  | 5.84                  | 0.02           | 0.08         | 1.21          | 3.05        | 0.01              | 1.21  |                 | 181.3                                  | 953.9                 | T=0 Conditions (Start of Season)   |
| 5/7/19 18:00   |        | 5.72                  | 5.84                  | 0.12           | 0.08         | 8.91          | 3.05        | 0.05              | 8.91  |                 | 190.2                                  | 946.2                 |  |
| 5/14/19 16:35  |        | 5.55                  | 5.68                  | 0.13           | 0.24         | 14.10         | 15.68       | 0.75              | 5.19  | 0.55            | 195.4                                  | 928.3                 |  |
| 5/22/19 16:00  |        | 5.42                  | 5.57                  | 0.15           | 0.35         | 18.98         | 27.43       | 0.61              | 4.88  | 0.68            | 200.2                                  | 911.7                 |  |
| 5/28/19 17:00  |        | 5.32                  | 5.50                  | 0.18           | 0.42         | 24.73         | 35.91       | 0.95              | 5.75  | 0.71            | 206.0                                  | 897.5                 | 20 ON 4 OFF 60 min refill, 30 sec discharge  |
| 6/4/19 7:38    |        | 5.28                  | 5.48                  | 0.20           | 0.44         | 28.18         | 38.46       | 0.52              | 3.45  | 2.59            | 209.4                                  | 891.5                 | System shut off 6/4/2019, LRMW-7 on gauge and bail schedule                        |
| 6/4/19 9:38    |        | 5.28                  | 5.48                  | 0.20           | 0.44         | 28.18         | 38.46       |                   |   |                 |  | 891.5                 | System pump out  |
| 5/20/20 7:38   |        | 4.50                  | 5.04                  | 0.54           | 0.34         | 79.55         | 26.28       | 0.15              | 51.37   | 0.00            | 209.4                                  | 852.3                 | T=0 Conditions (Start of Season)   |

| Date           | Well | DTP <sub>1</sub> (ft) | DTW <sub>1</sub> (ft) | Product h (ft) | Water h (ft) | Product (gal) | Water (gal) | Product (gal/day) | Product Recovered Since Last Monitoring Event (gal) | Water (gal/day) | Total Pilot Test LNAPL Recovered (gal) | Tank Volume Remaining | Comments/Observations                          |
|----------------|------|-----------------------|-----------------------|----------------|--------------|---------------|-------------|-------------------|---|-----------------|--|-----------------------|--|
| 5/20/20 15:38  |      | 4.50                  | 5.04                  | 0.54           | 0.34         | 79.55         | 26.28       | 0.00              | 0.00  | 0.00            | 209.4                                  | 852.3                 |  |
| 5/28/20 15:38  |      | 4.46                  | 5.04                  | 0.58           | 0.34         | 86.56         | 26.28       | 0.88              | 7.01  | 0.00            | 216.4                                  | 845.3                 |  |
| 6/11/20 9:18   |      | 4.45                  | 5.03                  | 0.58           | 0.35         | 87.17         | 27.43       | 0.05              | 0.62  | 11.93           | 217.1                                  | 843.5                 |  |
| 6/22/20 9:18   |      | 4.38                  | 4.99                  | 0.61           | 0.39         | 95.02         | 32.19       | 0.71              | 7.84  | 2.31            | 224.9                                  | 830.9                 |  |
| 7/6/20 13:00   |      | 4.33                  | 4.94                  | 0.61           | 0.44         | 97.96         | 38.46       | 0.21              | 2.94  | 2.26            | 227.8                                  | 821.7                 |  |
| 7/20/20 11:05  |      | 4.30                  | 4.92                  | 0.62           | 0.46         | 100.96        | 41.1        | 0.22              | 3.00  | 5.35            | 230.8                                  | 816.1                 |  |
| 7/28/20 12:45  |      | 4.26                  | 4.88                  | 0.62           | 0.50         | 103.17        | 46.4        | 0.27              | 2.21  | 1.51            | 233.1                                  | 808.5                 |  |
| 8/12/20 15:40  |      | 4.23                  | 4.86                  | 0.63           | 0.52         | 106.16        | 49.2        | 0.20              | 2.99  | 5.49            | 236.0                                  | 802.8                 |  |
| 8/25/20 15:49  |      | 4.22                  | 4.86                  | 0.64           | 0.52         | 108.08        | 49.2        | 0.15              | 1.93  | 0.00            | 238.0                                  | 800.9                 |  |
| 9/8/20 11:25   |      | 4.20                  | 4.86                  | 0.66           | 0.52         | 111.9         | 49.2        | 0.28              | 3.87  | 0.00            | 241.8                                  | 797.0                 |  |
| 9/23/20 14:30  |      | 4.19                  | 4.86                  | 0.67           | 0.52         | 113.9         | 49.2        | 0.13              | 1.94  | 0.00            | 243.8                                  | 795.1                 |  |
| 10/20/20 15:20 |      | 4.08                  | 4.76                  | 0.68           | 0.62         | 121.18        | 63.6        | 0.27              | 7.29  | 1.87            | 251.1                                  | 773.3                 |  |
| 4/28/21 12:18  |      | 5.37                  | 5.38                  | 0.01           | 0.00         | 0.1           | 0.0         |                   |   |                 |  | 958.0                 | T=0 Conditions (Start of Season)               |
| 4/29/21 8:50   |      | 5.28                  | 5.38                  | 0.10           | 0.00         | 4.3           | 0.0         | 4.81              | 4.12  | 0.00            | 4.1                                    | 953.9                 |  |
| 4/29/21 10:50  |      | 5.27                  | 5.38                  | 0.11           | 0.00         | 4.9           | 0.0         | 7.81              | 0.65  | 0.00            | 4.8                                    | 953.2                 |  |
| 5/6/21 15:10   |      | 5.26                  | 5.38                  | 0.12           | 0.00         | 5.6           | 0.0         | 0.09              | 0.68  | 0.00            | 5.4                                    | 952.5                 |  |
| 5/13/21 16:56  |      | 5.25                  | 5.38                  | 0.13           | 0.00         | 6.3           | 0.0         | 0.10              | 0.71  | 0.00            | 6.2                                    | 951.8                 |  |
| 5/19/21 16:55  |      | 5.25                  | 5.38                  | 0.13           | 0.00         | 6.3           | 0.0         | 0.00              | 0.00  | 0.00            | 6.2                                    | 951.8                 |  |
| 5/27/21 8:20   |      | 5.25                  | 5.38                  | 0.13           | 0.00         | 6.3           | 0.0         | 0.00              | 0.00  | 0.00            | 6.2                                    | 951.8                 | Pump Removed. Well on Gauge and Bail Schedule. |

**Table 10**  
**Groundwater Sampling Plan - 2022**  
Former Amoco Terminal  
Superior, Wisconsin

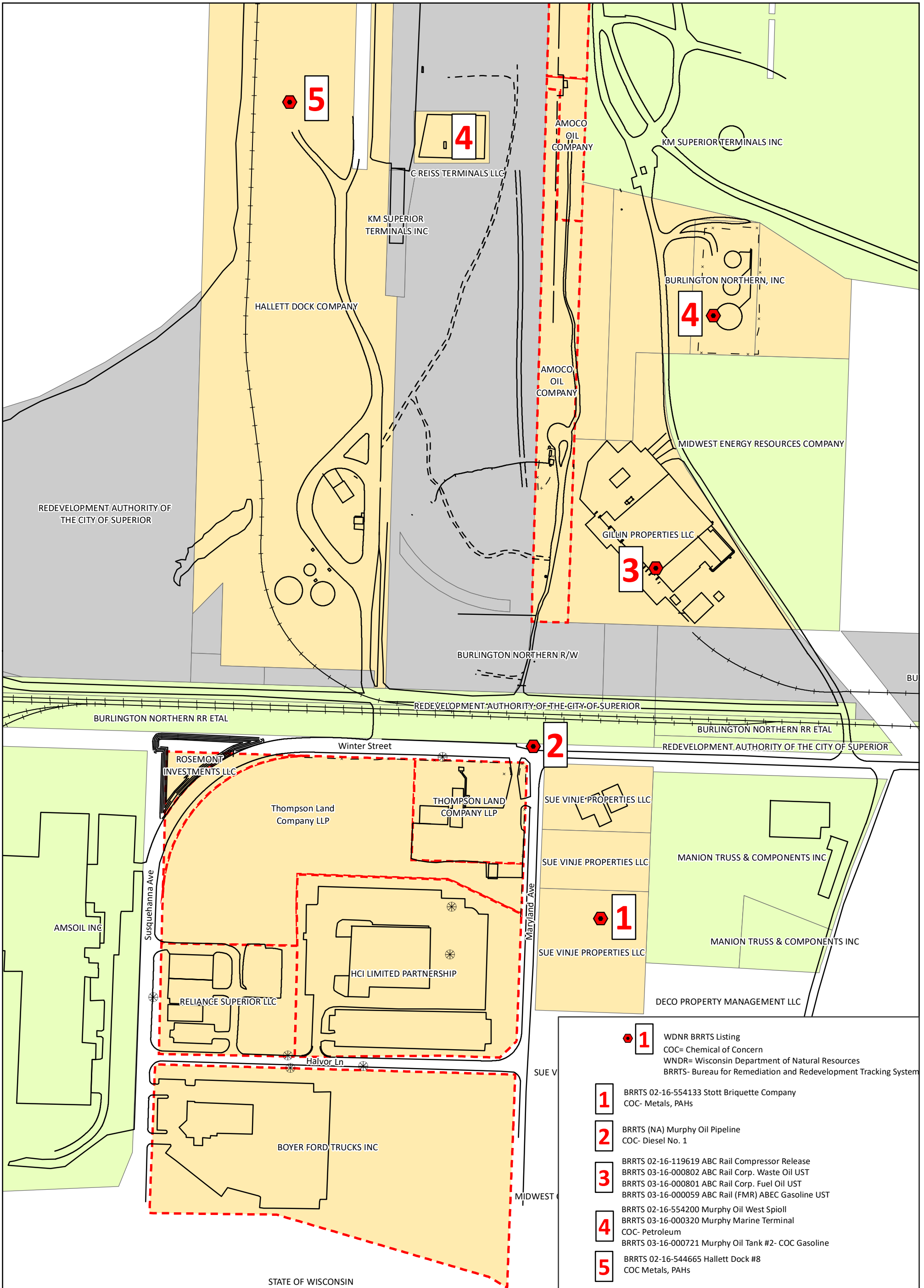
| Area/Well | Last Benzene<br>µg/l | Spring Annual<br>Sampling | Semi-Annual<br>Gauge<br>DTW/LNAPL | Annual Gauge<br>DTW/LNAPL (Spring) |
|-----------|----------------------|---------------------------|-----------------------------------|------------------------------------|
| EW-5      | LNAPL                |                           |                                   | X                                  |
| EW-6      | LNAPL                |                           |                                   | X                                  |
| EW-7      | 385                  |                           |                                   | X                                  |
| EW-8      | 407                  |                           |                                   | X                                  |
| EW-9      | 28.1                 |                           |                                   | X                                  |
| EW-10     | 1.4                  |                           |                                   | X                                  |
| EW-11     | LNAPL                |                           |                                   | X                                  |
| MW-10     | 3.1                  |                           |                                   | X                                  |
| MW-14     | LNAPL                |                           |                                   | X                                  |
| MW-16     | LNAPL                |                           |                                   | X                                  |
| MW-17     | <0.40                |                           |                                   | X                                  |
| MW-22     | LNAPL                |                           |                                   | X                                  |
| MW-23     | LNAPL                |                           |                                   | X                                  |
| MW-24     | LNAPL                |                           |                                   | X                                  |
| MW-25     | LNAPL                |                           |                                   | X                                  |
| MW-26     | LNAPL                |                           |                                   | X                                  |
| MW-27     | LNAPL                |                           |                                   | X                                  |
| MW-30D    | 1910                 | X                         |                                   | X                                  |
| MW-30DD   | <0.31                |                           |                                   | X                                  |
| MW-30S    | 2210                 | X                         |                                   | X                                  |
| MW-30DDD  | <0.31                |                           |                                   | X                                  |
| MW-31     | <0.40                |                           |                                   | X                                  |
| MW-32     | LNAPL                |                           | X                                 | X                                  |
| MW-33     | <0.40                |                           |                                   | X                                  |
| MW-36D    | 1360                 | X                         |                                   | X                                  |
| MW-36DD   | <0.31                |                           |                                   | X                                  |
| MW-36S    | <0.31                |                           |                                   | X                                  |
| MW-37D    | 2270                 | X                         |                                   | X                                  |
| MW-37DD   | 1060                 | X                         |                                   | X                                  |
| MW-37S    | <0.31                |                           |                                   | X                                  |
| MW-37DDD  | 2.2                  |                           |                                   | X                                  |
| MW-38D    | <0.31                |                           |                                   | X                                  |
| MW-38S    | <0.31                |                           |                                   | X                                  |
| MW-38DD   | <0.31                |                           |                                   | X                                  |
| MW-40D    | <0.31                | X                         |                                   | X                                  |
| MW-40S    | <0.31                |                           |                                   | X                                  |
| MW-41D    | 0.64J                | X                         |                                   | X                                  |
| MW-41S    | <0.31                |                           |                                   | X                                  |
| MW-41DD   | <0.31                |                           |                                   | X                                  |
| MW-45D    | 104                  | X                         |                                   | X                                  |
| MW-45S    | <0.31                |                           |                                   | X                                  |
| MW-46D    | <0.31                | X                         |                                   | X                                  |
| MW-46S    | <0.31                |                           |                                   | X                                  |
| MW-48S    | <0.31                |                           |                                   | X                                  |
| MW-48D    | <0.40                |                           |                                   | X                                  |
| MW-49S    | 0.32J                | X                         |                                   | X                                  |
| MW-49D    | <0.31                |                           |                                   | X                                  |
| MW-50D    | <0.31                |                           |                                   | X                                  |
| MW-51D    | <0.31                |                           |                                   | X                                  |
| MW-52D    | <0.31                |                           |                                   | X                                  |
| MW-52DD   | <0.31                |                           |                                   | X                                  |
| MWT-2D    | 2520                 | X                         |                                   | X                                  |
| MWT-2S    | <0.31                |                           |                                   | X                                  |
| MWT-6     | 59.8                 |                           |                                   | X                                  |
| RW-1      | LNAPL                |                           |                                   | X                                  |
| RW-3      | 4560                 |                           |                                   | X                                  |
| RW-4      | LNAPL                |                           |                                   | X                                  |
| RW-5      | LNAPL                |                           |                                   | X                                  |
| RW-6      | LNAPL                |                           |                                   | X                                  |
| RW-8      | LNAPL                |                           | X                                 | X                                  |
| RW-9      | LNAPL                |                           | X                                 | X                                  |
| MW-3      | 7.6                  |                           |                                   | X                                  |
| MW-35     | <0.40                |                           |                                   | X                                  |
| MW-34     | <0.40                |                           |                                   | X                                  |
| MW-47     | <0.40                |                           |                                   | X                                  |
| MWAST-2   | LNAPL                |                           |                                   | X                                  |
| MWAST-3   | <0.31                |                           |                                   | X                                  |
| MWAST-4   | LNAPL                |                           | X                                 | X                                  |
| MWAST-6   | LNAPL                |                           |                                   | X                                  |
| MWAST-8   | 2840                 |                           |                                   | X                                  |
| MWAST-9   | 93.2                 |                           |                                   | X                                  |

**Table 10**  
**Groundwater Sampling Plan - 2022**  
Former Amoco Terminal  
Superior, Wisconsin

| Area/Well  | Last Benzene µg/l | Spring Annual Sampling | Semi-Annual Gauge DTW/LNAPL | Annual Gauge DTW/LNAPL (Spring) |
|--|-------------------|------------------------|-----------------------------|---------------------------------|
| RWAST-1  | <b>2270</b>       |                        |                             | X                               |
| RWAST-2  | <b>1416</b>       |                        |                             | X                               |
| LRMW-1   | <b>6850</b>       |                        |                             | X                               |
| LRMW-2   | LNAPL             |                        |                             | X                               |
| LRMW-3   | LNAPL             |                        |                             | X                               |
| LRMW-4   | LNAPL             |                        |                             | X                               |
| LRMW-5   | LNAPL             |                        |                             | X                               |
| LRMW-6   | <b>1130</b>       |                        |                             | X                               |
| LRMW-7   | LNAPL             |                        | X                           | X                               |
| MWM-2  | <0.40             |                        |                             | X                               |
| MWM-2D   | <0.31             | X                      |                             | X                               |
| MWM-3  | LNAPL             |                        | X                           | X                               |
| MWM-4  | 1.0               |                        |                             | X                               |
| MWM-6  | 3.2               |                        | X                           | X                               |
| MWM-7  | 4.0               |                        |                             | X                               |
| MWM-7D   | <b>2650</b>       | X                      |                             | X                               |
| MWM-9RD  | <b>2350</b>       | X                      |                             | X                               |
| MWM-9RS  | <0.40             |                        |                             | X                               |
| MWM-10D  | <b>1380</b>       | X                      |                             | X                               |
| MWM-10S  | <0.40             |                        |                             | X                               |
| MRW-1  | LNAPL             |                        |                             | X                               |
| MRW-2  | LNAPL             |                        |                             | X                               |
| MRW-3  | LNAPL             |                        | X                           | X                               |
| MRW-4  | LNAPL             |                        |                             | X                               |
| MRW-5  | LNAPL             |                        | X                           | X                               |
| MRW-6  | LNAPL             |                        | X                           | X                               |
| MRW-7  | LNAPL             |                        | X                           | X                               |
| MRW-8  | LNAPL             |                        | X                           | X                               |
| MRW-9  | LNAPL             |                        | X                           | X                               |
| MRW-10   | LNAPL             |                        | X                           | X                               |
| LRMW-8   | <b>815</b>        |                        |                             | X                               |
| LRMW-9   | <b>2270</b>       |                        |                             | X                               |
| LRMW-10  | <b>3060</b>       |                        | X                           | X                               |
| LRMW-11  | LNAPL             |                        | X                           | X                               |
| MWRR-1   | <0.40             |                        |                             | X                               |
| MWRR-1D  | <b>302</b>        | X                      |                             | X                               |
| MWRR-2   | <b>29.8</b>       |                        |                             | X                               |
| MWRR-4   | <b>323</b>        |                        |                             | X                               |
| MWRR-8   | LNAPL             |                        | X                           | X                               |
| MWOW-1   | <b>377</b>        |                        | X                           | X                               |
| MWOW-2   | 0.44J             |                        |                             | X                               |
| MWOW-2D  | <0.31             | X                      |                             | X                               |
| MWOW-3   | <b>14.1</b>       |                        |                             | X                               |
| MWOW-5   | <b>1300</b>       |                        |                             | X                               |
| MWBD-1   | <0.40             |                        |                             | X                               |
| MWBD-1D  | <b>68.5</b>       | X                      |                             | X                               |
| MWBD-1DD   | <0.31             |                        |                             | X                               |
| Totals:  |                   | 18                     | 18                          | 118                             |
| <b>NOTES:</b>  |                   |                        |                             |                                 |
| X..... = Wells included in the Amoco Barge Dock-Mainfold & AST Area Sampling Plan  |                   |                        |                             |                                 |
| <..... = The compound was not detected at or above the indicated method detection limit. Unlisted detection limit concentrations were unavailable. |                   |                        |                             |                                 |
| µg/L ..... = Micrograms per liter (equivalent to parts per billion)  |                   |                        |                             |                                 |
| LNAPL ..... = LNAPL in Well, could not be sampled  |                   |                        |                             |                                 |
| "BOLD" ..... = The indicated concentration exceeds the NR 140 ES of 5 µg/L   |                   |                        |                             |                                 |
| NR 140 ES ..... = Wisconsin Administrative Code Chapter NR 140 Enforcement Standard  |                   |                        |                             |                                 |

## Figures

|            |  |
|------------|--|
| Figure 1   | Area Properties Map  |
| Figure 2   | Terminal Site Map with BRRTs Numbers   |
| Figure 3   | Amoco Barge Dock, Manifold & AST Area Wells  |
| Figure 4   | Groundwater Contour Map – May 2021 – Shallow Wells (Barge Dock)                    |
| Figure 5   | Groundwater Contour Map – May 2021 – Deep Wells (Barge Dock)                       |
| Figure 6   | Groundwater Contour Map – May 2021 – DD Level Wells (Barge Dock)                   |
| Figure 7a  | Dissolved Phase Benzene Concentrations – May 2021 – Shallow Wells (Barge Dock)     |
| Figure 7b  | Dissolved Phase Benzene Concentrations – October 2021– Shallow Wells (Barge Dock)  |
| Figure 8a  | Dissolved Phase Benzene Concentrations – May 2021 – Deep Wells (Barge Dock)        |
| Figure 8b  | Dissolved Phase Benzene Concentrations – October 2021– Deep Wells (Barge Dock)     |
| Figure 9a  | Dissolved Phase Benzene Concentrations – May 2021 – DD Level Wells (Barge Dock)    |
| Figure 9b  | Dissolved Phase Benzene Concentrations – October 2021– DD Level Wells (Barge Dock) |
| Figure 10  | LNAPL Extent Map – June 2021 (Barge Dock)  |
| Figure 11  | LNAPL Extent Map – June 2021 (Terminal)  |
| Figure 12a | Barge Dock Phase II System – LNAPL Recovery Graph                                  |
| Figure 12b | Barge Dock Phase II System – LNAPL Annual Recovery Graph                           |



- 1** WDNR BRRTS Listing  
COC= Chemical of Concern  
WDR= Wisconsin Department of Natural Resources  
BRRTS- Bureau for Remediation and Redevelopment Tracking System
- 1** BRRTS 02-16-554133 Stott Briquette Company  
COC- Metals, PAHs
- 2** BRRTS (NA) Murphy Oil Pipeline  
COC- Diesel No. 1
- 3** BRRTS 02-16-119619 ABC Rail Compressor Release  
BRRTS 03-16-000802 ABC Rail Corp. Waste Oil UST  
BRRTS 03-16-000801 ABC Rail Corp. Fuel Oil UST  
BRRTS 03-16-000059 ABC Rail (FMR) ABEC Gasoline UST
- 4** BRRTS 02-16-554200 Murphy Oil West Spill  
BRRTS 03-16-000320 Murphy Marine Terminal  
COC- Petroleum  
BRRTS 03-16-000721 Murphy Oil Tank #2- COC Gasoline
- 5** BRRTS 02-16-544665 Hallett Dock #8  
COC Metals, PAHs

**Legend**

- ⊗ Manhole
- +— Railroad
- Active Commercial (Incident)
- Active Commercial (No Incident)
- ⬡ Subject Site
- Vacant


Aerial Source: Douglas County, 2019

0 75 150 300 450 600 Feet

**FIGURE 1**

AREA PROPERTIES MAP  
FORMER AMOCO TERMINAL  
SUPERIOR, WISCONSIN


|                         |                       |                                |
|-------------------------|-----------------------|--------------------------------|
| PROJECT NO.<br>WISUP191 | PREPARED BY<br>SAA/MB | REF SCALE<br>1:3,600           |
| DATE<br>2/8/2022        | REVIEWED BY<br>JZ     | MAP SCALE<br>1 INCH = 300 FEET |





**Legend**

- E— Overhead Electric Line
- ST- Abandoned Sewer Line
- +—+ Railroad
- Property Boundary
- Subject Parcels



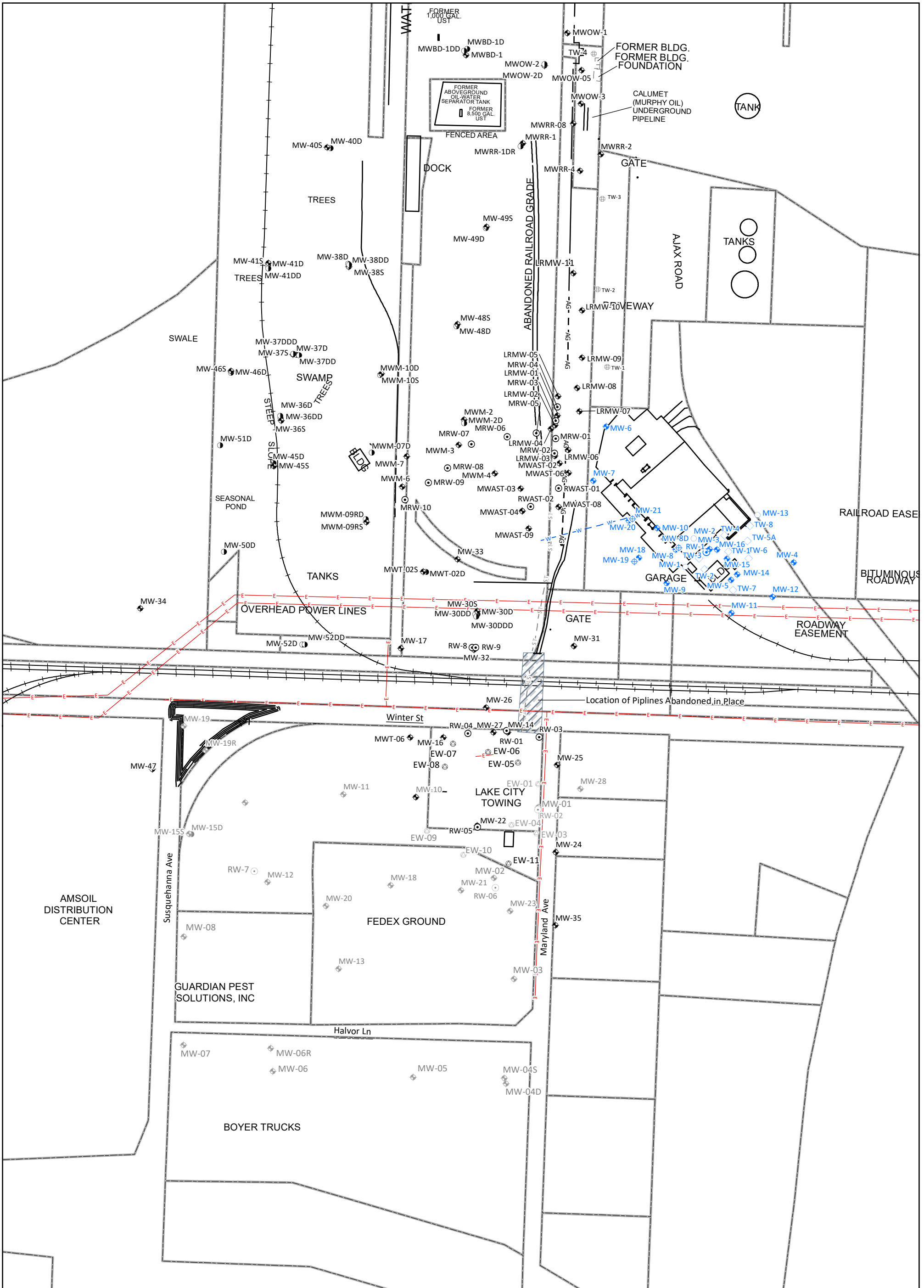
**FIGURE 2**

SITE MAP  
FORMER AMOCO TERMINAL  
SUPERIOR, WISCONSIN

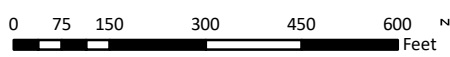
|                         |                       |                                |
|-------------------------|-----------------------|--------------------------------|
| PROJECT NO.<br>WISUP191 | PREPARED BY<br>SAA/MB | REF SCALE<br>1:3,600           |
| DATE<br>2/8/2022        | REVIEWED BY<br>JZ     | MAP SCALE<br>1 INCH = 300 FEET |







- Legend**
- ⊕ Temporary Well
  - ⊕ Monitoring Well Location
  - ⊕ Abandoned Monitoring Well Location
  - ⊕ Deep Monitoring Well Location
  - ⊕ Abandoned Deep Monitoring Well Location
  - ⊕ Recovery Well Location
  - ⊕ Abandoned Recovery Well Location
  - ⊕ Extraction Well
  - ⊕ Abandoned Extraction Well Location
  - ⊕ ABC Rail Abandoned Monitoring Well
  - ⊕ ABC Rail Monitoring Well
  - ⊕ ABC Rail Piezometer
  - ⊕ ABC Rail Recovery Well
  - ⊕ ABC Rail Temporary Monitoring Well
  - ⊕ Above Ground Pipeline (removed)
  - ⊕ Former Site Feature
  - ⊕ Overhead Electric Line
  - ⊕ Abandoned Sewer Line
  - ▨ Location of Pipelines Abandoned in Place
  - Railroad
  - ▭ Property Boundary

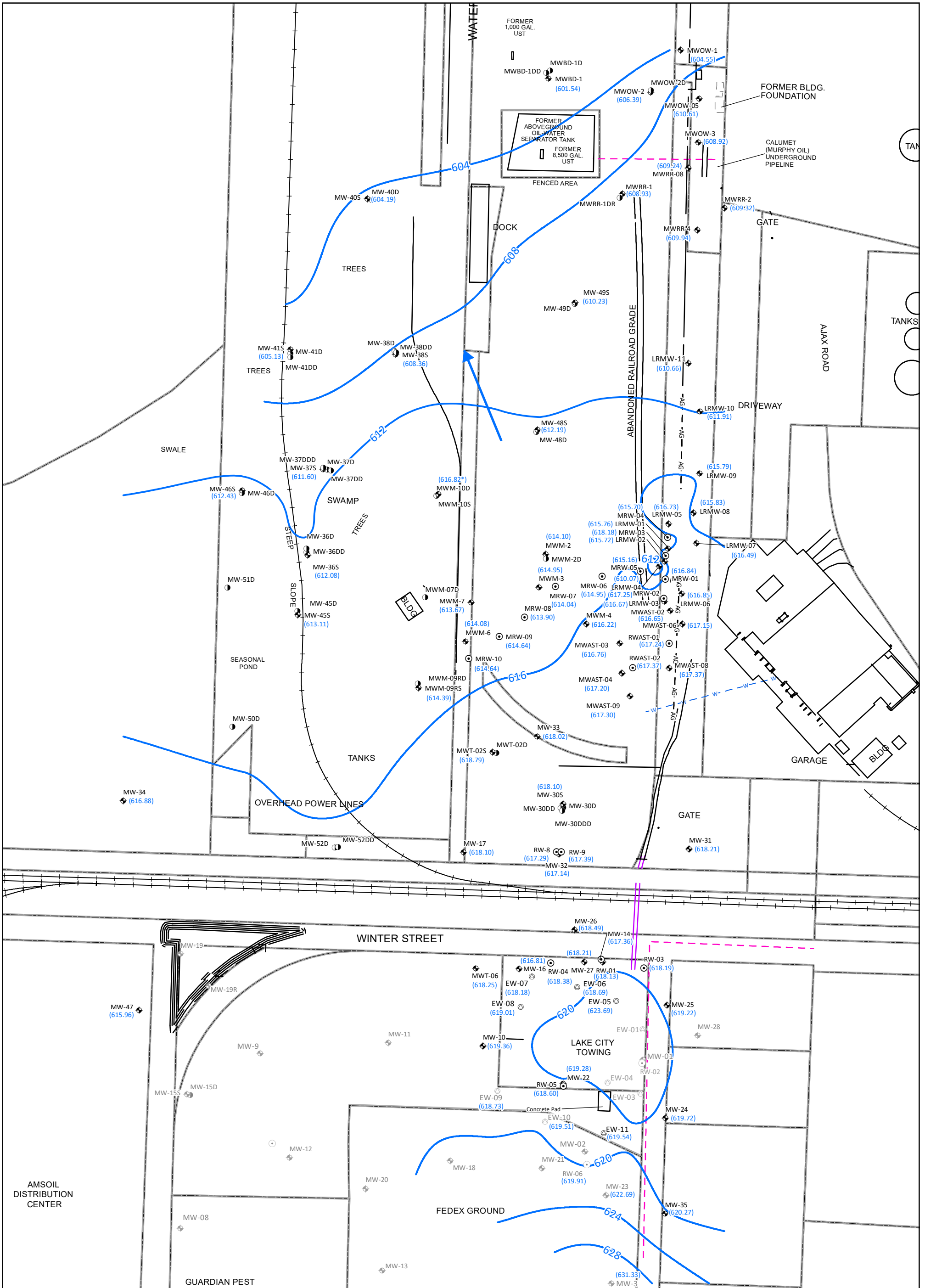


**FIGURE 3**

TERMINAL AND BARGE DOCK AREA WELLS  
WELLS ONLY  
FORMER AMOCO TERMINAL  
SUPERIOR, WISCONSIN


|                         |                       |                                |
|-------------------------|-----------------------|--------------------------------|
| PROJECT NO.<br>WISUP191 | PREPARED BY<br>SAA/MB | REF SCALE<br>1:3,600           |
| DATE<br>2/2/2022        | REVIEWED BY<br>JZ     | MAP SCALE<br>1 INCH = 300 FEET |





**Legend**

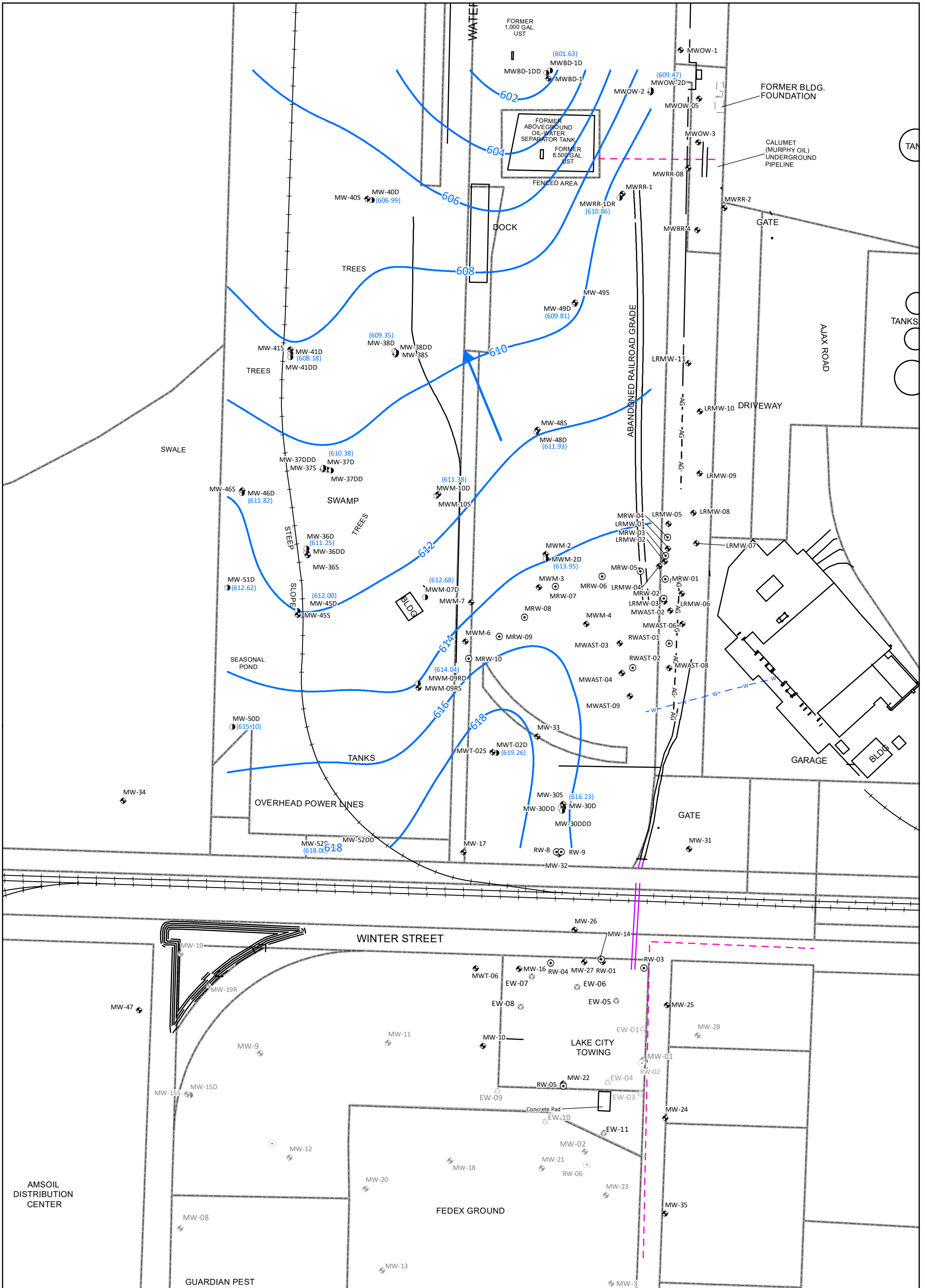
- ◆ Monitoring Well Location
- ◆ Abandoned Monitoring Well Location
- Deep Monitoring Well Location
- Abandoned Deep Monitoring Well Location
- ⊙ Recovery Well Location
- ⊙ Abandoned Recovery Well Location
- ⊙ Extraction Well
- ⊙ Abandoned Extraction Well Location
- Groundwater Elevation Contour
- ➔ Inferred Direction of Groundwater Flow
- AG- Above Ground Pipeline (removed)
- Former Site Feature
- Murphy Oil Pipeline
- Pipeline
- Railroad
- Property Boundary



**FIGURE 4**  
GROUNDWATER CONTOUR MAP- MAY 24, 2021  
SHALLOW WELLS  
FORMER AMOCO TERMINAL  
SUPERIOR, WISCONSIN


|                         |                       |                                |
|-------------------------|-----------------------|--------------------------------|
| PROJECT NO.<br>WISUP191 | PREPARED BY<br>SAA/MB | REF SCALE<br>1:2,760           |
| DATE<br>2/2/2022        | REVIEWED BY<br>JZ     | MAP SCALE<br>1 INCH = 230 FEET |





**Legend**

- ◆ Monitoring Well Location
- ◆ Abandoned Monitoring Well Location
- Deep Monitoring Well Location
- Abandoned Deep Monitoring Well Location
- ⊙ Recovery Well Location
- ⊙ Abandoned Recovery Well Location
- ⊙ Extraction Well
- ⊙ Abandoned Extraction Well Location
- Groundwater Elevation Contour
- ➔ Inferred Direction of Groundwater Flow
- Former Site Feature
- Murphy Oil Pipeline
- Pipeline
- Railroad
- Property Boundary



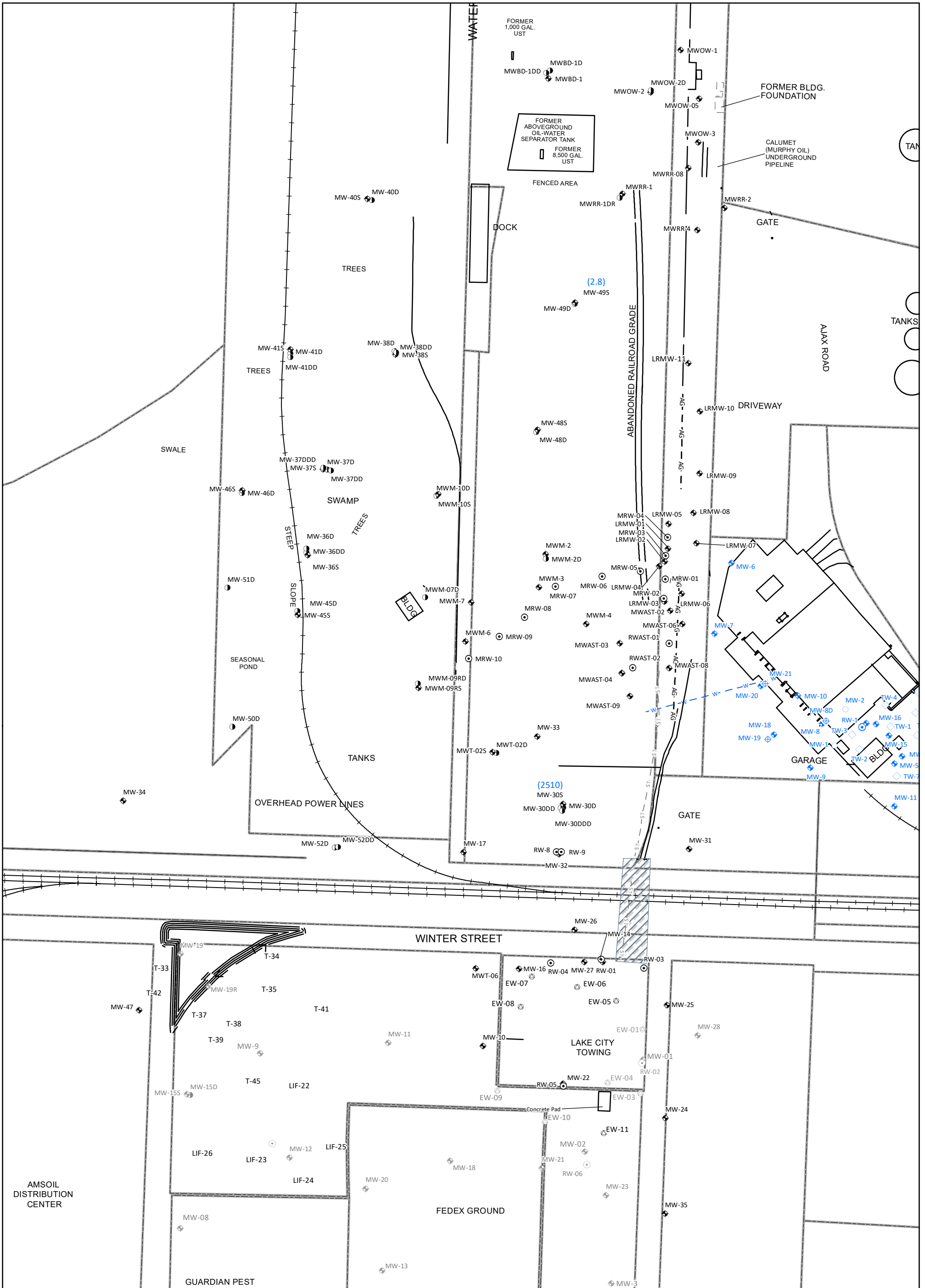
**FIGURE 5**

GROUNDWATER CONTOUR MAP- MAY 24, 2021  
DEEP WELLS  
FORMER AMOCO TERMINAL  
SUPERIOR, WISCONSIN

|                         |                       |                                |
|-------------------------|-----------------------|--------------------------------|
| PROJECT NO.<br>WISUP191 | PREPARED BY<br>SAA/MB | REF SCALE<br>1:2,760           |
| DATE<br>2/2/2022        | REVIEWED BY<br>JZ     | MAP SCALE<br>1 INCH = 230 FEET |



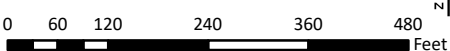




**Legend**

- ◆ Monitoring Well Location
- ◆ Abandoned Monitoring Well Location
- Deep Monitoring Well Location
- Abandoned Deep Monitoring Well Location
- Recovery Well
- Abandoned Recovery Well Location
- ⊕ Extraction Well
- ⊕ Abandoned Extraction Well Location
- ABC Rail Abandoned Monitoring Well
- ◆ ABC Rail Monitoring Well
- ⊕ ABC Rail Piezometer
- ABC Rail Recovery Well
- ABC Rail Temporary Monitoring Well
- ST- Abandoned Sewer Line
- ▨ Location of Pipelines Abandoned in Place
- AG- Above Ground Pipeline (removed)
- - - Former Site Feature
- Railroad
- ▭ Property Boundary

(77.3) Benzene Concentration (ug/L)

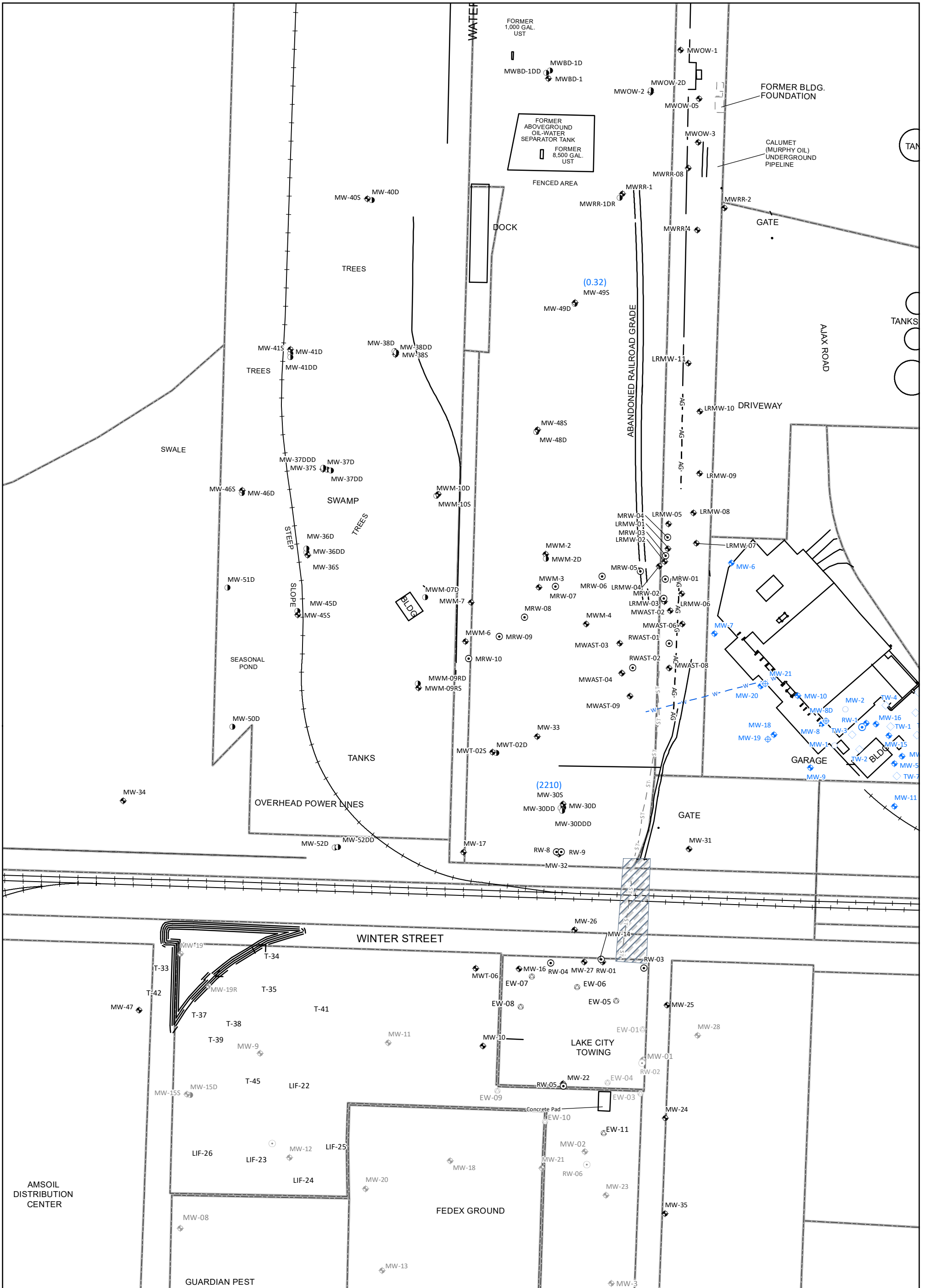


**FIGURE 7a**

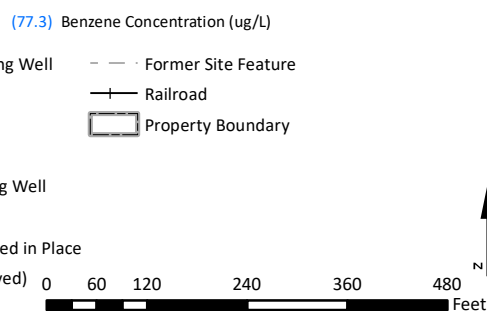
DISSOLVED PHASE BENZENE CONCENTRATION- MAY 25-26, 2021  
SHALLOW WELLS  
FORMER AMOCO TERMINAL  
SUPERIOR, WISCONSIN

|                         |                       |                                |
|-------------------------|-----------------------|--------------------------------|
| PROJECT NO.<br>WISUP191 | PREPARED BY<br>SAA/MB | REF SCALE<br>1:2,760           |
| DATE<br>2/2/2022        | REVIEWED BY<br>JZ     | MAP SCALE<br>1 INCH = 230 FEET |





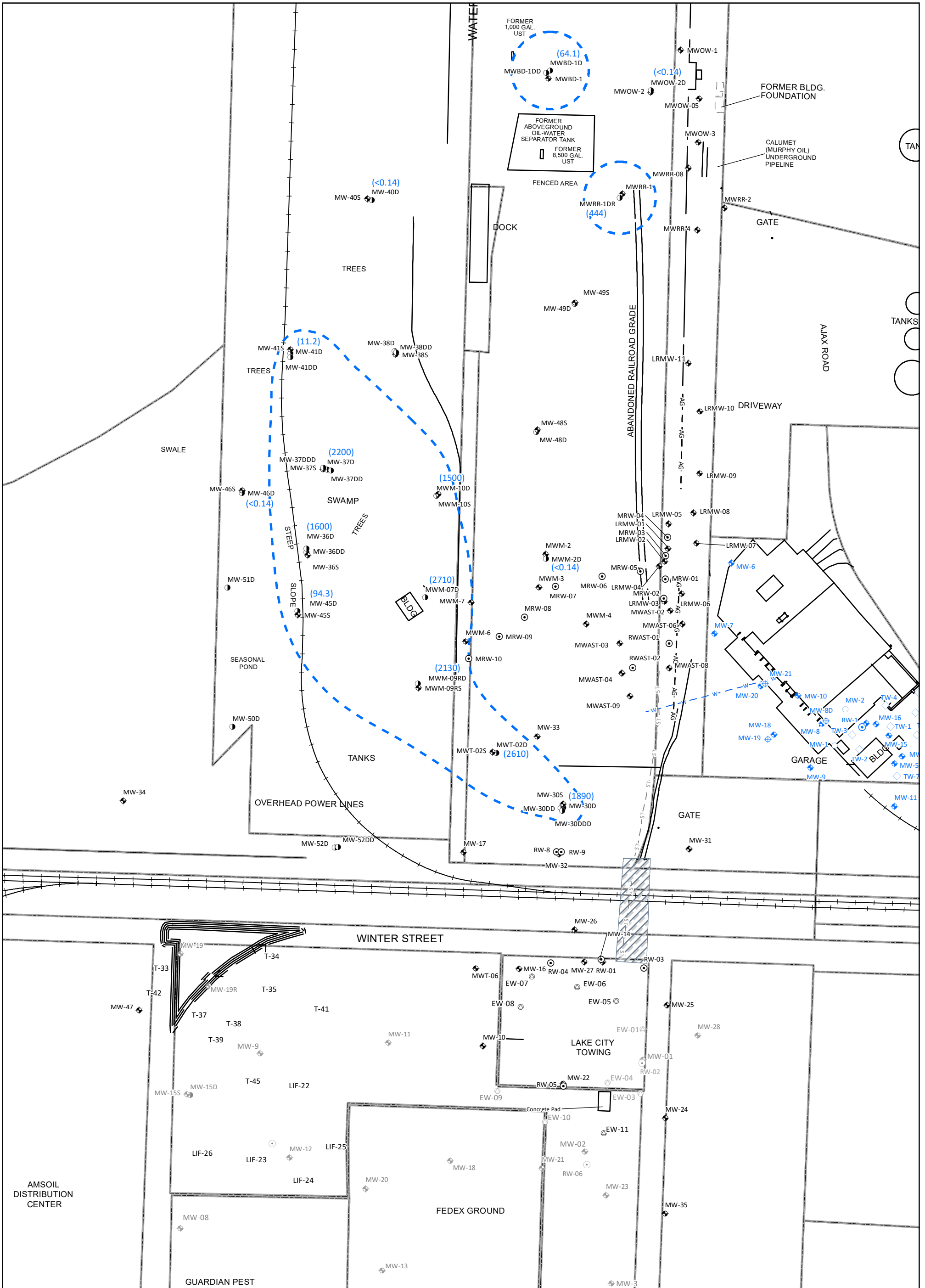
- Legend**
- ◆ Monitoring Well Location
  - ◆ Abandoned Monitoring Well Location
  - Deep Monitoring Well Location
  - Abandoned Deep Monitoring Well Location
  - Recovery Well Location
  - Abandoned Recovery Well Location
  - ⊕ Extraction Well
  - ⊕ Abandoned Extraction Well Location
  - ABC Rail Abandoned Monitoring Well
  - ◆ ABC Rail Monitoring Well
  - ⊕ ABC Rail Piezometer
  - ABC Rail Recovery Well
  - ABC Rail Temporary Monitoring Well
  - ST- Abandoned Sewer Line
  - ▨ Location of Pipelines Abandoned in Place
  - AG- Above Ground Pipeline (removed)
  - - - Former Site Feature
  - Railroad
  - ▭ Property Boundary



**FIGURE 7b**  
 DISSOLVED PHASE BENZENE CONCENTRATION- OCTOBER 4-5, 2021  
 SHALLOW WELLS  
 FORMER AMOCO TERMINAL  
 SUPERIOR, WISCONSIN

|                         |                       |                                |
|-------------------------|-----------------------|--------------------------------|
| PROJECT NO.<br>WISUP191 | PREPARED BY<br>SAA/MB | REF SCALE<br>1:2,760           |
| DATE<br>2/2/2022        | REVIEWED BY<br>JZ     | MAP SCALE<br>1 INCH = 230 FEET |

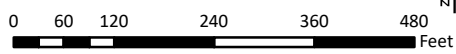




**Legend**

- ◆ Monitoring Well Location
- ◆ Abandoned Monitoring Well Location
- Deep Monitoring Well Location
- Abandoned Deep Monitoring Well Location
- Recovery Well Location
- Abandoned Recovery Well Location
- ⊕ Extraction Well
- ⊕ Abandoned Extraction Well Location
- ABC Rail Abandoned Monitoring Well
- ◆ ABC Rail Monitoring Well
- ⊕ ABC Rail Piezometer
- ⊕ ABC Rail Recovery Well
- ◇ ABC Rail Temporary Monitoring Well
- ST- Abandoned Sewer Line
- ▨ Location of Pipelines Abandoned in Place
- ▨ Inferred Horizontal Extent of Benzene Contamination
- AG- Above Ground Pipeline (removed)
- - Former Site Feature
- Railroad
- ▭ Property Boundary

(77.3) Benzene Concentration (ug/L)

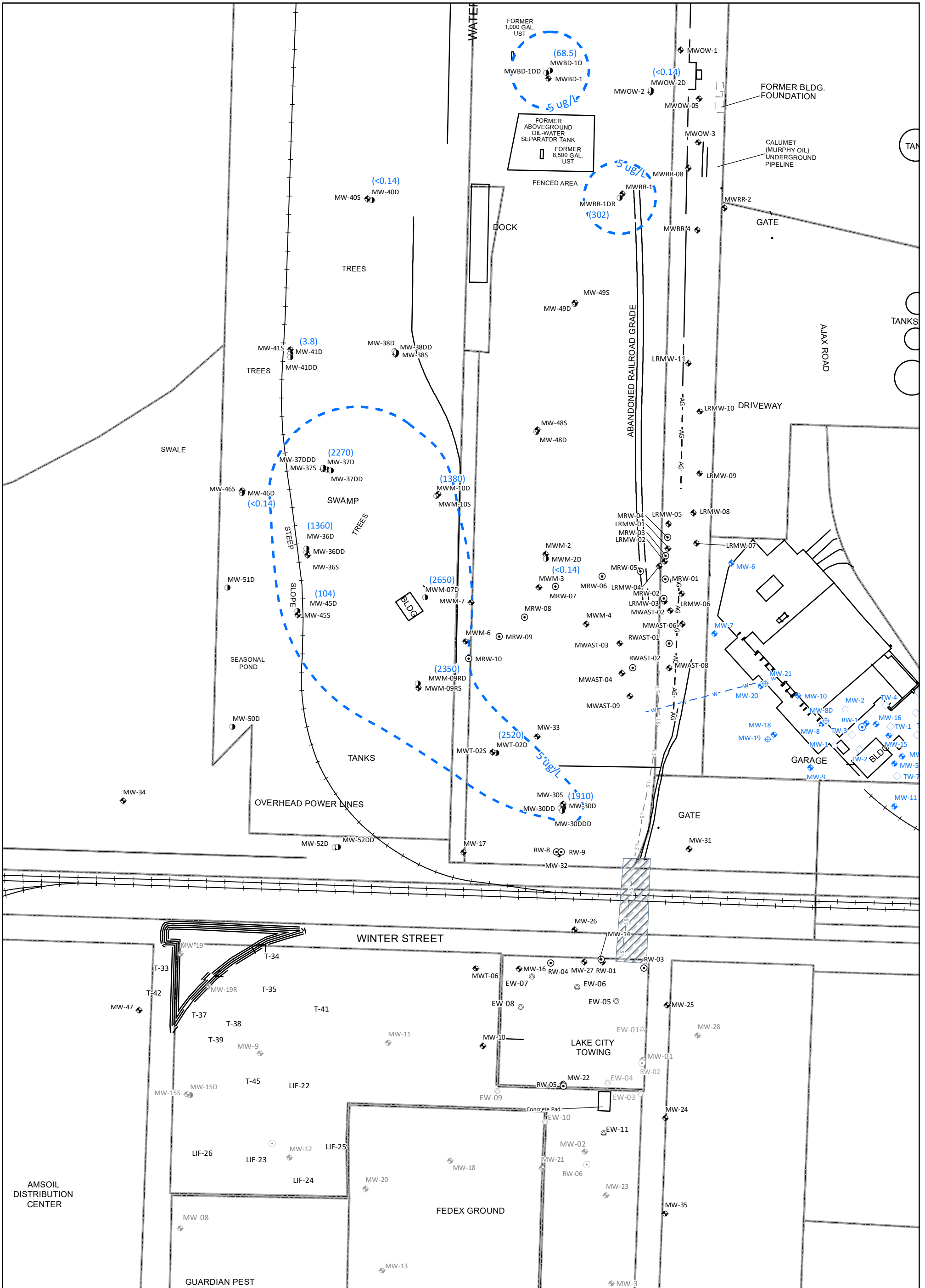


**FIGURE 8a**

DISSOLVED PHASE BENZENE CONCENTRATION- MAY 25-27, 2021  
DEEP WELLS  
FORMER AMOCO TERMINAL  
SUPERIOR, WISCONSIN

|                         |                       |                                |
|-------------------------|-----------------------|--------------------------------|
| PROJECT NO.<br>WISUP191 | PREPARED BY<br>SAA/MB | REF SCALE<br>1:2,760           |
| DATE<br>2/2/2022        | REVIEWED BY<br>JZ     | MAP SCALE<br>1 INCH = 230 FEET |

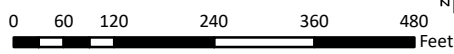




**Legend**

- ◆ Monitoring Well Location
- ◆ Abandoned Monitoring Well Location
- Deep Monitoring Well Location
- Abandoned Deep Monitoring Well Location
- Recovery Well Location
- Abandoned Recovery Well Location
- ⊕ Extraction Well
- ⊕ Abandoned Extraction Well Location
- ABC Rail Abandoned Monitoring Well
- ◆ ABC Rail Monitoring Well
- ⊕ ABC Rail Piezometer
- ⊕ ABC Rail Recovery Well
- ◇ ABC Rail Temporary Monitoring Well
- ST- Abandoned Sewer Line
- ▨ Location of Pipelines Abandoned in Place
- ▨ Inferred Horizontal Extent of Benzene Contamination
- AG- Above Ground Pipeline (removed)
- - Former Site Feature
- Railroad
- ▭ Property Boundary

(77.3) Benzene Concentration (ug/L)



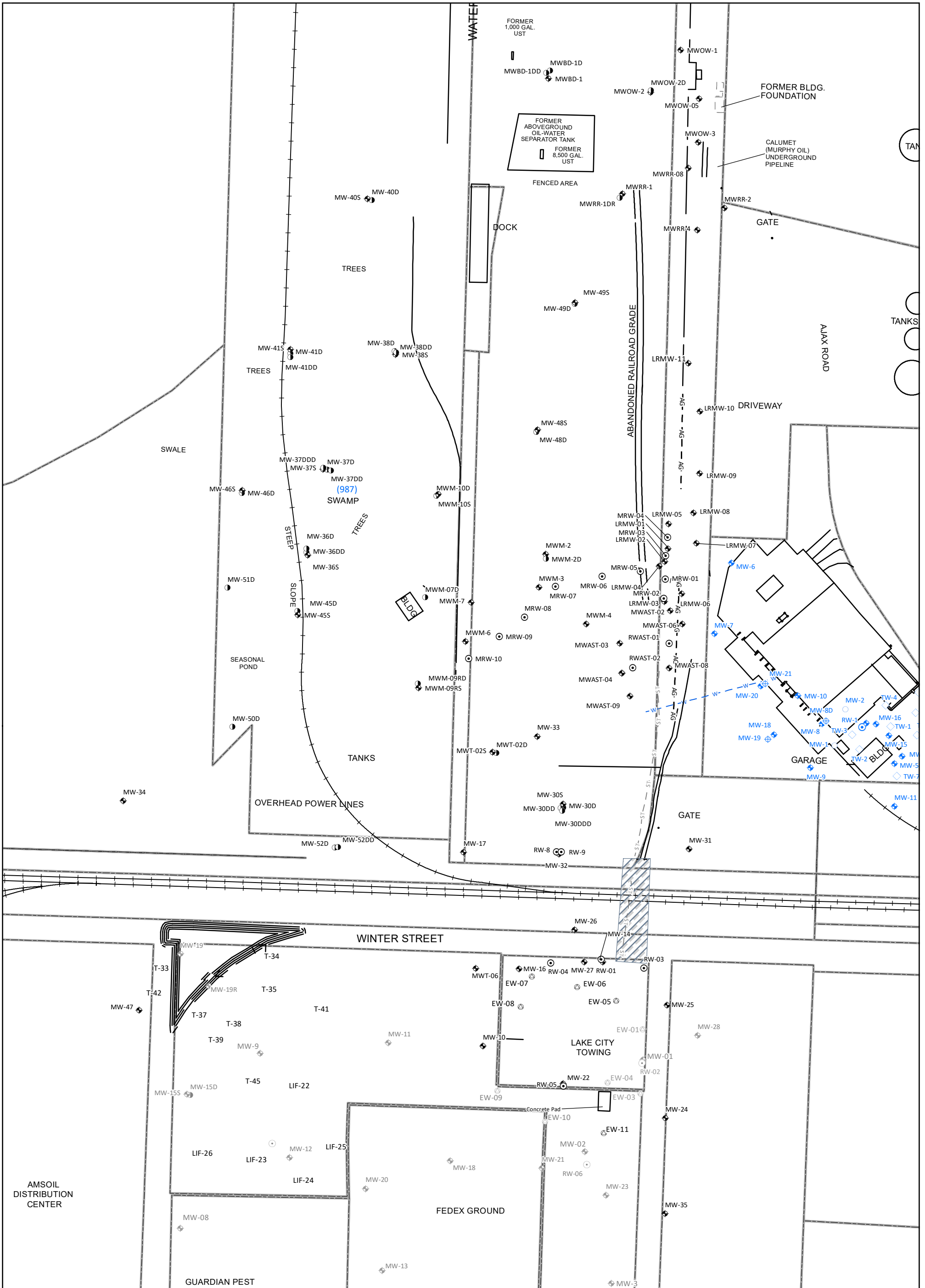
**FIGURE 8b**

DISSOLVED PHASE BENZENE CONCENTRATION- OCTOBER 4-5, 2021  
DEEP WELLS  
FORMER AMOCO TERMINAL  
SUPERIOR, WISCONSIN

|                         |                       |                                |
|-------------------------|-----------------------|--------------------------------|
| PROJECT NO.<br>WISUP191 | PREPARED BY<br>SAA/MB | REF SCALE<br>1:2,760           |
| DATE<br>2/2/2022        | REVIEWED BY<br>JZ     | MAP SCALE<br>1 INCH = 230 FEET |



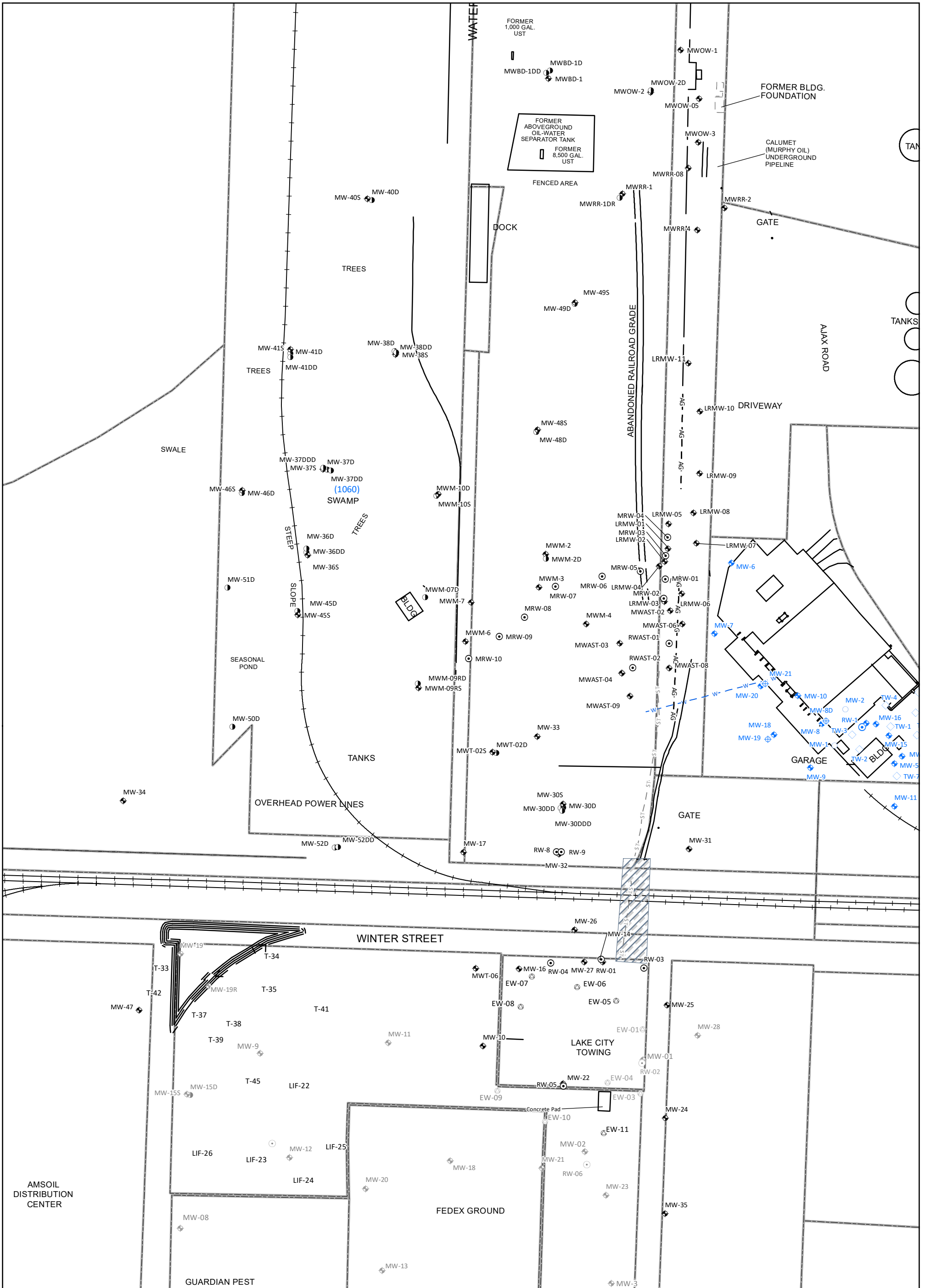




**FIGURE 9a**  
 DISSOLVED PHASE BENZENE CONCENTRATION- MAY 26, 2021  
 DD LEVEL WELLS  
 FORMER AMOCO TERMINAL  
 SUPERIOR, WISCONSIN

|                         |                       |                                |
|-------------------------|-----------------------|--------------------------------|
| PROJECT NO.<br>WISUP191 | PREPARED BY<br>SAA/MB | REF SCALE<br>1:2,760           |
| DATE<br>2/2/2022        | REVIEWED BY<br>JZ     | MAP SCALE<br>1 INCH = 230 FEET |

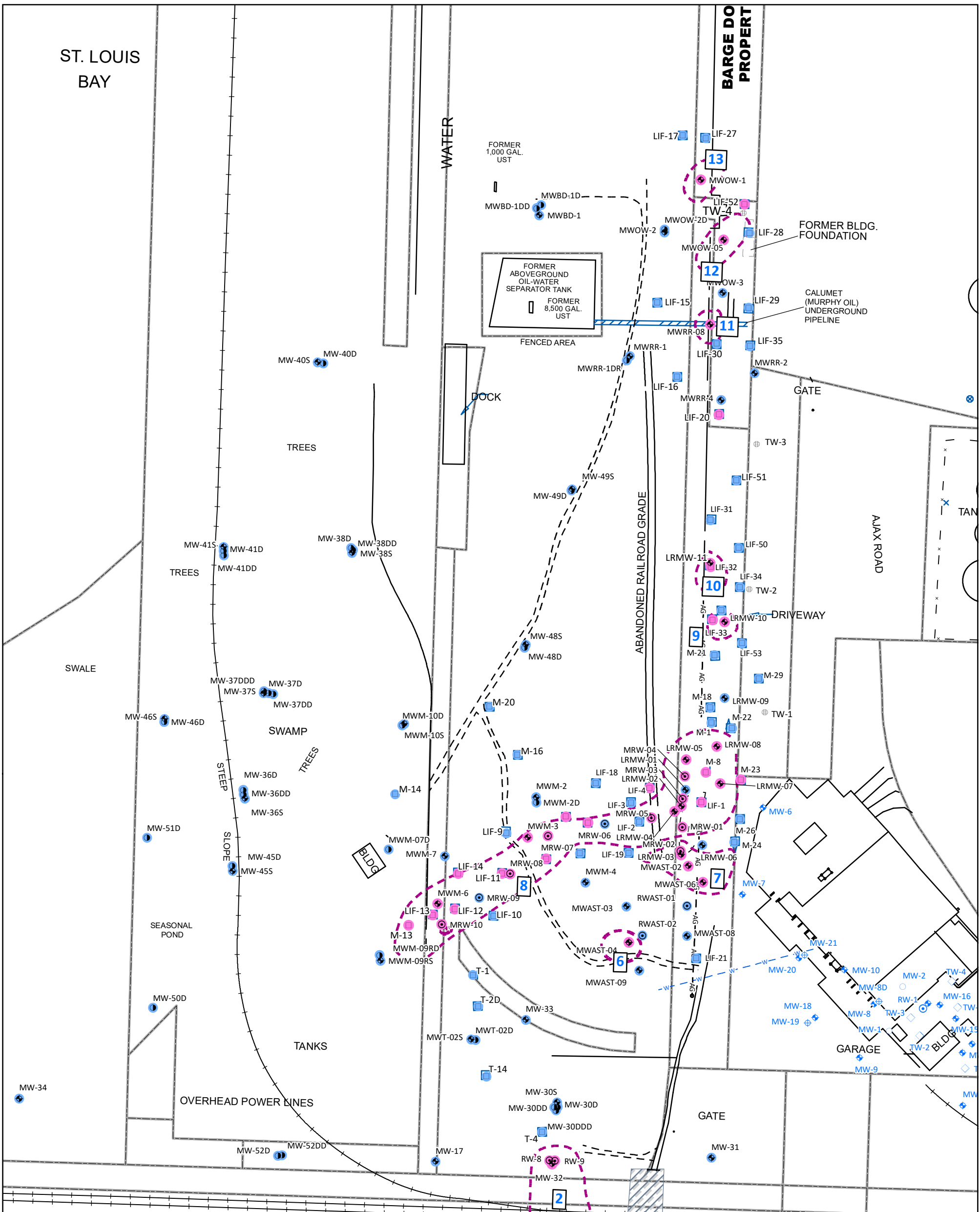




**FIGURE 9b**  
 DISSOLVED PHASE BENZENE CONCENTRATION- OCTOBER 5, 2021  
 DD LEVEL WELLS  
 FORMER AMOCO TERMINAL  
 SUPERIOR, WISCONSIN

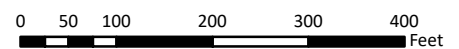
|                         |                       |                                |
|-------------------------|-----------------------|--------------------------------|
| PROJECT NO.<br>WISUP191 | PREPARED BY<br>SAA/MB | REF SCALE<br>1:2,760           |
| DATE<br>2/2/2022        | REVIEWED BY<br>JZ     | MAP SCALE<br>1 INCH = 230 FEET |





**Legend**

- ⊕ Temporary Well
- ◆ Monitoring Well Location
- ◆ Abandoned Monitoring Well Location
- Deep Monitoring Well Location
- Abandoned Deep Monitoring Well Location
- ⊙ Recovery Well Location
- ⊙ Abandoned Recovery Well Location
- ⊕ Extraction Well
- ⊕ Abandoned Extraction Well Location
- CPT-LIF Boring Location
- ABC Rail Abandoned Monitoring Well
- ◆ ABC Rail Monitoring Well
- ⊕ ABC Rail Piezometer
- ⊙ ABC Rail Recovery Well
- ◇ ABC Rail Temporary Monitoring Well
- Points with LNAPL
- No LNAPL
- LNAPL Extent
- AG- Above Ground Pipeline (removed)
- - - Gravel Access Road
- x - - Fence
- ▨ Location of Pipelines Abandoned in Place
- +— Railroad
- ▭ Property Boundary

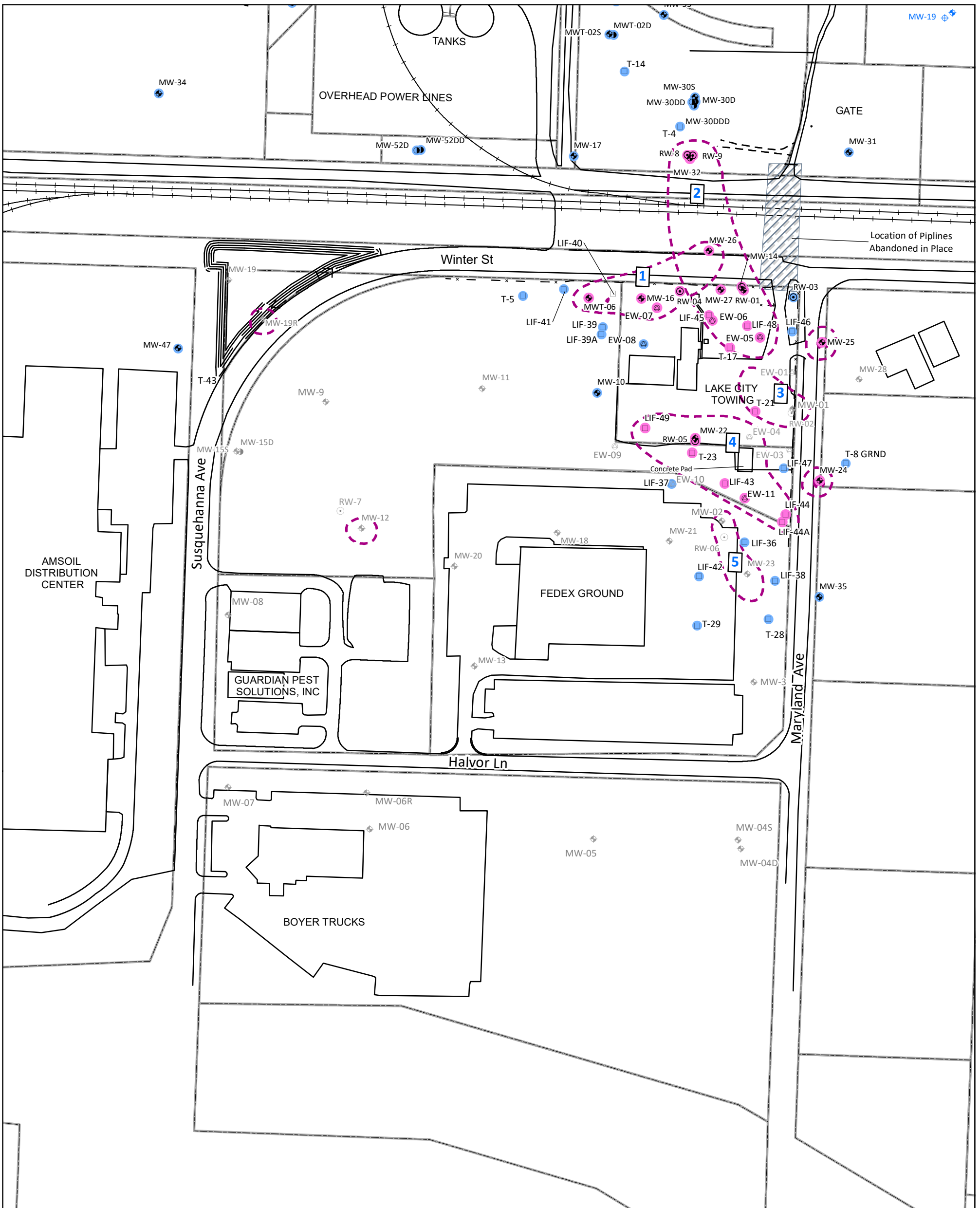


**FIGURE 10**

LNAPL EXTENT MAP  
BARGE DOCK  
FORMER AMOCO TERMINAL  
SUPERIOR, WISCONSIN

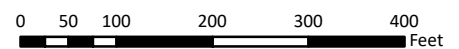
|                         |                       |                                |
|-------------------------|-----------------------|--------------------------------|
| PROJECT NO.<br>WISUP191 | PREPARED BY<br>SAA/MB | REF SCALE<br>1:2,400           |
| DATE<br>1/28/2022       | REVIEWED BY<br>JZ     | MAP SCALE<br>1 INCH = 200 FEET |





**Legend**

- ◆ Monitoring Well Location
- ◆ Abandoned Monitoring Well Location
- Deep Monitoring Well Location
- Abandoned Deep Monitoring Well Location
- Recovery Well Location
- Abandoned Recovery Well Location
- ⊕ Extraction Well
- ⊕ Abandoned Extraction Well Location
- CPT-LIF Boring Location
- ◆ ABC Rail Monitoring Well
- ⊕ ABC Rail Piezometer
- Points with
- No
- LNAPL Extent
- Gravel Access Road
- × - Fence
- ▨ Location of Pipelines Abandoned in Place
- +— Railroad
- ▭ Property Boundary

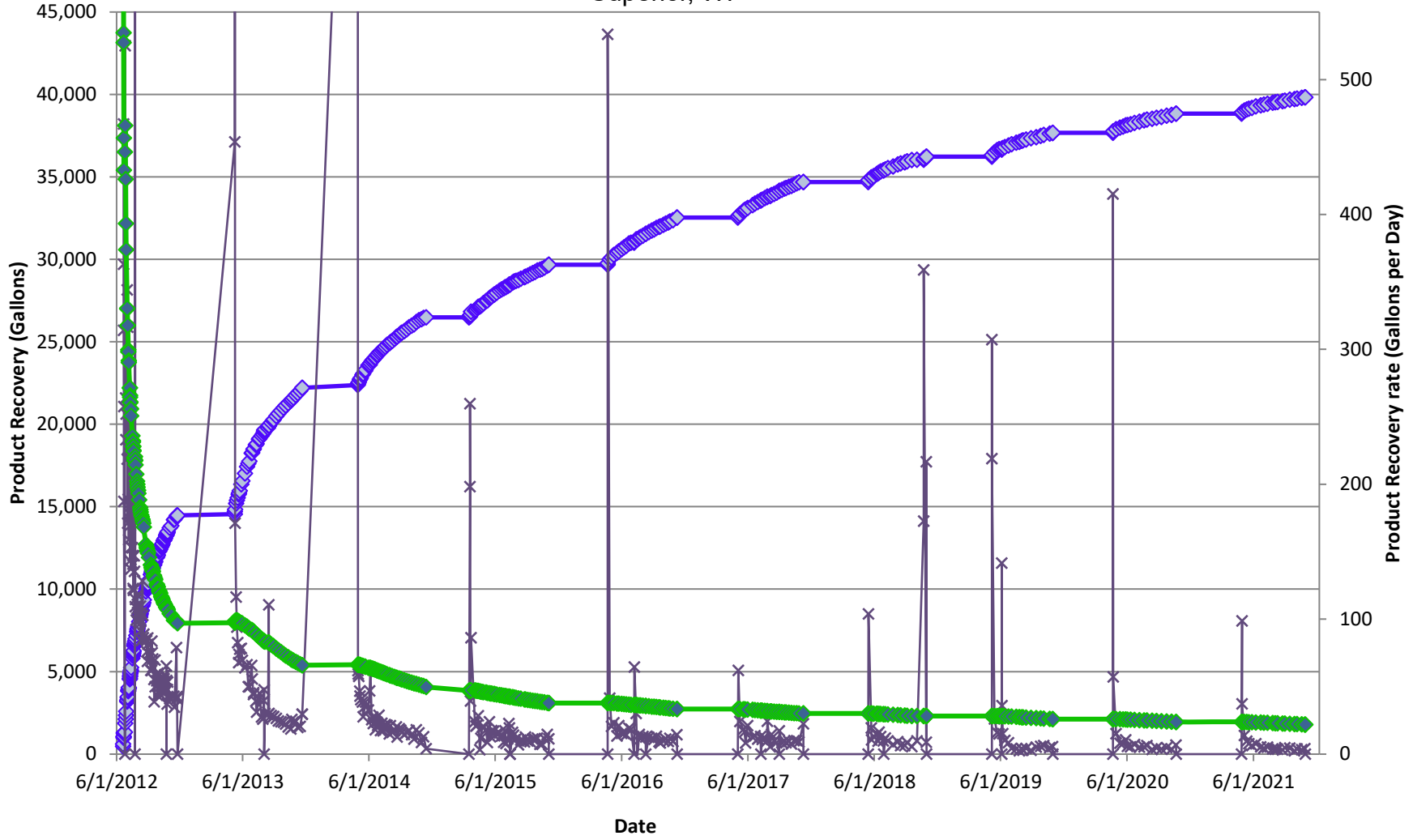


**FIGURE 11**  
LNAPL EXTENT MAP  
TERMINAL DETAIL  
FORMER AMOCO TERMINAL  
SUPERIOR, WISCONSIN

|                         |                       |                                |
|-------------------------|-----------------------|--------------------------------|
| PROJECT NO.<br>WISUP191 | PREPARED BY<br>SAA/MB | REF SCALE<br>1:2,400           |
| DATE<br>2/8/2022        | REVIEWED BY<br>JZ     | MAP SCALE<br>1 INCH = 200 FEET |

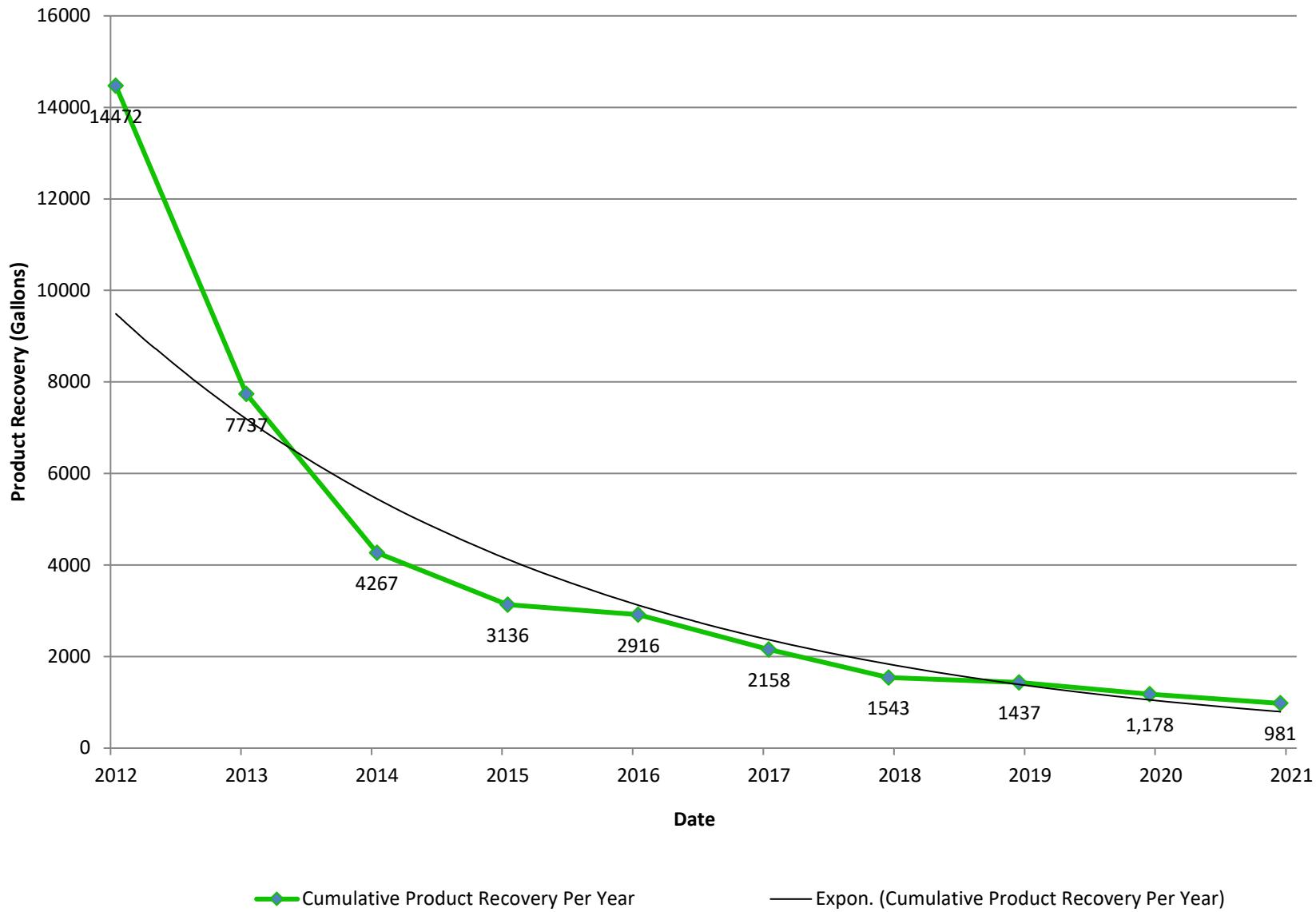


**Figure 12a**  
**Barge Dock Phase II System**  
**LNAPL Recovery**  
 Former Amoco Terminal  
 Superior, WI



◆ Cumulative Product recovered (gallons)     
 × Period Product recovery rate (gallons / day)     
 ◆ Cumulative Product recovery rate (gallons / day)

**Figure 12b**  
**Barge Dock Phase II System - LNAPL Recovery by Year**  
Former Amoco Terminal  
Superior, WI



## Appendix A – Groundwater Sampling Laboratory Analytical Reports

June 04, 2021

Jonathan Zimdars  
Antea Group - MN  
5910 Rice Creek Parkway  
Saint Paul, MN 55126

RE: Project: WISUP211 SUPERIOR TERMINAL  
Pace Project No.: 40227692

Dear Jonathan Zimdars:

Enclosed are the analytical results for sample(s) received by the laboratory on May 28, 2021. The results relate only to the samples included in this report. Results reported herein conform to the applicable TNI/NELAC Standards and the laboratory's Quality Manual, where applicable, unless otherwise noted in the body of the report.

The test results provided in this final report were generated by each of the following laboratories within the Pace Network:

- Pace Analytical Services - Green Bay

If you have any questions concerning this report, please feel free to contact me.

Sincerely,



Christopher Hyska  
christopher.hyska@pacelabs.com  
(920)469-2436  
Project Manager

Enclosures

cc: Layne Kortbein, Antea Group



## REPORT OF LABORATORY ANALYSIS

This report shall not be reproduced, except in full,  
without the written consent of Pace Analytical Services, LLC.



## CERTIFICATIONS

Project: WISUP211 SUPERIOR TERMINAL

Pace Project No.: 40227692

---

### **Pace Analytical Services Green Bay**

1241 Bellevue Street, Green Bay, WI 54302

Florida/NELAP Certification #: E87948

Illinois Certification #: 200050

Kentucky UST Certification #: 82

Louisiana Certification #: 04168

Minnesota Certification #: 055-999-334

New York Certification #: 12064

North Dakota Certification #: R-150

Virginia VELAP ID: 460263

South Carolina Certification #: 83006001

Texas Certification #: T104704529-14-1

Wisconsin Certification #: 405132750

Wisconsin DATCP Certification #: 105-444

USDA Soil Permit #: P330-16-00157

Federal Fish & Wildlife Permit #: LE51774A-0

---

## REPORT OF LABORATORY ANALYSIS

This report shall not be reproduced, except in full,  
without the written consent of Pace Analytical Services, LLC.

## SAMPLE SUMMARY

Project: WISUP211 SUPERIOR TERMINAL

Pace Project No.: 40227692

| Lab ID      | Sample ID  | Matrix | Date Collected | Date Received  |
|-------------|------------|--------|----------------|----------------|
| 40227692001 | MW0W-2D    | Water  | 05/25/21 11:45 | 05/28/21 10:30 |
| 40227692002 | MW-49S     | Water  | 05/25/21 14:50 | 05/28/21 10:30 |
| 40227692003 | MWBD-1D    | Water  | 05/25/21 15:45 | 05/28/21 10:30 |
| 40227692004 | MWRR-1D    | Water  | 05/25/21 17:55 | 05/28/21 10:30 |
| 40227692005 | MWM-2D     | Water  | 05/26/21 09:40 | 05/28/21 10:30 |
| 40227692006 | MW-45D     | Water  | 05/26/21 11:50 | 05/28/21 10:30 |
| 40227692007 | MWM-10D    | Water  | 05/26/21 15:15 | 05/28/21 10:30 |
| 40227692008 | MW-30S     | Water  | 05/26/21 17:05 | 05/28/21 10:30 |
| 40227692009 | MWM-9RD    | Water  | 05/27/21 09:50 | 05/28/21 10:30 |
| 40227692010 | MWT-2D     | Water  | 05/27/21 13:00 | 05/28/21 10:30 |
| 40227692011 | DUP-2      | Water  | 05/27/21 00:00 | 05/28/21 10:30 |
| 40227692012 | TRIP BLANK | Water  | 05/27/21 00:00 | 05/28/21 10:30 |
| 40227692013 | MW-46D     | Water  | 05/25/21 12:50 | 05/28/21 10:30 |
| 40227692014 | MW-40D     | Water  | 05/25/21 15:40 | 05/28/21 10:30 |
| 40227692015 | MW-41D     | Water  | 05/26/21 12:25 | 05/28/21 10:30 |
| 40227692016 | MW-37DD    | Water  | 05/26/21 10:15 | 05/28/21 10:30 |
| 40227692017 | MW-36D     | Water  | 05/26/21 15:20 | 05/28/21 10:30 |
| 40227692018 | MW-30D     | Water  | 05/26/21 16:45 | 05/28/21 10:30 |
| 40227692019 | MW-37D     | Water  | 05/27/21 09:00 | 05/28/21 10:30 |
| 40227692020 | MWM-7D     | Water  | 05/27/21 11:05 | 05/28/21 10:30 |
| 40227692021 | DUP-1      | Water  | 05/27/21 00:00 | 05/28/21 10:30 |
| 40227692022 | TRIP BLANK | Water  | 05/27/21 00:00 | 05/28/21 10:30 |

## REPORT OF LABORATORY ANALYSIS

This report shall not be reproduced, except in full,  
without the written consent of Pace Analytical Services, LLC.

### SAMPLE ANALYTE COUNT

Project: WISUP211 SUPERIOR TERMINAL

Pace Project No.: 40227692

| Lab ID      | Sample ID  | Method     | Analysts | Analytes Reported | Laboratory |
|-------------|------------|------------|----------|-------------------|------------|
| 40227692001 | MW0W-2D    | WI MOD GRO | ALD      | 10                | PASI-G     |
| 40227692002 | MW-49S     | WI MOD GRO | ALD      | 10                | PASI-G     |
| 40227692003 | MWBD-1D    | WI MOD GRO | ALD      | 10                | PASI-G     |
| 40227692004 | MWRR-1D    | WI MOD GRO | ALD      | 10                | PASI-G     |
| 40227692005 | MWM-2D     | WI MOD GRO | ALD      | 10                | PASI-G     |
| 40227692006 | MW-45D     | WI MOD GRO | ALD      | 10                | PASI-G     |
| 40227692007 | MWM-10D    | WI MOD GRO | ALD      | 10                | PASI-G     |
| 40227692008 | MW-30S     | WI MOD GRO | ALD      | 10                | PASI-G     |
| 40227692009 | MWM-9RD    | WI MOD GRO | ALD      | 10                | PASI-G     |
| 40227692010 | MWT-2D     | WI MOD GRO | ALD      | 10                | PASI-G     |
| 40227692011 | DUP-2      | WI MOD GRO | ALD      | 10                | PASI-G     |
| 40227692012 | TRIP BLANK | WI MOD GRO | ALD      | 10                | PASI-G     |
| 40227692013 | MW-46D     | WI MOD GRO | ALD      | 10                | PASI-G     |
| 40227692014 | MW-40D     | WI MOD GRO | ALD      | 10                | PASI-G     |
| 40227692015 | MW-41D     | WI MOD GRO | ALD      | 10                | PASI-G     |
| 40227692016 | MW-37DD    | WI MOD GRO | ALD      | 10                | PASI-G     |
| 40227692017 | MW-36D     | WI MOD GRO | ALD      | 10                | PASI-G     |
| 40227692018 | MW-30D     | WI MOD GRO | ALD      | 10                | PASI-G     |
| 40227692019 | MW-37D     | WI MOD GRO | ALD      | 10                | PASI-G     |
| 40227692020 | MWM-7D     | WI MOD GRO | ALD      | 10                | PASI-G     |
| 40227692021 | DUP-1      | WI MOD GRO | ALD      | 10                | PASI-G     |
| 40227692022 | TRIP BLANK | WI MOD GRO | ALD      | 10                | PASI-G     |

PASI-G = Pace Analytical Services - Green Bay

### REPORT OF LABORATORY ANALYSIS

This report shall not be reproduced, except in full,  
without the written consent of Pace Analytical Services, LLC.

### SUMMARY OF DETECTION

Project: WISUP211 SUPERIOR TERMINAL  
Pace Project No.: 40227692

| Lab Sample ID<br>Method | Client Sample ID<br>Parameters | Result | Units | Report Limit | Analyzed       | Qualifiers |
|-------------------------|--------------------------------|--------|-------|--------------|----------------|------------|
| <b>40227692002</b>      | <b>MW-49S</b>                  |        |       |              |                |            |
| WI MOD GRO              | Benzene                        | 2.8    | ug/L  | 1.0          | 06/01/21 17:40 |            |
| <b>40227692003</b>      | <b>MWBD-1D</b>                 |        |       |              |                |            |
| WI MOD GRO              | Benzene                        | 64.1   | ug/L  | 1.0          | 06/01/21 18:05 |            |
| <b>40227692004</b>      | <b>MWRR-1D</b>                 |        |       |              |                |            |
| WI MOD GRO              | Benzene                        | 444    | ug/L  | 5.0          | 06/01/21 15:06 |            |
| WI MOD GRO              | Methyl-tert-butyl ether        | 2.9J   | ug/L  | 5.0          | 06/01/21 15:06 |            |
| WI MOD GRO              | Toluene                        | 7.8    | ug/L  | 5.0          | 06/01/21 15:06 |            |
| WI MOD GRO              | o-Xylene                       | 6.5    | ug/L  | 5.0          | 06/01/21 15:06 |            |
| <b>40227692006</b>      | <b>MW-45D</b>                  |        |       |              |                |            |
| WI MOD GRO              | Benzene                        | 94.3   | ug/L  | 1.0          | 06/01/21 18:57 |            |
| <b>40227692007</b>      | <b>MWM-10D</b>                 |        |       |              |                |            |
| WI MOD GRO              | Benzene                        | 1500   | ug/L  | 10.0         | 06/01/21 13:49 |            |
| WI MOD GRO              | Ethylbenzene                   | 10.9   | ug/L  | 10.0         | 06/01/21 13:49 |            |
| WI MOD GRO              | Methyl-tert-butyl ether        | 8.1J   | ug/L  | 10.0         | 06/01/21 13:49 |            |
| WI MOD GRO              | Naphthalene                    | 17.7   | ug/L  | 10.0         | 06/01/21 13:49 |            |
| WI MOD GRO              | Toluene                        | 33.9   | ug/L  | 10.0         | 06/01/21 13:49 |            |
| WI MOD GRO              | 1,2,4-Trimethylbenzene         | 5.4J   | ug/L  | 10.0         | 06/01/21 13:49 |            |
| WI MOD GRO              | 1,3,5-Trimethylbenzene         | 3.6J   | ug/L  | 10.0         | 06/01/21 13:49 |            |
| WI MOD GRO              | m&p-Xylene                     | 33.3   | ug/L  | 20.0         | 06/01/21 13:49 |            |
| <b>40227692008</b>      | <b>MW-30S</b>                  |        |       |              |                |            |
| WI MOD GRO              | Benzene                        | 2510   | ug/L  | 10.0         | 06/01/21 14:15 |            |
| WI MOD GRO              | Ethylbenzene                   | 431    | ug/L  | 10.0         | 06/01/21 14:15 |            |
| WI MOD GRO              | Naphthalene                    | 384    | ug/L  | 10.0         | 06/01/21 14:15 |            |
| WI MOD GRO              | Toluene                        | 1950   | ug/L  | 10.0         | 06/01/21 14:15 |            |
| WI MOD GRO              | 1,2,4-Trimethylbenzene         | 297    | ug/L  | 10.0         | 06/01/21 14:15 |            |
| WI MOD GRO              | 1,3,5-Trimethylbenzene         | 89.7   | ug/L  | 10.0         | 06/01/21 14:15 |            |
| WI MOD GRO              | m&p-Xylene                     | 1060   | ug/L  | 20.0         | 06/01/21 14:15 |            |
| WI MOD GRO              | o-Xylene                       | 507    | ug/L  | 10.0         | 06/01/21 14:15 |            |
| <b>40227692009</b>      | <b>MWM-9RD</b>                 |        |       |              |                |            |
| WI MOD GRO              | Benzene                        | 2130   | ug/L  | 25.0         | 06/01/21 12:58 |            |
| WI MOD GRO              | Ethylbenzene                   | 95.3   | ug/L  | 25.0         | 06/01/21 12:58 |            |
| WI MOD GRO              | Methyl-tert-butyl ether        | 368    | ug/L  | 25.0         | 06/01/21 12:58 |            |
| WI MOD GRO              | Naphthalene                    | 50.9   | ug/L  | 25.0         | 06/01/21 12:58 |            |
| WI MOD GRO              | Toluene                        | 47.1   | ug/L  | 25.0         | 06/01/21 12:58 |            |
| WI MOD GRO              | 1,2,4-Trimethylbenzene         | 42.2   | ug/L  | 25.0         | 06/01/21 12:58 |            |
| WI MOD GRO              | 1,3,5-Trimethylbenzene         | 24.8J  | ug/L  | 25.0         | 06/01/21 12:58 |            |
| WI MOD GRO              | m&p-Xylene                     | 144    | ug/L  | 50.0         | 06/01/21 12:58 |            |
| <b>40227692010</b>      | <b>MWT-2D</b>                  |        |       |              |                |            |
| WI MOD GRO              | Benzene                        | 2610   | ug/L  | 25.0         | 06/01/21 13:24 |            |
| WI MOD GRO              | Ethylbenzene                   | 239    | ug/L  | 25.0         | 06/01/21 13:24 |            |
| WI MOD GRO              | Methyl-tert-butyl ether        | 115    | ug/L  | 25.0         | 06/01/21 13:24 |            |
| WI MOD GRO              | Naphthalene                    | 111    | ug/L  | 25.0         | 06/01/21 13:24 |            |
| WI MOD GRO              | Toluene                        | 149    | ug/L  | 25.0         | 06/01/21 13:24 |            |

### REPORT OF LABORATORY ANALYSIS

This report shall not be reproduced, except in full,  
without the written consent of Pace Analytical Services, LLC.

### SUMMARY OF DETECTION

Project: WISUP211 SUPERIOR TERMINAL

Peace Project No.: 40227692

| Lab Sample ID<br>Method | Client Sample ID<br>Parameters | Result | Units | Report Limit | Analyzed       | Qualifiers |
|-------------------------|--------------------------------|--------|-------|--------------|----------------|------------|
| <b>40227692010</b>      | <b>MWT-2D</b>                  |        |       |              |                |            |
| WI MOD GRO              | 1,2,4-Trimethylbenzene         | 84.9   | ug/L  | 25.0         | 06/01/21 13:24 |            |
| WI MOD GRO              | 1,3,5-Trimethylbenzene         | 40.6   | ug/L  | 25.0         | 06/01/21 13:24 |            |
| WI MOD GRO              | m&p-Xylene                     | 257    | ug/L  | 50.0         | 06/01/21 13:24 |            |
| WI MOD GRO              | o-Xylene                       | 21.3J  | ug/L  | 25.0         | 06/01/21 13:24 |            |
| <b>40227692011</b>      | <b>DUP-2</b>                   |        |       |              |                |            |
| WI MOD GRO              | Benzene                        | 2720   | ug/L  | 10.0         | 06/01/21 14:41 |            |
| WI MOD GRO              | Ethylbenzene                   | 246    | ug/L  | 10.0         | 06/01/21 14:41 |            |
| WI MOD GRO              | Methyl-tert-butyl ether        | 123    | ug/L  | 10.0         | 06/01/21 14:41 |            |
| WI MOD GRO              | Naphthalene                    | 115    | ug/L  | 10.0         | 06/01/21 14:41 |            |
| WI MOD GRO              | Toluene                        | 148    | ug/L  | 10.0         | 06/01/21 14:41 |            |
| WI MOD GRO              | 1,2,4-Trimethylbenzene         | 89.5   | ug/L  | 10.0         | 06/01/21 14:41 |            |
| WI MOD GRO              | 1,3,5-Trimethylbenzene         | 42.6   | ug/L  | 10.0         | 06/01/21 14:41 |            |
| WI MOD GRO              | m&p-Xylene                     | 258    | ug/L  | 20.0         | 06/01/21 14:41 |            |
| WI MOD GRO              | o-Xylene                       | 22.5   | ug/L  | 10.0         | 06/01/21 14:41 |            |
| <b>40227692013</b>      | <b>MW-46D</b>                  |        |       |              |                |            |
| WI MOD GRO              | m&p-Xylene                     | 1.3J   | ug/L  | 2.0          | 06/01/21 19:22 |            |
| <b>40227692015</b>      | <b>MW-41D</b>                  |        |       |              |                |            |
| WI MOD GRO              | Benzene                        | 11.2   | ug/L  | 1.0          | 06/01/21 20:13 |            |
| <b>40227692016</b>      | <b>MW-37DD</b>                 |        |       |              |                |            |
| WI MOD GRO              | Benzene                        | 987    | ug/L  | 5.0          | 06/01/21 15:32 |            |
| <b>40227692017</b>      | <b>MW-36D</b>                  |        |       |              |                |            |
| WI MOD GRO              | Benzene                        | 1600   | ug/L  | 10.0         | 06/03/21 12:23 |            |
| WI MOD GRO              | Ethylbenzene                   | 8.8J   | ug/L  | 10.0         | 06/03/21 12:23 |            |
| WI MOD GRO              | Methyl-tert-butyl ether        | 7.4J   | ug/L  | 10.0         | 06/03/21 12:23 |            |
| WI MOD GRO              | Toluene                        | 20.5   | ug/L  | 10.0         | 06/03/21 12:23 |            |
| WI MOD GRO              | m&p-Xylene                     | 4.6J   | ug/L  | 20.0         | 06/03/21 12:23 |            |
| <b>40227692018</b>      | <b>MW-30D</b>                  |        |       |              |                |            |
| WI MOD GRO              | Benzene                        | 1890   | ug/L  | 20.0         | 06/03/21 11:32 |            |
| WI MOD GRO              | Ethylbenzene                   | 68.5   | ug/L  | 20.0         | 06/03/21 11:32 |            |
| WI MOD GRO              | Methyl-tert-butyl ether        | 8.2J   | ug/L  | 20.0         | 06/03/21 11:32 |            |
| WI MOD GRO              | Naphthalene                    | 196    | ug/L  | 20.0         | 06/03/21 11:32 |            |
| WI MOD GRO              | Toluene                        | 63.7   | ug/L  | 20.0         | 06/03/21 11:32 |            |
| WI MOD GRO              | 1,2,4-Trimethylbenzene         | 7.9J   | ug/L  | 20.0         | 06/03/21 11:32 |            |
| WI MOD GRO              | m&p-Xylene                     | 56.7   | ug/L  | 40.0         | 06/03/21 11:32 |            |
| WI MOD GRO              | o-Xylene                       | 4.8J   | ug/L  | 20.0         | 06/03/21 11:32 |            |
| <b>40227692019</b>      | <b>MW-37D</b>                  |        |       |              |                |            |
| WI MOD GRO              | Benzene                        | 2200   | ug/L  | 25.0         | 06/03/21 11:06 |            |
| WI MOD GRO              | Ethylbenzene                   | 24.7J  | ug/L  | 25.0         | 06/03/21 11:06 |            |
| WI MOD GRO              | Toluene                        | 68.0   | ug/L  | 25.0         | 06/03/21 11:06 |            |
| WI MOD GRO              | m&p-Xylene                     | 40.1J  | ug/L  | 50.0         | 06/03/21 11:06 |            |
| <b>40227692020</b>      | <b>MWM-7D</b>                  |        |       |              |                |            |
| WI MOD GRO              | Benzene                        | 2710   | ug/L  | 20.0         | 06/03/21 11:57 |            |

### REPORT OF LABORATORY ANALYSIS

This report shall not be reproduced, except in full,  
without the written consent of Pace Analytical Services, LLC.

### SUMMARY OF DETECTION

Project: WISUP211 SUPERIOR TERMINAL

Pace Project No.: 40227692

| Lab Sample ID<br>Method | Client Sample ID<br>Parameters | Result | Units | Report Limit | Analyzed       | Qualifiers |
|-------------------------|--------------------------------|--------|-------|--------------|----------------|------------|
| <b>40227692020</b>      | <b>MWM-7D</b>                  |        |       |              |                |            |
| WI MOD GRO              | Ethylbenzene                   | 67.8   | ug/L  | 20.0         | 06/03/21 11:57 |            |
| WI MOD GRO              | Toluene                        | 59.5   | ug/L  | 20.0         | 06/03/21 11:57 |            |
| WI MOD GRO              | 1,2,4-Trimethylbenzene         | 9.6J   | ug/L  | 20.0         | 06/03/21 11:57 |            |
| WI MOD GRO              | m&p-Xylene                     | 67.2   | ug/L  | 40.0         | 06/03/21 11:57 |            |
| <b>40227692021</b>      | <b>DUP-1</b>                   |        |       |              |                |            |
| WI MOD GRO              | Benzene                        | 2460   | ug/L  | 10.0         | 06/03/21 12:49 |            |
| WI MOD GRO              | Ethylbenzene                   | 28.5   | ug/L  | 10.0         | 06/03/21 12:49 |            |
| WI MOD GRO              | Toluene                        | 74.1   | ug/L  | 10.0         | 06/03/21 12:49 |            |
| WI MOD GRO              | m&p-Xylene                     | 44.7   | ug/L  | 20.0         | 06/03/21 12:49 |            |
| WI MOD GRO              | o-Xylene                       | 4.3J   | ug/L  | 10.0         | 06/03/21 12:49 |            |

### REPORT OF LABORATORY ANALYSIS

This report shall not be reproduced, except in full,  
without the written consent of Pace Analytical Services, LLC.

## PROJECT NARRATIVE

Project: WISUP211 SUPERIOR TERMINAL

Pace Project No.: 40227692

---

**Method:** WI MOD GRO

**Description:** WIGRO GCV

**Client:** Antea Group

**Date:** June 04, 2021

**General Information:**

22 samples were analyzed for WI MOD GRO by Pace Analytical Services Green Bay. All samples were received in acceptable condition with any exceptions noted below or on the chain-of custody and/or the sample condition upon receipt form (SCUR) attached at the end of this report.

**Hold Time:**

The samples were analyzed within the method required hold times with any exceptions noted below.

**Initial Calibrations (including MS Tune as applicable):**

All criteria were within method requirements with any exceptions noted below.

**Continuing Calibration:**

All criteria were within method requirements with any exceptions noted below.

**Surrogates:**

All surrogates were within QC limits with any exceptions noted below.

**Method Blank:**

All analytes were below the report limit in the method blank, where applicable, with any exceptions noted below.

**Laboratory Control Spike:**

All laboratory control spike compounds were within QC limits with any exceptions noted below.

**Matrix Spikes:**

All percent recoveries and relative percent differences (RPDs) were within acceptance criteria with any exceptions noted below.

**Additional Comments:**

This data package has been reviewed for quality and completeness and is approved for release.

## REPORT OF LABORATORY ANALYSIS

This report shall not be reproduced, except in full,  
without the written consent of Pace Analytical Services, LLC.

### ANALYTICAL RESULTS

Project: WISUP211 SUPERIOR TERMINAL  
Pace Project No.: 40227692

**Sample: MW0W-2D**      **Lab ID: 40227692001**      Collected: 05/25/21 11:45      Received: 05/28/21 10:30      Matrix: Water

| Parameters                           | Results | Units | LOQ    | LOD  | DF | Prepared | Analyzed       | CAS No.     | Qual |
|--------------------------------------|---------|-------|--------|------|----|----------|----------------|-------------|------|
| <b>WIGRO GCV</b>                     |         |       |        |      |    |          |                |             |      |
| Analytical Method: WI MOD GRO        |         |       |        |      |    |          |                |             |      |
| Pace Analytical Services - Green Bay |         |       |        |      |    |          |                |             |      |
| Benzene                              | <0.14   | ug/L  | 1.0    | 0.14 | 1  |          | 06/01/21 17:14 | 71-43-2     |      |
| Ethylbenzene                         | <0.33   | ug/L  | 1.0    | 0.33 | 1  |          | 06/01/21 17:14 | 100-41-4    |      |
| Methyl-tert-butyl ether              | <0.32   | ug/L  | 1.0    | 0.32 | 1  |          | 06/01/21 17:14 | 1634-04-4   |      |
| Naphthalene                          | <0.51   | ug/L  | 1.0    | 0.51 | 1  |          | 06/01/21 17:14 | 91-20-3     |      |
| Toluene                              | <0.16   | ug/L  | 1.0    | 0.16 | 1  |          | 06/01/21 17:14 | 108-88-3    |      |
| 1,2,4-Trimethylbenzene               | <0.34   | ug/L  | 1.0    | 0.34 | 1  |          | 06/01/21 17:14 | 95-63-6     |      |
| 1,3,5-Trimethylbenzene               | <0.33   | ug/L  | 1.0    | 0.33 | 1  |          | 06/01/21 17:14 | 108-67-8    |      |
| m&p-Xylene                           | <0.32   | ug/L  | 2.0    | 0.32 | 1  |          | 06/01/21 17:14 | 179601-23-1 |      |
| o-Xylene                             | <0.15   | ug/L  | 1.0    | 0.15 | 1  |          | 06/01/21 17:14 | 95-47-6     |      |
| <b>Surrogates</b>                    |         |       |        |      |    |          |                |             |      |
| a,a,a-Trifluorotoluene (S)           | 99      | %     | 80-120 |      | 1  |          | 06/01/21 17:14 | 98-08-8     |      |

**Sample: MW-49S**      **Lab ID: 40227692002**      Collected: 05/25/21 14:50      Received: 05/28/21 10:30      Matrix: Water

| Parameters                           | Results | Units | LOQ    | LOD  | DF | Prepared | Analyzed       | CAS No.     | Qual |
|--------------------------------------|---------|-------|--------|------|----|----------|----------------|-------------|------|
| <b>WIGRO GCV</b>                     |         |       |        |      |    |          |                |             |      |
| Analytical Method: WI MOD GRO        |         |       |        |      |    |          |                |             |      |
| Pace Analytical Services - Green Bay |         |       |        |      |    |          |                |             |      |
| Benzene                              | 2.8     | ug/L  | 1.0    | 0.14 | 1  |          | 06/01/21 17:40 | 71-43-2     |      |
| Ethylbenzene                         | <0.33   | ug/L  | 1.0    | 0.33 | 1  |          | 06/01/21 17:40 | 100-41-4    |      |
| Methyl-tert-butyl ether              | <0.32   | ug/L  | 1.0    | 0.32 | 1  |          | 06/01/21 17:40 | 1634-04-4   |      |
| Naphthalene                          | <0.51   | ug/L  | 1.0    | 0.51 | 1  |          | 06/01/21 17:40 | 91-20-3     |      |
| Toluene                              | <0.16   | ug/L  | 1.0    | 0.16 | 1  |          | 06/01/21 17:40 | 108-88-3    |      |
| 1,2,4-Trimethylbenzene               | <0.34   | ug/L  | 1.0    | 0.34 | 1  |          | 06/01/21 17:40 | 95-63-6     |      |
| 1,3,5-Trimethylbenzene               | <0.33   | ug/L  | 1.0    | 0.33 | 1  |          | 06/01/21 17:40 | 108-67-8    |      |
| m&p-Xylene                           | <0.32   | ug/L  | 2.0    | 0.32 | 1  |          | 06/01/21 17:40 | 179601-23-1 |      |
| o-Xylene                             | <0.15   | ug/L  | 1.0    | 0.15 | 1  |          | 06/01/21 17:40 | 95-47-6     |      |
| <b>Surrogates</b>                    |         |       |        |      |    |          |                |             |      |
| a,a,a-Trifluorotoluene (S)           | 100     | %     | 80-120 |      | 1  |          | 06/01/21 17:40 | 98-08-8     |      |

**Sample: MWBD-1D**      **Lab ID: 40227692003**      Collected: 05/25/21 15:45      Received: 05/28/21 10:30      Matrix: Water

| Parameters                           | Results | Units | LOQ | LOD  | DF | Prepared | Analyzed       | CAS No.   | Qual |
|--------------------------------------|---------|-------|-----|------|----|----------|----------------|-----------|------|
| <b>WIGRO GCV</b>                     |         |       |     |      |    |          |                |           |      |
| Analytical Method: WI MOD GRO        |         |       |     |      |    |          |                |           |      |
| Pace Analytical Services - Green Bay |         |       |     |      |    |          |                |           |      |
| Benzene                              | 64.1    | ug/L  | 1.0 | 0.14 | 1  |          | 06/01/21 18:05 | 71-43-2   |      |
| Ethylbenzene                         | <0.33   | ug/L  | 1.0 | 0.33 | 1  |          | 06/01/21 18:05 | 100-41-4  |      |
| Methyl-tert-butyl ether              | <0.32   | ug/L  | 1.0 | 0.32 | 1  |          | 06/01/21 18:05 | 1634-04-4 |      |
| Naphthalene                          | <0.51   | ug/L  | 1.0 | 0.51 | 1  |          | 06/01/21 18:05 | 91-20-3   |      |
| Toluene                              | <0.16   | ug/L  | 1.0 | 0.16 | 1  |          | 06/01/21 18:05 | 108-88-3  |      |
| 1,2,4-Trimethylbenzene               | <0.34   | ug/L  | 1.0 | 0.34 | 1  |          | 06/01/21 18:05 | 95-63-6   |      |

### REPORT OF LABORATORY ANALYSIS

This report shall not be reproduced, except in full,  
without the written consent of Pace Analytical Services, LLC.



### ANALYTICAL RESULTS

Project: WISUP211 SUPERIOR TERMINAL

Pace Project No.: 40227692

| Sample: MWBD-1D      Lab ID: 40227692003      Collected: 05/25/21 15:45      Received: 05/28/21 10:30      Matrix: Water |         |       |        |      |    |          |                |             |      |
|--|---------|-------|--------|------|----|----------|----------------|-------------|------|
| Parameters   | Results | Units | LOQ    | LOD  | DF | Prepared | Analyzed       | CAS No.     | Qual |
| <b>WIGRO GCV</b>   |         |       |        |      |    |          |                |             |      |
| Analytical Method: WI MOD GRO  |         |       |        |      |    |          |                |             |      |
| Pace Analytical Services - Green Bay   |         |       |        |      |    |          |                |             |      |
| 1,3,5-Trimethylbenzene   | <0.33   | ug/L  | 1.0    | 0.33 | 1  |          | 06/01/21 18:05 | 108-67-8    |      |
| m&p-Xylene   | <0.32   | ug/L  | 2.0    | 0.32 | 1  |          | 06/01/21 18:05 | 179601-23-1 |      |
| o-Xylene   | <0.15   | ug/L  | 1.0    | 0.15 | 1  |          | 06/01/21 18:05 | 95-47-6     |      |
| <b>Surrogates</b>  |         |       |        |      |    |          |                |             |      |
| a,a,a-Trifluorotoluene (S)   | 97      | %     | 80-120 |      | 1  |          | 06/01/21 18:05 | 98-08-8     |      |

| Sample: MWRR-1D      Lab ID: 40227692004      Collected: 05/25/21 17:55      Received: 05/28/21 10:30      Matrix: Water |         |       |        |      |    |          |                |             |      |
|--|---------|-------|--------|------|----|----------|----------------|-------------|------|
| Parameters   | Results | Units | LOQ    | LOD  | DF | Prepared | Analyzed       | CAS No.     | Qual |
| <b>WIGRO GCV</b>   |         |       |        |      |    |          |                |             |      |
| Analytical Method: WI MOD GRO  |         |       |        |      |    |          |                |             |      |
| Pace Analytical Services - Green Bay   |         |       |        |      |    |          |                |             |      |
| Benzene  | 444     | ug/L  | 5.0    | 0.72 | 5  |          | 06/01/21 15:06 | 71-43-2     |      |
| Ethylbenzene   | <1.6    | ug/L  | 5.0    | 1.6  | 5  |          | 06/01/21 15:06 | 100-41-4    |      |
| Methyl-tert-butyl ether  | 2.9J    | ug/L  | 5.0    | 1.6  | 5  |          | 06/01/21 15:06 | 1634-04-4   |      |
| Naphthalene  | <2.5    | ug/L  | 5.0    | 2.5  | 5  |          | 06/01/21 15:06 | 91-20-3     |      |
| Toluene  | 7.8     | ug/L  | 5.0    | 0.82 | 5  |          | 06/01/21 15:06 | 108-88-3    |      |
| 1,2,4-Trimethylbenzene   | <1.7    | ug/L  | 5.0    | 1.7  | 5  |          | 06/01/21 15:06 | 95-63-6     |      |
| 1,3,5-Trimethylbenzene   | <1.6    | ug/L  | 5.0    | 1.6  | 5  |          | 06/01/21 15:06 | 108-67-8    |      |
| m&p-Xylene   | <1.6    | ug/L  | 10.0   | 1.6  | 5  |          | 06/01/21 15:06 | 179601-23-1 |      |
| o-Xylene   | 6.5     | ug/L  | 5.0    | 0.75 | 5  |          | 06/01/21 15:06 | 95-47-6     |      |
| <b>Surrogates</b>  |         |       |        |      |    |          |                |             |      |
| a,a,a-Trifluorotoluene (S)   | 101     | %     | 80-120 |      | 5  |          | 06/01/21 15:06 | 98-08-8     |      |

| Sample: MWM-2D      Lab ID: 40227692005      Collected: 05/26/21 09:40      Received: 05/28/21 10:30      Matrix: Water |         |       |        |      |    |          |                |             |      |
|---|---------|-------|--------|------|----|----------|----------------|-------------|------|
| Parameters  | Results | Units | LOQ    | LOD  | DF | Prepared | Analyzed       | CAS No.     | Qual |
| <b>WIGRO GCV</b>  |         |       |        |      |    |          |                |             |      |
| Analytical Method: WI MOD GRO   |         |       |        |      |    |          |                |             |      |
| Pace Analytical Services - Green Bay  |         |       |        |      |    |          |                |             |      |
| Benzene   | <0.14   | ug/L  | 1.0    | 0.14 | 1  |          | 06/01/21 18:31 | 71-43-2     |      |
| Ethylbenzene  | <0.33   | ug/L  | 1.0    | 0.33 | 1  |          | 06/01/21 18:31 | 100-41-4    |      |
| Methyl-tert-butyl ether   | <0.32   | ug/L  | 1.0    | 0.32 | 1  |          | 06/01/21 18:31 | 1634-04-4   |      |
| Naphthalene   | <0.51   | ug/L  | 1.0    | 0.51 | 1  |          | 06/01/21 18:31 | 91-20-3     |      |
| Toluene   | <0.16   | ug/L  | 1.0    | 0.16 | 1  |          | 06/01/21 18:31 | 108-88-3    |      |
| 1,2,4-Trimethylbenzene  | <0.34   | ug/L  | 1.0    | 0.34 | 1  |          | 06/01/21 18:31 | 95-63-6     |      |
| 1,3,5-Trimethylbenzene  | <0.33   | ug/L  | 1.0    | 0.33 | 1  |          | 06/01/21 18:31 | 108-67-8    |      |
| m&p-Xylene  | <0.32   | ug/L  | 2.0    | 0.32 | 1  |          | 06/01/21 18:31 | 179601-23-1 |      |
| o-Xylene  | <0.15   | ug/L  | 1.0    | 0.15 | 1  |          | 06/01/21 18:31 | 95-47-6     |      |
| <b>Surrogates</b>   |         |       |        |      |    |          |                |             |      |
| a,a,a-Trifluorotoluene (S)  | 100     | %     | 80-120 |      | 1  |          | 06/01/21 18:31 | 98-08-8     |      |

### REPORT OF LABORATORY ANALYSIS

This report shall not be reproduced, except in full,  
without the written consent of Pace Analytical Services, LLC.

### ANALYTICAL RESULTS

Project: WISUP211 SUPERIOR TERMINAL

Pace Project No.: 40227692

**Sample: MW-45D**      **Lab ID: 40227692006**      Collected: 05/26/21 11:50      Received: 05/28/21 10:30      Matrix: Water

| Parameters                           | Results | Units | LOQ    | LOD  | DF | Prepared | Analyzed       | CAS No.     | Qual |
|--------------------------------------|---------|-------|--------|------|----|----------|----------------|-------------|------|
| <b>WIGRO GCV</b>                     |         |       |        |      |    |          |                |             |      |
| Analytical Method: WI MOD GRO        |         |       |        |      |    |          |                |             |      |
| Pace Analytical Services - Green Bay |         |       |        |      |    |          |                |             |      |
| Benzene                              | 94.3    | ug/L  | 1.0    | 0.14 | 1  |          | 06/01/21 18:57 | 71-43-2     |      |
| Ethylbenzene                         | <0.33   | ug/L  | 1.0    | 0.33 | 1  |          | 06/01/21 18:57 | 100-41-4    |      |
| Methyl-tert-butyl ether              | <0.32   | ug/L  | 1.0    | 0.32 | 1  |          | 06/01/21 18:57 | 1634-04-4   |      |
| Naphthalene                          | <0.51   | ug/L  | 1.0    | 0.51 | 1  |          | 06/01/21 18:57 | 91-20-3     |      |
| Toluene                              | <0.16   | ug/L  | 1.0    | 0.16 | 1  |          | 06/01/21 18:57 | 108-88-3    |      |
| 1,2,4-Trimethylbenzene               | <0.34   | ug/L  | 1.0    | 0.34 | 1  |          | 06/01/21 18:57 | 95-63-6     |      |
| 1,3,5-Trimethylbenzene               | <0.33   | ug/L  | 1.0    | 0.33 | 1  |          | 06/01/21 18:57 | 108-67-8    |      |
| m&p-Xylene                           | <0.32   | ug/L  | 2.0    | 0.32 | 1  |          | 06/01/21 18:57 | 179601-23-1 |      |
| o-Xylene                             | <0.15   | ug/L  | 1.0    | 0.15 | 1  |          | 06/01/21 18:57 | 95-47-6     |      |
| <b>Surrogates</b>                    |         |       |        |      |    |          |                |             |      |
| a,a,a-Trifluorotoluene (S)           | 97      | %     | 80-120 |      | 1  |          | 06/01/21 18:57 | 98-08-8     |      |

**Sample: MWM-10D**      **Lab ID: 40227692007**      Collected: 05/26/21 15:15      Received: 05/28/21 10:30      Matrix: Water

| Parameters                           | Results | Units | LOQ    | LOD | DF | Prepared | Analyzed       | CAS No.     | Qual |
|--------------------------------------|---------|-------|--------|-----|----|----------|----------------|-------------|------|
| <b>WIGRO GCV</b>                     |         |       |        |     |    |          |                |             |      |
| Analytical Method: WI MOD GRO        |         |       |        |     |    |          |                |             |      |
| Pace Analytical Services - Green Bay |         |       |        |     |    |          |                |             |      |
| Benzene                              | 1500    | ug/L  | 10.0   | 1.4 | 10 |          | 06/01/21 13:49 | 71-43-2     |      |
| Ethylbenzene                         | 10.9    | ug/L  | 10.0   | 3.3 | 10 |          | 06/01/21 13:49 | 100-41-4    |      |
| Methyl-tert-butyl ether              | 8.1J    | ug/L  | 10.0   | 3.2 | 10 |          | 06/01/21 13:49 | 1634-04-4   |      |
| Naphthalene                          | 17.7    | ug/L  | 10.0   | 5.1 | 10 |          | 06/01/21 13:49 | 91-20-3     |      |
| Toluene                              | 33.9    | ug/L  | 10.0   | 1.6 | 10 |          | 06/01/21 13:49 | 108-88-3    |      |
| 1,2,4-Trimethylbenzene               | 5.4J    | ug/L  | 10.0   | 3.4 | 10 |          | 06/01/21 13:49 | 95-63-6     |      |
| 1,3,5-Trimethylbenzene               | 3.6J    | ug/L  | 10.0   | 3.3 | 10 |          | 06/01/21 13:49 | 108-67-8    |      |
| m&p-Xylene                           | 33.3    | ug/L  | 20.0   | 3.2 | 10 |          | 06/01/21 13:49 | 179601-23-1 |      |
| o-Xylene                             | <1.5    | ug/L  | 10.0   | 1.5 | 10 |          | 06/01/21 13:49 | 95-47-6     |      |
| <b>Surrogates</b>                    |         |       |        |     |    |          |                |             |      |
| a,a,a-Trifluorotoluene (S)           | 100     | %     | 80-120 |     | 10 |          | 06/01/21 13:49 | 98-08-8     |      |

**Sample: MW-30S**      **Lab ID: 40227692008**      Collected: 05/26/21 17:05      Received: 05/28/21 10:30      Matrix: Water

| Parameters                           | Results | Units | LOQ  | LOD | DF | Prepared | Analyzed       | CAS No.   | Qual |
|--------------------------------------|---------|-------|------|-----|----|----------|----------------|-----------|------|
| <b>WIGRO GCV</b>                     |         |       |      |     |    |          |                |           |      |
| Analytical Method: WI MOD GRO        |         |       |      |     |    |          |                |           |      |
| Pace Analytical Services - Green Bay |         |       |      |     |    |          |                |           |      |
| Benzene                              | 2510    | ug/L  | 10.0 | 1.4 | 10 |          | 06/01/21 14:15 | 71-43-2   |      |
| Ethylbenzene                         | 431     | ug/L  | 10.0 | 3.3 | 10 |          | 06/01/21 14:15 | 100-41-4  |      |
| Methyl-tert-butyl ether              | <3.2    | ug/L  | 10.0 | 3.2 | 10 |          | 06/01/21 14:15 | 1634-04-4 |      |
| Naphthalene                          | 384     | ug/L  | 10.0 | 5.1 | 10 |          | 06/01/21 14:15 | 91-20-3   |      |
| Toluene                              | 1950    | ug/L  | 10.0 | 1.6 | 10 |          | 06/01/21 14:15 | 108-88-3  |      |
| 1,2,4-Trimethylbenzene               | 297     | ug/L  | 10.0 | 3.4 | 10 |          | 06/01/21 14:15 | 95-63-6   |      |

### REPORT OF LABORATORY ANALYSIS

This report shall not be reproduced, except in full,  
without the written consent of Pace Analytical Services, LLC.

### ANALYTICAL RESULTS

Project: WISUP211 SUPERIOR TERMINAL

Pace Project No.: 40227692

**Sample: MW-30S**      **Lab ID: 40227692008**      Collected: 05/26/21 17:05      Received: 05/28/21 10:30      Matrix: Water

| Parameters                           | Results | Units | LOQ    | LOD | DF | Prepared | Analyzed       | CAS No.     | Qual |
|--------------------------------------|---------|-------|--------|-----|----|----------|----------------|-------------|------|
| <b>WIGRO GCV</b>                     |         |       |        |     |    |          |                |             |      |
| Analytical Method: WI MOD GRO        |         |       |        |     |    |          |                |             |      |
| Pace Analytical Services - Green Bay |         |       |        |     |    |          |                |             |      |
| 1,3,5-Trimethylbenzene               | 89.7    | ug/L  | 10.0   | 3.3 | 10 |          | 06/01/21 14:15 | 108-67-8    |      |
| m&p-Xylene                           | 1060    | ug/L  | 20.0   | 3.2 | 10 |          | 06/01/21 14:15 | 179601-23-1 |      |
| o-Xylene                             | 507     | ug/L  | 10.0   | 1.5 | 10 |          | 06/01/21 14:15 | 95-47-6     |      |
| <b>Surrogates</b>                    |         |       |        |     |    |          |                |             |      |
| a,a,a-Trifluorotoluene (S)           | 105     | %     | 80-120 |     | 10 |          | 06/01/21 14:15 | 98-08-8     |      |

**Sample: MWM-9RD**      **Lab ID: 40227692009**      Collected: 05/27/21 09:50      Received: 05/28/21 10:30      Matrix: Water

| Parameters                           | Results | Units | LOQ    | LOD  | DF | Prepared | Analyzed       | CAS No.     | Qual |
|--------------------------------------|---------|-------|--------|------|----|----------|----------------|-------------|------|
| <b>WIGRO GCV</b>                     |         |       |        |      |    |          |                |             |      |
| Analytical Method: WI MOD GRO        |         |       |        |      |    |          |                |             |      |
| Pace Analytical Services - Green Bay |         |       |        |      |    |          |                |             |      |
| Benzene                              | 2130    | ug/L  | 25.0   | 3.6  | 25 |          | 06/01/21 12:58 | 71-43-2     |      |
| Ethylbenzene                         | 95.3    | ug/L  | 25.0   | 8.2  | 25 |          | 06/01/21 12:58 | 100-41-4    |      |
| Methyl-tert-butyl ether              | 368     | ug/L  | 25.0   | 8.0  | 25 |          | 06/01/21 12:58 | 1634-04-4   |      |
| Naphthalene                          | 50.9    | ug/L  | 25.0   | 12.6 | 25 |          | 06/01/21 12:58 | 91-20-3     |      |
| Toluene                              | 47.1    | ug/L  | 25.0   | 4.1  | 25 |          | 06/01/21 12:58 | 108-88-3    |      |
| 1,2,4-Trimethylbenzene               | 42.2    | ug/L  | 25.0   | 8.6  | 25 |          | 06/01/21 12:58 | 95-63-6     |      |
| 1,3,5-Trimethylbenzene               | 24.8J   | ug/L  | 25.0   | 8.2  | 25 |          | 06/01/21 12:58 | 108-67-8    |      |
| m&p-Xylene                           | 144     | ug/L  | 50.0   | 8.0  | 25 |          | 06/01/21 12:58 | 179601-23-1 |      |
| o-Xylene                             | <3.8    | ug/L  | 25.0   | 3.8  | 25 |          | 06/01/21 12:58 | 95-47-6     |      |
| <b>Surrogates</b>                    |         |       |        |      |    |          |                |             |      |
| a,a,a-Trifluorotoluene (S)           | 99      | %     | 80-120 |      | 25 |          | 06/01/21 12:58 | 98-08-8     |      |

**Sample: MWT-2D**      **Lab ID: 40227692010**      Collected: 05/27/21 13:00      Received: 05/28/21 10:30      Matrix: Water

| Parameters                           | Results | Units | LOQ    | LOD  | DF | Prepared | Analyzed       | CAS No.     | Qual |
|--------------------------------------|---------|-------|--------|------|----|----------|----------------|-------------|------|
| <b>WIGRO GCV</b>                     |         |       |        |      |    |          |                |             |      |
| Analytical Method: WI MOD GRO        |         |       |        |      |    |          |                |             |      |
| Pace Analytical Services - Green Bay |         |       |        |      |    |          |                |             |      |
| Benzene                              | 2610    | ug/L  | 25.0   | 3.6  | 25 |          | 06/01/21 13:24 | 71-43-2     |      |
| Ethylbenzene                         | 239     | ug/L  | 25.0   | 8.2  | 25 |          | 06/01/21 13:24 | 100-41-4    |      |
| Methyl-tert-butyl ether              | 115     | ug/L  | 25.0   | 8.0  | 25 |          | 06/01/21 13:24 | 1634-04-4   |      |
| Naphthalene                          | 111     | ug/L  | 25.0   | 12.6 | 25 |          | 06/01/21 13:24 | 91-20-3     |      |
| Toluene                              | 149     | ug/L  | 25.0   | 4.1  | 25 |          | 06/01/21 13:24 | 108-88-3    |      |
| 1,2,4-Trimethylbenzene               | 84.9    | ug/L  | 25.0   | 8.6  | 25 |          | 06/01/21 13:24 | 95-63-6     |      |
| 1,3,5-Trimethylbenzene               | 40.6    | ug/L  | 25.0   | 8.2  | 25 |          | 06/01/21 13:24 | 108-67-8    |      |
| m&p-Xylene                           | 257     | ug/L  | 50.0   | 8.0  | 25 |          | 06/01/21 13:24 | 179601-23-1 |      |
| o-Xylene                             | 21.3J   | ug/L  | 25.0   | 3.8  | 25 |          | 06/01/21 13:24 | 95-47-6     |      |
| <b>Surrogates</b>                    |         |       |        |      |    |          |                |             |      |
| a,a,a-Trifluorotoluene (S)           | 99      | %     | 80-120 |      | 25 |          | 06/01/21 13:24 | 98-08-8     |      |

### REPORT OF LABORATORY ANALYSIS

This report shall not be reproduced, except in full,  
without the written consent of Pace Analytical Services, LLC.

### ANALYTICAL RESULTS

Project: WISUP211 SUPERIOR TERMINAL  
Pace Project No.: 40227692

**Sample: DUP-2**      **Lab ID: 40227692011**      Collected: 05/27/21 00:00      Received: 05/28/21 10:30      Matrix: Water

| Parameters                           | Results | Units | LOQ    | LOD | DF | Prepared | Analyzed       | CAS No.     | Qual |
|--------------------------------------|---------|-------|--------|-----|----|----------|----------------|-------------|------|
| <b>WIGRO GCV</b>                     |         |       |        |     |    |          |                |             |      |
| Analytical Method: WI MOD GRO        |         |       |        |     |    |          |                |             |      |
| Pace Analytical Services - Green Bay |         |       |        |     |    |          |                |             |      |
| Benzene                              | 2720    | ug/L  | 10.0   | 1.4 | 10 |          | 06/01/21 14:41 | 71-43-2     |      |
| Ethylbenzene                         | 246     | ug/L  | 10.0   | 3.3 | 10 |          | 06/01/21 14:41 | 100-41-4    |      |
| Methyl-tert-butyl ether              | 123     | ug/L  | 10.0   | 3.2 | 10 |          | 06/01/21 14:41 | 1634-04-4   |      |
| Naphthalene                          | 115     | ug/L  | 10.0   | 5.1 | 10 |          | 06/01/21 14:41 | 91-20-3     |      |
| Toluene                              | 148     | ug/L  | 10.0   | 1.6 | 10 |          | 06/01/21 14:41 | 108-88-3    |      |
| 1,2,4-Trimethylbenzene               | 89.5    | ug/L  | 10.0   | 3.4 | 10 |          | 06/01/21 14:41 | 95-63-6     |      |
| 1,3,5-Trimethylbenzene               | 42.6    | ug/L  | 10.0   | 3.3 | 10 |          | 06/01/21 14:41 | 108-67-8    |      |
| m&p-Xylene                           | 258     | ug/L  | 20.0   | 3.2 | 10 |          | 06/01/21 14:41 | 179601-23-1 |      |
| o-Xylene                             | 22.5    | ug/L  | 10.0   | 1.5 | 10 |          | 06/01/21 14:41 | 95-47-6     |      |
| <b>Surrogates</b>                    |         |       |        |     |    |          |                |             |      |
| a,a,a-Trifluorotoluene (S)           | 103     | %     | 80-120 |     | 10 |          | 06/01/21 14:41 | 98-08-8     |      |

**Sample: TRIP BLANK**      **Lab ID: 40227692012**      Collected: 05/27/21 00:00      Received: 05/28/21 10:30      Matrix: Water

| Parameters                           | Results | Units | LOQ    | LOD  | DF | Prepared | Analyzed       | CAS No.     | Qual |
|--------------------------------------|---------|-------|--------|------|----|----------|----------------|-------------|------|
| <b>WIGRO GCV</b>                     |         |       |        |      |    |          |                |             |      |
| Analytical Method: WI MOD GRO        |         |       |        |      |    |          |                |             |      |
| Pace Analytical Services - Green Bay |         |       |        |      |    |          |                |             |      |
| Benzene                              | <0.14   | ug/L  | 1.0    | 0.14 | 1  |          | 06/01/21 20:39 | 71-43-2     |      |
| Ethylbenzene                         | <0.33   | ug/L  | 1.0    | 0.33 | 1  |          | 06/01/21 20:39 | 100-41-4    |      |
| Methyl-tert-butyl ether              | <0.32   | ug/L  | 1.0    | 0.32 | 1  |          | 06/01/21 20:39 | 1634-04-4   |      |
| Naphthalene                          | <0.51   | ug/L  | 1.0    | 0.51 | 1  |          | 06/01/21 20:39 | 91-20-3     |      |
| Toluene                              | <0.16   | ug/L  | 1.0    | 0.16 | 1  |          | 06/01/21 20:39 | 108-88-3    |      |
| 1,2,4-Trimethylbenzene               | <0.34   | ug/L  | 1.0    | 0.34 | 1  |          | 06/01/21 20:39 | 95-63-6     |      |
| 1,3,5-Trimethylbenzene               | <0.33   | ug/L  | 1.0    | 0.33 | 1  |          | 06/01/21 20:39 | 108-67-8    |      |
| m&p-Xylene                           | <0.32   | ug/L  | 2.0    | 0.32 | 1  |          | 06/01/21 20:39 | 179601-23-1 |      |
| o-Xylene                             | <0.15   | ug/L  | 1.0    | 0.15 | 1  |          | 06/01/21 20:39 | 95-47-6     |      |
| <b>Surrogates</b>                    |         |       |        |      |    |          |                |             |      |
| a,a,a-Trifluorotoluene (S)           | 100     | %     | 80-120 |      | 1  |          | 06/01/21 20:39 | 98-08-8     |      |

**Sample: MW-46D**      **Lab ID: 40227692013**      Collected: 05/25/21 12:50      Received: 05/28/21 10:30      Matrix: Water

| Parameters                           | Results | Units | LOQ | LOD  | DF | Prepared | Analyzed       | CAS No.   | Qual |
|--------------------------------------|---------|-------|-----|------|----|----------|----------------|-----------|------|
| <b>WIGRO GCV</b>                     |         |       |     |      |    |          |                |           |      |
| Analytical Method: WI MOD GRO        |         |       |     |      |    |          |                |           |      |
| Pace Analytical Services - Green Bay |         |       |     |      |    |          |                |           |      |
| Benzene                              | <0.14   | ug/L  | 1.0 | 0.14 | 1  |          | 06/01/21 19:22 | 71-43-2   |      |
| Ethylbenzene                         | <0.33   | ug/L  | 1.0 | 0.33 | 1  |          | 06/01/21 19:22 | 100-41-4  |      |
| Methyl-tert-butyl ether              | <0.32   | ug/L  | 1.0 | 0.32 | 1  |          | 06/01/21 19:22 | 1634-04-4 |      |
| Naphthalene                          | <0.51   | ug/L  | 1.0 | 0.51 | 1  |          | 06/01/21 19:22 | 91-20-3   |      |
| Toluene                              | <0.16   | ug/L  | 1.0 | 0.16 | 1  |          | 06/01/21 19:22 | 108-88-3  |      |
| 1,2,4-Trimethylbenzene               | <0.34   | ug/L  | 1.0 | 0.34 | 1  |          | 06/01/21 19:22 | 95-63-6   |      |

### REPORT OF LABORATORY ANALYSIS

This report shall not be reproduced, except in full,  
without the written consent of Pace Analytical Services, LLC.

### ANALYTICAL RESULTS

Project: WISUP211 SUPERIOR TERMINAL

Pace Project No.: 40227692

**Sample: MW-46D**      **Lab ID: 40227692013**      Collected: 05/25/21 12:50      Received: 05/28/21 10:30      Matrix: Water

| Parameters                           | Results | Units | LOQ    | LOD  | DF | Prepared | Analyzed       | CAS No.     | Qual |
|--------------------------------------|---------|-------|--------|------|----|----------|----------------|-------------|------|
| <b>WIGRO GCV</b>                     |         |       |        |      |    |          |                |             |      |
| Analytical Method: WI MOD GRO        |         |       |        |      |    |          |                |             |      |
| Pace Analytical Services - Green Bay |         |       |        |      |    |          |                |             |      |
| 1,3,5-Trimethylbenzene               | <0.33   | ug/L  | 1.0    | 0.33 | 1  |          | 06/01/21 19:22 | 108-67-8    |      |
| m&p-Xylene                           | 1.3J    | ug/L  | 2.0    | 0.32 | 1  |          | 06/01/21 19:22 | 179601-23-1 |      |
| o-Xylene                             | <0.15   | ug/L  | 1.0    | 0.15 | 1  |          | 06/01/21 19:22 | 95-47-6     |      |
| <b>Surrogates</b>                    |         |       |        |      |    |          |                |             |      |
| a,a,a-Trifluorotoluene (S)           | 100     | %     | 80-120 |      | 1  |          | 06/01/21 19:22 | 98-08-8     |      |

**Sample: MW-40D**      **Lab ID: 40227692014**      Collected: 05/25/21 15:40      Received: 05/28/21 10:30      Matrix: Water

| Parameters                           | Results | Units | LOQ    | LOD  | DF | Prepared | Analyzed       | CAS No.     | Qual |
|--------------------------------------|---------|-------|--------|------|----|----------|----------------|-------------|------|
| <b>WIGRO GCV</b>                     |         |       |        |      |    |          |                |             |      |
| Analytical Method: WI MOD GRO        |         |       |        |      |    |          |                |             |      |
| Pace Analytical Services - Green Bay |         |       |        |      |    |          |                |             |      |
| Benzene                              | <0.14   | ug/L  | 1.0    | 0.14 | 1  |          | 06/01/21 19:48 | 71-43-2     |      |
| Ethylbenzene                         | <0.33   | ug/L  | 1.0    | 0.33 | 1  |          | 06/01/21 19:48 | 100-41-4    |      |
| Methyl-tert-butyl ether              | <0.32   | ug/L  | 1.0    | 0.32 | 1  |          | 06/01/21 19:48 | 1634-04-4   |      |
| Naphthalene                          | <0.51   | ug/L  | 1.0    | 0.51 | 1  |          | 06/01/21 19:48 | 91-20-3     |      |
| Toluene                              | <0.16   | ug/L  | 1.0    | 0.16 | 1  |          | 06/01/21 19:48 | 108-88-3    |      |
| 1,2,4-Trimethylbenzene               | <0.34   | ug/L  | 1.0    | 0.34 | 1  |          | 06/01/21 19:48 | 95-63-6     |      |
| 1,3,5-Trimethylbenzene               | <0.33   | ug/L  | 1.0    | 0.33 | 1  |          | 06/01/21 19:48 | 108-67-8    |      |
| m&p-Xylene                           | <0.32   | ug/L  | 2.0    | 0.32 | 1  |          | 06/01/21 19:48 | 179601-23-1 |      |
| o-Xylene                             | <0.15   | ug/L  | 1.0    | 0.15 | 1  |          | 06/01/21 19:48 | 95-47-6     |      |
| <b>Surrogates</b>                    |         |       |        |      |    |          |                |             |      |
| a,a,a-Trifluorotoluene (S)           | 100     | %     | 80-120 |      | 1  |          | 06/01/21 19:48 | 98-08-8     |      |

**Sample: MW-41D**      **Lab ID: 40227692015**      Collected: 05/26/21 12:25      Received: 05/28/21 10:30      Matrix: Water

| Parameters                           | Results | Units | LOQ    | LOD  | DF | Prepared | Analyzed       | CAS No.     | Qual |
|--------------------------------------|---------|-------|--------|------|----|----------|----------------|-------------|------|
| <b>WIGRO GCV</b>                     |         |       |        |      |    |          |                |             |      |
| Analytical Method: WI MOD GRO        |         |       |        |      |    |          |                |             |      |
| Pace Analytical Services - Green Bay |         |       |        |      |    |          |                |             |      |
| Benzene                              | 11.2    | ug/L  | 1.0    | 0.14 | 1  |          | 06/01/21 20:13 | 71-43-2     |      |
| Ethylbenzene                         | <0.33   | ug/L  | 1.0    | 0.33 | 1  |          | 06/01/21 20:13 | 100-41-4    |      |
| Methyl-tert-butyl ether              | <0.32   | ug/L  | 1.0    | 0.32 | 1  |          | 06/01/21 20:13 | 1634-04-4   |      |
| Naphthalene                          | <0.51   | ug/L  | 1.0    | 0.51 | 1  |          | 06/01/21 20:13 | 91-20-3     |      |
| Toluene                              | <0.16   | ug/L  | 1.0    | 0.16 | 1  |          | 06/01/21 20:13 | 108-88-3    |      |
| 1,2,4-Trimethylbenzene               | <0.34   | ug/L  | 1.0    | 0.34 | 1  |          | 06/01/21 20:13 | 95-63-6     |      |
| 1,3,5-Trimethylbenzene               | <0.33   | ug/L  | 1.0    | 0.33 | 1  |          | 06/01/21 20:13 | 108-67-8    |      |
| m&p-Xylene                           | <0.32   | ug/L  | 2.0    | 0.32 | 1  |          | 06/01/21 20:13 | 179601-23-1 |      |
| o-Xylene                             | <0.15   | ug/L  | 1.0    | 0.15 | 1  |          | 06/01/21 20:13 | 95-47-6     |      |
| <b>Surrogates</b>                    |         |       |        |      |    |          |                |             |      |
| a,a,a-Trifluorotoluene (S)           | 99      | %     | 80-120 |      | 1  |          | 06/01/21 20:13 | 98-08-8     |      |

### REPORT OF LABORATORY ANALYSIS

This report shall not be reproduced, except in full,  
without the written consent of Pace Analytical Services, LLC.

### ANALYTICAL RESULTS

Project: WISUP211 SUPERIOR TERMINAL  
Pace Project No.: 40227692

**Sample: MW-37DD**      **Lab ID: 40227692016**      Collected: 05/26/21 10:15      Received: 05/28/21 10:30      Matrix: Water

| Parameters                           | Results | Units | LOQ    | LOD  | DF | Prepared | Analyzed       | CAS No.     | Qual |
|--------------------------------------|---------|-------|--------|------|----|----------|----------------|-------------|------|
| <b>WIGRO GCV</b>                     |         |       |        |      |    |          |                |             |      |
| Analytical Method: WI MOD GRO        |         |       |        |      |    |          |                |             |      |
| Pace Analytical Services - Green Bay |         |       |        |      |    |          |                |             |      |
| Benzene                              | 987     | ug/L  | 5.0    | 0.72 | 5  |          | 06/01/21 15:32 | 71-43-2     |      |
| Ethylbenzene                         | <1.6    | ug/L  | 5.0    | 1.6  | 5  |          | 06/01/21 15:32 | 100-41-4    |      |
| Methyl-tert-butyl ether              | <1.6    | ug/L  | 5.0    | 1.6  | 5  |          | 06/01/21 15:32 | 1634-04-4   |      |
| Naphthalene                          | <2.5    | ug/L  | 5.0    | 2.5  | 5  |          | 06/01/21 15:32 | 91-20-3     |      |
| Toluene                              | <0.82   | ug/L  | 5.0    | 0.82 | 5  |          | 06/01/21 15:32 | 108-88-3    |      |
| 1,2,4-Trimethylbenzene               | <1.7    | ug/L  | 5.0    | 1.7  | 5  |          | 06/01/21 15:32 | 95-63-6     |      |
| 1,3,5-Trimethylbenzene               | <1.6    | ug/L  | 5.0    | 1.6  | 5  |          | 06/01/21 15:32 | 108-67-8    |      |
| m&p-Xylene                           | <1.6    | ug/L  | 10.0   | 1.6  | 5  |          | 06/01/21 15:32 | 179601-23-1 |      |
| o-Xylene                             | <0.75   | ug/L  | 5.0    | 0.75 | 5  |          | 06/01/21 15:32 | 95-47-6     |      |
| <b>Surrogates</b>                    |         |       |        |      |    |          |                |             |      |
| a,a,a-Trifluorotoluene (S)           | 96      | %     | 80-120 |      | 5  |          | 06/01/21 15:32 | 98-08-8     |      |

**Sample: MW-36D**      **Lab ID: 40227692017**      Collected: 05/26/21 15:20      Received: 05/28/21 10:30      Matrix: Water

| Parameters                           | Results | Units | LOQ    | LOD | DF | Prepared | Analyzed       | CAS No.     | Qual |
|--------------------------------------|---------|-------|--------|-----|----|----------|----------------|-------------|------|
| <b>WIGRO GCV</b>                     |         |       |        |     |    |          |                |             |      |
| Analytical Method: WI MOD GRO        |         |       |        |     |    |          |                |             |      |
| Pace Analytical Services - Green Bay |         |       |        |     |    |          |                |             |      |
| Benzene                              | 1600    | ug/L  | 10.0   | 1.4 | 10 |          | 06/03/21 12:23 | 71-43-2     |      |
| Ethylbenzene                         | 8.8J    | ug/L  | 10.0   | 3.3 | 10 |          | 06/03/21 12:23 | 100-41-4    |      |
| Methyl-tert-butyl ether              | 7.4J    | ug/L  | 10.0   | 3.2 | 10 |          | 06/03/21 12:23 | 1634-04-4   |      |
| Naphthalene                          | <5.1    | ug/L  | 10.0   | 5.1 | 10 |          | 06/03/21 12:23 | 91-20-3     |      |
| Toluene                              | 20.5    | ug/L  | 10.0   | 1.6 | 10 |          | 06/03/21 12:23 | 108-88-3    |      |
| 1,2,4-Trimethylbenzene               | <3.4    | ug/L  | 10.0   | 3.4 | 10 |          | 06/03/21 12:23 | 95-63-6     |      |
| 1,3,5-Trimethylbenzene               | <3.3    | ug/L  | 10.0   | 3.3 | 10 |          | 06/03/21 12:23 | 108-67-8    |      |
| m&p-Xylene                           | 4.6J    | ug/L  | 20.0   | 3.2 | 10 |          | 06/03/21 12:23 | 179601-23-1 |      |
| o-Xylene                             | <1.5    | ug/L  | 10.0   | 1.5 | 10 |          | 06/03/21 12:23 | 95-47-6     |      |
| <b>Surrogates</b>                    |         |       |        |     |    |          |                |             |      |
| a,a,a-Trifluorotoluene (S)           | 99      | %     | 80-120 |     | 10 |          | 06/03/21 12:23 | 98-08-8     |      |

**Sample: MW-30D**      **Lab ID: 40227692018**      Collected: 05/26/21 16:45      Received: 05/28/21 10:30      Matrix: Water

| Parameters                           | Results | Units | LOQ  | LOD  | DF | Prepared | Analyzed       | CAS No.   | Qual |
|--------------------------------------|---------|-------|------|------|----|----------|----------------|-----------|------|
| <b>WIGRO GCV</b>                     |         |       |      |      |    |          |                |           |      |
| Analytical Method: WI MOD GRO        |         |       |      |      |    |          |                |           |      |
| Pace Analytical Services - Green Bay |         |       |      |      |    |          |                |           |      |
| Benzene                              | 1890    | ug/L  | 20.0 | 2.9  | 20 |          | 06/03/21 11:32 | 71-43-2   |      |
| Ethylbenzene                         | 68.5    | ug/L  | 20.0 | 6.6  | 20 |          | 06/03/21 11:32 | 100-41-4  |      |
| Methyl-tert-butyl ether              | 8.2J    | ug/L  | 20.0 | 6.4  | 20 |          | 06/03/21 11:32 | 1634-04-4 |      |
| Naphthalene                          | 196     | ug/L  | 20.0 | 10.1 | 20 |          | 06/03/21 11:32 | 91-20-3   |      |
| Toluene                              | 63.7    | ug/L  | 20.0 | 3.3  | 20 |          | 06/03/21 11:32 | 108-88-3  |      |
| 1,2,4-Trimethylbenzene               | 7.9J    | ug/L  | 20.0 | 6.8  | 20 |          | 06/03/21 11:32 | 95-63-6   |      |

### REPORT OF LABORATORY ANALYSIS

This report shall not be reproduced, except in full,  
without the written consent of Pace Analytical Services, LLC.

### ANALYTICAL RESULTS

Project: WISUP211 SUPERIOR TERMINAL  
Pace Project No.: 40227692

| Sample: MW-30D      Lab ID: 40227692018      Collected: 05/26/21 16:45      Received: 05/28/21 10:30      Matrix: Water |         |       |        |     |    |          |                |             |      |
|---|---------|-------|--------|-----|----|----------|----------------|-------------|------|
| Parameters  | Results | Units | LOQ    | LOD | DF | Prepared | Analyzed       | CAS No.     | Qual |
| <b>WIGRO GCV</b>  |         |       |        |     |    |          |                |             |      |
| Analytical Method: WI MOD GRO<br>Pace Analytical Services - Green Bay   |         |       |        |     |    |          |                |             |      |
| 1,3,5-Trimethylbenzene  | <6.6    | ug/L  | 20.0   | 6.6 | 20 |          | 06/03/21 11:32 | 108-67-8    |      |
| m&p-Xylene  | 56.7    | ug/L  | 40.0   | 6.4 | 20 |          | 06/03/21 11:32 | 179601-23-1 |      |
| o-Xylene  | 4.8J    | ug/L  | 20.0   | 3.0 | 20 |          | 06/03/21 11:32 | 95-47-6     |      |
| <b>Surrogates</b>   |         |       |        |     |    |          |                |             |      |
| a,a,a-Trifluorotoluene (S)  | 101     | %     | 80-120 |     | 20 |          | 06/03/21 11:32 | 98-08-8     |      |

| Sample: MW-37D      Lab ID: 40227692019      Collected: 05/27/21 09:00      Received: 05/28/21 10:30      Matrix: Water |         |       |        |      |    |          |                |             |      |
|---|---------|-------|--------|------|----|----------|----------------|-------------|------|
| Parameters  | Results | Units | LOQ    | LOD  | DF | Prepared | Analyzed       | CAS No.     | Qual |
| <b>WIGRO GCV</b>  |         |       |        |      |    |          |                |             |      |
| Analytical Method: WI MOD GRO<br>Pace Analytical Services - Green Bay   |         |       |        |      |    |          |                |             |      |
| Benzene   | 2200    | ug/L  | 25.0   | 3.6  | 25 |          | 06/03/21 11:06 | 71-43-2     |      |
| Ethylbenzene  | 24.7J   | ug/L  | 25.0   | 8.2  | 25 |          | 06/03/21 11:06 | 100-41-4    |      |
| Methyl-tert-butyl ether   | <8.0    | ug/L  | 25.0   | 8.0  | 25 |          | 06/03/21 11:06 | 1634-04-4   |      |
| Naphthalene   | <12.6   | ug/L  | 25.0   | 12.6 | 25 |          | 06/03/21 11:06 | 91-20-3     |      |
| Toluene   | 68.0    | ug/L  | 25.0   | 4.1  | 25 |          | 06/03/21 11:06 | 108-88-3    |      |
| 1,2,4-Trimethylbenzene  | <8.6    | ug/L  | 25.0   | 8.6  | 25 |          | 06/03/21 11:06 | 95-63-6     |      |
| 1,3,5-Trimethylbenzene  | <8.2    | ug/L  | 25.0   | 8.2  | 25 |          | 06/03/21 11:06 | 108-67-8    |      |
| m&p-Xylene  | 40.1J   | ug/L  | 50.0   | 8.0  | 25 |          | 06/03/21 11:06 | 179601-23-1 |      |
| o-Xylene  | <3.8    | ug/L  | 25.0   | 3.8  | 25 |          | 06/03/21 11:06 | 95-47-6     |      |
| <b>Surrogates</b>   |         |       |        |      |    |          |                |             |      |
| a,a,a-Trifluorotoluene (S)  | 99      | %     | 80-120 |      | 25 |          | 06/03/21 11:06 | 98-08-8     |      |

| Sample: MWM-7D      Lab ID: 40227692020      Collected: 05/27/21 11:05      Received: 05/28/21 10:30      Matrix: Water |         |       |        |      |    |          |                |             |      |
|---|---------|-------|--------|------|----|----------|----------------|-------------|------|
| Parameters  | Results | Units | LOQ    | LOD  | DF | Prepared | Analyzed       | CAS No.     | Qual |
| <b>WIGRO GCV</b>  |         |       |        |      |    |          |                |             |      |
| Analytical Method: WI MOD GRO<br>Pace Analytical Services - Green Bay   |         |       |        |      |    |          |                |             |      |
| Benzene   | 2710    | ug/L  | 20.0   | 2.9  | 20 |          | 06/03/21 11:57 | 71-43-2     |      |
| Ethylbenzene  | 67.8    | ug/L  | 20.0   | 6.6  | 20 |          | 06/03/21 11:57 | 100-41-4    |      |
| Methyl-tert-butyl ether   | <6.4    | ug/L  | 20.0   | 6.4  | 20 |          | 06/03/21 11:57 | 1634-04-4   |      |
| Naphthalene   | <10.1   | ug/L  | 20.0   | 10.1 | 20 |          | 06/03/21 11:57 | 91-20-3     |      |
| Toluene   | 59.5    | ug/L  | 20.0   | 3.3  | 20 |          | 06/03/21 11:57 | 108-88-3    |      |
| 1,2,4-Trimethylbenzene  | 9.6J    | ug/L  | 20.0   | 6.8  | 20 |          | 06/03/21 11:57 | 95-63-6     |      |
| 1,3,5-Trimethylbenzene  | <6.6    | ug/L  | 20.0   | 6.6  | 20 |          | 06/03/21 11:57 | 108-67-8    |      |
| m&p-Xylene  | 67.2    | ug/L  | 40.0   | 6.4  | 20 |          | 06/03/21 11:57 | 179601-23-1 |      |
| o-Xylene  | <3.0    | ug/L  | 20.0   | 3.0  | 20 |          | 06/03/21 11:57 | 95-47-6     |      |
| <b>Surrogates</b>   |         |       |        |      |    |          |                |             |      |
| a,a,a-Trifluorotoluene (S)  | 100     | %     | 80-120 |      | 20 |          | 06/03/21 11:57 | 98-08-8     |      |

### REPORT OF LABORATORY ANALYSIS

This report shall not be reproduced, except in full,  
without the written consent of Pace Analytical Services, LLC.

### ANALYTICAL RESULTS

Project: WISUP211 SUPERIOR TERMINAL  
Pace Project No.: 40227692

**Sample: DUP-1**      **Lab ID: 40227692021**      Collected: 05/27/21 00:00      Received: 05/28/21 10:30      Matrix: Water

| Parameters                           | Results | Units | LOQ    | LOD | DF | Prepared | Analyzed       | CAS No.     | Qual |
|--------------------------------------|---------|-------|--------|-----|----|----------|----------------|-------------|------|
| <b>WIGRO GCV</b>                     |         |       |        |     |    |          |                |             |      |
| Analytical Method: WI MOD GRO        |         |       |        |     |    |          |                |             |      |
| Pace Analytical Services - Green Bay |         |       |        |     |    |          |                |             |      |
| Benzene                              | 2460    | ug/L  | 10.0   | 1.4 | 10 |          | 06/03/21 12:49 | 71-43-2     |      |
| Ethylbenzene                         | 28.5    | ug/L  | 10.0   | 3.3 | 10 |          | 06/03/21 12:49 | 100-41-4    |      |
| Methyl-tert-butyl ether              | <3.2    | ug/L  | 10.0   | 3.2 | 10 |          | 06/03/21 12:49 | 1634-04-4   |      |
| Naphthalene                          | <5.1    | ug/L  | 10.0   | 5.1 | 10 |          | 06/03/21 12:49 | 91-20-3     |      |
| Toluene                              | 74.1    | ug/L  | 10.0   | 1.6 | 10 |          | 06/03/21 12:49 | 108-88-3    |      |
| 1,2,4-Trimethylbenzene               | <3.4    | ug/L  | 10.0   | 3.4 | 10 |          | 06/03/21 12:49 | 95-63-6     |      |
| 1,3,5-Trimethylbenzene               | <3.3    | ug/L  | 10.0   | 3.3 | 10 |          | 06/03/21 12:49 | 108-67-8    |      |
| m&p-Xylene                           | 44.7    | ug/L  | 20.0   | 3.2 | 10 |          | 06/03/21 12:49 | 179601-23-1 |      |
| o-Xylene                             | 4.3J    | ug/L  | 10.0   | 1.5 | 10 |          | 06/03/21 12:49 | 95-47-6     |      |
| <b>Surrogates</b>                    |         |       |        |     |    |          |                |             |      |
| a,a,a-Trifluorotoluene (S)           | 100     | %     | 80-120 |     | 10 |          | 06/03/21 12:49 | 98-08-8     |      |

**Sample: TRIP BLANK**      **Lab ID: 40227692022**      Collected: 05/27/21 00:00      Received: 05/28/21 10:30      Matrix: Water

| Parameters                           | Results | Units | LOQ    | LOD  | DF | Prepared | Analyzed       | CAS No.     | Qual |
|--------------------------------------|---------|-------|--------|------|----|----------|----------------|-------------|------|
| <b>WIGRO GCV</b>                     |         |       |        |      |    |          |                |             |      |
| Analytical Method: WI MOD GRO        |         |       |        |      |    |          |                |             |      |
| Pace Analytical Services - Green Bay |         |       |        |      |    |          |                |             |      |
| Benzene                              | <0.14   | ug/L  | 1.0    | 0.14 | 1  |          | 06/03/21 10:41 | 71-43-2     |      |
| Ethylbenzene                         | <0.33   | ug/L  | 1.0    | 0.33 | 1  |          | 06/03/21 10:41 | 100-41-4    |      |
| Methyl-tert-butyl ether              | <0.32   | ug/L  | 1.0    | 0.32 | 1  |          | 06/03/21 10:41 | 1634-04-4   |      |
| Naphthalene                          | <0.51   | ug/L  | 1.0    | 0.51 | 1  |          | 06/03/21 10:41 | 91-20-3     |      |
| Toluene                              | <0.16   | ug/L  | 1.0    | 0.16 | 1  |          | 06/03/21 10:41 | 108-88-3    |      |
| 1,2,4-Trimethylbenzene               | <0.34   | ug/L  | 1.0    | 0.34 | 1  |          | 06/03/21 10:41 | 95-63-6     |      |
| 1,3,5-Trimethylbenzene               | <0.33   | ug/L  | 1.0    | 0.33 | 1  |          | 06/03/21 10:41 | 108-67-8    |      |
| m&p-Xylene                           | <0.32   | ug/L  | 2.0    | 0.32 | 1  |          | 06/03/21 10:41 | 179601-23-1 |      |
| o-Xylene                             | <0.15   | ug/L  | 1.0    | 0.15 | 1  |          | 06/03/21 10:41 | 95-47-6     |      |
| <b>Surrogates</b>                    |         |       |        |      |    |          |                |             |      |
| a,a,a-Trifluorotoluene (S)           | 99      | %     | 80-120 |      | 1  |          | 06/03/21 10:41 | 98-08-8     |      |

### REPORT OF LABORATORY ANALYSIS

This report shall not be reproduced, except in full,  
without the written consent of Pace Analytical Services, LLC.



### QUALITY CONTROL DATA

Project: WISUP211 SUPERIOR TERMINAL  
Pace Project No.: 40227692

|                  |            |                       |                                      |
|------------------|------------|-----------------------|--------------------------------------|
| QC Batch:        | 386762     | Analysis Method:      | WI MOD GRO                           |
| QC Batch Method: | WI MOD GRO | Analysis Description: | WIGRO GCV Water                      |
|                  |            | Laboratory:           | Pace Analytical Services - Green Bay |

Associated Lab Samples: 40227692001, 40227692002, 40227692003, 40227692004, 40227692005, 40227692006, 40227692007, 40227692008, 40227692009, 40227692010, 40227692011, 40227692012, 40227692013, 40227692014, 40227692015, 40227692016

METHOD BLANK: 2231736 Matrix: Water  
Associated Lab Samples: 40227692001, 40227692002, 40227692003, 40227692004, 40227692005, 40227692006, 40227692007, 40227692008, 40227692009, 40227692010, 40227692011, 40227692012, 40227692013, 40227692014, 40227692015, 40227692016

| Parameter                  | Units | Blank Result | Reporting Limit | Analyzed       | Qualifiers |
|----------------------------|-------|--------------|-----------------|----------------|------------|
| 1,2,4-Trimethylbenzene     | ug/L  | <0.34        | 1.0             | 06/01/21 10:50 |            |
| 1,3,5-Trimethylbenzene     | ug/L  | <0.33        | 1.0             | 06/01/21 10:50 |            |
| Benzene                    | ug/L  | <0.14        | 1.0             | 06/01/21 10:50 |            |
| Ethylbenzene               | ug/L  | <0.33        | 1.0             | 06/01/21 10:50 |            |
| m&p-Xylene                 | ug/L  | <0.32        | 2.0             | 06/01/21 10:50 |            |
| Methyl-tert-butyl ether    | ug/L  | <0.32        | 1.0             | 06/01/21 10:50 |            |
| Naphthalene                | ug/L  | <0.51        | 1.0             | 06/01/21 10:50 |            |
| o-Xylene                   | ug/L  | <0.15        | 1.0             | 06/01/21 10:50 |            |
| Toluene                    | ug/L  | <0.16        | 1.0             | 06/01/21 10:50 |            |
| a,a,a-Trifluorotoluene (S) | %     | 99           | 80-120          | 06/01/21 10:50 |            |

| Parameter                  | Units | 2231737     |            | 2231738     |           | % Rec Limits | RPD    | Max RPD | Qualifiers |
|----------------------------|-------|-------------|------------|-------------|-----------|--------------|--------|---------|------------|
|                            |       | Spike Conc. | LCS Result | LCSD Result | LCS % Rec |              |        |         |            |
| 1,2,4-Trimethylbenzene     | ug/L  | 20          | 19.1       | 18.8        | 95        | 94           | 80-120 | 2       | 20         |
| 1,3,5-Trimethylbenzene     | ug/L  | 20          | 20.3       | 20.1        | 101       | 101          | 80-120 | 1       | 20         |
| Benzene                    | ug/L  | 20          | 20.6       | 20.5        | 103       | 103          | 80-120 | 1       | 20         |
| Ethylbenzene               | ug/L  | 20          | 20.6       | 20.3        | 103       | 101          | 80-120 | 2       | 20         |
| m&p-Xylene                 | ug/L  | 40          | 40.4       | 39.8        | 101       | 99           | 80-120 | 2       | 20         |
| Methyl-tert-butyl ether    | ug/L  | 20          | 21.6       | 21.5        | 108       | 108          | 80-120 | 1       | 20         |
| Naphthalene                | ug/L  | 20          | 20.6       | 21.0        | 103       | 105          | 80-120 | 2       | 20         |
| o-Xylene                   | ug/L  | 20          | 20.6       | 20.3        | 103       | 102          | 80-120 | 1       | 20         |
| Toluene                    | ug/L  | 20          | 20.7       | 20.3        | 103       | 101          | 80-120 | 2       | 20         |
| a,a,a-Trifluorotoluene (S) | %     |             |            |             | 101       | 100          | 80-120 |         |            |

| Parameter              | Units | 2231928            |                | 2231929         |           | MS % Rec | MSD % Rec | % Rec Limits | RPD    | Max RPD | Qual |
|------------------------|-------|--------------------|----------------|-----------------|-----------|----------|-----------|--------------|--------|---------|------|
|                        |       | 40227296001 Result | MS Spike Conc. | MSD Spike Conc. | MS Result |          |           |              |        |         |      |
| 1,2,4-Trimethylbenzene | ug/L  | <0.34              | 20             | 20              | 20.0      | 20.6     | 100       | 103          | 49-130 | 3       | 20   |
| 1,3,5-Trimethylbenzene | ug/L  | <0.33              | 20             | 20              | 20.4      | 21.0     | 102       | 105          | 42-139 | 3       | 20   |
| Benzene                | ug/L  | <0.14              | 20             | 20              | 21.4      | 21.6     | 107       | 108          | 78-130 | 0       | 20   |
| Ethylbenzene           | ug/L  | <0.33              | 20             | 20              | 21.5      | 21.8     | 108       | 109          | 81-127 | 1       | 20   |
| m&p-Xylene             | ug/L  | <0.32              | 40             | 40              | 42.5      | 43.2     | 106       | 108          | 73-130 | 2       | 20   |

Results presented on this page are in the units indicated by the "Units" column except where an alternate unit is presented to the right of the result.

### REPORT OF LABORATORY ANALYSIS

This report shall not be reproduced, except in full,  
without the written consent of Pace Analytical Services, LLC.

### QUALITY CONTROL DATA

Project: WISUP211 SUPERIOR TERMINAL

Pace Project No.: 40227692

| Parameter                  | Units | 2231928               |                      | 2231929               |              | MS<br>Result | MSD<br>Result | MS<br>% Rec | MSD<br>% Rec | % Rec<br>Limits | Max<br>RPD | Qual |
|----------------------------|-------|-----------------------|----------------------|-----------------------|--------------|--------------|---------------|-------------|--------------|-----------------|------------|------|
|                            |       | 40227296001<br>Result | MS<br>Spike<br>Conc. | MSD<br>Spike<br>Conc. | MS<br>Result |              |               |             |              |                 |            |      |
| Methyl-tert-butyl ether    | ug/L  | <0.32                 | 20                   | 20                    | 20.8         | 21.1         | 104           | 105         | 76-118       | 1               | 20         |      |
| Naphthalene                | ug/L  | <0.51                 | 20                   | 20                    | 20.1         | 20.3         | 100           | 102         | 76-117       | 1               | 20         |      |
| o-Xylene                   | ug/L  | <0.15                 | 20                   | 20                    | 21.0         | 21.3         | 105           | 107         | 75-127       | 1               | 20         |      |
| Toluene                    | ug/L  | <0.16                 | 20                   | 20                    | 21.4         | 21.6         | 107           | 108         | 78-129       | 1               | 20         |      |
| a,a,a-Trifluorotoluene (S) | %     |                       |                      |                       |              |              | 100           | 100         | 80-120       |                 |            |      |

Results presented on this page are in the units indicated by the "Units" column except where an alternate unit is presented to the right of the result.

### REPORT OF LABORATORY ANALYSIS

This report shall not be reproduced, except in full,  
without the written consent of Pace Analytical Services, LLC.

### QUALITY CONTROL DATA

Project: WISUP211 SUPERIOR TERMINAL  
Pace Project No.: 40227692

QC Batch: 387030 Analysis Method: WI MOD GRO  
QC Batch Method: WI MOD GRO Analysis Description: WIGRO GCV Water  
Laboratory: Pace Analytical Services - Green Bay

Associated Lab Samples: 40227692017, 40227692018, 40227692019, 40227692020, 40227692021, 40227692022

METHOD BLANK: 2232609 Matrix: Water  
Associated Lab Samples: 40227692017, 40227692018, 40227692019, 40227692020, 40227692021, 40227692022

| Parameter                  | Units | Blank Result | Reporting Limit | Analyzed       | Qualifiers |
|----------------------------|-------|--------------|-----------------|----------------|------------|
| 1,2,4-Trimethylbenzene     | ug/L  | <0.34        | 1.0             | 06/03/21 09:23 |            |
| 1,3,5-Trimethylbenzene     | ug/L  | <0.33        | 1.0             | 06/03/21 09:23 |            |
| Benzene                    | ug/L  | <0.14        | 1.0             | 06/03/21 09:23 |            |
| Ethylbenzene               | ug/L  | <0.33        | 1.0             | 06/03/21 09:23 |            |
| m&p-Xylene                 | ug/L  | <0.32        | 2.0             | 06/03/21 09:23 |            |
| Methyl-tert-butyl ether    | ug/L  | <0.32        | 1.0             | 06/03/21 09:23 |            |
| Naphthalene                | ug/L  | <0.51        | 1.0             | 06/03/21 09:23 |            |
| o-Xylene                   | ug/L  | <0.15        | 1.0             | 06/03/21 09:23 |            |
| Toluene                    | ug/L  | <0.16        | 1.0             | 06/03/21 09:23 |            |
| a,a,a-Trifluorotoluene (S) | %     | 101          | 80-120          | 06/03/21 09:23 |            |

LABORATORY CONTROL SAMPLE & LCSD: 2232610 2232611

| Parameter                  | Units | Spike Conc. | LCS Result | LCSD Result | LCS % Rec | LCSD % Rec | % Rec Limits | RPD | Max RPD | Qualifiers |
|----------------------------|-------|-------------|------------|-------------|-----------|------------|--------------|-----|---------|------------|
| 1,2,4-Trimethylbenzene     | ug/L  | 20          | 20.8       | 20.6        | 104       | 103        | 80-120       | 1   | 20      |            |
| 1,3,5-Trimethylbenzene     | ug/L  | 20          | 21.4       | 21.1        | 107       | 106        | 80-120       | 1   | 20      |            |
| Benzene                    | ug/L  | 20          | 21.5       | 21.3        | 107       | 106        | 80-120       | 1   | 20      |            |
| Ethylbenzene               | ug/L  | 20          | 21.6       | 21.4        | 108       | 107        | 80-120       | 1   | 20      |            |
| m&p-Xylene                 | ug/L  | 40          | 43.1       | 42.6        | 108       | 107        | 80-120       | 1   | 20      |            |
| Methyl-tert-butyl ether    | ug/L  | 20          | 22.2       | 22.1        | 111       | 110        | 80-120       | 0   | 20      |            |
| Naphthalene                | ug/L  | 20          | 21.4       | 21.6        | 107       | 108        | 80-120       | 1   | 20      |            |
| o-Xylene                   | ug/L  | 20          | 21.4       | 21.1        | 107       | 106        | 80-120       | 1   | 20      |            |
| Toluene                    | ug/L  | 20          | 21.4       | 21.3        | 107       | 106        | 80-120       | 1   | 20      |            |
| a,a,a-Trifluorotoluene (S) | %     |             |            |             | 101       | 100        | 80-120       |     |         |            |

MATRIX SPIKE & MATRIX SPIKE DUPLICATE: 2232612 2232613

| Parameter               | Units | 40227692019 Result | MS Spike Conc. | MSD Spike Conc. | MS Result | MSD Result | MS % Rec | MSD % Rec | % Rec Limits | RPD | Max RPD | Qual |
|-------------------------|-------|--------------------|----------------|-----------------|-----------|------------|----------|-----------|--------------|-----|---------|------|
| 1,2,4-Trimethylbenzene  | ug/L  | <8.6               | 500            | 500             | 499       | 500        | 100      | 100       | 49-130       | 0   | 20      |      |
| 1,3,5-Trimethylbenzene  | ug/L  | <8.2               | 500            | 500             | 511       | 513        | 102      | 103       | 42-139       | 0   | 20      |      |
| Benzene                 | ug/L  | 2200               | 500            | 500             | 2660      | 2710       | 91       | 101       | 78-130       | 2   | 20      |      |
| Ethylbenzene            | ug/L  | 24.7J              | 500            | 500             | 534       | 529        | 102      | 101       | 81-127       | 1   | 20      |      |
| m&p-Xylene              | ug/L  | 40.1J              | 1000           | 1000            | 1060      | 1050       | 102      | 100       | 73-130       | 1   | 20      |      |
| Methyl-tert-butyl ether | ug/L  | <8.0               | 500            | 500             | 552       | 548        | 110      | 110       | 76-118       | 1   | 20      |      |
| Naphthalene             | ug/L  | <12.6              | 500            | 500             | 547       | 555        | 109      | 111       | 76-117       | 1   | 20      |      |
| o-Xylene                | ug/L  | <3.8               | 500            | 500             | 511       | 508        | 102      | 102       | 75-127       | 1   | 20      |      |

Results presented on this page are in the units indicated by the "Units" column except where an alternate unit is presented to the right of the result.

### REPORT OF LABORATORY ANALYSIS

This report shall not be reproduced, except in full,  
without the written consent of Pace Analytical Services, LLC.

### QUALITY CONTROL DATA

Project: WISUP211 SUPERIOR TERMINAL

Pace Project No.: 40227692

| Parameter                  | Units | 2232612               |                      | 2232613               |              | MS<br>Result | MSD<br>Result | MS<br>% Rec | MSD<br>% Rec | % Rec<br>Limits | RPD | Max<br>RPD | Qual |
|----------------------------|-------|-----------------------|----------------------|-----------------------|--------------|--------------|---------------|-------------|--------------|-----------------|-----|------------|------|
|                            |       | 40227692019<br>Result | MS<br>Spike<br>Conc. | MSD<br>Spike<br>Conc. | MS<br>Result |              |               |             |              |                 |     |            |      |
| Toluene                    | ug/L  | 68.0                  | 500                  | 500                   | 567          | 564          | 100           | 99          | 78-129       | 1               | 20  |            |      |
| a,a,a-Trifluorotoluene (S) | %     |                       |                      |                       |              |              |               | 100         | 100          | 80-120          |     |            |      |

Results presented on this page are in the units indicated by the "Units" column except where an alternate unit is presented to the right of the result.

### REPORT OF LABORATORY ANALYSIS

This report shall not be reproduced, except in full,  
without the written consent of Pace Analytical Services, LLC.

## QUALIFIERS

Project: WISUP211 SUPERIOR TERMINAL  
Pace Project No.: 40227692

---

### DEFINITIONS

DF - Dilution Factor, if reported, represents the factor applied to the reported data due to dilution of the sample aliquot.

ND - Not Detected at or above LOD.

J - Estimated concentration at or above the LOD and below the LOQ.

LOD - Limit of Detection adjusted for dilution factor, percent moisture, initial weight and final volume.

LOQ - Limit of Quantitation adjusted for dilution factor, percent moisture, initial weight and final volume.

S - Surrogate

1,2-Diphenylhydrazine decomposes to and cannot be separated from Azobenzene using Method 8270. The result for each analyte is a combined concentration.

Consistent with EPA guidelines, unrounded data are displayed and have been used to calculate % recovery and RPD values.

LCS(D) - Laboratory Control Sample (Duplicate)

MS(D) - Matrix Spike (Duplicate)

DUP - Sample Duplicate

RPD - Relative Percent Difference

NC - Not Calculable.

SG - Silica Gel - Clean-Up

U - Indicates the compound was analyzed for, but not detected at or above the adjusted LOD.

N-Nitrosodiphenylamine decomposes and cannot be separated from Diphenylamine using Method 8270. The result reported for each analyte is a combined concentration.

Pace Analytical is TNI accredited. Contact your Pace PM for the current list of accredited analytes.

TNI - The NELAC Institute.

## REPORT OF LABORATORY ANALYSIS

This report shall not be reproduced, except in full,  
without the written consent of Pace Analytical Services, LLC.

### QUALITY CONTROL DATA CROSS REFERENCE TABLE

Project: WISUP211 SUPERIOR TERMINAL  
Pace Project No.: 40227692

| Lab ID      | Sample ID  | QC Batch Method | QC Batch | Analytical Method | Analytical Batch |
|-------------|------------|-----------------|----------|-------------------|------------------|
| 40227692001 | MW0W-2D    | WI MOD GRO      | 386762   |                   |                  |
| 40227692002 | MW-49S     | WI MOD GRO      | 386762   |                   |                  |
| 40227692003 | MWBD-1D    | WI MOD GRO      | 386762   |                   |                  |
| 40227692004 | MWRR-1D    | WI MOD GRO      | 386762   |                   |                  |
| 40227692005 | MWM-2D     | WI MOD GRO      | 386762   |                   |                  |
| 40227692006 | MW-45D     | WI MOD GRO      | 386762   |                   |                  |
| 40227692007 | MWM-10D    | WI MOD GRO      | 386762   |                   |                  |
| 40227692008 | MW-30S     | WI MOD GRO      | 386762   |                   |                  |
| 40227692009 | MWM-9RD    | WI MOD GRO      | 386762   |                   |                  |
| 40227692010 | MWT-2D     | WI MOD GRO      | 386762   |                   |                  |
| 40227692011 | DUP-2      | WI MOD GRO      | 386762   |                   |                  |
| 40227692012 | TRIP BLANK | WI MOD GRO      | 386762   |                   |                  |
| 40227692013 | MW-46D     | WI MOD GRO      | 386762   |                   |                  |
| 40227692014 | MW-40D     | WI MOD GRO      | 386762   |                   |                  |
| 40227692015 | MW-41D     | WI MOD GRO      | 386762   |                   |                  |
| 40227692016 | MW-37DD    | WI MOD GRO      | 386762   |                   |                  |
| 40227692017 | MW-36D     | WI MOD GRO      | 387030   |                   |                  |
| 40227692018 | MW-30D     | WI MOD GRO      | 387030   |                   |                  |
| 40227692019 | MW-37D     | WI MOD GRO      | 387030   |                   |                  |
| 40227692020 | MWM-7D     | WI MOD GRO      | 387030   |                   |                  |
| 40227692021 | DUP-1      | WI MOD GRO      | 387030   |                   |                  |
| 40227692022 | TRIP BLANK | WI MOD GRO      | 387030   |                   |                  |

### REPORT OF LABORATORY ANALYSIS

This report shall not be reproduced, except in full,  
without the written consent of Pace Analytical Services, LLC.







| Addresses |                               | Order By : | Ship To :                     | Return To: |                                |
|-----------|-------------------------------|------------|-------------------------------|------------|--------------------------------|
| Company   | Antea Group                   | Company    | Antea Group                   | Company    | Pace Analytical Green Bay      |
| Contact   | Layne Kortbein                | Contact    | Layne Kortbein                | Contact    | Hyska, Christopher             |
| Email     | Layne.Kortbein@anteagroup.com | Email      | Layne.Kortbein@anteagroup.com | Email      | christopher.hyska@pacelabs.com |
| Address   | 5910 Rice Creek Pkwy          | Address    | 5910 Rice Creek Pkwy          | Address    | 1241 Bellevue Street           |
| Address 2 | Suite 100                     | Address 2  | Suite 100                     | Address 2  | Suite 9                        |
| City      | Shoreview                     | City       | Shoreview                     | City       | Green Bay                      |
| State     | MN Zip 55126                  | State      | MN Zip 55126                  | State      | WI Zip 54302                   |
| Phone     | (651) 697-5117                | Phone      | (651) 697-5117                | Phone      | (920)469-2436                  |

| Info            |                    |             |            |         |                 |          |    |
|-----------------|--------------------|-------------|------------|---------|-----------------|----------|----|
| Project Name    | Superior Terminal  | Due Date    | 05/19/2021 | Profile | 4192            | Quote    |    |
| Project Manager | Hyska, Christopher | Return Date |            | Carrier | Most Economical | Location | WI |

**Trip Blanks**

Include Trip Blanks

**Bottle Labels**

Blank

Pre-Printed No Sample IDs

Pre-Printed With Sample IDs

**Bottles**

Boxed Cases

Individually Wrapped

Grouped By Sample ID/Matrix

**Return Shipping Labels**

No Shipper

With Shipper

**Misc**

Sampling Instructions

Custody Seal

Temp. Blanks

Coolers

Syringes

Extra Bubble Wrap

Short Hold/Rush Stickers

DI Water

USDA Regulated Soils

**COC Options**

Number of Blanks

Pre-Printed

| # of Samples | Matrix | Test       | Container                | Total | # of | Lot #        | Notes                               |
|--------------|--------|------------|--------------------------|-------|------|--------------|-------------------------------------|
| 26           | WT     | PVOC+Naph  | 3-40mL glass vial w/ HCl | 78    | 0    | B-1-079-01VB | Includes extra for 2 sets of MS/MSD |
| 2            | WT     | Trip BLANK | 2-40mL HCl+DI water      | 4     | 0    | B-1-146-01VB | one set of TB per day of shipment   |

**Hazard Shipping Placard In Place : NA**

\*Sample receiving hours are typically 8am-5pm, but may differ by location. Please check with your Pace Project Manager.

\*Pace Analytical reserves the right to return hazardous, toxic, or radioactive samples to you.

\*Pace Analytical reserves the right to charge for unused bottles, as well as cost associated with sample storage/disposal.

\*Payment term are net 30 days.

\*Please include the proposal number on the chain of custody to insure proper billing.

**LAB USE:**

|              |            |
|--------------|------------|
| Ship Date :  | 05/14/2021 |
| Prepared By: | Alee Her   |
| Verified By: |            |

**Sample**

**CLIENT USE (Optional):**

|              |  |
|--------------|--|
| Date Rec'd:  |  |
| Received By: |  |
| Verified By: |  |

# Sample Preservation Receipt Form

Pace Analytical Services, LLC  
1241 Bellevue Street, Suite 9  
Green Bay, WI 54302

Client Name: Antea Group

Project # 40227692

All containers needing preservation have been checked and noted below:  Yes  No  N/A

Initial when completed:

Date/Time:

Lab Lot# of pH paper:

Lab Std #ID of preservation (if pH adjusted):

| Pace Lab # | Glass |      |      |      |      |      |      |      | Plastic |      |      |      |      | Vials |      |      |      |      | Jars |      |      |      | General |      |      | VOA Vials (>6mm) * | H2SO4 pH ≤2 | NaOH+Zn Act pH ≥9 | NaOH pH ≥12 | HNO3 pH ≤2 | pH after adjusted | Volume (mL) |    |              |
|------------|-------|------|------|------|------|------|------|------|---------|------|------|------|------|-------|------|------|------|------|------|------|------|------|---------|------|------|--------------------|-------------|-------------------|-------------|------------|-------------------|-------------|----|--------------|
|            | AG1U  | BG1U | AG1H | AG4S | AG4U | AG5U | AG2S | BG3U | BP1U    | BP3U | BP3B | BP3N | BP3S | VG9A  | DG9T | VG9U | VG9H | VG9M | VG9D | JGFU | JG9U | WGFU | WPFU    | SP5T | ZPLC |                    |             |                   |             |            |                   |             | GN |              |
| 001        |       |      |      |      |      |      |      |      |         |      |      |      |      |       |      | 3    |      |      |      |      |      |      |         |      |      |                    |             |                   |             |            |                   |             |    | 2.5 / 5 / 10 |
| 002        |       |      |      |      |      |      |      |      |         |      |      |      |      |       |      | 3    |      |      |      |      |      |      |         |      |      |                    |             |                   |             |            |                   |             |    | 2.5 / 5 / 10 |
| 003        |       |      |      |      |      |      |      |      |         |      |      |      |      |       |      | 3    |      |      |      |      |      |      |         |      |      |                    |             |                   |             |            |                   |             |    | 2.5 / 5 / 10 |
| 004        |       |      |      |      |      |      |      |      |         |      |      |      |      |       |      | 3    |      |      |      |      |      |      |         |      |      |                    |             |                   |             |            |                   |             |    | 2.5 / 5 / 10 |
| 005        |       |      |      |      |      |      |      |      |         |      |      |      |      |       |      | 3    |      |      |      |      |      |      |         |      |      |                    |             |                   |             |            |                   |             |    | 2.5 / 5 / 10 |
| 006        |       |      |      |      |      |      |      |      |         |      |      |      |      |       |      | 3    |      |      |      |      |      |      |         |      |      |                    |             |                   |             |            |                   |             |    | 2.5 / 5 / 10 |
| 007        |       |      |      |      |      |      |      |      |         |      |      |      |      |       |      | 3    |      |      |      |      |      |      |         |      |      |                    |             |                   |             |            |                   |             |    | 2.5 / 5 / 10 |
| 008        |       |      |      |      |      |      |      |      |         |      |      |      |      |       |      | 3    |      |      |      |      |      |      |         |      |      |                    |             |                   |             |            |                   |             |    | 2.5 / 5 / 10 |
| 009        |       |      |      |      |      |      |      |      |         |      |      |      |      |       |      | 3    |      |      |      |      |      |      |         |      |      |                    |             |                   |             |            |                   |             |    | 2.5 / 5 / 10 |
| 010        |       |      |      |      |      |      |      |      |         |      |      |      |      |       |      | 3    |      |      |      |      |      |      |         |      |      |                    |             |                   |             |            |                   |             |    | 2.5 / 5 / 10 |
| 011        |       |      |      |      |      |      |      |      |         |      |      |      |      |       |      | 3    |      |      |      |      |      |      |         |      |      |                    |             |                   |             |            |                   |             |    | 2.5 / 5 / 10 |
| 012        |       |      |      |      |      |      |      |      |         |      |      |      |      |       |      | 2    |      |      |      |      |      |      |         |      |      |                    |             |                   |             |            |                   |             |    | 2.5 / 5 / 10 |
| 013        |       |      |      |      |      |      |      |      |         |      |      |      |      |       |      | 3    |      |      |      |      |      |      |         |      |      |                    |             |                   |             |            |                   |             |    | 2.5 / 5 / 10 |
| 014        |       |      |      |      |      |      |      |      |         |      |      |      |      |       |      | 3    |      |      |      |      |      |      |         |      |      |                    |             |                   |             |            |                   |             |    | 2.5 / 5 / 10 |
| 015        |       |      |      |      |      |      |      |      |         |      |      |      |      |       |      | 3    |      |      |      |      |      |      |         |      |      |                    |             |                   |             |            |                   |             |    | 2.5 / 5 / 10 |
| 016        |       |      |      |      |      |      |      |      |         |      |      |      |      |       |      | 3    |      |      |      |      |      |      |         |      |      |                    |             |                   |             |            |                   |             |    | 2.5 / 5 / 10 |
| 017        |       |      |      |      |      |      |      |      |         |      |      |      |      |       |      | 3    |      |      |      |      |      |      |         |      |      |                    |             |                   |             |            |                   |             |    | 2.5 / 5 / 10 |
| 018        |       |      |      |      |      |      |      |      |         |      |      |      |      |       |      | 3    |      |      |      |      |      |      |         |      |      |                    |             |                   |             |            |                   |             |    | 2.5 / 5 / 10 |
| 019        |       |      |      |      |      |      |      |      |         |      |      |      |      |       |      | 3    |      |      |      |      |      |      |         |      |      |                    |             |                   |             |            |                   |             |    | 2.5 / 5 / 10 |
| 020        |       |      |      |      |      |      |      |      |         |      |      |      |      |       |      | 3    |      |      |      |      |      |      |         |      |      |                    |             |                   |             |            |                   |             |    | 2.5 / 5 / 10 |

Exceptions to preservation check: VOA, Coliform, TOC, TOX, TOH, O&G, WI DRO, Phenolics, Other: \_\_\_\_\_ Headspace in VOA Vials (>6mm) :  Yes  No  N/A \*If yes look in headspace column

|                                       |                                    |                                     |   |
|---------------------------------------|------------------------------------|-------------------------------------|---|
| <b>AG1U</b> 1 liter amber glass       | <b>BP1U</b> 1 liter plastic unpres | <b>VG9A</b> 40 mL clear ascorbic    | <b>JGFU</b> 4 oz amber jar unpres         |
| <b>BG1U</b> 1 liter clear glass       | <b>BP3U</b> 250 mL plastic unpres  | <b>DG9T</b> 40 mL amber Na Thio     | <b>JG9U</b> 9 oz amber jar unpres         |
| <b>AG1H</b> 1 liter amber glass HCL   | <b>BP3B</b> 250 mL plastic NaOH    | <b>VG9U</b> 40 mL clear vial unpres | <b>WGFU</b> 4 oz clear jar unpres         |
| <b>AG4S</b> 125 mL amber glass H2SO4  | <b>BP3N</b> 250 mL plastic HNO3    | <b>VG9H</b> 40 mL clear vial HCL    | <b>WPFU</b> 4 oz plastic jar unpres       |
| <b>AG4U</b> 120 mL amber glass unpres | <b>BP3S</b> 250 mL plastic H2SO4   | <b>VG9M</b> 40 mL clear vial MeOH   | <b>SP5T</b> 120 mL plastic Na Thiosulfate |
| <b>AG5U</b> 100 mL amber glass unpres |                                    | <b>VG9D</b> 40 mL clear vial DI     | <b>ZPLC</b> ziploc bag                    |
| <b>AG2S</b> 500 mL amber glass H2SO4  |                                    |                                     | <b>GN</b>                                 |
| <b>BG3U</b> 250 mL clear glass unpres |                                    |                                     |   |


### Sample Preservation Receipt Form

Client Name: Antea Group

Project #: 40227692

| Pace Lab # | Glass |      |      |      |      |      |      |      | Plastic |      |      |      |      | Vials |      |      |      |      | Jars |      |      |      | General |      |      | VOA Vials (>6mm) * | H2SO4 pH ≤2 | NaOH+Zn Act pH ≥9 | NaOH pH ≥12 | HNO3 pH ≤2 | pH after adjusted | Volume (mL) |    |  |  |  |  |  |          |
|------------|-------|------|------|------|------|------|------|------|---------|------|------|------|------|-------|------|------|------|------|------|------|------|------|---------|------|------|--------------------|-------------|-------------------|-------------|------------|-------------------|-------------|----|--|--|--|--|--|----------|
|            | AG1U  | BG1U | AG1H | AG4S | AG4U | AG5U | AG2S | BG3U | BP1U    | BP3U | BP3B | BP3N | BP3S | VG9A  | DG9T | VG9U | VG9H | VG9M | VG9D | JGFU | JG9U | WGFU | WPFU    | SP5T | ZPLC |                    |             |                   |             |            |                   |             | GN |  |  |  |  |  |          |
| 021        |       |      |      |      |      |      |      |      |         |      |      |      |      |       |      | 3    |      |      |      |      |      |      |         |      |      |                    |             |                   |             |            |                   |             |    |  |  |  |  |  | 2.5/5/10 |
| 022        |       |      |      |      |      |      |      |      |         |      |      |      |      |       |      |      |      |      |      |      |      |      |         |      |      |                    |             |                   |             |            |                   |             |    |  |  |  |  |  | 2.5/5/10 |
| /          |       |      |      |      |      |      |      |      |         |      |      |      |      |       |      |      |      |      |      |      |      |      |         |      |      |                    |             |                   |             |            |                   |             |    |  |  |  |  |  |          |
|            |       |      |      |      |      |      |      |      |         |      |      |      |      |       |      |      |      |      |      |      |      |      |         |      |      |                    |             |                   |             |            |                   |             |    |  |  |  |  |  | 2.5/5/10 |
|            |       |      |      |      |      |      |      |      |         |      |      |      |      |       |      |      |      |      |      |      |      |      |         |      |      |                    |             |                   |             |            |                   |             |    |  |  |  |  |  | 2.5/5/10 |
|            |       |      |      |      |      |      |      |      |         |      |      |      |      |       |      |      |      |      |      |      |      |      |         |      |      |                    |             |                   |             |            |                   |             |    |  |  |  |  |  | 2.5/5/10 |
|            |       |      |      |      |      |      |      |      |         |      |      |      |      |       |      |      |      |      |      |      |      |      |         |      |      |                    |             |                   |             |            |                   |             |    |  |  |  |  |  | 2.5/5/10 |
|            |       |      |      |      |      |      |      |      |         |      |      |      |      |       |      |      |      |      |      |      |      |      |         |      |      |                    |             |                   |             |            |                   |             |    |  |  |  |  |  | 2.5/5/10 |
|            |       |      |      |      |      |      |      |      |         |      |      |      |      |       |      |      |      |      |      |      |      |      |         |      |      |                    |             |                   |             |            |                   |             |    |  |  |  |  |  | 2.5/5/10 |
|            |       |      |      |      |      |      |      |      |         |      |      |      |      |       |      |      |      |      |      |      |      |      |         |      |      |                    |             |                   |             |            |                   |             |    |  |  |  |  |  | 2.5/5/10 |
|            |       |      |      |      |      |      |      |      |         |      |      |      |      |       |      |      |      |      |      |      |      |      |         |      |      |                    |             |                   |             |            |                   |             |    |  |  |  |  |  | 2.5/5/10 |
|            |       |      |      |      |      |      |      |      |         |      |      |      |      |       |      |      |      |      |      |      |      |      |         |      |      |                    |             |                   |             |            |                   |             |    |  |  |  |  |  | 2.5/5/10 |
|            |       |      |      |      |      |      |      |      |         |      |      |      |      |       |      |      |      |      |      |      |      |      |         |      |      |                    |             |                   |             |            |                   |             |    |  |  |  |  |  | 2.5/5/10 |
|            |       |      |      |      |      |      |      |      |         |      |      |      |      |       |      |      |      |      |      |      |      |      |         |      |      |                    |             |                   |             |            |                   |             |    |  |  |  |  |  | 2.5/5/10 |
|            |       |      |      |      |      |      |      |      |         |      |      |      |      |       |      |      |      |      |      |      |      |      |         |      |      |                    |             |                   |             |            |                   |             |    |  |  |  |  |  | 2.5/5/10 |
|            |       |      |      |      |      |      |      |      |         |      |      |      |      |       |      |      |      |      |      |      |      |      |         |      |      |                    |             |                   |             |            |                   |             |    |  |  |  |  |  | 2.5/5/10 |
|            |       |      |      |      |      |      |      |      |         |      |      |      |      |       |      |      |      |      |      |      |      |      |         |      |      |                    |             |                   |             |            |                   |             |    |  |  |  |  |  | 2.5/5/10 |
|            |       |      |      |      |      |      |      |      |         |      |      |      |      |       |      |      |      |      |      |      |      |      |         |      |      |                    |             |                   |             |            |                   |             |    |  |  |  |  |  | 2.5/5/10 |
|            |       |      |      |      |      |      |      |      |         |      |      |      |      |       |      |      |      |      |      |      |      |      |         |      |      |                    |             |                   |             |            |                   |             |    |  |  |  |  |  | 2.5/5/10 |
|            |       |      |      |      |      |      |      |      |         |      |      |      |      |       |      |      |      |      |      |      |      |      |         |      |      |                    |             |                   |             |            |                   |             |    |  |  |  |  |  | 2.5/5/10 |
|            |       |      |      |      |      |      |      |      |         |      |      |      |      |       |      |      |      |      |      |      |      |      |         |      |      |                    |             |                   |             |            |                   |             |    |  |  |  |  |  | 2.5/5/10 |
|            |       |      |      |      |      |      |      |      |         |      |      |      |      |       |      |      |      |      |      |      |      |      |         |      |      |                    |             |                   |             |            |                   |             |    |  |  |  |  |  | 2.5/5/10 |
|            |       |      |      |      |      |      |      |      |         |      |      |      |      |       |      |      |      |      |      |      |      |      |         |      |      |                    |             |                   |             |            |                   |             |    |  |  |  |  |  | 2.5/5/10 |
|            |       |      |      |      |      |      |      |      |         |      |      |      |      |       |      |      |      |      |      |      |      |      |         |      |      |                    |             |                   |             |            |                   |             |    |  |  |  |  |  | 2.5/5/10 |

5/28/21  
 1570

|   |   |  |
|---|---|--|
| <br>1241 Bellevue Street, Green Bay, WI 54302 | Document Name:<br><b>Sample Condition Upon Receipt (SCUR)</b> | Document Revised: 26Mar2020              |
|   | Document No.:<br><b>ENV-FRM-GBAY-0014-Rev.00</b>              | Author:<br>Pace Green Bay Quality Office |

**Sample Condition Upon Receipt Form (SCUR)**

Project #:

Client Name: Ankea Group

**WO# : 40227692**

Courier:  CS Logistics  Fed Ex  Speedee  UPS  Waltco

Client  Pace Other: \_\_\_\_\_

Tracking #: 6779 8899 3984 / 6779 8899 3973



Custody Seal on Cooler/Box Present:  yes  no Seals intact:  yes  no

Custody Seal on Samples Present:  yes  no Seals intact:  yes  no

Packing Material:  Bubble Wrap  Bubble Bags  None  Other

Thermometer Used SR - 90 Type of Ice:  Wet  Blue  Dry  None

Samples on ice, cooling process has begun

Cooler Temperature Uncorr: 1.1 / Corr: 5.5

Temp Blank Present:  yes  no

Biological Tissue is Frozen:  yes  no

|                                 |                     |
|---------------------------------|---------------------|
| Person examining contents:      |                     |
| Date: <u>5/28/24</u>            | Initials: <u>LY</u> |
| Labeled By Initials: <u>ALW</u> |                     |

Temp should be above freezing to 6°C.  
Biota Samples may be received at ≤ 0°C if shipped on Dry Ice.

|  |  |                |
|--|--|----------------|
| Chain of Custody Present:  | <input checked="" type="checkbox"/> Yes <input type="checkbox"/> No <input type="checkbox"/> N/A | 1. <u>1+2C</u> |
| Chain of Custody Filled Out:   | <input checked="" type="checkbox"/> Yes <input type="checkbox"/> No <input type="checkbox"/> N/A | 2.             |
| Chain of Custody Relinquished:   | <input checked="" type="checkbox"/> Yes <input type="checkbox"/> No <input type="checkbox"/> N/A | 3.             |
| Sampler Name & Signature on COC:   | <input checked="" type="checkbox"/> Yes <input type="checkbox"/> No <input type="checkbox"/> N/A | 4.             |
| Samples Arrived within Hold Time:  | <input checked="" type="checkbox"/> Yes <input type="checkbox"/> No                              | 5.             |
| - VOA Samples frozen upon receipt  | <input type="checkbox"/> Yes <input type="checkbox"/> No   | Date/Time:     |
| Short Hold Time Analysis (<72hr):  | <input type="checkbox"/> Yes <input checked="" type="checkbox"/> No                              | 6.             |
| Rush Turn Around Time Requested:   | <input type="checkbox"/> Yes <input checked="" type="checkbox"/> No                              | 7.             |
| Sufficient Volume:   |  | 8.             |
| For Analysis: <input checked="" type="checkbox"/> Yes <input type="checkbox"/> No MS/MSD: <input type="checkbox"/> Yes <input checked="" type="checkbox"/> No <input type="checkbox"/> N/A |  |                |
| Correct Containers Used:   | <input checked="" type="checkbox"/> Yes <input type="checkbox"/> No                              | 9.             |
| -Pace Containers Used:   | <input checked="" type="checkbox"/> Yes <input type="checkbox"/> No <input type="checkbox"/> N/A |                |
| -Pace IR Containers Used:  | <input type="checkbox"/> Yes <input type="checkbox"/> No <input checked="" type="checkbox"/> N/A |                |
| Containers Intact:   | <input checked="" type="checkbox"/> Yes <input type="checkbox"/> No                              | 10.            |
| Filtered volume received for Dissolved tests   | <input type="checkbox"/> Yes <input type="checkbox"/> No <input checked="" type="checkbox"/> N/A | 11.            |
| Sample Labels match COC:   | <input checked="" type="checkbox"/> Yes <input type="checkbox"/> No <input type="checkbox"/> N/A | 12.            |
| -Includes date/time/ID/Analysis Matrix: <u>W</u>   |  |                |
| Trip Blank Present:  | <input checked="" type="checkbox"/> Yes <input type="checkbox"/> No <input type="checkbox"/> N/A | 13.            |
| Trip Blank Custody Seals Present   | <input checked="" type="checkbox"/> Yes <input type="checkbox"/> No <input type="checkbox"/> N/A |                |
| Pace Trip Blank Lot # (if purchased): <u>463</u>   |  |                |

**Client Notification/ Resolution:**

If checked, see attached form for additional comments

Person Contacted: \_\_\_\_\_ Date/Time: \_\_\_\_\_

Comments/ Resolution: \_\_\_\_\_

PM Review is documented electronically in LIMs. By releasing the project, the PM acknowledges they have reviewed the sample logir

October 20, 2021

Jonathan Zimdars  
Antea Group - MN  
5910 Rice Creek Parkway  
Saint Paul, MN 55126

RE: Project: WISUP211 SUPERIOR TERMINAL  
Pace Project No.: 40234744

Dear Jonathan Zimdars:

Enclosed are the analytical results for sample(s) received by the laboratory on October 08, 2021. The results relate only to the samples included in this report. Results reported herein conform to the applicable TNI/NELAC Standards and the laboratory's Quality Manual, where applicable, unless otherwise noted in the body of the report.

The test results provided in this final report were generated by each of the following laboratories within the Pace Network:

- Pace Analytical Services - Green Bay

If you have any questions concerning this report, please feel free to contact me.

Sincerely,



Christopher Hyska  
christopher.hyska@pacelabs.com  
(920)469-2436  
Project Manager

Enclosures

cc: Layne Kortbein, Antea Group



## REPORT OF LABORATORY ANALYSIS

This report shall not be reproduced, except in full,  
without the written consent of Pace Analytical Services, LLC.

## CERTIFICATIONS

Project: WISUP211 SUPERIOR TERMINAL

Pace Project No.: 40234744

---

### **Pace Analytical Services Green Bay**

1241 Bellevue Street, Green Bay, WI 54302

Florida/NELAP Certification #: E87948

Illinois Certification #: 200050

Kentucky UST Certification #: 82

Louisiana Certification #: 04168

Minnesota Certification #: 055-999-334

New York Certification #: 12064

North Dakota Certification #: R-150

Virginia VELAP ID: 460263

South Carolina Certification #: 83006001

Texas Certification #: T104704529-14-1

Wisconsin Certification #: 405132750

Wisconsin DATCP Certification #: 105-444

USDA Soil Permit #: P330-16-00157

Federal Fish & Wildlife Permit #: LE51774A-0

---

## REPORT OF LABORATORY ANALYSIS

This report shall not be reproduced, except in full,  
without the written consent of Pace Analytical Services, LLC.

## SAMPLE SUMMARY

Project: WISUP211 SUPERIOR TERMINAL

Pace Project No.: 40234744

| Lab ID      | Sample ID  | Matrix | Date Collected | Date Received  |
|-------------|------------|--------|----------------|----------------|
| 40234744001 | MW-46D     | Water  | 10/04/21 14:43 | 10/08/21 09:15 |
| 40234744002 | MW-40D     | Water  | 10/04/21 14:45 | 10/08/21 09:15 |
| 40234744003 | MWM-2D     | Water  | 10/04/21 15:40 | 10/08/21 09:15 |
| 40234744004 | MWOW-2D    | Water  | 10/04/21 16:10 | 10/08/21 09:15 |
| 40234744005 | MW-49S     | Water  | 10/04/21 16:20 | 10/08/21 09:15 |
| 40234744006 | MW-41D     | Water  | 10/05/21 09:40 | 10/08/21 09:15 |
| 40234744007 | MWBD-1D    | Water  | 10/05/21 09:15 | 10/08/21 09:15 |
| 40234744008 | MW-45D     | Water  | 10/05/21 10:55 | 10/08/21 09:15 |
| 40234744009 | MWRR-1DR   | Water  | 10/05/21 09:45 | 10/08/21 09:15 |
| 40234744010 | MW-37DD    | Water  | 10/05/21 11:20 | 10/08/21 09:15 |
| 40234744011 | MWM-10D    | Water  | 10/05/21 11:48 | 10/08/21 09:15 |
| 40234744012 | MW-36D     | Water  | 10/05/21 12:05 | 10/08/21 09:15 |
| 40234744013 | MW-30D     | Water  | 10/05/21 13:55 | 10/08/21 09:15 |
| 40234744014 | MWM-9RD    | Water  | 10/05/21 14:00 | 10/08/21 09:15 |
| 40234744015 | MW-37D     | Water  | 10/05/21 14:45 | 10/08/21 09:15 |
| 40234744016 | MW-30S     | Water  | 10/05/21 14:46 | 10/08/21 09:15 |
| 40234744017 | MWT-2D     | Water  | 10/05/21 15:45 | 10/08/21 09:15 |
| 40234744018 | MWM-7D     | Water  | 10/05/21 15:50 | 10/08/21 09:15 |
| 40234744019 | DUP-1      | Water  | 10/05/21 00:00 | 10/08/21 09:15 |
| 40234744020 | DUP-2      | Water  | 10/05/21 00:00 | 10/08/21 09:15 |
| 40234744021 | TRIP BLANK | Water  | 10/05/21 16:00 | 10/08/21 09:15 |

## REPORT OF LABORATORY ANALYSIS

This report shall not be reproduced, except in full,  
without the written consent of Pace Analytical Services, LLC.

### SAMPLE ANALYTE COUNT

Project: WISUP211 SUPERIOR TERMINAL  
Pace Project No.: 40234744

| Lab ID      | Sample ID  | Method     | Analysts | Analytes Reported | Laboratory |
|-------------|------------|------------|----------|-------------------|------------|
| 40234744001 | MW-46D     | WI MOD GRO | ALD      | 10                | PASI-G     |
| 40234744002 | MW-40D     | WI MOD GRO | ALD      | 10                | PASI-G     |
| 40234744003 | MWM-2D     | WI MOD GRO | ALD      | 10                | PASI-G     |
| 40234744004 | MWOW-2D    | WI MOD GRO | ALD      | 10                | PASI-G     |
| 40234744005 | MW-49S     | WI MOD GRO | ALD      | 10                | PASI-G     |
| 40234744006 | MW-41D     | WI MOD GRO | ALD      | 10                | PASI-G     |
| 40234744007 | MWBD-1D    | WI MOD GRO | ALD      | 10                | PASI-G     |
| 40234744008 | MW-45D     | WI MOD GRO | ALD      | 10                | PASI-G     |
| 40234744009 | MWRR-1DR   | WI MOD GRO | ALD      | 10                | PASI-G     |
| 40234744010 | MW-37DD    | WI MOD GRO | ALD      | 10                | PASI-G     |
| 40234744011 | MWM-10D    | WI MOD GRO | ALD      | 10                | PASI-G     |
| 40234744012 | MW-36D     | WI MOD GRO | ALD      | 10                | PASI-G     |
| 40234744013 | MW-30D     | WI MOD GRO | ALD      | 10                | PASI-G     |
| 40234744014 | MWM-9RD    | WI MOD GRO | ALD      | 10                | PASI-G     |
| 40234744015 | MW-37D     | WI MOD GRO | ALD      | 10                | PASI-G     |
| 40234744016 | MW-30S     | WI MOD GRO | ALD      | 10                | PASI-G     |
| 40234744017 | MWT-2D     | WI MOD GRO | ALD      | 10                | PASI-G     |
| 40234744018 | MWM-7D     | WI MOD GRO | ALD      | 10                | PASI-G     |
| 40234744019 | DUP-1      | WI MOD GRO | ALD      | 10                | PASI-G     |
| 40234744020 | DUP-2      | WI MOD GRO | ALD      | 10                | PASI-G     |
| 40234744021 | TRIP BLANK | WI MOD GRO | ALD      | 10                | PASI-G     |

PASI-G = Pace Analytical Services - Green Bay

### REPORT OF LABORATORY ANALYSIS

This report shall not be reproduced, except in full,  
without the written consent of Pace Analytical Services, LLC.



### SUMMARY OF DETECTION

Project: WISUP211 SUPERIOR TERMINAL  
 Pace Project No.: 40234744

| Lab Sample ID<br>Method | Client Sample ID<br>Parameters | Result | Units | Report Limit | Analyzed       | Qualifiers |
|-------------------------|--------------------------------|--------|-------|--------------|----------------|------------|
| <b>40234744001</b>      | <b>MW-46D</b>                  |        |       |              |                |            |
| WI MOD GRO              | m&p-Xylene                     | 1.3J   | ug/L  | 2.0          | 10/14/21 16:22 |            |
| <b>40234744003</b>      | <b>MWM-2D</b>                  |        |       |              |                |            |
| WI MOD GRO              | Toluene                        | 0.26J  | ug/L  | 1.0          | 10/13/21 16:23 |            |
| <b>40234744005</b>      | <b>MW-49S</b>                  |        |       |              |                |            |
| WI MOD GRO              | Benzene                        | 0.32J  | ug/L  | 1.0          | 10/13/21 17:14 |            |
| <b>40234744006</b>      | <b>MW-41D</b>                  |        |       |              |                |            |
| WI MOD GRO              | Benzene                        | 3.8    | ug/L  | 1.0          | 10/13/21 17:40 |            |
| <b>40234744007</b>      | <b>MWBD-1D</b>                 |        |       |              |                |            |
| WI MOD GRO              | Benzene                        | 68.5   | ug/L  | 1.0          | 10/13/21 18:06 |            |
| <b>40234744008</b>      | <b>MW-45D</b>                  |        |       |              |                |            |
| WI MOD GRO              | Benzene                        | 104    | ug/L  | 1.0          | 10/13/21 18:32 |            |
| <b>40234744009</b>      | <b>MWRR-1DR</b>                |        |       |              |                |            |
| WI MOD GRO              | Benzene                        | 302    | ug/L  | 2.5          | 10/14/21 03:10 |            |
| WI MOD GRO              | Methyl-tert-butyl ether        | 1.6J   | ug/L  | 2.5          | 10/14/21 03:10 |            |
| WI MOD GRO              | Toluene                        | 5.6    | ug/L  | 2.5          | 10/14/21 03:10 |            |
| WI MOD GRO              | o-Xylene                       | 4.3    | ug/L  | 2.5          | 10/14/21 03:10 |            |
| <b>40234744010</b>      | <b>MW-37DD</b>                 |        |       |              |                |            |
| WI MOD GRO              | Benzene                        | 1060   | ug/L  | 10.0         | 10/14/21 01:26 |            |
| <b>40234744011</b>      | <b>MWM-10D</b>                 |        |       |              |                |            |
| WI MOD GRO              | Benzene                        | 1380   | ug/L  | 10.0         | 10/14/21 01:52 |            |
| WI MOD GRO              | Ethylbenzene                   | 10.8   | ug/L  | 10.0         | 10/14/21 01:52 |            |
| WI MOD GRO              | Methyl-tert-butyl ether        | 8.9J   | ug/L  | 10.0         | 10/14/21 01:52 |            |
| WI MOD GRO              | Naphthalene                    | 13.1   | ug/L  | 10.0         | 10/14/21 01:52 |            |
| WI MOD GRO              | Toluene                        | 33.2   | ug/L  | 10.0         | 10/14/21 01:52 |            |
| WI MOD GRO              | 1,2,4-Trimethylbenzene         | 5.9J   | ug/L  | 10.0         | 10/14/21 01:52 |            |
| WI MOD GRO              | 1,3,5-Trimethylbenzene         | 3.9J   | ug/L  | 10.0         | 10/14/21 01:52 |            |
| WI MOD GRO              | m&p-Xylene                     | 36.2   | ug/L  | 20.0         | 10/14/21 01:52 |            |
| WI MOD GRO              | o-Xylene                       | 2.1J   | ug/L  | 10.0         | 10/14/21 01:52 |            |
| <b>40234744012</b>      | <b>MW-36D</b>                  |        |       |              |                |            |
| WI MOD GRO              | Benzene                        | 1360   | ug/L  | 10.0         | 10/14/21 02:18 |            |
| WI MOD GRO              | Ethylbenzene                   | 7.3J   | ug/L  | 10.0         | 10/14/21 02:18 |            |
| WI MOD GRO              | Methyl-tert-butyl ether        | 3.5J   | ug/L  | 10.0         | 10/14/21 02:18 |            |
| WI MOD GRO              | Toluene                        | 14.1   | ug/L  | 10.0         | 10/14/21 02:18 |            |
| WI MOD GRO              | m&p-Xylene                     | 3.6J   | ug/L  | 20.0         | 10/14/21 02:18 |            |
| <b>40234744013</b>      | <b>MW-30D</b>                  |        |       |              |                |            |
| WI MOD GRO              | Benzene                        | 1910   | ug/L  | 20.0         | 10/13/21 22:00 |            |
| WI MOD GRO              | Ethylbenzene                   | 75.4   | ug/L  | 20.0         | 10/13/21 22:00 |            |
| WI MOD GRO              | Naphthalene                    | 163    | ug/L  | 20.0         | 10/13/21 22:00 |            |
| WI MOD GRO              | Toluene                        | 62.0   | ug/L  | 20.0         | 10/13/21 22:00 |            |
| WI MOD GRO              | m&p-Xylene                     | 56.1   | ug/L  | 40.0         | 10/13/21 22:00 |            |

### REPORT OF LABORATORY ANALYSIS

This report shall not be reproduced, except in full,  
 without the written consent of Pace Analytical Services, LLC.

### SUMMARY OF DETECTION

Project: WISUP211 SUPERIOR TERMINAL

Pace Project No.: 40234744

| Lab Sample ID<br>Method | Client Sample ID<br>Parameters | Result | Units | Report Limit | Analyzed       | Qualifiers |
|-------------------------|--------------------------------|--------|-------|--------------|----------------|------------|
| <b>40234744014</b>      | <b>MWM-9RD</b>                 |        |       |              |                |            |
| WI MOD GRO              | Benzene                        | 2350   | ug/L  | 25.0         | 10/13/21 20:42 |            |
| WI MOD GRO              | Ethylbenzene                   | 70.7   | ug/L  | 25.0         | 10/13/21 20:42 |            |
| WI MOD GRO              | Methyl-tert-butyl ether        | 480    | ug/L  | 25.0         | 10/13/21 20:42 |            |
| WI MOD GRO              | Naphthalene                    | 49.5   | ug/L  | 25.0         | 10/13/21 20:42 |            |
| WI MOD GRO              | Toluene                        | 43.3   | ug/L  | 25.0         | 10/13/21 20:42 |            |
| WI MOD GRO              | 1,2,4-Trimethylbenzene         | 38.7   | ug/L  | 25.0         | 10/13/21 20:42 |            |
| WI MOD GRO              | 1,3,5-Trimethylbenzene         | 23.5J  | ug/L  | 25.0         | 10/13/21 20:42 |            |
| WI MOD GRO              | m&p-Xylene                     | 127    | ug/L  | 50.0         | 10/13/21 20:42 |            |
| <b>40234744015</b>      | <b>MW-37D</b>                  |        |       |              |                |            |
| WI MOD GRO              | Benzene                        | 2270   | ug/L  | 25.0         | 10/13/21 21:08 |            |
| WI MOD GRO              | Ethylbenzene                   | 23.9J  | ug/L  | 25.0         | 10/13/21 21:08 |            |
| WI MOD GRO              | Toluene                        | 69.9   | ug/L  | 25.0         | 10/13/21 21:08 |            |
| WI MOD GRO              | m&p-Xylene                     | 37.1J  | ug/L  | 50.0         | 10/13/21 21:08 |            |
| <b>40234744016</b>      | <b>MW-30S</b>                  |        |       |              |                |            |
| WI MOD GRO              | Benzene                        | 2210   | ug/L  | 20.0         | 10/14/21 01:01 |            |
| WI MOD GRO              | Ethylbenzene                   | 362    | ug/L  | 20.0         | 10/14/21 01:01 |            |
| WI MOD GRO              | Naphthalene                    | 309    | ug/L  | 20.0         | 10/14/21 01:01 |            |
| WI MOD GRO              | Toluene                        | 2130   | ug/L  | 20.0         | 10/14/21 01:01 |            |
| WI MOD GRO              | 1,2,4-Trimethylbenzene         | 256    | ug/L  | 20.0         | 10/14/21 01:01 |            |
| WI MOD GRO              | 1,3,5-Trimethylbenzene         | 71.7   | ug/L  | 20.0         | 10/14/21 01:01 |            |
| WI MOD GRO              | m&p-Xylene                     | 1040   | ug/L  | 40.0         | 10/14/21 01:01 |            |
| WI MOD GRO              | o-Xylene                       | 488    | ug/L  | 20.0         | 10/14/21 01:01 |            |
| <b>40234744017</b>      | <b>MWT-2D</b>                  |        |       |              |                |            |
| WI MOD GRO              | Benzene                        | 2520   | ug/L  | 25.0         | 10/13/21 21:34 |            |
| WI MOD GRO              | Ethylbenzene                   | 225    | ug/L  | 25.0         | 10/13/21 21:34 |            |
| WI MOD GRO              | Methyl-tert-butyl ether        | 111    | ug/L  | 25.0         | 10/13/21 21:34 |            |
| WI MOD GRO              | Naphthalene                    | 93.6   | ug/L  | 25.0         | 10/13/21 21:34 |            |
| WI MOD GRO              | Toluene                        | 134    | ug/L  | 25.0         | 10/13/21 21:34 |            |
| WI MOD GRO              | 1,2,4-Trimethylbenzene         | 79.6   | ug/L  | 25.0         | 10/13/21 21:34 |            |
| WI MOD GRO              | 1,3,5-Trimethylbenzene         | 36.2   | ug/L  | 25.0         | 10/13/21 21:34 |            |
| WI MOD GRO              | m&p-Xylene                     | 234    | ug/L  | 50.0         | 10/13/21 21:34 |            |
| WI MOD GRO              | o-Xylene                       | 19.1J  | ug/L  | 25.0         | 10/13/21 21:34 |            |
| <b>40234744018</b>      | <b>MWM-7D</b>                  |        |       |              |                |            |
| WI MOD GRO              | Benzene                        | 2650   | ug/L  | 20.0         | 10/13/21 22:26 |            |
| WI MOD GRO              | Ethylbenzene                   | 65.0   | ug/L  | 20.0         | 10/13/21 22:26 |            |
| WI MOD GRO              | Toluene                        | 58.7   | ug/L  | 20.0         | 10/13/21 22:26 |            |
| WI MOD GRO              | 1,2,4-Trimethylbenzene         | 9.7J   | ug/L  | 20.0         | 10/13/21 22:26 |            |
| WI MOD GRO              | m&p-Xylene                     | 59.9   | ug/L  | 40.0         | 10/13/21 22:26 |            |
| <b>40234744019</b>      | <b>DUP-1</b>                   |        |       |              |                |            |
| WI MOD GRO              | Benzene                        | 2250   | ug/L  | 10.0         | 10/14/21 02:44 |            |
| WI MOD GRO              | Ethylbenzene                   | 23.2   | ug/L  | 10.0         | 10/14/21 02:44 |            |
| WI MOD GRO              | Toluene                        | 69.6   | ug/L  | 10.0         | 10/14/21 02:44 |            |
| WI MOD GRO              | m&p-Xylene                     | 34.6   | ug/L  | 20.0         | 10/14/21 02:44 |            |
| WI MOD GRO              | o-Xylene                       | 3.5J   | ug/L  | 10.0         | 10/14/21 02:44 |            |

### REPORT OF LABORATORY ANALYSIS

This report shall not be reproduced, except in full,  
without the written consent of Pace Analytical Services, LLC.

### SUMMARY OF DETECTION

Project: WISUP211 SUPERIOR TERMINAL

Pace Project No.: 40234744

| Lab Sample ID<br>Method | Client Sample ID<br>Parameters | Result | Units | Report Limit | Analyzed       | Qualifiers |
|-------------------------|--------------------------------|--------|-------|--------------|----------------|------------|
| <b>40234744020</b>      | <b>DUP-2</b>                   |        |       |              |                |            |
| WI MOD GRO              | Benzene                        | 2500   | ug/L  | 20.0         | 10/13/21 22:51 |            |
| WI MOD GRO              | Ethylbenzene                   | 220    | ug/L  | 20.0         | 10/13/21 22:51 |            |
| WI MOD GRO              | Methyl-tert-butyl ether        | 102    | ug/L  | 20.0         | 10/13/21 22:51 |            |
| WI MOD GRO              | Naphthalene                    | 85.5   | ug/L  | 20.0         | 10/13/21 22:51 |            |
| WI MOD GRO              | Toluene                        | 133    | ug/L  | 20.0         | 10/13/21 22:51 |            |
| WI MOD GRO              | 1,2,4-Trimethylbenzene         | 77.0   | ug/L  | 20.0         | 10/13/21 22:51 |            |
| WI MOD GRO              | 1,3,5-Trimethylbenzene         | 34.2   | ug/L  | 20.0         | 10/13/21 22:51 |            |
| WI MOD GRO              | m&p-Xylene                     | 229    | ug/L  | 40.0         | 10/13/21 22:51 |            |
| WI MOD GRO              | o-Xylene                       | 19.8J  | ug/L  | 20.0         | 10/13/21 22:51 |            |

### REPORT OF LABORATORY ANALYSIS

This report shall not be reproduced, except in full,  
without the written consent of Pace Analytical Services, LLC.

## PROJECT NARRATIVE

Project: WISUP211 SUPERIOR TERMINAL

Pace Project No.: 40234744

---

**Method:** WI MOD GRO

**Description:** WIGRO GCV

**Client:** Antea Group

**Date:** October 20, 2021

### General Information:

21 samples were analyzed for WI MOD GRO by Pace Analytical Services Green Bay. All samples were received in acceptable condition with any exceptions noted below or on the chain-of custody and/or the sample condition upon receipt form (SCUR) attached at the end of this report.

pH: Post-analysis pH measurement indicates insufficient VOA sample preservation.

- MWM-2D (Lab ID: 40234744003)
- MWRR-1DR (Lab ID: 40234744009)

### Hold Time:

The samples were analyzed within the method required hold times with any exceptions noted below.

### Initial Calibrations (including MS Tune as applicable):

All criteria were within method requirements with any exceptions noted below.

### Continuing Calibration:

All criteria were within method requirements with any exceptions noted below.

### Surrogates:

All surrogates were within QC limits with any exceptions noted below.

### Method Blank:

All analytes were below the report limit in the method blank, where applicable, with any exceptions noted below.

### Laboratory Control Spike:

All laboratory control spike compounds were within QC limits with any exceptions noted below.

### Matrix Spikes:

All percent recoveries and relative percent differences (RPDs) were within acceptance criteria with any exceptions noted below.

QC Batch: 398804

A matrix spike and/or matrix spike duplicate (MS/MSD) were performed on the following sample(s): 40235209003

M1: Matrix spike recovery exceeded QC limits. Batch accepted based on laboratory control sample (LCS) recovery.

- MS (Lab ID: 2303164)
  - Benzene
- MSD (Lab ID: 2303165)
  - Benzene

### Additional Comments:

This data package has been reviewed for quality and completeness and is approved for release.

## REPORT OF LABORATORY ANALYSIS

This report shall not be reproduced, except in full,  
without the written consent of Pace Analytical Services, LLC.

### ANALYTICAL RESULTS

Project: WISUP211 SUPERIOR TERMINAL  
Pace Project No.: 40234744

**Sample: MW-46D**      **Lab ID: 40234744001**      Collected: 10/04/21 14:43      Received: 10/08/21 09:15      Matrix: Water

| Parameters                           | Results | Units | LOQ    | LOD  | DF | Prepared | Analyzed       | CAS No.     | Qual |
|--------------------------------------|---------|-------|--------|------|----|----------|----------------|-------------|------|
| <b>WIGRO GCV</b>                     |         |       |        |      |    |          |                |             |      |
| Analytical Method: WI MOD GRO        |         |       |        |      |    |          |                |             |      |
| Pace Analytical Services - Green Bay |         |       |        |      |    |          |                |             |      |
| Benzene                              | <0.14   | ug/L  | 1.0    | 0.14 | 1  |          | 10/14/21 16:22 | 71-43-2     |      |
| Ethylbenzene                         | <0.33   | ug/L  | 1.0    | 0.33 | 1  |          | 10/14/21 16:22 | 100-41-4    |      |
| Methyl-tert-butyl ether              | <0.32   | ug/L  | 1.0    | 0.32 | 1  |          | 10/14/21 16:22 | 1634-04-4   |      |
| Naphthalene                          | <0.51   | ug/L  | 1.0    | 0.51 | 1  |          | 10/14/21 16:22 | 91-20-3     |      |
| Toluene                              | <0.16   | ug/L  | 1.0    | 0.16 | 1  |          | 10/14/21 16:22 | 108-88-3    |      |
| 1,2,4-Trimethylbenzene               | <0.34   | ug/L  | 1.0    | 0.34 | 1  |          | 10/14/21 16:22 | 95-63-6     |      |
| 1,3,5-Trimethylbenzene               | <0.33   | ug/L  | 1.0    | 0.33 | 1  |          | 10/14/21 16:22 | 108-67-8    |      |
| m&p-Xylene                           | 1.3J    | ug/L  | 2.0    | 0.32 | 1  |          | 10/14/21 16:22 | 179601-23-1 |      |
| o-Xylene                             | <0.15   | ug/L  | 1.0    | 0.15 | 1  |          | 10/14/21 16:22 | 95-47-6     |      |
| <b>Surrogates</b>                    |         |       |        |      |    |          |                |             |      |
| a,a,a-Trifluorotoluene (S)           | 102     | %     | 80-120 |      | 1  |          | 10/14/21 16:22 | 98-08-8     |      |

**Sample: MW-40D**      **Lab ID: 40234744002**      Collected: 10/04/21 14:45      Received: 10/08/21 09:15      Matrix: Water

| Parameters                           | Results | Units | LOQ    | LOD  | DF | Prepared | Analyzed       | CAS No.     | Qual |
|--------------------------------------|---------|-------|--------|------|----|----------|----------------|-------------|------|
| <b>WIGRO GCV</b>                     |         |       |        |      |    |          |                |             |      |
| Analytical Method: WI MOD GRO        |         |       |        |      |    |          |                |             |      |
| Pace Analytical Services - Green Bay |         |       |        |      |    |          |                |             |      |
| Benzene                              | <0.14   | ug/L  | 1.0    | 0.14 | 1  |          | 10/13/21 15:57 | 71-43-2     |      |
| Ethylbenzene                         | <0.33   | ug/L  | 1.0    | 0.33 | 1  |          | 10/13/21 15:57 | 100-41-4    |      |
| Methyl-tert-butyl ether              | <0.32   | ug/L  | 1.0    | 0.32 | 1  |          | 10/13/21 15:57 | 1634-04-4   |      |
| Naphthalene                          | <0.51   | ug/L  | 1.0    | 0.51 | 1  |          | 10/13/21 15:57 | 91-20-3     |      |
| Toluene                              | <0.16   | ug/L  | 1.0    | 0.16 | 1  |          | 10/13/21 15:57 | 108-88-3    |      |
| 1,2,4-Trimethylbenzene               | <0.34   | ug/L  | 1.0    | 0.34 | 1  |          | 10/13/21 15:57 | 95-63-6     |      |
| 1,3,5-Trimethylbenzene               | <0.33   | ug/L  | 1.0    | 0.33 | 1  |          | 10/13/21 15:57 | 108-67-8    |      |
| m&p-Xylene                           | <0.32   | ug/L  | 2.0    | 0.32 | 1  |          | 10/13/21 15:57 | 179601-23-1 |      |
| o-Xylene                             | <0.15   | ug/L  | 1.0    | 0.15 | 1  |          | 10/13/21 15:57 | 95-47-6     |      |
| <b>Surrogates</b>                    |         |       |        |      |    |          |                |             |      |
| a,a,a-Trifluorotoluene (S)           | 103     | %     | 80-120 |      | 1  |          | 10/13/21 15:57 | 98-08-8     |      |

**Sample: MWM-2D**      **Lab ID: 40234744003**      Collected: 10/04/21 15:40      Received: 10/08/21 09:15      Matrix: Water

| Parameters                           | Results | Units | LOQ | LOD  | DF | Prepared | Analyzed       | CAS No.   | Qual |
|--------------------------------------|---------|-------|-----|------|----|----------|----------------|-----------|------|
| <b>WIGRO GCV</b>                     |         |       |     |      |    |          |                |           |      |
| Analytical Method: WI MOD GRO        |         |       |     |      |    |          |                |           |      |
| Pace Analytical Services - Green Bay |         |       |     |      |    |          |                |           |      |
| Benzene                              | <0.14   | ug/L  | 1.0 | 0.14 | 1  |          | 10/13/21 16:23 | 71-43-2   |      |
| Ethylbenzene                         | <0.33   | ug/L  | 1.0 | 0.33 | 1  |          | 10/13/21 16:23 | 100-41-4  |      |
| Methyl-tert-butyl ether              | <0.32   | ug/L  | 1.0 | 0.32 | 1  |          | 10/13/21 16:23 | 1634-04-4 |      |
| Naphthalene                          | <0.51   | ug/L  | 1.0 | 0.51 | 1  |          | 10/13/21 16:23 | 91-20-3   |      |
| Toluene                              | 0.26J   | ug/L  | 1.0 | 0.16 | 1  |          | 10/13/21 16:23 | 108-88-3  |      |
| 1,2,4-Trimethylbenzene               | <0.34   | ug/L  | 1.0 | 0.34 | 1  |          | 10/13/21 16:23 | 95-63-6   |      |

### REPORT OF LABORATORY ANALYSIS

This report shall not be reproduced, except in full,  
without the written consent of Pace Analytical Services, LLC.

### ANALYTICAL RESULTS

Project: WISUP211 SUPERIOR TERMINAL  
Pace Project No.: 40234744

| Sample: MWM-2D      Lab ID: 40234744003      Collected: 10/04/21 15:40      Received: 10/08/21 09:15      Matrix: Water |         |       |        |      |    |          |                |             |      |
|---|---------|-------|--------|------|----|----------|----------------|-------------|------|
| Parameters  | Results | Units | LOQ    | LOD  | DF | Prepared | Analyzed       | CAS No.     | Qual |
| <b>WIGRO GCV</b>  |         |       |        |      |    |          |                |             |      |
| Analytical Method: WI MOD GRO   |         |       |        |      |    |          |                |             |      |
| Pace Analytical Services - Green Bay  |         |       |        |      |    |          |                |             |      |
| 1,3,5-Trimethylbenzene  | <0.33   | ug/L  | 1.0    | 0.33 | 1  |          | 10/13/21 16:23 | 108-67-8    |      |
| m&p-Xylene  | <0.32   | ug/L  | 2.0    | 0.32 | 1  |          | 10/13/21 16:23 | 179601-23-1 |      |
| o-Xylene  | <0.15   | ug/L  | 1.0    | 0.15 | 1  |          | 10/13/21 16:23 | 95-47-6     |      |
| <b>Surrogates</b>   |         |       |        |      |    |          |                |             |      |
| a,a,a-Trifluorotoluene (S)  | 102     | %     | 80-120 |      | 1  |          | 10/13/21 16:23 | 98-08-8     | pH   |

| Sample: MWOW-2D      Lab ID: 40234744004      Collected: 10/04/21 16:10      Received: 10/08/21 09:15      Matrix: Water |         |       |        |      |    |          |                |             |      |
|--|---------|-------|--------|------|----|----------|----------------|-------------|------|
| Parameters   | Results | Units | LOQ    | LOD  | DF | Prepared | Analyzed       | CAS No.     | Qual |
| <b>WIGRO GCV</b>   |         |       |        |      |    |          |                |             |      |
| Analytical Method: WI MOD GRO  |         |       |        |      |    |          |                |             |      |
| Pace Analytical Services - Green Bay   |         |       |        |      |    |          |                |             |      |
| Benzene  | <0.14   | ug/L  | 1.0    | 0.14 | 1  |          | 10/13/21 16:49 | 71-43-2     |      |
| Ethylbenzene   | <0.33   | ug/L  | 1.0    | 0.33 | 1  |          | 10/13/21 16:49 | 100-41-4    |      |
| Methyl-tert-butyl ether  | <0.32   | ug/L  | 1.0    | 0.32 | 1  |          | 10/13/21 16:49 | 1634-04-4   |      |
| Naphthalene  | <0.51   | ug/L  | 1.0    | 0.51 | 1  |          | 10/13/21 16:49 | 91-20-3     |      |
| Toluene  | <0.16   | ug/L  | 1.0    | 0.16 | 1  |          | 10/13/21 16:49 | 108-88-3    |      |
| 1,2,4-Trimethylbenzene   | <0.34   | ug/L  | 1.0    | 0.34 | 1  |          | 10/13/21 16:49 | 95-63-6     |      |
| 1,3,5-Trimethylbenzene   | <0.33   | ug/L  | 1.0    | 0.33 | 1  |          | 10/13/21 16:49 | 108-67-8    |      |
| m&p-Xylene   | <0.32   | ug/L  | 2.0    | 0.32 | 1  |          | 10/13/21 16:49 | 179601-23-1 |      |
| o-Xylene   | <0.15   | ug/L  | 1.0    | 0.15 | 1  |          | 10/13/21 16:49 | 95-47-6     |      |
| <b>Surrogates</b>  |         |       |        |      |    |          |                |             |      |
| a,a,a-Trifluorotoluene (S)   | 104     | %     | 80-120 |      | 1  |          | 10/13/21 16:49 | 98-08-8     |      |

| Sample: MW-49S      Lab ID: 40234744005      Collected: 10/04/21 16:20      Received: 10/08/21 09:15      Matrix: Water |         |       |        |      |    |          |                |             |      |
|---|---------|-------|--------|------|----|----------|----------------|-------------|------|
| Parameters  | Results | Units | LOQ    | LOD  | DF | Prepared | Analyzed       | CAS No.     | Qual |
| <b>WIGRO GCV</b>  |         |       |        |      |    |          |                |             |      |
| Analytical Method: WI MOD GRO   |         |       |        |      |    |          |                |             |      |
| Pace Analytical Services - Green Bay  |         |       |        |      |    |          |                |             |      |
| Benzene   | 0.32J   | ug/L  | 1.0    | 0.14 | 1  |          | 10/13/21 17:14 | 71-43-2     |      |
| Ethylbenzene  | <0.33   | ug/L  | 1.0    | 0.33 | 1  |          | 10/13/21 17:14 | 100-41-4    |      |
| Methyl-tert-butyl ether   | <0.32   | ug/L  | 1.0    | 0.32 | 1  |          | 10/13/21 17:14 | 1634-04-4   |      |
| Naphthalene   | <0.51   | ug/L  | 1.0    | 0.51 | 1  |          | 10/13/21 17:14 | 91-20-3     |      |
| Toluene   | <0.16   | ug/L  | 1.0    | 0.16 | 1  |          | 10/13/21 17:14 | 108-88-3    |      |
| 1,2,4-Trimethylbenzene  | <0.34   | ug/L  | 1.0    | 0.34 | 1  |          | 10/13/21 17:14 | 95-63-6     |      |
| 1,3,5-Trimethylbenzene  | <0.33   | ug/L  | 1.0    | 0.33 | 1  |          | 10/13/21 17:14 | 108-67-8    |      |
| m&p-Xylene  | <0.32   | ug/L  | 2.0    | 0.32 | 1  |          | 10/13/21 17:14 | 179601-23-1 |      |
| o-Xylene  | <0.15   | ug/L  | 1.0    | 0.15 | 1  |          | 10/13/21 17:14 | 95-47-6     |      |
| <b>Surrogates</b>   |         |       |        |      |    |          |                |             |      |
| a,a,a-Trifluorotoluene (S)  | 102     | %     | 80-120 |      | 1  |          | 10/13/21 17:14 | 98-08-8     |      |

### REPORT OF LABORATORY ANALYSIS

This report shall not be reproduced, except in full,  
without the written consent of Pace Analytical Services, LLC.

### ANALYTICAL RESULTS

Project: WISUP211 SUPERIOR TERMINAL  
Pace Project No.: 40234744

**Sample: MW-41D**      **Lab ID: 40234744006**      Collected: 10/05/21 09:40      Received: 10/08/21 09:15      Matrix: Water

| Parameters                           | Results | Units | LOQ    | LOD  | DF | Prepared | Analyzed       | CAS No.     | Qual |
|--------------------------------------|---------|-------|--------|------|----|----------|----------------|-------------|------|
| <b>WIGRO GCV</b>                     |         |       |        |      |    |          |                |             |      |
| Analytical Method: WI MOD GRO        |         |       |        |      |    |          |                |             |      |
| Pace Analytical Services - Green Bay |         |       |        |      |    |          |                |             |      |
| Benzene                              | 3.8     | ug/L  | 1.0    | 0.14 | 1  |          | 10/13/21 17:40 | 71-43-2     |      |
| Ethylbenzene                         | <0.33   | ug/L  | 1.0    | 0.33 | 1  |          | 10/13/21 17:40 | 100-41-4    |      |
| Methyl-tert-butyl ether              | <0.32   | ug/L  | 1.0    | 0.32 | 1  |          | 10/13/21 17:40 | 1634-04-4   |      |
| Naphthalene                          | <0.51   | ug/L  | 1.0    | 0.51 | 1  |          | 10/13/21 17:40 | 91-20-3     |      |
| Toluene                              | <0.16   | ug/L  | 1.0    | 0.16 | 1  |          | 10/13/21 17:40 | 108-88-3    |      |
| 1,2,4-Trimethylbenzene               | <0.34   | ug/L  | 1.0    | 0.34 | 1  |          | 10/13/21 17:40 | 95-63-6     |      |
| 1,3,5-Trimethylbenzene               | <0.33   | ug/L  | 1.0    | 0.33 | 1  |          | 10/13/21 17:40 | 108-67-8    |      |
| m&p-Xylene                           | <0.32   | ug/L  | 2.0    | 0.32 | 1  |          | 10/13/21 17:40 | 179601-23-1 |      |
| o-Xylene                             | <0.15   | ug/L  | 1.0    | 0.15 | 1  |          | 10/13/21 17:40 | 95-47-6     |      |
| <b>Surrogates</b>                    |         |       |        |      |    |          |                |             |      |
| a,a,a-Trifluorotoluene (S)           | 101     | %     | 80-120 |      | 1  |          | 10/13/21 17:40 | 98-08-8     |      |

**Sample: MWBD-1D**      **Lab ID: 40234744007**      Collected: 10/05/21 09:15      Received: 10/08/21 09:15      Matrix: Water

| Parameters                           | Results | Units | LOQ    | LOD  | DF | Prepared | Analyzed       | CAS No.     | Qual |
|--------------------------------------|---------|-------|--------|------|----|----------|----------------|-------------|------|
| <b>WIGRO GCV</b>                     |         |       |        |      |    |          |                |             |      |
| Analytical Method: WI MOD GRO        |         |       |        |      |    |          |                |             |      |
| Pace Analytical Services - Green Bay |         |       |        |      |    |          |                |             |      |
| Benzene                              | 68.5    | ug/L  | 1.0    | 0.14 | 1  |          | 10/13/21 18:06 | 71-43-2     |      |
| Ethylbenzene                         | <0.33   | ug/L  | 1.0    | 0.33 | 1  |          | 10/13/21 18:06 | 100-41-4    |      |
| Methyl-tert-butyl ether              | <0.32   | ug/L  | 1.0    | 0.32 | 1  |          | 10/13/21 18:06 | 1634-04-4   |      |
| Naphthalene                          | <0.51   | ug/L  | 1.0    | 0.51 | 1  |          | 10/13/21 18:06 | 91-20-3     |      |
| Toluene                              | <0.16   | ug/L  | 1.0    | 0.16 | 1  |          | 10/13/21 18:06 | 108-88-3    |      |
| 1,2,4-Trimethylbenzene               | <0.34   | ug/L  | 1.0    | 0.34 | 1  |          | 10/13/21 18:06 | 95-63-6     |      |
| 1,3,5-Trimethylbenzene               | <0.33   | ug/L  | 1.0    | 0.33 | 1  |          | 10/13/21 18:06 | 108-67-8    |      |
| m&p-Xylene                           | <0.32   | ug/L  | 2.0    | 0.32 | 1  |          | 10/13/21 18:06 | 179601-23-1 |      |
| o-Xylene                             | <0.15   | ug/L  | 1.0    | 0.15 | 1  |          | 10/13/21 18:06 | 95-47-6     |      |
| <b>Surrogates</b>                    |         |       |        |      |    |          |                |             |      |
| a,a,a-Trifluorotoluene (S)           | 100     | %     | 80-120 |      | 1  |          | 10/13/21 18:06 | 98-08-8     |      |

**Sample: MW-45D**      **Lab ID: 40234744008**      Collected: 10/05/21 10:55      Received: 10/08/21 09:15      Matrix: Water

| Parameters                           | Results | Units | LOQ | LOD  | DF | Prepared | Analyzed       | CAS No.   | Qual |
|--------------------------------------|---------|-------|-----|------|----|----------|----------------|-----------|------|
| <b>WIGRO GCV</b>                     |         |       |     |      |    |          |                |           |      |
| Analytical Method: WI MOD GRO        |         |       |     |      |    |          |                |           |      |
| Pace Analytical Services - Green Bay |         |       |     |      |    |          |                |           |      |
| Benzene                              | 104     | ug/L  | 1.0 | 0.14 | 1  |          | 10/13/21 18:32 | 71-43-2   |      |
| Ethylbenzene                         | <0.33   | ug/L  | 1.0 | 0.33 | 1  |          | 10/13/21 18:32 | 100-41-4  |      |
| Methyl-tert-butyl ether              | <0.32   | ug/L  | 1.0 | 0.32 | 1  |          | 10/13/21 18:32 | 1634-04-4 |      |
| Naphthalene                          | <0.51   | ug/L  | 1.0 | 0.51 | 1  |          | 10/13/21 18:32 | 91-20-3   |      |
| Toluene                              | <0.16   | ug/L  | 1.0 | 0.16 | 1  |          | 10/13/21 18:32 | 108-88-3  |      |
| 1,2,4-Trimethylbenzene               | <0.34   | ug/L  | 1.0 | 0.34 | 1  |          | 10/13/21 18:32 | 95-63-6   |      |

### REPORT OF LABORATORY ANALYSIS

This report shall not be reproduced, except in full,  
without the written consent of Pace Analytical Services, LLC.

### ANALYTICAL RESULTS

Project: WISUP211 SUPERIOR TERMINAL  
Pace Project No.: 40234744

| Parameters  | Results | Units | LOQ    | LOD  | DF | Prepared | Analyzed       | CAS No.     | Qual |
|---|---------|-------|--------|------|----|----------|----------------|-------------|------|
| <b>Sample: MW-45D</b> <b>Lab ID: 40234744008</b> Collected: 10/05/21 10:55      Received: 10/08/21 09:15      Matrix: Water |         |       |        |      |    |          |                |             |      |
| Analytical Method: WI MOD GRO<br>Pace Analytical Services - Green Bay   |         |       |        |      |    |          |                |             |      |
| 1,3,5-Trimethylbenzene  | <0.33   | ug/L  | 1.0    | 0.33 | 1  |          | 10/13/21 18:32 | 108-67-8    |      |
| m&p-Xylene  | <0.32   | ug/L  | 2.0    | 0.32 | 1  |          | 10/13/21 18:32 | 179601-23-1 |      |
| o-Xylene  | <0.15   | ug/L  | 1.0    | 0.15 | 1  |          | 10/13/21 18:32 | 95-47-6     |      |
| <b>Surrogates</b>   |         |       |        |      |    |          |                |             |      |
| a,a,a-Trifluorotoluene (S)  | 98      | %     | 80-120 |      | 1  |          | 10/13/21 18:32 | 98-08-8     |      |

| Parameters  | Results | Units | LOQ    | LOD  | DF  | Prepared | Analyzed       | CAS No.     | Qual |
|---|---------|-------|--------|------|-----|----------|----------------|-------------|------|
| <b>Sample: MWRR-1DR</b> <b>Lab ID: 40234744009</b> Collected: 10/05/21 09:45      Received: 10/08/21 09:15      Matrix: Water |         |       |        |      |     |          |                |             |      |
| Analytical Method: WI MOD GRO<br>Pace Analytical Services - Green Bay   |         |       |        |      |     |          |                |             |      |
| Benzene   | 302     | ug/L  | 2.5    | 0.36 | 2.5 |          | 10/14/21 03:10 | 71-43-2     |      |
| Ethylbenzene  | <0.82   | ug/L  | 2.5    | 0.82 | 2.5 |          | 10/14/21 03:10 | 100-41-4    |      |
| Methyl-tert-butyl ether   | 1.6J    | ug/L  | 2.5    | 0.80 | 2.5 |          | 10/14/21 03:10 | 1634-04-4   |      |
| Naphthalene   | <1.3    | ug/L  | 2.5    | 1.3  | 2.5 |          | 10/14/21 03:10 | 91-20-3     |      |
| Toluene   | 5.6     | ug/L  | 2.5    | 0.41 | 2.5 |          | 10/14/21 03:10 | 108-88-3    |      |
| 1,2,4-Trimethylbenzene  | <0.86   | ug/L  | 2.5    | 0.86 | 2.5 |          | 10/14/21 03:10 | 95-63-6     |      |
| 1,3,5-Trimethylbenzene  | <0.82   | ug/L  | 2.5    | 0.82 | 2.5 |          | 10/14/21 03:10 | 108-67-8    |      |
| m&p-Xylene  | <0.80   | ug/L  | 5.0    | 0.80 | 2.5 |          | 10/14/21 03:10 | 179601-23-1 |      |
| o-Xylene  | 4.3     | ug/L  | 2.5    | 0.38 | 2.5 |          | 10/14/21 03:10 | 95-47-6     |      |
| <b>Surrogates</b>   |         |       |        |      |     |          |                |             |      |
| a,a,a-Trifluorotoluene (S)  | 100     | %     | 80-120 |      | 2.5 |          | 10/14/21 03:10 | 98-08-8     | pH   |

| Parameters   | Results | Units | LOQ    | LOD | DF | Prepared | Analyzed       | CAS No.     | Qual |
|--|---------|-------|--------|-----|----|----------|----------------|-------------|------|
| <b>Sample: MW-37DD</b> <b>Lab ID: 40234744010</b> Collected: 10/05/21 11:20      Received: 10/08/21 09:15      Matrix: Water |         |       |        |     |    |          |                |             |      |
| Analytical Method: WI MOD GRO<br>Pace Analytical Services - Green Bay  |         |       |        |     |    |          |                |             |      |
| Benzene  | 1060    | ug/L  | 10.0   | 1.4 | 10 |          | 10/14/21 01:26 | 71-43-2     |      |
| Ethylbenzene   | <3.3    | ug/L  | 10.0   | 3.3 | 10 |          | 10/14/21 01:26 | 100-41-4    |      |
| Methyl-tert-butyl ether  | <3.2    | ug/L  | 10.0   | 3.2 | 10 |          | 10/14/21 01:26 | 1634-04-4   |      |
| Naphthalene  | <5.1    | ug/L  | 10.0   | 5.1 | 10 |          | 10/14/21 01:26 | 91-20-3     |      |
| Toluene  | <1.6    | ug/L  | 10.0   | 1.6 | 10 |          | 10/14/21 01:26 | 108-88-3    |      |
| 1,2,4-Trimethylbenzene   | <3.4    | ug/L  | 10.0   | 3.4 | 10 |          | 10/14/21 01:26 | 95-63-6     |      |
| 1,3,5-Trimethylbenzene   | <3.3    | ug/L  | 10.0   | 3.3 | 10 |          | 10/14/21 01:26 | 108-67-8    |      |
| m&p-Xylene   | <3.2    | ug/L  | 20.0   | 3.2 | 10 |          | 10/14/21 01:26 | 179601-23-1 |      |
| o-Xylene   | <1.5    | ug/L  | 10.0   | 1.5 | 10 |          | 10/14/21 01:26 | 95-47-6     |      |
| <b>Surrogates</b>  |         |       |        |     |    |          |                |             |      |
| a,a,a-Trifluorotoluene (S)   | 98      | %     | 80-120 |     | 10 |          | 10/14/21 01:26 | 98-08-8     |      |

### REPORT OF LABORATORY ANALYSIS

This report shall not be reproduced, except in full,  
without the written consent of Pace Analytical Services, LLC.



### ANALYTICAL RESULTS

Project: WISUP211 SUPERIOR TERMINAL  
Pace Project No.: 40234744

| <b>Sample: MWM-10D</b>   |         |       |        |     |    |          |                |             |      |
|--|---------|-------|--------|-----|----|----------|----------------|-------------|------|
| <b>Lab ID: 40234744011</b>                                       |         |       |        |     |    |          |                |             |      |
| Collected: 10/05/21 11:48 Received: 10/08/21 09:15 Matrix: Water |         |       |        |     |    |          |                |             |      |
| Parameters   | Results | Units | LOQ    | LOD | DF | Prepared | Analyzed       | CAS No.     | Qual |
| <b>WIGRO GCV</b>   |         |       |        |     |    |          |                |             |      |
| Analytical Method: WI MOD GRO                                    |         |       |        |     |    |          |                |             |      |
| Pace Analytical Services - Green Bay                             |         |       |        |     |    |          |                |             |      |
| Benzene  | 1380    | ug/L  | 10.0   | 1.4 | 10 |          | 10/14/21 01:52 | 71-43-2     |      |
| Ethylbenzene   | 10.8    | ug/L  | 10.0   | 3.3 | 10 |          | 10/14/21 01:52 | 100-41-4    |      |
| Methyl-tert-butyl ether  | 8.9J    | ug/L  | 10.0   | 3.2 | 10 |          | 10/14/21 01:52 | 1634-04-4   |      |
| Naphthalene  | 13.1    | ug/L  | 10.0   | 5.1 | 10 |          | 10/14/21 01:52 | 91-20-3     |      |
| Toluene  | 33.2    | ug/L  | 10.0   | 1.6 | 10 |          | 10/14/21 01:52 | 108-88-3    |      |
| 1,2,4-Trimethylbenzene   | 5.9J    | ug/L  | 10.0   | 3.4 | 10 |          | 10/14/21 01:52 | 95-63-6     |      |
| 1,3,5-Trimethylbenzene   | 3.9J    | ug/L  | 10.0   | 3.3 | 10 |          | 10/14/21 01:52 | 108-67-8    |      |
| m&p-Xylene   | 36.2    | ug/L  | 20.0   | 3.2 | 10 |          | 10/14/21 01:52 | 179601-23-1 |      |
| o-Xylene   | 2.1J    | ug/L  | 10.0   | 1.5 | 10 |          | 10/14/21 01:52 | 95-47-6     |      |
| <b>Surrogates</b>  |         |       |        |     |    |          |                |             |      |
| a,a,a-Trifluorotoluene (S)                                       | 102     | %     | 80-120 |     | 10 |          | 10/14/21 01:52 | 98-08-8     |      |

| <b>Sample: MW-36D</b>  |         |       |        |     |    |          |                |             |      |
|--|---------|-------|--------|-----|----|----------|----------------|-------------|------|
| <b>Lab ID: 40234744012</b>                                       |         |       |        |     |    |          |                |             |      |
| Collected: 10/05/21 12:05 Received: 10/08/21 09:15 Matrix: Water |         |       |        |     |    |          |                |             |      |
| Parameters   | Results | Units | LOQ    | LOD | DF | Prepared | Analyzed       | CAS No.     | Qual |
| <b>WIGRO GCV</b>   |         |       |        |     |    |          |                |             |      |
| Analytical Method: WI MOD GRO                                    |         |       |        |     |    |          |                |             |      |
| Pace Analytical Services - Green Bay                             |         |       |        |     |    |          |                |             |      |
| Benzene  | 1360    | ug/L  | 10.0   | 1.4 | 10 |          | 10/14/21 02:18 | 71-43-2     |      |
| Ethylbenzene   | 7.3J    | ug/L  | 10.0   | 3.3 | 10 |          | 10/14/21 02:18 | 100-41-4    |      |
| Methyl-tert-butyl ether  | 3.5J    | ug/L  | 10.0   | 3.2 | 10 |          | 10/14/21 02:18 | 1634-04-4   |      |
| Naphthalene  | <5.1    | ug/L  | 10.0   | 5.1 | 10 |          | 10/14/21 02:18 | 91-20-3     |      |
| Toluene  | 14.1    | ug/L  | 10.0   | 1.6 | 10 |          | 10/14/21 02:18 | 108-88-3    |      |
| 1,2,4-Trimethylbenzene   | <3.4    | ug/L  | 10.0   | 3.4 | 10 |          | 10/14/21 02:18 | 95-63-6     |      |
| 1,3,5-Trimethylbenzene   | <3.3    | ug/L  | 10.0   | 3.3 | 10 |          | 10/14/21 02:18 | 108-67-8    |      |
| m&p-Xylene   | 3.6J    | ug/L  | 20.0   | 3.2 | 10 |          | 10/14/21 02:18 | 179601-23-1 |      |
| o-Xylene   | <1.5    | ug/L  | 10.0   | 1.5 | 10 |          | 10/14/21 02:18 | 95-47-6     |      |
| <b>Surrogates</b>  |         |       |        |     |    |          |                |             |      |
| a,a,a-Trifluorotoluene (S)                                       | 98      | %     | 80-120 |     | 10 |          | 10/14/21 02:18 | 98-08-8     |      |

| <b>Sample: MW-30D</b>  |         |       |      |      |    |          |                |           |      |
|--|---------|-------|------|------|----|----------|----------------|-----------|------|
| <b>Lab ID: 40234744013</b>                                       |         |       |      |      |    |          |                |           |      |
| Collected: 10/05/21 13:55 Received: 10/08/21 09:15 Matrix: Water |         |       |      |      |    |          |                |           |      |
| Parameters   | Results | Units | LOQ  | LOD  | DF | Prepared | Analyzed       | CAS No.   | Qual |
| <b>WIGRO GCV</b>   |         |       |      |      |    |          |                |           |      |
| Analytical Method: WI MOD GRO                                    |         |       |      |      |    |          |                |           |      |
| Pace Analytical Services - Green Bay                             |         |       |      |      |    |          |                |           |      |
| Benzene  | 1910    | ug/L  | 20.0 | 2.9  | 20 |          | 10/13/21 22:00 | 71-43-2   |      |
| Ethylbenzene   | 75.4    | ug/L  | 20.0 | 6.6  | 20 |          | 10/13/21 22:00 | 100-41-4  |      |
| Methyl-tert-butyl ether  | <6.4    | ug/L  | 20.0 | 6.4  | 20 |          | 10/13/21 22:00 | 1634-04-4 |      |
| Naphthalene  | 163     | ug/L  | 20.0 | 10.1 | 20 |          | 10/13/21 22:00 | 91-20-3   |      |
| Toluene  | 62.0    | ug/L  | 20.0 | 3.3  | 20 |          | 10/13/21 22:00 | 108-88-3  |      |
| 1,2,4-Trimethylbenzene   | <6.8    | ug/L  | 20.0 | 6.8  | 20 |          | 10/13/21 22:00 | 95-63-6   |      |

### REPORT OF LABORATORY ANALYSIS

This report shall not be reproduced, except in full,  
without the written consent of Pace Analytical Services, LLC.

### ANALYTICAL RESULTS

Project: WISUP211 SUPERIOR TERMINAL

Pace Project No.: 40234744

**Sample: MW-30D**      **Lab ID: 40234744013**      Collected: 10/05/21 13:55      Received: 10/08/21 09:15      Matrix: Water

| Parameters                           | Results | Units | LOQ    | LOD | DF | Prepared | Analyzed       | CAS No.     | Qual |
|--------------------------------------|---------|-------|--------|-----|----|----------|----------------|-------------|------|
| <b>WIGRO GCV</b>                     |         |       |        |     |    |          |                |             |      |
| Analytical Method: WI MOD GRO        |         |       |        |     |    |          |                |             |      |
| Pace Analytical Services - Green Bay |         |       |        |     |    |          |                |             |      |
| 1,3,5-Trimethylbenzene               | <6.6    | ug/L  | 20.0   | 6.6 | 20 |          | 10/13/21 22:00 | 108-67-8    |      |
| m&p-Xylene                           | 56.1    | ug/L  | 40.0   | 6.4 | 20 |          | 10/13/21 22:00 | 179601-23-1 |      |
| o-Xylene                             | <3.0    | ug/L  | 20.0   | 3.0 | 20 |          | 10/13/21 22:00 | 95-47-6     |      |
| <b>Surrogates</b>                    |         |       |        |     |    |          |                |             |      |
| a,a,a-Trifluorotoluene (S)           | 104     | %     | 80-120 |     | 20 |          | 10/13/21 22:00 | 98-08-8     |      |

**Sample: MWM-9RD**      **Lab ID: 40234744014**      Collected: 10/05/21 14:00      Received: 10/08/21 09:15      Matrix: Water

| Parameters                           | Results | Units | LOQ    | LOD  | DF | Prepared | Analyzed       | CAS No.     | Qual |
|--------------------------------------|---------|-------|--------|------|----|----------|----------------|-------------|------|
| <b>WIGRO GCV</b>                     |         |       |        |      |    |          |                |             |      |
| Analytical Method: WI MOD GRO        |         |       |        |      |    |          |                |             |      |
| Pace Analytical Services - Green Bay |         |       |        |      |    |          |                |             |      |
| Benzene                              | 2350    | ug/L  | 25.0   | 3.6  | 25 |          | 10/13/21 20:42 | 71-43-2     |      |
| Ethylbenzene                         | 70.7    | ug/L  | 25.0   | 8.2  | 25 |          | 10/13/21 20:42 | 100-41-4    |      |
| Methyl-tert-butyl ether              | 480     | ug/L  | 25.0   | 8.0  | 25 |          | 10/13/21 20:42 | 1634-04-4   |      |
| Naphthalene                          | 49.5    | ug/L  | 25.0   | 12.6 | 25 |          | 10/13/21 20:42 | 91-20-3     |      |
| Toluene                              | 43.3    | ug/L  | 25.0   | 4.1  | 25 |          | 10/13/21 20:42 | 108-88-3    |      |
| 1,2,4-Trimethylbenzene               | 38.7    | ug/L  | 25.0   | 8.6  | 25 |          | 10/13/21 20:42 | 95-63-6     |      |
| 1,3,5-Trimethylbenzene               | 23.5J   | ug/L  | 25.0   | 8.2  | 25 |          | 10/13/21 20:42 | 108-67-8    |      |
| m&p-Xylene                           | 127     | ug/L  | 50.0   | 8.0  | 25 |          | 10/13/21 20:42 | 179601-23-1 |      |
| o-Xylene                             | <3.8    | ug/L  | 25.0   | 3.8  | 25 |          | 10/13/21 20:42 | 95-47-6     |      |
| <b>Surrogates</b>                    |         |       |        |      |    |          |                |             |      |
| a,a,a-Trifluorotoluene (S)           | 107     | %     | 80-120 |      | 25 |          | 10/13/21 20:42 | 98-08-8     |      |

**Sample: MW-37D**      **Lab ID: 40234744015**      Collected: 10/05/21 14:45      Received: 10/08/21 09:15      Matrix: Water

| Parameters                           | Results | Units | LOQ    | LOD  | DF | Prepared | Analyzed       | CAS No.     | Qual |
|--------------------------------------|---------|-------|--------|------|----|----------|----------------|-------------|------|
| <b>WIGRO GCV</b>                     |         |       |        |      |    |          |                |             |      |
| Analytical Method: WI MOD GRO        |         |       |        |      |    |          |                |             |      |
| Pace Analytical Services - Green Bay |         |       |        |      |    |          |                |             |      |
| Benzene                              | 2270    | ug/L  | 25.0   | 3.6  | 25 |          | 10/13/21 21:08 | 71-43-2     |      |
| Ethylbenzene                         | 23.9J   | ug/L  | 25.0   | 8.2  | 25 |          | 10/13/21 21:08 | 100-41-4    |      |
| Methyl-tert-butyl ether              | <8.0    | ug/L  | 25.0   | 8.0  | 25 |          | 10/13/21 21:08 | 1634-04-4   |      |
| Naphthalene                          | <12.6   | ug/L  | 25.0   | 12.6 | 25 |          | 10/13/21 21:08 | 91-20-3     |      |
| Toluene                              | 69.9    | ug/L  | 25.0   | 4.1  | 25 |          | 10/13/21 21:08 | 108-88-3    |      |
| 1,2,4-Trimethylbenzene               | <8.6    | ug/L  | 25.0   | 8.6  | 25 |          | 10/13/21 21:08 | 95-63-6     |      |
| 1,3,5-Trimethylbenzene               | <8.2    | ug/L  | 25.0   | 8.2  | 25 |          | 10/13/21 21:08 | 108-67-8    |      |
| m&p-Xylene                           | 37.1J   | ug/L  | 50.0   | 8.0  | 25 |          | 10/13/21 21:08 | 179601-23-1 |      |
| o-Xylene                             | <3.8    | ug/L  | 25.0   | 3.8  | 25 |          | 10/13/21 21:08 | 95-47-6     |      |
| <b>Surrogates</b>                    |         |       |        |      |    |          |                |             |      |
| a,a,a-Trifluorotoluene (S)           | 100     | %     | 80-120 |      | 25 |          | 10/13/21 21:08 | 98-08-8     |      |

### REPORT OF LABORATORY ANALYSIS

This report shall not be reproduced, except in full,  
without the written consent of Pace Analytical Services, LLC.

### ANALYTICAL RESULTS

Project: WISUP211 SUPERIOR TERMINAL  
Pace Project No.: 40234744

**Sample: MW-30S**      **Lab ID: 40234744016**      Collected: 10/05/21 14:46      Received: 10/08/21 09:15      Matrix: Water

| Parameters                           | Results | Units | LOQ    | LOD  | DF | Prepared | Analyzed       | CAS No.     | Qual |
|--------------------------------------|---------|-------|--------|------|----|----------|----------------|-------------|------|
| <b>WIGRO GCV</b>                     |         |       |        |      |    |          |                |             |      |
| Analytical Method: WI MOD GRO        |         |       |        |      |    |          |                |             |      |
| Pace Analytical Services - Green Bay |         |       |        |      |    |          |                |             |      |
| Benzene                              | 2210    | ug/L  | 20.0   | 2.9  | 20 |          | 10/14/21 01:01 | 71-43-2     |      |
| Ethylbenzene                         | 362     | ug/L  | 20.0   | 6.6  | 20 |          | 10/14/21 01:01 | 100-41-4    |      |
| Methyl-tert-butyl ether              | <6.4    | ug/L  | 20.0   | 6.4  | 20 |          | 10/14/21 01:01 | 1634-04-4   |      |
| Naphthalene                          | 309     | ug/L  | 20.0   | 10.1 | 20 |          | 10/14/21 01:01 | 91-20-3     |      |
| Toluene                              | 2130    | ug/L  | 20.0   | 3.3  | 20 |          | 10/14/21 01:01 | 108-88-3    |      |
| 1,2,4-Trimethylbenzene               | 256     | ug/L  | 20.0   | 6.8  | 20 |          | 10/14/21 01:01 | 95-63-6     |      |
| 1,3,5-Trimethylbenzene               | 71.7    | ug/L  | 20.0   | 6.6  | 20 |          | 10/14/21 01:01 | 108-67-8    |      |
| m&p-Xylene                           | 1040    | ug/L  | 40.0   | 6.4  | 20 |          | 10/14/21 01:01 | 179601-23-1 |      |
| o-Xylene                             | 488     | ug/L  | 20.0   | 3.0  | 20 |          | 10/14/21 01:01 | 95-47-6     |      |
| <b>Surrogates</b>                    |         |       |        |      |    |          |                |             |      |
| a,a,a-Trifluorotoluene (S)           | 105     | %     | 80-120 |      | 20 |          | 10/14/21 01:01 | 98-08-8     |      |

**Sample: MWT-2D**      **Lab ID: 40234744017**      Collected: 10/05/21 15:45      Received: 10/08/21 09:15      Matrix: Water

| Parameters                           | Results | Units | LOQ    | LOD  | DF | Prepared | Analyzed       | CAS No.     | Qual |
|--------------------------------------|---------|-------|--------|------|----|----------|----------------|-------------|------|
| <b>WIGRO GCV</b>                     |         |       |        |      |    |          |                |             |      |
| Analytical Method: WI MOD GRO        |         |       |        |      |    |          |                |             |      |
| Pace Analytical Services - Green Bay |         |       |        |      |    |          |                |             |      |
| Benzene                              | 2520    | ug/L  | 25.0   | 3.6  | 25 |          | 10/13/21 21:34 | 71-43-2     |      |
| Ethylbenzene                         | 225     | ug/L  | 25.0   | 8.2  | 25 |          | 10/13/21 21:34 | 100-41-4    |      |
| Methyl-tert-butyl ether              | 111     | ug/L  | 25.0   | 8.0  | 25 |          | 10/13/21 21:34 | 1634-04-4   |      |
| Naphthalene                          | 93.6    | ug/L  | 25.0   | 12.6 | 25 |          | 10/13/21 21:34 | 91-20-3     |      |
| Toluene                              | 134     | ug/L  | 25.0   | 4.1  | 25 |          | 10/13/21 21:34 | 108-88-3    |      |
| 1,2,4-Trimethylbenzene               | 79.6    | ug/L  | 25.0   | 8.6  | 25 |          | 10/13/21 21:34 | 95-63-6     |      |
| 1,3,5-Trimethylbenzene               | 36.2    | ug/L  | 25.0   | 8.2  | 25 |          | 10/13/21 21:34 | 108-67-8    |      |
| m&p-Xylene                           | 234     | ug/L  | 50.0   | 8.0  | 25 |          | 10/13/21 21:34 | 179601-23-1 |      |
| o-Xylene                             | 19.1J   | ug/L  | 25.0   | 3.8  | 25 |          | 10/13/21 21:34 | 95-47-6     |      |
| <b>Surrogates</b>                    |         |       |        |      |    |          |                |             |      |
| a,a,a-Trifluorotoluene (S)           | 103     | %     | 80-120 |      | 25 |          | 10/13/21 21:34 | 98-08-8     |      |

**Sample: MWM-7D**      **Lab ID: 40234744018**      Collected: 10/05/21 15:50      Received: 10/08/21 09:15      Matrix: Water

| Parameters                           | Results | Units | LOQ  | LOD  | DF | Prepared | Analyzed       | CAS No.   | Qual |
|--------------------------------------|---------|-------|------|------|----|----------|----------------|-----------|------|
| <b>WIGRO GCV</b>                     |         |       |      |      |    |          |                |           |      |
| Analytical Method: WI MOD GRO        |         |       |      |      |    |          |                |           |      |
| Pace Analytical Services - Green Bay |         |       |      |      |    |          |                |           |      |
| Benzene                              | 2650    | ug/L  | 20.0 | 2.9  | 20 |          | 10/13/21 22:26 | 71-43-2   |      |
| Ethylbenzene                         | 65.0    | ug/L  | 20.0 | 6.6  | 20 |          | 10/13/21 22:26 | 100-41-4  |      |
| Methyl-tert-butyl ether              | <6.4    | ug/L  | 20.0 | 6.4  | 20 |          | 10/13/21 22:26 | 1634-04-4 |      |
| Naphthalene                          | <10.1   | ug/L  | 20.0 | 10.1 | 20 |          | 10/13/21 22:26 | 91-20-3   |      |
| Toluene                              | 58.7    | ug/L  | 20.0 | 3.3  | 20 |          | 10/13/21 22:26 | 108-88-3  |      |
| 1,2,4-Trimethylbenzene               | 9.7J    | ug/L  | 20.0 | 6.8  | 20 |          | 10/13/21 22:26 | 95-63-6   |      |

### REPORT OF LABORATORY ANALYSIS

This report shall not be reproduced, except in full,  
without the written consent of Pace Analytical Services, LLC.

### ANALYTICAL RESULTS

Project: WISUP211 SUPERIOR TERMINAL

Pace Project No.: 40234744

| Parameters  | Results | Units | LOQ    | LOD | DF | Prepared | Analyzed       | CAS No.     | Qual |
|---|---------|-------|--------|-----|----|----------|----------------|-------------|------|
| <b>Sample: MWM-7D</b> <b>Lab ID: 40234744018</b> Collected: 10/05/21 15:50      Received: 10/08/21 09:15      Matrix: Water |         |       |        |     |    |          |                |             |      |
| Analytical Method: WI MOD GRO<br>Pace Analytical Services - Green Bay   |         |       |        |     |    |          |                |             |      |
| 1,3,5-Trimethylbenzene  | <6.6    | ug/L  | 20.0   | 6.6 | 20 |          | 10/13/21 22:26 | 108-67-8    |      |
| m&p-Xylene  | 59.9    | ug/L  | 40.0   | 6.4 | 20 |          | 10/13/21 22:26 | 179601-23-1 |      |
| o-Xylene  | <3.0    | ug/L  | 20.0   | 3.0 | 20 |          | 10/13/21 22:26 | 95-47-6     |      |
| <b>Surrogates</b>   |         |       |        |     |    |          |                |             |      |
| a,a,a-Trifluorotoluene (S)  | 100     | %     | 80-120 |     | 20 |          | 10/13/21 22:26 | 98-08-8     |      |

| Parameters   | Results | Units | LOQ    | LOD | DF | Prepared | Analyzed       | CAS No.     | Qual |
|--|---------|-------|--------|-----|----|----------|----------------|-------------|------|
| <b>Sample: DUP-1</b> <b>Lab ID: 40234744019</b> Collected: 10/05/21 00:00      Received: 10/08/21 09:15      Matrix: Water |         |       |        |     |    |          |                |             |      |
| Analytical Method: WI MOD GRO<br>Pace Analytical Services - Green Bay  |         |       |        |     |    |          |                |             |      |
| Benzene  | 2250    | ug/L  | 10.0   | 1.4 | 10 |          | 10/14/21 02:44 | 71-43-2     |      |
| Ethylbenzene   | 23.2    | ug/L  | 10.0   | 3.3 | 10 |          | 10/14/21 02:44 | 100-41-4    |      |
| Methyl-tert-butyl ether  | <3.2    | ug/L  | 10.0   | 3.2 | 10 |          | 10/14/21 02:44 | 1634-04-4   |      |
| Naphthalene  | <5.1    | ug/L  | 10.0   | 5.1 | 10 |          | 10/14/21 02:44 | 91-20-3     |      |
| Toluene  | 69.6    | ug/L  | 10.0   | 1.6 | 10 |          | 10/14/21 02:44 | 108-88-3    |      |
| 1,2,4-Trimethylbenzene   | <3.4    | ug/L  | 10.0   | 3.4 | 10 |          | 10/14/21 02:44 | 95-63-6     |      |
| 1,3,5-Trimethylbenzene   | <3.3    | ug/L  | 10.0   | 3.3 | 10 |          | 10/14/21 02:44 | 108-67-8    |      |
| m&p-Xylene   | 34.6    | ug/L  | 20.0   | 3.2 | 10 |          | 10/14/21 02:44 | 179601-23-1 |      |
| o-Xylene   | 3.5J    | ug/L  | 10.0   | 1.5 | 10 |          | 10/14/21 02:44 | 95-47-6     |      |
| <b>Surrogates</b>  |         |       |        |     |    |          |                |             |      |
| a,a,a-Trifluorotoluene (S)   | 98      | %     | 80-120 |     | 10 |          | 10/14/21 02:44 | 98-08-8     |      |

| Parameters   | Results | Units | LOQ    | LOD  | DF | Prepared | Analyzed       | CAS No.     | Qual |
|--|---------|-------|--------|------|----|----------|----------------|-------------|------|
| <b>Sample: DUP-2</b> <b>Lab ID: 40234744020</b> Collected: 10/05/21 00:00      Received: 10/08/21 09:15      Matrix: Water |         |       |        |      |    |          |                |             |      |
| Analytical Method: WI MOD GRO<br>Pace Analytical Services - Green Bay  |         |       |        |      |    |          |                |             |      |
| Benzene  | 2500    | ug/L  | 20.0   | 2.9  | 20 |          | 10/13/21 22:51 | 71-43-2     |      |
| Ethylbenzene   | 220     | ug/L  | 20.0   | 6.6  | 20 |          | 10/13/21 22:51 | 100-41-4    |      |
| Methyl-tert-butyl ether  | 102     | ug/L  | 20.0   | 6.4  | 20 |          | 10/13/21 22:51 | 1634-04-4   |      |
| Naphthalene  | 85.5    | ug/L  | 20.0   | 10.1 | 20 |          | 10/13/21 22:51 | 91-20-3     |      |
| Toluene  | 133     | ug/L  | 20.0   | 3.3  | 20 |          | 10/13/21 22:51 | 108-88-3    |      |
| 1,2,4-Trimethylbenzene   | 77.0    | ug/L  | 20.0   | 6.8  | 20 |          | 10/13/21 22:51 | 95-63-6     |      |
| 1,3,5-Trimethylbenzene   | 34.2    | ug/L  | 20.0   | 6.6  | 20 |          | 10/13/21 22:51 | 108-67-8    |      |
| m&p-Xylene   | 229     | ug/L  | 40.0   | 6.4  | 20 |          | 10/13/21 22:51 | 179601-23-1 |      |
| o-Xylene   | 19.8J   | ug/L  | 20.0   | 3.0  | 20 |          | 10/13/21 22:51 | 95-47-6     |      |
| <b>Surrogates</b>  |         |       |        |      |    |          |                |             |      |
| a,a,a-Trifluorotoluene (S)   | 106     | %     | 80-120 |      | 20 |          | 10/13/21 22:51 | 98-08-8     |      |

### REPORT OF LABORATORY ANALYSIS

This report shall not be reproduced, except in full,  
without the written consent of Pace Analytical Services, LLC.

### ANALYTICAL RESULTS

Project: WISUP211 SUPERIOR TERMINAL

Pace Project No.: 40234744

**Sample: TRIP BLANK**      **Lab ID: 40234744021**      Collected: 10/05/21 16:00      Received: 10/08/21 09:15      Matrix: Water

| Parameters                           | Results | Units | LOQ    | LOD  | DF | Prepared | Analyzed       | CAS No.     | Qual |
|--------------------------------------|---------|-------|--------|------|----|----------|----------------|-------------|------|
| <b>WIGRO GCV</b>                     |         |       |        |      |    |          |                |             |      |
| Analytical Method: WI MOD GRO        |         |       |        |      |    |          |                |             |      |
| Pace Analytical Services - Green Bay |         |       |        |      |    |          |                |             |      |
| Benzene                              | <0.14   | ug/L  | 1.0    | 0.14 | 1  |          | 10/18/21 16:17 | 71-43-2     |      |
| Ethylbenzene                         | <0.33   | ug/L  | 1.0    | 0.33 | 1  |          | 10/18/21 16:17 | 100-41-4    |      |
| Methyl-tert-butyl ether              | <0.32   | ug/L  | 1.0    | 0.32 | 1  |          | 10/18/21 16:17 | 1634-04-4   |      |
| Naphthalene                          | <0.51   | ug/L  | 1.0    | 0.51 | 1  |          | 10/18/21 16:17 | 91-20-3     |      |
| Toluene                              | <0.16   | ug/L  | 1.0    | 0.16 | 1  |          | 10/18/21 16:17 | 108-88-3    |      |
| 1,2,4-Trimethylbenzene               | <0.34   | ug/L  | 1.0    | 0.34 | 1  |          | 10/18/21 16:17 | 95-63-6     |      |
| 1,3,5-Trimethylbenzene               | <0.33   | ug/L  | 1.0    | 0.33 | 1  |          | 10/18/21 16:17 | 108-67-8    |      |
| m&p-Xylene                           | <0.32   | ug/L  | 2.0    | 0.32 | 1  |          | 10/18/21 16:17 | 179601-23-1 |      |
| o-Xylene                             | <0.15   | ug/L  | 1.0    | 0.15 | 1  |          | 10/18/21 16:17 | 95-47-6     |      |
| <b>Surrogates</b>                    |         |       |        |      |    |          |                |             |      |
| a,a,a-Trifluorotoluene (S)           | 91      | %     | 80-120 |      | 1  |          | 10/18/21 16:17 | 98-08-8     |      |

### REPORT OF LABORATORY ANALYSIS

This report shall not be reproduced, except in full,  
without the written consent of Pace Analytical Services, LLC.

### QUALITY CONTROL DATA

Project: WISUP211 SUPERIOR TERMINAL  
Pace Project No.: 40234744

QC Batch: 398376 Analysis Method: WI MOD GRO  
QC Batch Method: WI MOD GRO Analysis Description: WIGRO GCV Water  
Laboratory: Pace Analytical Services - Green Bay  
Associated Lab Samples: 40234744001, 40234744002, 40234744003, 40234744004, 40234744005, 40234744006, 40234744007, 40234744008, 40234744009, 40234744010, 40234744011, 40234744012, 40234744013, 40234744014, 40234744015, 40234744016, 40234744017, 40234744018, 40234744019, 40234744020

METHOD BLANK: 2299639 Matrix: Water  
Associated Lab Samples: 40234744001, 40234744002, 40234744003, 40234744004, 40234744005, 40234744006, 40234744007, 40234744008, 40234744009, 40234744010, 40234744011, 40234744012, 40234744013, 40234744014, 40234744015, 40234744016, 40234744017, 40234744018, 40234744019, 40234744020

| Parameter                  | Units | Blank Result | Reporting Limit | Analyzed       | Qualifiers |
|----------------------------|-------|--------------|-----------------|----------------|------------|
| 1,2,4-Trimethylbenzene     | ug/L  | <0.34        | 1.0             | 10/13/21 14:13 |            |
| 1,3,5-Trimethylbenzene     | ug/L  | <0.33        | 1.0             | 10/13/21 14:13 |            |
| Benzene                    | ug/L  | <0.14        | 1.0             | 10/13/21 14:13 |            |
| Ethylbenzene               | ug/L  | <0.33        | 1.0             | 10/13/21 14:13 |            |
| m&p-Xylene                 | ug/L  | <0.32        | 2.0             | 10/13/21 14:13 |            |
| Methyl-tert-butyl ether    | ug/L  | <0.32        | 1.0             | 10/13/21 14:13 |            |
| Naphthalene                | ug/L  | <0.51        | 1.0             | 10/13/21 14:13 |            |
| o-Xylene                   | ug/L  | <0.15        | 1.0             | 10/13/21 14:13 |            |
| Toluene                    | ug/L  | <0.16        | 1.0             | 10/13/21 14:13 |            |
| a,a,a-Trifluorotoluene (S) | %     | 102          | 80-120          | 10/13/21 14:13 |            |

LABORATORY CONTROL SAMPLE & LCSD: 2299640 2299641

| Parameter                  | Units | Spike Conc. | LCS Result | LCSD Result | LCS % Rec | LCSD % Rec | % Rec Limits | RPD | Max RPD | Qualifiers |
|----------------------------|-------|-------------|------------|-------------|-----------|------------|--------------|-----|---------|------------|
| 1,2,4-Trimethylbenzene     | ug/L  | 20          | 18.8       | 18.6        | 94        | 93         | 80-120       | 1   | 20      |            |
| 1,3,5-Trimethylbenzene     | ug/L  | 20          | 18.7       | 18.5        | 94        | 92         | 80-120       | 1   | 20      |            |
| Benzene                    | ug/L  | 20          | 20.4       | 20.3        | 102       | 102        | 80-120       | 0   | 20      |            |
| Ethylbenzene               | ug/L  | 20          | 20.1       | 20.2        | 100       | 101        | 80-120       | 0   | 20      |            |
| m&p-Xylene                 | ug/L  | 40          | 39.2       | 39.3        | 98        | 98         | 80-120       | 0   | 20      |            |
| Methyl-tert-butyl ether    | ug/L  | 20          | 20.3       | 20.3        | 102       | 101        | 80-120       | 0   | 20      |            |
| Naphthalene                | ug/L  | 20          | 19.3       | 19.4        | 97        | 97         | 80-120       | 0   | 20      |            |
| o-Xylene                   | ug/L  | 20          | 19.6       | 19.7        | 98        | 99         | 80-120       | 1   | 20      |            |
| Toluene                    | ug/L  | 20          | 20.5       | 20.1        | 103       | 100        | 80-120       | 2   | 20      |            |
| a,a,a-Trifluorotoluene (S) | %     |             |            |             | 103       | 101        | 80-120       |     |         |            |

MATRIX SPIKE & MATRIX SPIKE DUPLICATE: 2300102 2300103

| Parameter              | Units | MS                 |             | MSD         |           | MS % Rec | MSD % Rec | % Rec Limits | RPD    | Max RPD | Qual |
|------------------------|-------|--------------------|-------------|-------------|-----------|----------|-----------|--------------|--------|---------|------|
|                        |       | 40234744003 Result | Spike Conc. | Spike Conc. | MS Result |          |           |              |        |         |      |
| 1,2,4-Trimethylbenzene | ug/L  | <0.34              | 20          | 20          | 19.3      | 19.9     | 96        | 100          | 49-130 | 3       | 20   |
| 1,3,5-Trimethylbenzene | ug/L  | <0.33              | 20          | 20          | 19.3      | 19.8     | 97        | 99           | 42-139 | 3       | 20   |
| Benzene                | ug/L  | <0.14              | 20          | 20          | 21.2      | 21.7     | 106       | 108          | 78-130 | 2       | 20   |
| Ethylbenzene           | ug/L  | <0.33              | 20          | 20          | 20.9      | 21.5     | 105       | 108          | 81-127 | 3       | 20   |
| m&p-Xylene             | ug/L  | <0.32              | 40          | 40          | 40.8      | 41.6     | 102       | 104          | 73-130 | 2       | 20   |

Results presented on this page are in the units indicated by the "Units" column except where an alternate unit is presented to the right of the result.

### REPORT OF LABORATORY ANALYSIS

This report shall not be reproduced, except in full,  
without the written consent of Pace Analytical Services, LLC.

### QUALITY CONTROL DATA

Project: WISUP211 SUPERIOR TERMINAL

Pace Project No.: 40234744

| Parameter                  | Units | MATRIX SPIKE & MATRIX SPIKE DUPLICATE: 2300102 |                      | 2300103               |      | MS<br>Result | MSD<br>Result | MS<br>% Rec | MSD<br>% Rec | % Rec<br>Limits | RPD | Max<br>RPD | Qual |
|----------------------------|-------|--|----------------------|-----------------------|------|--------------|---------------|-------------|--------------|-----------------|-----|------------|------|
|                            |       | 40234744003<br>Result                          | MS<br>Spike<br>Conc. | MSD<br>Spike<br>Conc. |      |              |               |             |              |                 |     |            |      |
| Methyl-tert-butyl ether    | ug/L  | <0.32  | 20                   | 20                    | 19.8 | 20.1         | 99            | 101         | 76-118       | 1               | 20  |            |      |
| Naphthalene                | ug/L  | <0.51  | 20                   | 20                    | 18.3 | 19.1         | 91            | 95          | 76-117       | 4               | 20  |            |      |
| o-Xylene                   | ug/L  | <0.15  | 20                   | 20                    | 20.1 | 20.5         | 100           | 103         | 75-127       | 2               | 20  |            |      |
| Toluene                    | ug/L  | 0.26J  | 20                   | 20                    | 21.4 | 21.8         | 106           | 108         | 78-129       | 2               | 20  |            |      |
| a,a,a-Trifluorotoluene (S) | %     |  |                      |                       |      |              | 102           | 102         | 80-120       |                 |     | pH         |      |

Results presented on this page are in the units indicated by the "Units" column except where an alternate unit is presented to the right of the result.

### REPORT OF LABORATORY ANALYSIS

This report shall not be reproduced, except in full,  
without the written consent of Pace Analytical Services, LLC.

### QUALITY CONTROL DATA

Project: WISUP211 SUPERIOR TERMINAL  
Pace Project No.: 40234744

QC Batch: 398804 Analysis Method: WI MOD GRO  
QC Batch Method: WI MOD GRO Analysis Description: WIGRO GCV Water  
Laboratory: Pace Analytical Services - Green Bay

Associated Lab Samples: 40234744021

METHOD BLANK: 2302623 Matrix: Water  
Associated Lab Samples: 40234744021

| Parameter                  | Units | Blank Result | Reporting Limit | Analyzed       | Qualifiers |
|----------------------------|-------|--------------|-----------------|----------------|------------|
| 1,2,4-Trimethylbenzene     | ug/L  | <0.34        | 1.0             | 10/18/21 10:54 |            |
| 1,3,5-Trimethylbenzene     | ug/L  | <0.33        | 1.0             | 10/18/21 10:54 |            |
| Benzene                    | ug/L  | <0.14        | 1.0             | 10/18/21 10:54 |            |
| Ethylbenzene               | ug/L  | <0.33        | 1.0             | 10/18/21 10:54 |            |
| m&p-Xylene                 | ug/L  | <0.32        | 2.0             | 10/18/21 10:54 |            |
| Methyl-tert-butyl ether    | ug/L  | <0.32        | 1.0             | 10/18/21 10:54 |            |
| Naphthalene                | ug/L  | <0.51        | 1.0             | 10/18/21 10:54 |            |
| o-Xylene                   | ug/L  | <0.15        | 1.0             | 10/18/21 10:54 |            |
| Toluene                    | ug/L  | <0.16        | 1.0             | 10/18/21 10:54 |            |
| a,a,a-Trifluorotoluene (S) | %     | 92           | 80-120          | 10/18/21 10:54 |            |

LABORATORY CONTROL SAMPLE & LCSD: 2302624

2302625

| Parameter                  | Units | Spike Conc. | LCS Result | LCSD Result | LCS % Rec | LCSD % Rec | % Rec Limits | RPD | Max RPD | Qualifiers |
|----------------------------|-------|-------------|------------|-------------|-----------|------------|--------------|-----|---------|------------|
| 1,2,4-Trimethylbenzene     | ug/L  | 20          | 19.0       | 19.4        | 95        | 97         | 80-120       | 2   | 20      |            |
| 1,3,5-Trimethylbenzene     | ug/L  | 20          | 19.4       | 19.7        | 97        | 98         | 80-120       | 2   | 20      |            |
| Benzene                    | ug/L  | 20          | 20.5       | 20.6        | 103       | 103        | 80-120       | 1   | 20      |            |
| Ethylbenzene               | ug/L  | 20          | 20.1       | 20.3        | 100       | 101        | 80-120       | 1   | 20      |            |
| m&p-Xylene                 | ug/L  | 40          | 39.3       | 39.7        | 98        | 99         | 80-120       | 1   | 20      |            |
| Methyl-tert-butyl ether    | ug/L  | 20          | 19.3       | 19.8        | 96        | 99         | 80-120       | 2   | 20      |            |
| Naphthalene                | ug/L  | 20          | 17.9       | 19.3        | 90        | 96         | 80-120       | 7   | 20      |            |
| o-Xylene                   | ug/L  | 20          | 19.4       | 19.6        | 97        | 98         | 80-120       | 1   | 20      |            |
| Toluene                    | ug/L  | 20          | 20.2       | 20.4        | 101       | 102        | 80-120       | 1   | 20      |            |
| a,a,a-Trifluorotoluene (S) | %     |             |            |             | 92        | 93         | 80-120       |     |         |            |

MATRIX SPIKE & MATRIX SPIKE DUPLICATE: 2303164

2303165

| Parameter               | Units | 40235209003 Result | MS Spike Conc. | MSD Spike Conc. | MS Result | MSD Result | MS % Rec | MSD % Rec | % Rec Limits | RPD | Max RPD | Qual |
|-------------------------|-------|--------------------|----------------|-----------------|-----------|------------|----------|-----------|--------------|-----|---------|------|
| 1,2,4-Trimethylbenzene  | ug/L  | ND                 | 20             | 20              | 18.3      | 18.8       | 92       | 94        | 49-130       | 3   | 20      |      |
| 1,3,5-Trimethylbenzene  | ug/L  | ND                 | 20             | 20              | 18.6      | 19.1       | 93       | 95        | 42-139       | 3   | 20      |      |
| Benzene                 | ug/L  | 288                | 20             | 20              | 294       | 300        | 29       | 63        | 78-130       | 2   | 20      | M1   |
| Ethylbenzene            | ug/L  | ND                 | 20             | 20              | 19.1      | 19.6       | 96       | 98        | 81-127       | 3   | 20      |      |
| m&p-Xylene              | ug/L  | ND                 | 40             | 40              | 37.5      | 38.6       | 94       | 96        | 73-130       | 3   | 20      |      |
| Methyl-tert-butyl ether | ug/L  | ND                 | 20             | 20              | 18.1      | 18.4       | 91       | 92        | 76-118       | 2   | 20      |      |
| Naphthalene             | ug/L  | ND                 | 20             | 20              | 17.1      | 17.9       | 85       | 90        | 76-117       | 5   | 20      |      |
| o-Xylene                | ug/L  | ND                 | 20             | 20              | 18.3      | 18.7       | 92       | 94        | 75-127       | 2   | 20      |      |

Results presented on this page are in the units indicated by the "Units" column except where an alternate unit is presented to the right of the result.

### REPORT OF LABORATORY ANALYSIS

This report shall not be reproduced, except in full,  
without the written consent of Pace Analytical Services, LLC.



### QUALITY CONTROL DATA

Project: WISUP211 SUPERIOR TERMINAL

Pace Project No.: 40234744

| Parameter                  | Units | 40235209003 |                | 2303164         |           | 2303165    |    | % Rec | % Rec  | % Rec | Limits | RPD | Max RPD | Qual |
|----------------------------|-------|-------------|----------------|-----------------|-----------|------------|----|-------|--------|-------|--------|-----|---------|------|
|                            |       | Result      | MS Spike Conc. | MSD Spike Conc. | MS Result | MSD Result |    |       |        |       |        |     |         |      |
| Toluene                    | ug/L  | ND          | 20             | 20              | 19.3      | 19.7       | 96 | 99    | 78-129 | 2     | 20     |     |         |      |
| a,a,a-Trifluorotoluene (S) | %     |             |                |                 |           |            | 88 | 90    | 80-120 |       |        |     |         |      |

Results presented on this page are in the units indicated by the "Units" column except where an alternate unit is presented to the right of the result.

### REPORT OF LABORATORY ANALYSIS

This report shall not be reproduced, except in full,  
without the written consent of Pace Analytical Services, LLC.

## QUALIFIERS

Project: WISUP211 SUPERIOR TERMINAL

Pace Project No.: 40234744

---

### DEFINITIONS

DF - Dilution Factor, if reported, represents the factor applied to the reported data due to dilution of the sample aliquot.

ND - Not Detected at or above LOD.

J - Estimated concentration at or above the LOD and below the LOQ.

LOD - Limit of Detection adjusted for dilution factor, percent moisture, initial weight and final volume.

LOQ - Limit of Quantitation adjusted for dilution factor, percent moisture, initial weight and final volume.

S - Surrogate

1,2-Diphenylhydrazine decomposes to and cannot be separated from Azobenzene using Method 8270. The result for each analyte is a combined concentration.

Consistent with EPA guidelines, unrounded data are displayed and have been used to calculate % recovery and RPD values.

LCS(D) - Laboratory Control Sample (Duplicate)

MS(D) - Matrix Spike (Duplicate)

DUP - Sample Duplicate

RPD - Relative Percent Difference

NC - Not Calculable.

SG - Silica Gel - Clean-Up

U - Indicates the compound was analyzed for, but not detected at or above the adjusted LOD.

N-Nitrosodiphenylamine decomposes and cannot be separated from Diphenylamine using Method 8270. The result reported for each analyte is a combined concentration.

Pace Analytical is TNI accredited. Contact your Pace PM for the current list of accredited analytes.

TNI - The NELAC Institute.

### ANALYTE QUALIFIERS

M1 Matrix spike recovery exceeded QC limits. Batch accepted based on laboratory control sample (LCS) recovery.

pH Post-analysis pH measurement indicates insufficient VOA sample preservation.

## REPORT OF LABORATORY ANALYSIS

This report shall not be reproduced, except in full,  
without the written consent of Pace Analytical Services, LLC.

### QUALITY CONTROL DATA CROSS REFERENCE TABLE

Project: WISUP211 SUPERIOR TERMINAL  
Pace Project No.: 40234744

| Lab ID      | Sample ID  | QC Batch Method | QC Batch | Analytical Method | Analytical Batch |
|-------------|------------|-----------------|----------|-------------------|------------------|
| 40234744001 | MW-46D     | WI MOD GRO      | 398376   |                   |                  |
| 40234744002 | MW-40D     | WI MOD GRO      | 398376   |                   |                  |
| 40234744003 | MWM-2D     | WI MOD GRO      | 398376   |                   |                  |
| 40234744004 | MWOW-2D    | WI MOD GRO      | 398376   |                   |                  |
| 40234744005 | MW-49S     | WI MOD GRO      | 398376   |                   |                  |
| 40234744006 | MW-41D     | WI MOD GRO      | 398376   |                   |                  |
| 40234744007 | MWBD-1D    | WI MOD GRO      | 398376   |                   |                  |
| 40234744008 | MW-45D     | WI MOD GRO      | 398376   |                   |                  |
| 40234744009 | MWRR-1DR   | WI MOD GRO      | 398376   |                   |                  |
| 40234744010 | MW-37DD    | WI MOD GRO      | 398376   |                   |                  |
| 40234744011 | MWM-10D    | WI MOD GRO      | 398376   |                   |                  |
| 40234744012 | MW-36D     | WI MOD GRO      | 398376   |                   |                  |
| 40234744013 | MW-30D     | WI MOD GRO      | 398376   |                   |                  |
| 40234744014 | MWM-9RD    | WI MOD GRO      | 398376   |                   |                  |
| 40234744015 | MW-37D     | WI MOD GRO      | 398376   |                   |                  |
| 40234744016 | MW-30S     | WI MOD GRO      | 398376   |                   |                  |
| 40234744017 | MWT-2D     | WI MOD GRO      | 398376   |                   |                  |
| 40234744018 | MWM-7D     | WI MOD GRO      | 398376   |                   |                  |
| 40234744019 | DUP-1      | WI MOD GRO      | 398376   |                   |                  |
| 40234744020 | DUP-2      | WI MOD GRO      | 398376   |                   |                  |
| 40234744021 | TRIP BLANK | WI MOD GRO      | 398804   |                   |                  |

### REPORT OF LABORATORY ANALYSIS

This report shall not be reproduced, except in full,  
without the written consent of Pace Analytical Services, LLC.





# Sample Preservation Receipt Form

Pace Analytical Services, LLC  
1241 Bellevue Street, Suite 9  
Green Bay, WI 54302

Client Name: Antea

Project # 40234744

All containers needing preservation have been checked and noted below:  Yes  No  N/A

Lab Lot# of pH paper:

Lab Std #ID of preservation (if pH adjusted):

Initial when completed:


Date/Time:

| Pace Lab # | Glass |      |      |      |      |      | Plastic |      |      |      |      | Vials |      |      |      | Jars |      |      |      | General |      |      | VOA Vials (>6mm) * | H2SO4 pH ≤2 | NaOH+Zn Act pH ≥9 | NaOH pH ≥12 | HNO3 pH ≤2 | pH after adjusted | Volume (mL) |      |      |      |    |  |              |
|------------|-------|------|------|------|------|------|---------|------|------|------|------|-------|------|------|------|------|------|------|------|---------|------|------|--------------------|-------------|-------------------|-------------|------------|-------------------|-------------|------|------|------|----|--|--------------|
|            | AG1U  | BG1U | AG1H | AG4S | AG4U | AG5U | AG2S    | BG3U | BP1U | BP3U | BP3B | BP3N  | BP3S | VG9A | DG9T | VG9U | VG9H | VG9M | VG9D | JGFU    | JG9U | WGFU |                    |             |                   |             |            |                   |             | WPFU | SP5T | ZPLC | GN |  |              |
| 001        |       |      |      |      |      |      |         |      |      |      |      |       |      |      |      |      |      |      |      |         |      |      |                    |             |                   |             |            |                   |             |      |      |      |    |  | 2.5 / 5 / 10 |
| 002        |       |      |      |      |      |      |         |      |      |      |      |       |      |      |      |      |      |      |      |         |      |      |                    |             |                   |             |            |                   |             |      |      |      |    |  | 2.5 / 5 / 10 |
| 003        |       |      |      |      |      |      |         |      |      |      |      |       |      |      |      |      |      |      |      |         |      |      |                    |             |                   |             |            |                   |             |      |      |      |    |  | 2.5 / 5 / 10 |
| 004        |       |      |      |      |      |      |         |      |      |      |      |       |      |      |      |      |      |      |      |         |      |      |                    |             |                   |             |            |                   |             |      |      |      |    |  | 2.5 / 5 / 10 |
| 005        |       |      |      |      |      |      |         |      |      |      |      |       |      |      |      |      |      |      |      |         |      |      |                    |             |                   |             |            |                   |             |      |      |      |    |  | 2.5 / 5 / 10 |
| 006        |       |      |      |      |      |      |         |      |      |      |      |       |      |      |      |      |      |      |      |         |      |      |                    |             |                   |             |            |                   |             |      |      |      |    |  | 2.5 / 5 / 10 |
| 007        |       |      |      |      |      |      |         |      |      |      |      |       |      |      |      |      |      |      |      |         |      |      |                    |             |                   |             |            |                   |             |      |      |      |    |  | 2.5 / 5 / 10 |
| 008        |       |      |      |      |      |      |         |      |      |      |      |       |      |      |      |      |      |      |      |         |      |      |                    |             |                   |             |            |                   |             |      |      |      |    |  | 2.5 / 5 / 10 |
| 009        |       |      |      |      |      |      |         |      |      |      |      |       |      |      |      |      |      |      |      |         |      |      |                    |             |                   |             |            |                   |             |      |      |      |    |  | 2.5 / 5 / 10 |
| 010        |       |      |      |      |      |      |         |      |      |      |      |       |      |      |      |      |      |      |      |         |      |      |                    |             |                   |             |            |                   |             |      |      |      |    |  | 2.5 / 5 / 10 |
| 011        |       |      |      |      |      |      |         |      |      |      |      |       |      |      |      |      |      |      |      |         |      |      |                    |             |                   |             |            |                   |             |      |      |      |    |  | 2.5 / 5 / 10 |
| 012        |       |      |      |      |      |      |         |      |      |      |      |       |      |      |      |      |      |      |      |         |      |      |                    |             |                   |             |            |                   |             |      |      |      |    |  | 2.5 / 5 / 10 |
| 013        |       |      |      |      |      |      |         |      |      |      |      |       |      |      |      |      |      |      |      |         |      |      |                    |             |                   |             |            |                   |             |      |      |      |    |  | 2.5 / 5 / 10 |
| 014        |       |      |      |      |      |      |         |      |      |      |      |       |      |      |      |      |      |      |      |         |      |      |                    |             |                   |             |            |                   |             |      |      |      |    |  | 2.5 / 5 / 10 |
| 015        |       |      |      |      |      |      |         |      |      |      |      |       |      |      |      |      |      |      |      |         |      |      |                    |             |                   |             |            |                   |             |      |      |      |    |  | 2.5 / 5 / 10 |
| 016        |       |      |      |      |      |      |         |      |      |      |      |       |      |      |      |      |      |      |      |         |      |      |                    |             |                   |             |            |                   |             |      |      |      |    |  | 2.5 / 5 / 10 |
| 017        |       |      |      |      |      |      |         |      |      |      |      |       |      |      |      |      |      |      |      |         |      |      |                    |             |                   |             |            |                   |             |      |      |      |    |  | 2.5 / 5 / 10 |
| 018        |       |      |      |      |      |      |         |      |      |      |      |       |      |      |      |      |      |      |      |         |      |      |                    |             |                   |             |            |                   |             |      |      |      |    |  | 2.5 / 5 / 10 |
| 019        |       |      |      |      |      |      |         |      |      |      |      |       |      |      |      |      |      |      |      |         |      |      |                    |             |                   |             |            |                   |             |      |      |      |    |  | 2.5 / 5 / 10 |
| 020        |       |      |      |      |      |      |         |      |      |      |      |       |      |      |      |      |      |      |      |         |      |      |                    |             |                   |             |            |                   |             |      |      |      |    |  | 2.5 / 5 / 10 |

Exceptions to preservation check: VOA, Coliform, TOC, TOX, TOH, O&G, WI DRO, Phenolics, Other: \_\_\_\_\_ Headspace in VOA Vials (>6mm) :  Yes  No  N/A \*If yes look in headspace column

|                                       |                                    |                                     |   |
|---------------------------------------|------------------------------------|-------------------------------------|---|
| <b>AG1U</b> 1 liter amber glass       | <b>BP1U</b> 1 liter plastic unpres | <b>VG9A</b> 40 mL clear ascorbic    | <b>JGFU</b> 4 oz amber jar unpres         |
| <b>BG1U</b> 1 liter clear glass       | <b>BP3U</b> 250 mL plastic unpres  | <b>DG9T</b> 40 mL amber Na Thio     | <b>JG9U</b> 9 oz amber jar unpres         |
| <b>AG1H</b> 1 liter amber glass HCL   | <b>BP3B</b> 250 mL plastic NaOH    | <b>VG9U</b> 40 mL clear vial unpres | <b>WGFU</b> 4 oz clear jar unpres         |
| <b>AG4S</b> 125 mL amber glass H2SO4  | <b>BP3N</b> 250 mL plastic HNO3    | <b>VG9H</b> 40 mL clear vial HCL    | <b>WPFU</b> 4 oz plastic jar unpres       |
| <b>AG4U</b> 120 mL amber glass unpres | <b>BP3S</b> 250 mL plastic H2SO4   | <b>VG9M</b> 40 mL clear vial MeOH   | <b>SP5T</b> 120 mL plastic Na Thiosulfate |
| <b>AG5U</b> 100 mL amber glass unpres |                                    | <b>VG9D</b> 40 mL clear vial DI     | <b>ZPLC</b> ziploc bag                    |
| <b>AG2S</b> 500 mL amber glass H2SO4  |                                    |                                     | <b>GN</b>                                 |
| <b>BG3U</b> 250 mL clear glass unpres |                                    |                                     |   |



|  |   |  |
|--|---|--|
| <br>1241 Bellevue Street, Green Bay, WI 54302 | Document Name:<br><b>Sample Condition Upon Receipt (SCUR)</b> | Document Revised: 26Mar2020              |
|  | Document No.:<br><b>ENV-FRM-GBAY-0014-Rev.00</b>              | Author:<br>Pace Green Bay Quality Office |

**Sample Condition Upon Receipt Form (SCUR)**

Project #: \_\_\_\_\_

Client Name: Aleana

**WO#: 40234744**

Courier:  CS Logistics  Fed Ex  Speedee  UPS  Walco  
 Client  Pace Other: \_\_\_\_\_



Tracking #: 284597090318

Custody Seal on Cooler/Box Present:  yes  no Seals intact:  yes  no

Custody Seal on Samples Present:  yes  no Seals intact:  yes  no

Packing Material:  Bubble Wrap  Bubble Bags  None  Other

Thermometer Used SR - 110 Type of Ice:  Wet  Blue  Dry  None  Samples on ice, cooling process has begun

Cooler Temperature Uncorr: 0 /Corr: 0

Temp Blank Present:  yes  no

Biological Tissue is Frozen:  yes  no

Person examining contents:  
 Date: 10/11/21 Initials: CDH  
 Labeled By Initials: MP

Temp should be above freezing to 6°C.  
 Biota Samples may be received at ≤ 0°C if shipped on Dry Ice.

|  |  |  |
|--|--|--|
| Chain of Custody Present:  | <input checked="" type="checkbox"/> Yes <input type="checkbox"/> No <input type="checkbox"/> N/A | 1.   |
| Chain of Custody Filled Out:   | <input checked="" type="checkbox"/> Yes <input type="checkbox"/> No <input type="checkbox"/> N/A | 2.   |
| Chain of Custody Relinquished:   | <input checked="" type="checkbox"/> Yes <input type="checkbox"/> No <input type="checkbox"/> N/A | 3.   |
| Sampler Name & Signature on COC:   | <input checked="" type="checkbox"/> Yes <input type="checkbox"/> No <input type="checkbox"/> N/A | 4.   |
| Samples Arrived within Hold Time:  | <input checked="" type="checkbox"/> Yes <input type="checkbox"/> No                              | 5.   |
| - VOA Samples frozen upon receipt  | <input type="checkbox"/> Yes <input type="checkbox"/> No   | Date/Time:                                       |
| Short Hold Time Analysis (<72hr):  | <input type="checkbox"/> Yes <input checked="" type="checkbox"/> No                              | 6.   |
| Rush Turn Around Time Requested:   | <input type="checkbox"/> Yes <input checked="" type="checkbox"/> No                              | 7.   |
| Sufficient Volume:   |  | 8.   |
| For Analysis: <input checked="" type="checkbox"/> Yes <input type="checkbox"/> No MS/MSD: <input type="checkbox"/> Yes <input checked="" type="checkbox"/> No <input type="checkbox"/> N/A |  |  |
| Correct Containers Used:   | <input checked="" type="checkbox"/> Yes <input type="checkbox"/> No                              | 9.   |
| -Pace Containers Used:   | <input checked="" type="checkbox"/> Yes <input type="checkbox"/> No <input type="checkbox"/> N/A |  |
| -Pace IR Containers Used:  | <input type="checkbox"/> Yes <input type="checkbox"/> No <input checked="" type="checkbox"/> N/A |  |
| Containers Intact:   | <input checked="" type="checkbox"/> Yes <input type="checkbox"/> No                              | 10.  |
| Filtered volume received for Dissolved tests   | <input type="checkbox"/> Yes <input type="checkbox"/> No <input checked="" type="checkbox"/> N/A | 11.  |
| Sample Labels match COC:   | <input type="checkbox"/> Yes <input checked="" type="checkbox"/> No <input type="checkbox"/> N/A | 12.  |
| -Includes date/time/ID/Analysis Matrix: <u>W</u>   |  | <u>009 10 MW RP - IDR</u><br><u>CDH 10/18/21</u> |
| Trip Blank Present:  | <input checked="" type="checkbox"/> Yes <input type="checkbox"/> No <input type="checkbox"/> N/A | 13.  |
| Trip Blank Custody Seals Present   | <input checked="" type="checkbox"/> Yes <input type="checkbox"/> No <input type="checkbox"/> N/A |  |
| Pace Trip Blank Lot # (if purchased):  |  |  |

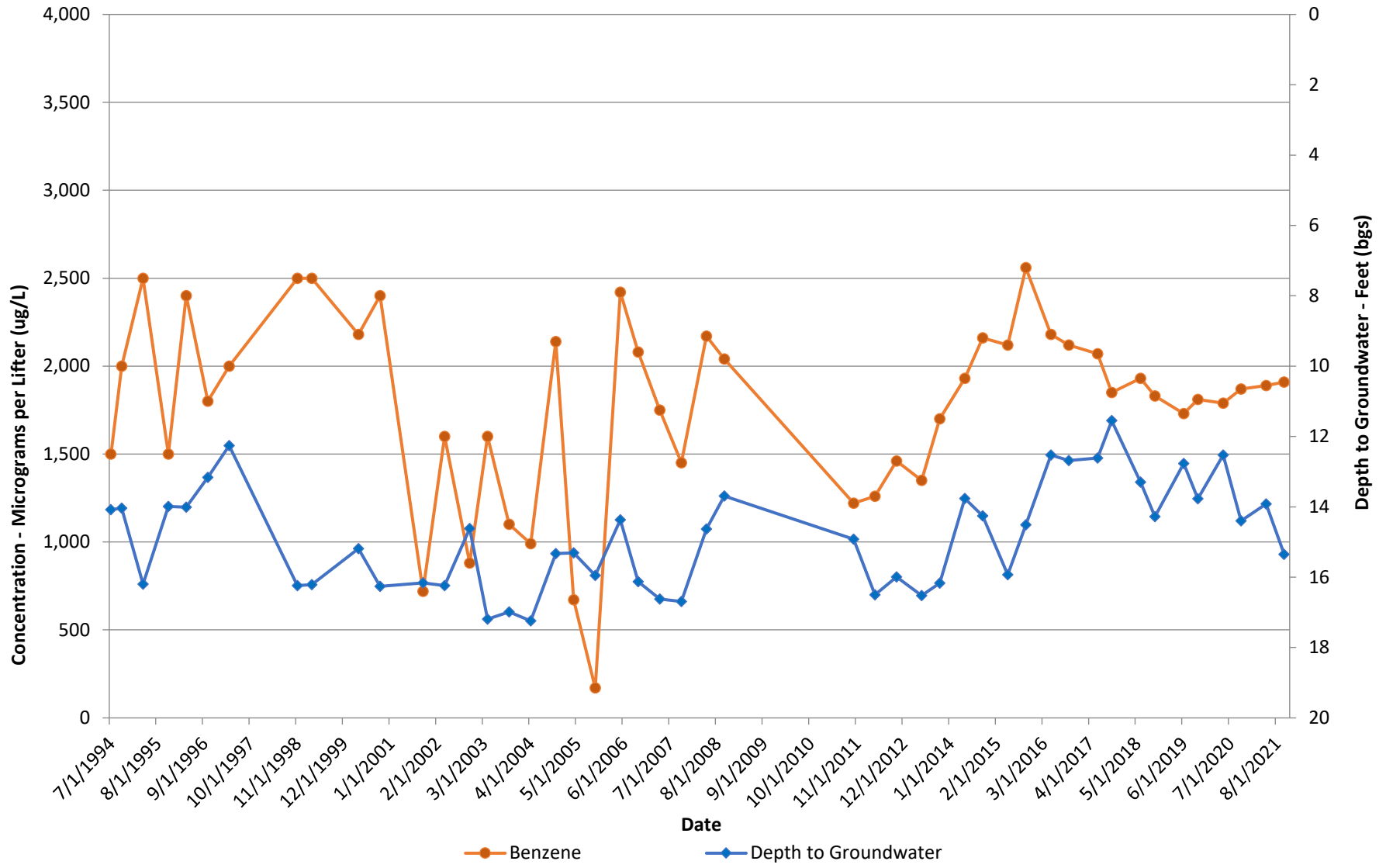
Client Notification/ Resolution: \_\_\_\_\_ If checked, see attached form for additional comments   
 Person Contacted: Layne Kortbein Date/Time: 10/11/21  
 Comments/ Resolution: -009 Correct ID is MWRR-1DR per client, 10/11/21 CDH

PM Review is documented electronically in LIMs. By releasing the project, the PM acknowledges they have reviewed the sample logir

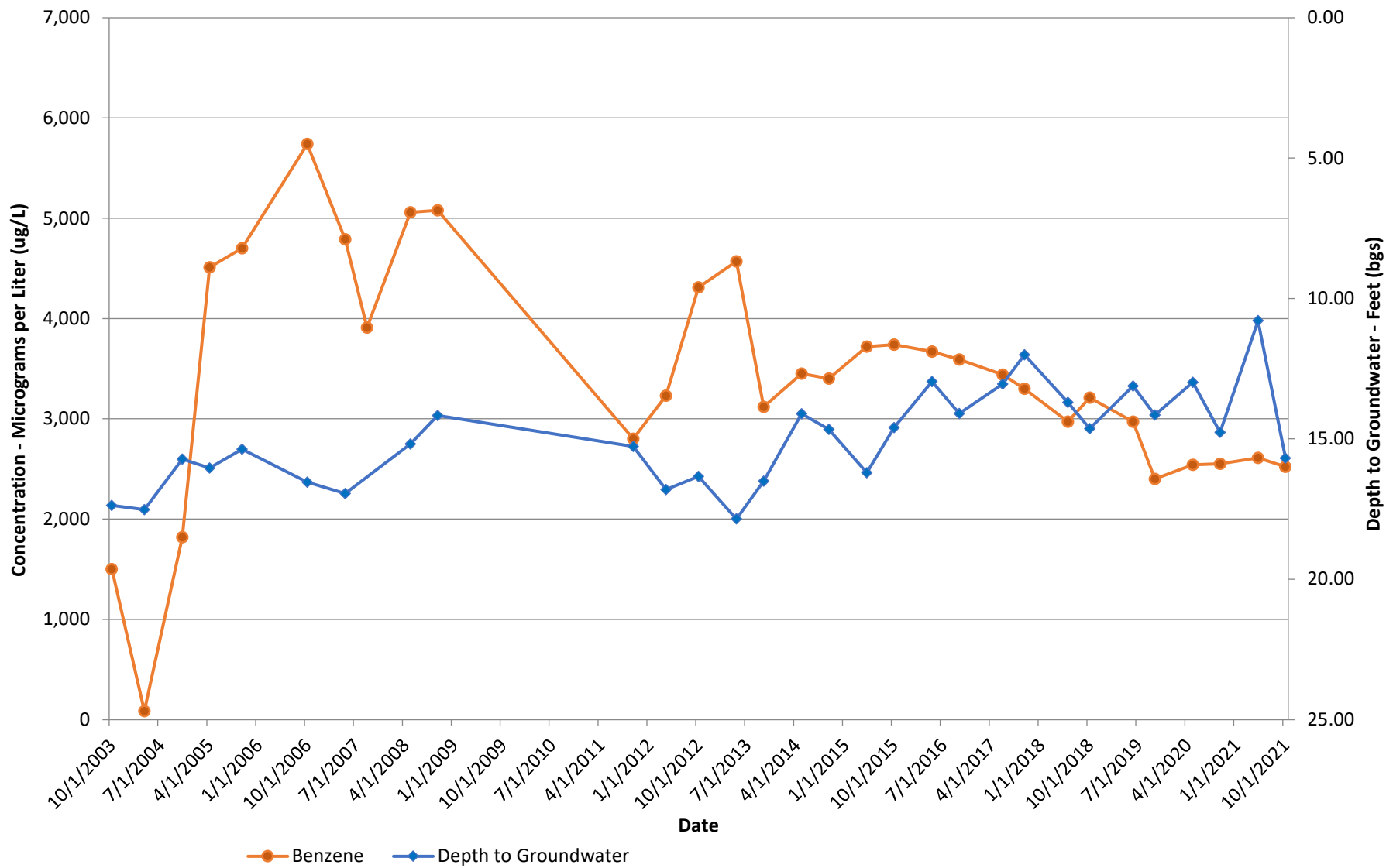


## Appendix B – Select Dissolved Phase Benzene Hydrographs

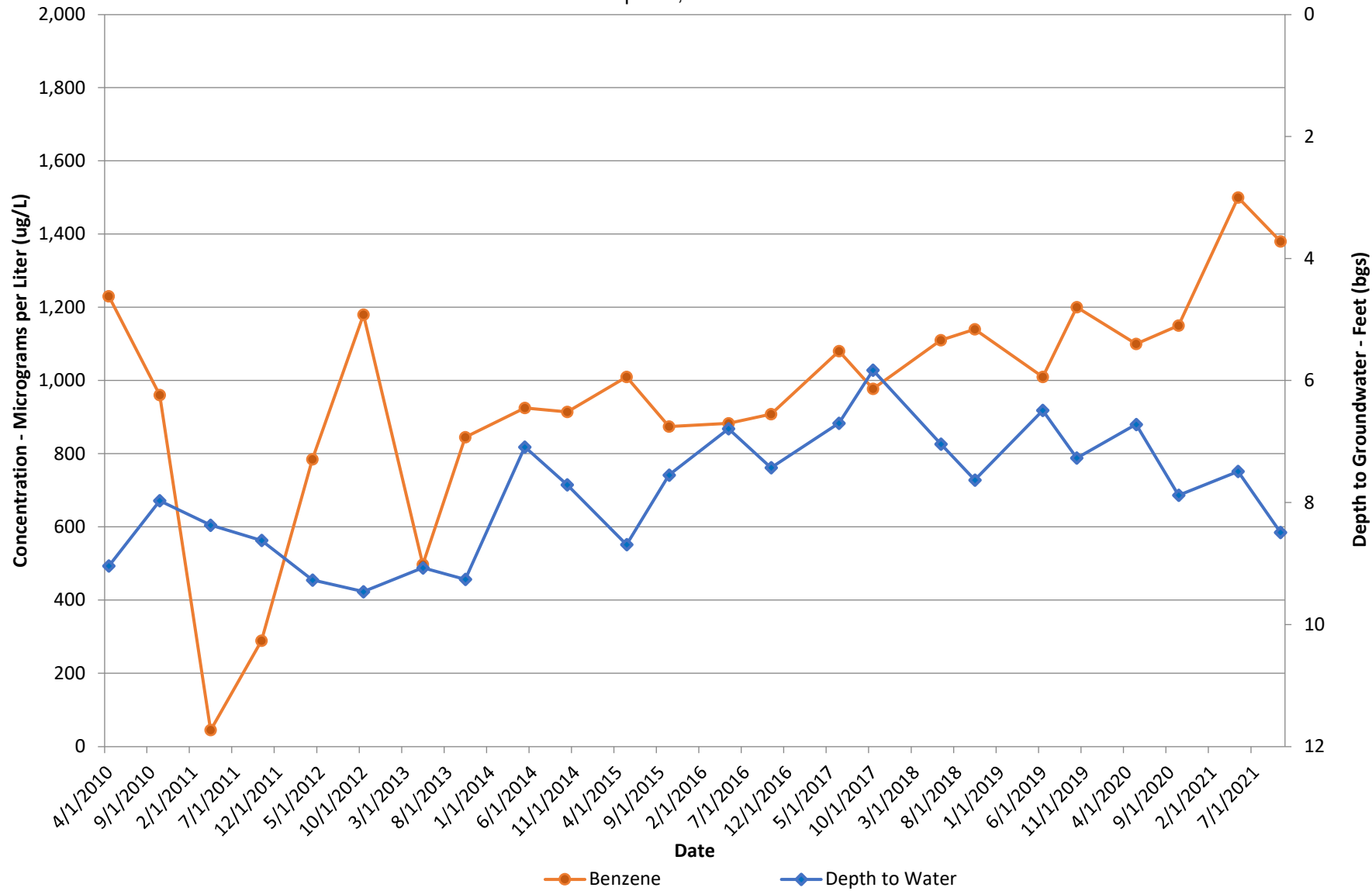
**MW-30D**  
**Benzene/Groundwater Hydrograph**  
Former Amoco Terminal  
Superior, Wisconsin



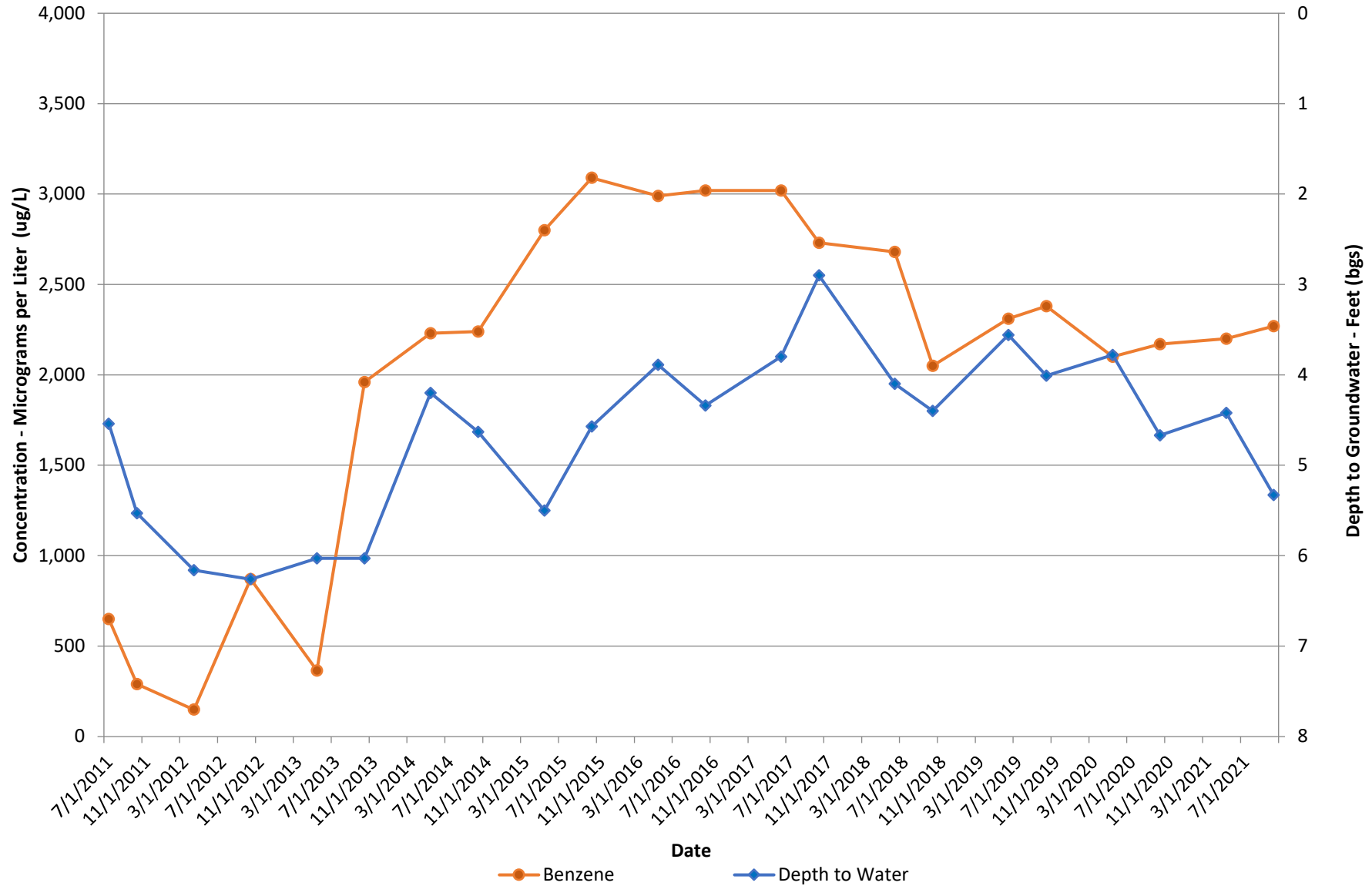
**MWT-2D**  
**Benzene/Groundwater Hydrograph**  
Former Amoco Terminal  
Superior, Wisconsin



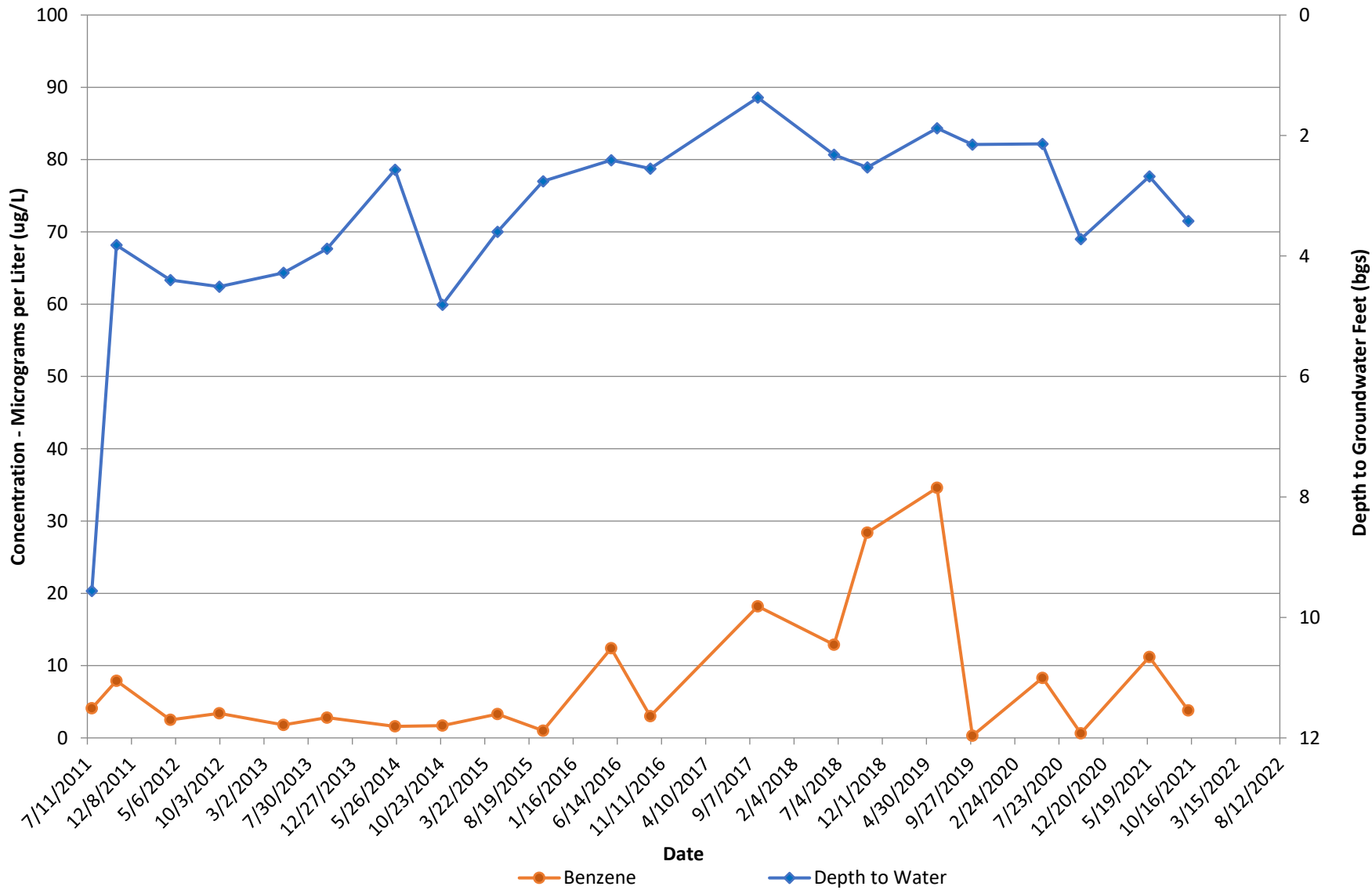
**MWM-10D**  
**Benzene/Groundwater Hydrograph**  
 Former Amoco Terminal  
 Superior, Wisconsin



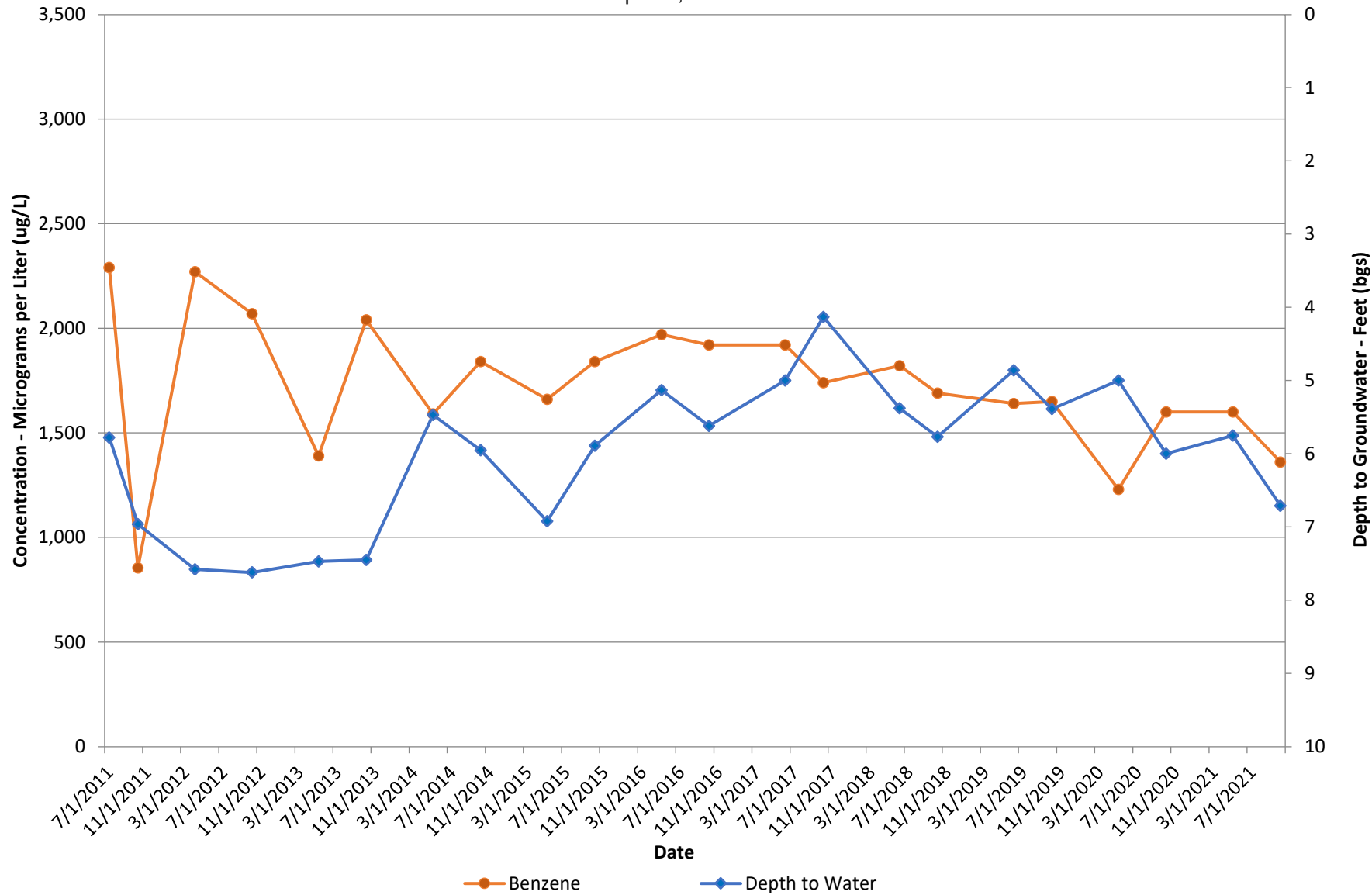
**MW-37D**  
**Benzene/Groundwater Hydrograph**  
 Former Amoco Terminal  
 Superior, Wisconsin



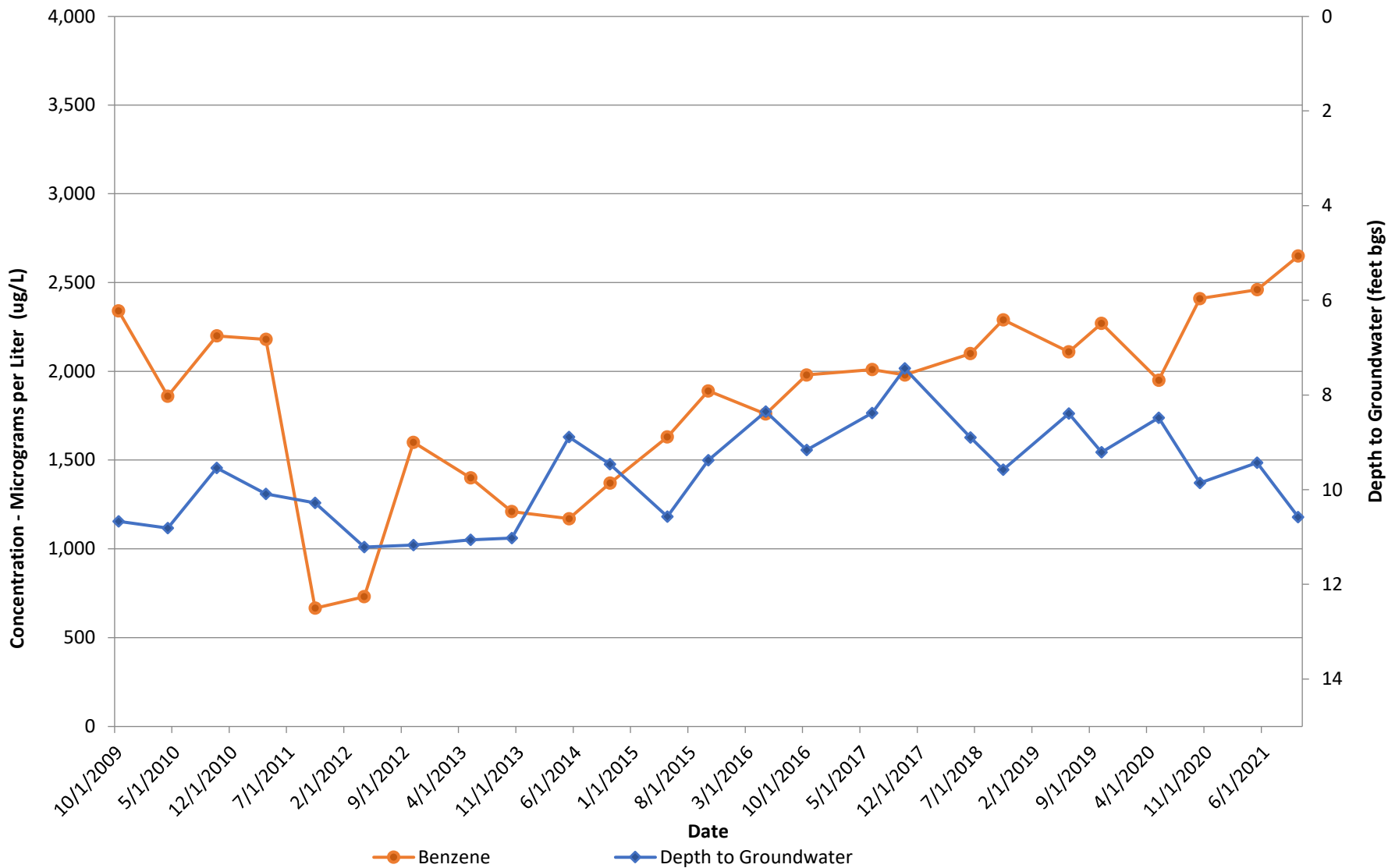
**MW-41D**  
**Benzene/Groundwater Hydrograph**  
Former Amoco Terminal  
Superior, Wisconsin



**MW-36D**  
**Benzene/Groundwater Hydrograph**  
 Former Amoco Terminal  
 Superior, Wisconsin

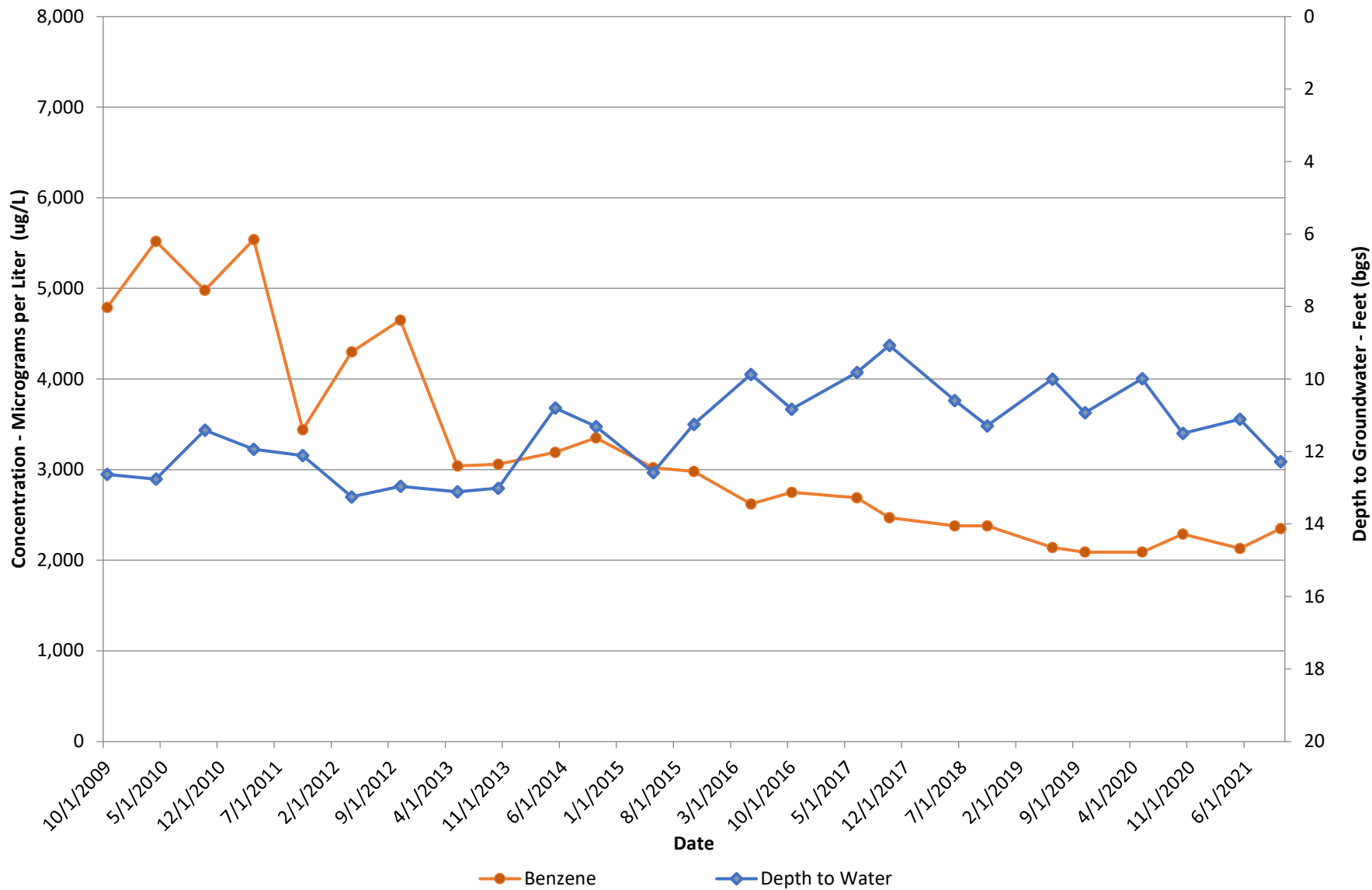


**MWM-7D**  
**Benzene/Groundwater Hydrograph**  
Former Amoco Terminal  
Superior, Wisconsin

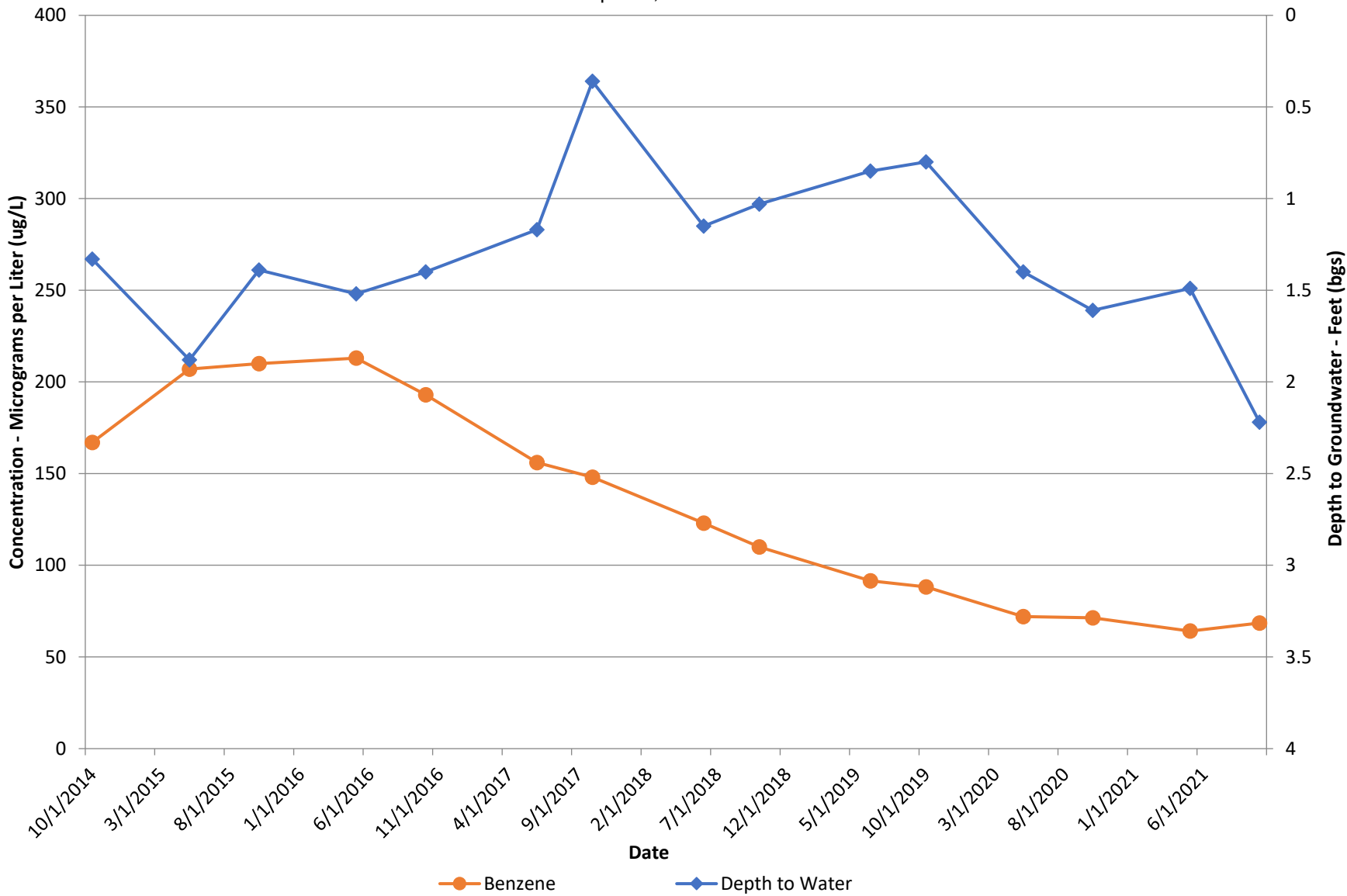




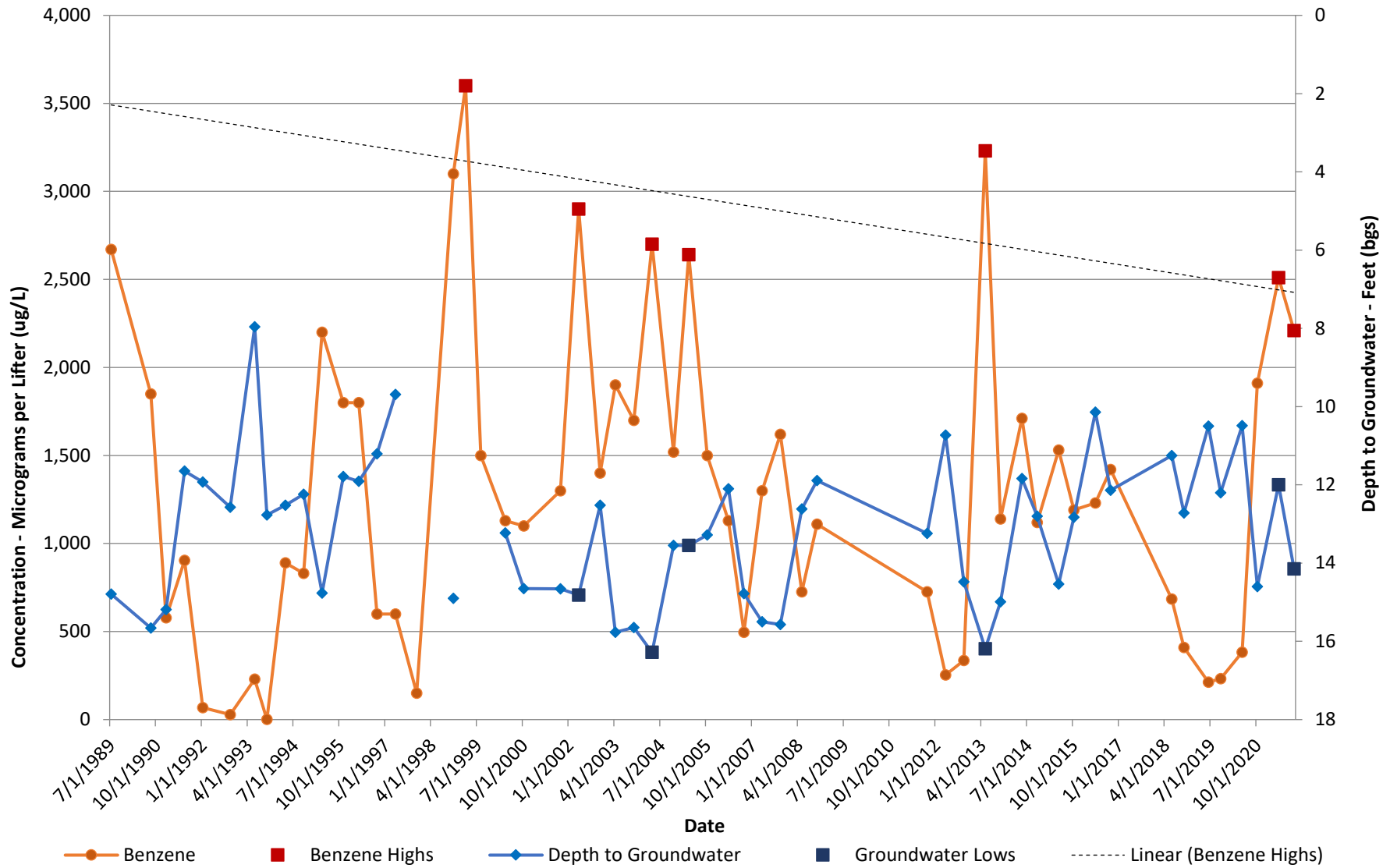
**MWM-9RD**  
**Benzene/Groundwater Hydrograph**  
 Former Amoco Terminal  
 Superior, Wisconsin



**MWBD-1D**  
**Benzene/Groundwater Hydrograph**  
Former Amoco Terminal  
Superior, Wisconsin



**MW-30S**  
**Benzene/Groundwater Hydrograph**  
 Former Amoco Terminal  
 Superior, Wisconsin



## **Appendix C – WDNR Operation, Maintenance, Monitoring, and Optimization Form (Form 4400-194)**

**GENERAL INSTRUCTIONS, PURPOSE AND APPLICABILITY OF THIS FORM:** Completion of this form is required under s. NR 724.13(3), Wis. Adm. Code. A narrative report or letter containing the equivalent information required in this form may be submitted in lieu of the actual form. Failure to submit this form as required is a violation of s. NR 724.13(3), Wis. Adm. Code, and is subject to the penalties in s. 292.99, Wis. Stats. This form must be submitted every six months for soil or groundwater remediation projects that report operation and maintenance progress in accordance with s. NR 724.13(3), Wis. Adm. Code.

Note: Long-term monitoring results submitted in accordance with s. NR 724.17(3), Wis. Adm. Code are required to be submitted within 10 business days of receiving sampling results and are not required to be submitted using this form. However, portions of this form require monitoring data summary information that may be based on information previously submitted in accordance with s. NR 724.17(3), Wis. Adm. Code.

Note: Responsible parties should check with the State Project Manager assigned to the site to determine if this form is required to be submitted at sites responded to under the Federal Comprehensive Environmental Response and Compensation Act (commonly known as Superfund) or an equivalent State lead Superfund response.

Note: Responsible parties should check with the State Project Manager assigned to the site to determine if any of the information required in this form may be omitted or changed and obtain prior written approval for any omissions or changes.

Submittal of this form is not a substitute for reporting required by Department programs such as Waste Water or Air Management. Personally identifiable information on this form is not intended to be used for any other purpose than tracking progress of the remediation by the Bureau for Remediation and Redevelopment.

Personal information collected will be used for administrative purposes and may be provided to requesters to the extent required by Wisconsin's Open Records Law (ss. 19.31-19.39, Wis. Stats.). Unless otherwise noted, all citations refer to Wisconsin Administrative Code.

Note: There is a separate semi-annual report required under s. NR 700.11(1), Wis. Adm. Code. Reporting under that provision is through an internet-based form:

<http://dnr.wi.gov/topic/Brownfields/documents/regs/NR700progreport.pdf>

**Section GI - General Site Information**

**A. General Information**

1. Site name

Former Amoco Terminal

|  |  |                     |
|--|--|---------------------|
| 2. Reporting period from: 01/01/2021                         | To: 12/31/2021   | Days in period: 365 |
| 3. Regulatory agency (enter DNR, DATCP and/or other)<br>WDNR | 4. BRRTS ID No. (2 digit program-2 digit county-6 digit site specific)<br>02-16-117873 |                     |

5. Site location

|   |                   |  |               |         |           |  |
|---|-------------------|--|---------------|---------|-----------|--|
| Region<br>Northern Region   | County<br>Douglas | Address<br>2904 Winter Street, Superior, WI                            |               |         |           |  |
| Municipality name <input type="radio"/> City <input type="radio"/> Town <input type="radio"/> Village<br>Superior | Township<br>49 N  | Range <input type="radio"/> E <input checked="" type="radio"/> W<br>14 | Section<br>16 | ¼<br>NE | ¼ ¼<br>SE |  |

|   |  |                                |
|---|--|--------------------------------|
| 6. Responsible party<br>Name<br>Antea Group, Project Manager Jonathan Zimdars | 7. Consultant<br><input type="checkbox"/> Select if the following information has changed since the last submittal |                                |
| Mailing address<br>5910 Rice Creek Pkwy, Suite 100, Shoreview, MN 55126       | Company name<br>Antea Group  |                                |
| Phone number<br>(651) 639-9449  | Mailing address<br>same  | Phone number<br>(651) 639-9449 |

8. Contaminants  
Gasoline Compounds

9. Soil types (USCS or USDA)  
CL/ML/SC

|   |  |
|---|--|
| 10. Hydraulic conductivity(cm/sec):<br>2x10^-4 (cm/s) | 11. Average linear velocity of groundwater (ft/yr)<br>0.44 to 4.67 ft/yr |
|---|--|

12. If soil is treated ex situ, is the treatment location off site?  Yes  No

|   |   |
|---|---|
| If yes, give location: Region<br><input checked="" type="radio"/> Wisconsin <input type="radio"/> | County<br>Kenosha <input type="radio"/> |
|---|---|

| Municipality name           | City | Town | Village | Township | Range | E | Section | ¼ | ¼ ¼ |
|-----------------------------|------|------|---------|----------|-------|---|---------|---|-----|
| Emco-Waste Service Division |      |      |         | N        |       | W |         |   |     |

Site name: Former Amoco Terminal

Reporting period from: 01/01/2021 To: 12/31/2021

Days in period: 365

## Remediation Site Operation, Maintenance, Monitoring & Optimization Report

Form 4400-194 (R 11/14)

Page 2 of 28

### B. Remediation Method

Only submit sections that apply to an individual site. Check all that apply:

- Groundwater extraction (submit a completed Section GW-1).
- Free product recovery (submit a completed Section GW-1).
- In situ air sparging (submit a completed Section GW-2).
- Groundwater natural attenuation (submit a completed Section GW-3).
- Other groundwater remediation method (submit a completed Section GW-4).
- Soil venting (including soil vapor extraction building venting and bioventing submit a completed Section IS-1).
- Soil natural attenuation (submit a completed Section IS-2).
- Other in situ soil remediation method (submit a completed Section IS-3).
- Biopiles (submit a completed Section ES-1).
- Landspreading/thinspreading of petroleum contaminated soil (submit a completed Section ES-2).
- Other ex situ remediation method (submit a completed Section ES-3).
- Site is a landfill (submit a completed Section LF-1).

### C. General Effectiveness Evaluation for All Active Systems

If the remediation is active (not natural attenuation), complete this subsection.

1. Is the system operating at design rates and specifications?  Yes  No

If the answer is no, explain whether or not modifications are necessary to achieve the goal that was previously established in design.

2. Are modifications to the system warranted to improve effectiveness  Yes  No

If yes, explain:

3. Is natural attenuation an effective low cost option at this time?  Yes  No

4. Is closure sampling warranted at this time?  Yes  No

5. Are there any modifications that can be made to the remediation to improve cost effectiveness?  Yes  No

If yes, explain:

### D. Economic and Cost Data to Date

1. Total investigation cost: \_\_\_\_\_

2. Implementation costs (design, capital and installation costs, excluding investigation costs): \_\_\_\_\_

3. Total costs during the previous reporting period: \_\_\_\_\_

4. Total costs during this reporting period: \_\_\_\_\_

5. Total anticipated costs for the next reporting period: \_\_\_\_\_

6. Are any unusual or one-time costs listed in the reporting periods covered by D.3., D.4. or D.5. above?  Yes  No

If yes, explain:

7. If closure is anticipated within 12 months, estimated costs for project closeout: \_\_\_\_\_

Site name: Former Amoco Terminal

# Remediation Site Operation, Maintenance, Monitoring & Optimization Report

Reporting period from: 01/01/2021 To: 12/31/2021

Form 4400-194 (R 11/14)

Page 3 of 28

Days in period: 365

## E. Name(s), Signature(s) and Date of Person(s) Submitting Form

Legibly print name, date and sign. Only persons qualified to submit reports under ch. NR 712 Wis. Adm. Code are to sign this form for sites with any ongoing active remediation, monitoring or an investigation. Other persons may sign this form for sites with no response activities during the six month reporting period.


### Registered Professional Engineers:

I hereby certify that I am a registered professional engineer in the State of Wisconsin, registered in accordance with the requirements of ch. A-E 4, Wis. Adm. Code; that this document has been prepared in accordance with the rules of Professional Conduct in ch. A-E 8, Wis. Adm. Code; and that, to the best of my knowledge, all information contained in this document is correct and the document was prepared in compliance with all applicable requirements in chs. NR 700 to 726, Wis. Adm. Code.

|            |       |
|------------|-------|
| Print name | Title |
| Signature  | Date  |

### Hydrogeologists:

I hereby certify that I am a hydrogeologist as that term is defined in s. NR 712.03(1), Wis. Adm. Code, and that, to the best of my knowledge, all information contained in this document is correct and the document was prepared in compliance with all applicable requirements in chs. NR 700 to 726, Wis. Adm. Code.

|   |                       |
|---|-----------------------|
| Print name  | Title                 |
| Wayne Hutchinson  | Senior Hydrogeologist |
| Signature  | Date                  |
|   | 2021-12-17            |

### Scientists:

I hereby certify that I am a scientist as that term is defined in s. NR 712.03(3), Wis. Adm. Code, and that, to the best of my knowledge, all information contained in this document is correct and the document was prepared in compliance with all applicable requirements in chs. NR 700 to 726, Wis. Adm. Code.

|            |       |
|------------|-------|
| Print name | Title |
| Signature  | Date  |

### Other Persons:

|            |       |
|------------|-------|
| Print name | Title |
| Signature  | Date  |

### Professional Seal(s), if applicable:





Site name: Former Amoco Terminal

# Remediation Site Operation, Maintenance, Monitoring & Optimization Report

Reporting period from: 01/01/2021 To: 12/31/2021

Form 4400-194 (R 11/14)

Page 4 of 28

Days in period: 365

## Section GW-1, Groundwater Pump and Treat Systems and Free Product Recovery Systems

### A. Groundwater Extraction System Operation:

1. Total number of groundwater extraction wells or trenches available: \_\_\_\_\_ and the number in use during period: \_\_\_\_\_
2. Number of days of operation (only list the number of days the system actually operated, if unknown explain): \_\_\_\_\_

3. System utilization in percent (days of operation divided by reporting time period multiplied by 100). If < 80%, explain:

4. Quantity of groundwater extracted during this time period: \_\_\_\_\_ gallons

5. Average groundwater extraction rate: \_\_\_\_\_ gpm

6. Quantity of dissolved phase contaminants removed during this time period in pounds: \_\_\_\_\_

### B. Free Product Recovery System Operation

1. Is free product (nonaqueous phase liquid) being recovered at this site?  Yes  No

If yes, explain:

Five passive skimmer pumps in the Barge Dock Phase II Skimming system recovering LNAPL from April 28 through October 28, one passive skimmer pump operated in MRW-3 from April 28 through October 28, 2021, and one passive skimmer pump operated in LRMW-7 from April 28 through May 27, 2021.

2. Quantity of free product extracted during this time period (enter none if none): 1,187.9 gallons

3. Average free product extraction rate: 0.01 gpm

### C. System Effectiveness Evaluation

1. Is a contaminated groundwater plume fully contained in the capture zone?  Yes  No

If no, explain:

No, current remediation strategy is to recover free product.

2. If free product is present, is the free product fully contained in capture zone?  Yes  No

If no, explain:

Free product is immobile and Phase II system recovery trends show decreasing recovery rates.

3. If free product is present in any wells at the site, but free product was not recovered during reporting period, explain:

Insufficient LNAPL thickness for select wells on site. Focus was to recover product at wells with an optimal LNAPL thickness for sufficient product recovery.

4. If free product is not present, determine the single contaminant that requires the greatest percent reduction to achieve ch. NR 140 ES and PAL. Perform this calculation for all contaminants that were present at the site that have ch. NR 140 standards. Use the highest contaminant concentration measured in any sampling points during reporting period. If free product is present, write "FREE PRODUCT" in C.4.a.

a. Contaminant: FREE PRODUCT

b. Percent reduction necessary to reach ch. NR 140 ES and PAL: \_\_\_\_\_ %

c. Maximum contaminant concentration level in any monitoring well of that contaminant: \_\_\_\_\_ µg/L

d. Maximum contaminant concentration level in any extraction well of that contaminant: \_\_\_\_\_ µg/L

Site name: Former Amoco Terminal

## Remediation Site Operation, Maintenance, Monitoring & Optimization Report

Reporting period from: 01/01/2021 To: 12/31/2021

Form 4400-194 (R 11/14)

Page 5 of 28

Days in period: 365

- e. If the maximum concentration in a monitoring well is more than one order of magnitude above the concentration measured in an extraction well, explain why the extracted groundwater contamination levels are significantly less than the levels at other locations within the aquifer.

### D. Additional Attachments

Attach the following to this form:

- Most recent report to the DNR Wastewater Program, if applicable.
- Groundwater contour map with capture zone indicated.
- Groundwater contaminant distribution map (may be combined with contour map).
- Graph of cumulative contaminant removal, if both free product recovery and ground water extraction are used, provide separate graphs.
- Time versus groundwater contaminant concentration graphs for the contaminant listed in C.4.a. (above), as follows:
  - Graph of contaminant concentrations versus time for each extraction well in use during the period.
  - Graph of contaminant concentrations versus time for the monitoring well with the greatest level of contamination.
- Groundwater contaminant chemistry table.
- Groundwater elevations table.
- System operational data table.

Site name: Former Amoco Terminal

# Remediation Site Operation, Maintenance, Monitoring & Optimization Report

Reporting period from: 01/01/2021 To: 12/31/2021

Form 4400-194 (R 11/14)

Page 6 of 28

Days in period: 365

## Section GW-2, In Situ Air Sparging Systems

### A. In Situ Air Sparging System Operation

1. Number of air injection wells at the site and the number actually in use during the period: \_\_\_\_\_
2. Number of days of operation (only list the number of days the system actually operated, if unknown explain): \_\_\_\_\_
3. System utilization in percent (days of operation divided by reporting time period multiplied by 100). If < 80%, explain: \_\_\_\_\_

### B. System Effectiveness Evaluation

1. If free product is not present, determine the single contaminant that requires the greatest percent reduction to achieve ch. NR 140 ES and PAL. Perform this calculation for all contaminants that were present at the site that have ch. NR 140 standards. Use the highest contaminant concentration measured in any sampling points during reporting period. If free product is present, write "FREE PRODUCT" in B.1.a.
  - a. Contaminant: \_\_\_\_\_
  - b. Percent reduction necessary to reach ch. NR 140 ES and PAL: \_\_\_\_\_ %
  - c. Maximum contaminant concentration level in any monitoring well: \_\_\_\_\_ µg/L
2. Is there any evidence that air is short circuiting through natural or man-made pathways?  Yes  No  
If yes, explain: \_\_\_\_\_
3. Is the size of the plume:  Increasing  Stabalized  Decreasing ?  
If increasing, explain: \_\_\_\_\_

### C. Additional Attachments

Attach the following to this form:

- Groundwater contour map.
- Groundwater contaminant distribution map (may be combined with contour map).
- When contaminants are aerobically biodegradable, attach a dissolved oxygen in groundwater map (dissolved oxygen may be combined with the contaminant data on a single map).
- Site map with all air injection wells and groundwater monitoring points.
- Graph of contaminant concentrations versus time for the contaminant listed in B.1.a. (above) for the monitoring point with the greatest level of contamination.
- Groundwater contaminant chemistry table.
- Groundwater elevations table.
- System operational data table.

Site name: Former Amoco Terminal

Reporting period from: 01/01/2021

To: 12/31/2021

Days in period: 365

## Remediation Site Operation, Maintenance, Monitoring & Optimization Report

Form 4400-194 (R 11/14)

Page 7 of 28

1. If free product is not present, determine the single contaminant that requires the greatest percent reduction to achieve ch. NR 140 ES and PAL. Perform this calculation for all contaminants that were present at the site that have ch. NR 140 standards. Use the highest contaminant concentration measured in any sampling points during reporting period. If free product is present, write "FREE PRODUCT" in A.1.a

a. Contaminant: \_\_\_\_\_

b. Percent reduction necessary to reach ch. NR 140 ES and PAL: \_\_\_\_\_ %

c. Maximum contaminant concentration level in any monitoring well of that contaminant: \_\_\_\_\_  $\mu\text{g/L}$

2. Aquifer parameters:

a. Hydraulic conductivity: \_\_\_\_\_  $\text{cm/sec}$

b. Groundwater average linear velocity: \_\_\_\_\_  $\text{ft/yr}$

3. Is there a downgradient monitoring well that meets ch. NR 140 standards?  Yes  No

4. Based on water chemistry results, is the plume:  Expanding  Stabalized  Contracting ?

5. If the answer in 4. (above) is "expanding," is natural attenuation still the best option?  Yes  No

If yes, explain:

6. Biodegradation parameters:

a. Upgradient (or other site specific background) DO level: \_\_\_\_\_  $\mu\text{g/L}$

b. DO levels in the part of the plume that is most heavily contaminated \_\_\_\_\_  $\mu\text{g/L}$

7. Is site closure a viable option within 12 months from the date of this form?  Yes  No

8. Are there any modifications that can improve cost effectiveness?  Yes  No

If yes, explain:

9. Have groundwater table fluctuations changed the contaminant level trends over time?  Yes  No

If yes, explain:

10. Has the direction of groundwater flow changed during the reporting period?  Yes  No

If yes, approximate change in degrees: \_\_\_\_\_

### B. Additional Attachments

Attach the following:

- Groundwater contour map.
- Groundwater contaminant distribution map (may be combined with contour map).
- When contaminants are aerobically biodegradable, attach a dissolved oxygen in groundwater map (dissolved oxygen may be combined with the contaminant data on a single map).
- Graph of contaminant concentrations versus time for the contaminant listed in A.1.a. (above) for the monitoring point with the greatest level of contamination.  
Note: This is the minimum required graph; however, it is recommended that multiple time versus contamination concentration graphs as described in the instructions on page 24 for Natural Attenuation of Groundwater be submitted.
- Graph of contaminant concentrations versus distance.
- Groundwater contaminant chemistry table.
- Groundwater biological parameters.
- Groundwater elevations table.

Site name: Former Amoco Terminal

Reporting period from: 01/01/2021

To: 12/31/2021

Days in period: 365

## Remediation Site Operation, Maintenance, Monitoring & Optimization Report

Form 4400-194 (R 11/14)

Page 8 of 28

1. If free product is not present, determine the single contaminant that requires the greatest percent reduction to achieve ch. NR 140 ES and PAL. Perform this calculation for all contaminants that were present at the site that have ch. NR 140 standards. Use the highest contaminant concentration measured in any sampling points during reporting period. If free product is present, write "FREE PRODUCT" in A.1.a.

a. Contaminant: \_\_\_\_\_

b. Percent reduction necessary: \_\_\_\_\_ %

c. Maximum contaminant concentration level in any monitoring well: \_\_\_\_\_ µg/L

2. Is the size of the plume:  Increasing  Stabalized  Decreasing ?

3. Describe the method used to remediate groundwater at the site:

4. List any additional information required by the DNR for this method for this site:

### **B. Additional Attachments**

Attach the following:

- Groundwater contour map.
- Groundwater contaminant distribution map (may be combined with contour map).
- When contaminants are aerobically biodegradable, attach a dissolved oxygen in groundwater map (dissolved oxygen may be combined with the contaminant data on a single map).
- Graph of contaminant concentrations versus time for the contaminant listed in A.1.a. (above) for the monitoring point with the greatest level of contamination.
- Groundwater contaminant chemistry table.
- Groundwater elevations table.
- Any other attachments required by the DNR for this remediation method.

Site name: Former Amoco Terminal

Reporting period from: 01/01/2021

To: 12/31/2021

Days in period: 365

## Remediation Site Operation, Maintenance, Monitoring & Optimization Report

Form 4400-194 (R 11/14)

Page 9 of 28

### A. Soil Venting Operation

**Note:** This form is not required for building vapor mitigation systems that are installed proactively to protect building occupants/users and are not considered part of ongoing active soil remediation.

1. Number of air extraction wells available and number of wells actually in use during the period: \_\_\_\_\_

2. Number of days of operation (only list the number of days the system actually operated, if unknown explain): \_\_\_\_\_

3. System utilization in percent (days of operation divided by reporting time period multiplied by 100). If < 80%, explain: \_\_\_\_\_

4. Average depth to groundwater: \_\_\_\_\_ gpm

### B. Building Basement/Subslab Venting System Operation

1. Number of venting points available and number of points actually in use during the period: \_\_\_\_\_

2. Number of days of operation (only list the number of days the system actually operated, if unknown explain): \_\_\_\_\_

3. System utilization in percent (days of operation divided by reporting time period multiplied by 100). If < 80%, explain: \_\_\_\_\_

### C. Effectiveness Evaluation

1. Average contaminant removal rate for the entire system: \_\_\_\_\_ pounds per day

2. Average contaminant removal rate per well or venting point: \_\_\_\_\_ pounds per day

3. If the average contaminant removal rate is less than one pound per day for the entire system, or if the average contaminant removal rate per well is less than one tenth of a pound per day, evaluate the following:

a. If contaminants are aerobically biodegradable and confirmation borings have not been drilled in the past year:

i. Oxygen levels in extracted air: \_\_\_\_\_ percent

ii. Methane levels in extracted air (ppmv) If over 10 ppmv, explain: \_\_\_\_\_

iii. If methane is not present above 10 ppmv and if oxygen is greater than 20 percent in extracted air, you should either:

- Drill confirmation borings during the next reporting period, if the entire site should be considered for closure.
- Or, perform an in situ respirometry test in a zone of high contamination. Do not perform the test in an air extraction well, use a gas probe or water table well. If a zero order rate of decay based on oxygen depletion is less than 2 mg/kg per day, then you should drill confirmation borings, if the entire site should be considered for closure. If the rate of decay is between 2 and 10 mg/kg, operate for one more reporting period before evaluating further. If the zero order rate of decay is greater than 10 mg/kg total hydrocarbons, continue operating the system in a manner than maximizes aerobic biodegradation.

b. If contaminants are not aerobically biodegradable and confirmation borings have not been recently drilled during the past year, you should drill confirmation borings during the next reporting period if the entire site should be considered for closure.

c. If soil borings were drilled during the past year and soil contamination remains above acceptable levels, explain if the system effectiveness can be increased and/or if other options need to be considered to achieve cleanup criteria.

### D. Additional Attachments

Attach the following to this form:

- Well and soil sample location map indicating all air extraction wells. If forced air injection wells are also in use, identify those wells.
- If water table monitoring wells are present at the site, a map of well locations.
- Time versus vapor phase contaminant concentration graph.
- Time versus cumulative contaminant removal graph.
- Groundwater elevations table, if water table wells are present at the site; also list screen lengths and elevations.
- Table of soil contaminant chemistry data.
- Soil gas data, if gas probes are used to monitor subsurface conditions in locations other than where air is extracted.
- System operational data table.

Site name: Former Amoco Terminal

Reporting period from: 01/01/2021

To: 12/31/2021

Days in period: 365

## Remediation Site Operation, Maintenance, Monitoring & Optimization Report

Form 4400-194 (R 11/14)

Page 10 of

1. Soil gas information in the soil that is most contaminated from a permanently installed gas probe(s) or water table monitoring well(s).
  - a. Hydrocarbon levels: \_\_\_\_\_ ppm, with an FID
  - b. Oxygen levels: \_\_\_\_\_ percent
  - c. Carbon dioxide levels(specify ppm or percent): \_\_\_\_\_
  - d. Methane levels: \_\_\_\_\_ ppm
2. Soil gas information in background (uncontaminated soil) from permanently installed gas probe(s) or water table monitoring well(s):
  - a. Hydrocarbon levels: \_\_\_\_\_ ppm, with an FID
  - b. Oxygen levels: \_\_\_\_\_ percent
  - c. Carbon dioxide levels(specify ppm or percent): \_\_\_\_\_
  - d. Methane levels: \_\_\_\_\_ ppm
3. List the results of the single boring that had the highest levels of soil contamination during the last round of soil sampling, and the date those samples were collected. Since soil borings are only drilled periodically, list the most recent data even if the data is prior to this reporting period. Since this data is used to assess progress based on the most recent soil sampling event, do not list data from prior sampling events.
  - a. Total hydrocarbons (Specify if GRO and/or DRO): \_\_\_\_\_  $\mu\text{g}/\text{kg}$
  - b. Specific compounds ( $\mu\text{g}/\text{kg}$ ):
    - i. Benzene: \_\_\_\_\_  $\mu\text{g}/\text{kg}$
    - ii. 1,2 Dichloroethane: \_\_\_\_\_  $\mu\text{g}/\text{kg}$
    - iii. Ethylbenzene: \_\_\_\_\_  $\mu\text{g}/\text{kg}$
    - iv. Toluene: \_\_\_\_\_  $\mu\text{g}/\text{kg}$
    - v. Total xylenes: \_\_\_\_\_  $\mu\text{g}/\text{kg}$
4. Is there any evidence that contaminants are leaching into groundwater?  Yes  No  
If the answer is yes and if groundwater quality is not being monitored, explain:
5. Is site closure a viable option within 12 months from the date of this form?  Yes  No
6. Are there any modifications that can be made to the remediation to improve cost effectiveness?  Yes  No  
If yes, explain:

### B. Additional Attachments

Attach the following to this form:

- Well and soil sample location map.
- Cross sections showing the water table, soil sampling locations, screened intervals for gas probes or water table wells, geologic contacts, and any former excavation boundaries.
- Graphs of contaminant concentrations, oxygen, carbon dioxide and methane levels over time.
- Groundwater elevations table, if water table wells are present at the site.
- Table of soil contaminant chemistry.
- Table of soil gas readings.

Site name: Former Amoco Terminal

Reporting period from: 01/01/2021 To: 12/31/2021

Days in period: 365

## Remediation Site Operation, Maintenance, Monitoring & Optimization Report

Form 4400-194 (R 11/14)

Page 11 of

1. Describe the method used to remediate soil at the site:

2. List all information required by the DNR for this remediation method for this site:

### **B. Additional Attachments**

Attach the following to this form:

- Any other attachments required by the DNR for this remediation method.



Site name: Former Amoco Terminal

# Remediation Site Operation, Maintenance, Monitoring & Optimization Report

Reporting period from: 01/01/2021

To: 12/31/2021

Days in period: 365

Form 4400-194 (R 11/14)

Page 12 of

## Section ES-1, Ex Situ Soil Treatment Using Biopiles

### A. Effectiveness Evaluation

1. Volume of soil in the biopile (if multiple biopiles, list number of piles and total volume):

2. Monitoring used to assess progress and verify optimal conditions for biodegradation.

a. Vapor phase measurements of gases (average of all readings from most recent sampling event):

i. VOCs by FID: \_\_\_\_\_ ppm

ii. Oxygen: \_\_\_\_\_ percent

iii. Carbon dioxide: \_\_\_\_\_ percent

iv. Methane: \_\_\_\_\_ ppm

b. Soil temperature: \_\_\_\_\_ °F

c. Soil moisture sensors, if used: \_\_\_\_\_ percent

3. Treatment amendments added to the soil during construction:

a. Artificial nutrients, excluding manure.

i. Types and total pounds added:

ii. Nitrogen and phosphorous content of the added amendment: \_\_\_\_\_ percent

b. Manure: \_\_\_\_\_ total pounds

c. Natural organic materials (straw, wood chips, etc.)(type and total pounds):

4. Forced air biopiles only answer the following:

a. Total air flow rate of the ventilation system: \_\_\_\_\_ scfm

b. Average contaminant removal rate: \_\_\_\_\_ pounds per day

c. Average biodegradation rate based on oxygen utilization: \_\_\_\_\_ pounds per day

5. If soil samples have been taken to monitor progress, list results. Only list the most recent results. If none collected enter NA.

a. Total hydrocarbons. Specify if GRO and/or DRO: \_\_\_\_\_ µg/kg

b. Specific compounds (µg/kg):

i. Benzene: \_\_\_\_\_ µg/kg

ii. 1,2 Dichloroethane: \_\_\_\_\_ µg/kg

iii. Ethylbenzene: \_\_\_\_\_ µg/kg

iv. Toluene: \_\_\_\_\_ µg/kg

v. Total xylenes: \_\_\_\_\_ µg/kg

### B. Additional Attachments

Attach the following to this form:

- Figure showing the construction details of the biopile and any sampling locations within the biopile.
- Table of soil contaminant chemistry data.
- Table of operational data.

Site name: Former Amoco Terminal

# Remediation Site Operation, Maintenance, Monitoring & Optimization Report

Reporting period from: 01/01/2021

To: 12/31/2021

Form 4400-194 (R 11/14)

Page 13 of

Days in period: 365

## Section ES-2, Ex Situ Soil Treatment Using Landspreading/Thinspreading

### A. Effectiveness Evaluation

1. Method used:  landspreading  thinspreading

**Note:** For purposes of this form, "landspreading" is the placement of contaminated soil on native topsoil, incorporation of that soil into the native soil and planting crops or other plants on it. The term "thinspreading" refers to placing contaminated soil on an impervious base for aeration.

2. Was any progress monitoring using field screening on soil conducted during this reporting period?  Yes  No

3. If the answer to A.2. (above) is yes:

i. List monitoring method:

ii. List monitoring results:

4. Is there any evidence of soil erosion at the landspreading/thinspreading location?  Yes  No

5. Spreading thickness: \_\_\_\_\_ inches

6. Type of crop planted (if thinspreading with no crop planted, so state):

7. Confirmation sampling date: \_\_\_\_\_ Anticipated confirmation sampling date: \_\_\_\_\_

8. Most recent soil sample results, if soil samples for laboratory analysis have been collected to monitor progress. Only list the highest result of the most recent sampling round. If no samples have been collected, enter NA.

a. Total hydrocarbons. Specify if GRO and/or DRO: \_\_\_\_\_  $\mu\text{g}/\text{kg}$

b. Specific compounds ( $\mu\text{g}/\text{kg}$ ):

i. Benzene: \_\_\_\_\_  $\mu\text{g}/\text{kg}$

ii. 1,2 Dichloroethane: \_\_\_\_\_  $\mu\text{g}/\text{kg}$

iii. Ethylbenzene: \_\_\_\_\_  $\mu\text{g}/\text{kg}$

iv. Toluene: \_\_\_\_\_  $\mu\text{g}/\text{kg}$

v. Total xylenes: \_\_\_\_\_  $\mu\text{g}/\text{kg}$

### B. Additional Attachments

Attach the following to this form:

- Map of the landspreading/thinspreading area. If soil samples have been collected, specify locations of samples and dates of sampling.
- Table of soil contaminant chemistry data.
- Table of any field screening results with dates of sample collection.

Site name: Former Amoco Terminal

## Remediation Site Operation, Maintenance, Monitoring & Optimization Report

Reporting period from: 01/01/2021

To: 12/31/2021

Form 4400-194 (R 11/14)

Page 14 of

### Section ES-3, Landfills

**Note:** Reporting forms or reporting requirements in a Department approved Operation and Maintenance Plan for a landfill may take the place of this form.

| Specific Inspection Items                         | Potential Problem Areas   | Status | Notes |
|---|---|--------|-------|
| Perimeter Security Fencing                        | Broken or missing wood slats, torn chain link fabric, barbed wire, other - list   |        |       |
| Entrance Gate and Locking Mechanism               | Lockbroken/missing, mechanism inoperative.  |        |       |
| Monitoring Wells and Wellhead Covers              | Signs of tampering, casing damaged, lock missing.   |        |       |
| Final Cover Vegetation                            | Bare spots, stressed vegetation, deep rooted vegetation.  |        |       |
| Final Cover Slope (explain below)                 | Gullies, lack of vegetation, subsidence, ponding.   |        |       |
| Evidence of Burrowing Animals                     | Damage to final cover, evidence of waste.   |        |       |
| Stormwater Drainage Channels                      | Gullies, erosion, debris, culvert blocked.  |        |       |
| Passive Landfill Gas Venting System               | Damaged or blocked vent risers, stressed vegetation.  |        |       |
| Active Landfill Gas Extraction System             | Damaged or blocked piping, cleanouts, other blower flare, knockouts, etc.   |        |       |
| Leachate Collection System                        | Pumps, connection piping, collection system piping, extraction wells, collection tanks, tanker truck loading system or sanitary sewer discharge piping. |        |       |
| Access Road Cover Mowing; Tall Vegetation Removal | Ponding, rutting, erosion, cracked or damaged pavement. Mowing and tall vegetation removal done to specified vegetation.                                |        |       |

Summary of Deficiencies and/or Corrective Actions:

Site name: Former Amoco Terminal

## Remediation Site Operation, Maintenance, Monitoring & Optimization Report

Reporting period from: 01/01/2021 To: 12/31/2021

Form 4400-194 (R 11/14)

Page 15 of

Days in period: 365

### **B. Additional Attachments**

Attach the following to this form:

- Any photographs documenting problems and maintenance activities.
- Maps, drawings showing site features requiring maintenance.
- Records for leachate pumping/discharge/hauling.
- Records for active gas extraction volumes.

**Section INS- 1, Section by Section Instructions and Information**

**Specific Section by Section Instructions for This Form.** The site name and reporting period is listed on every page. Then if the pages are inadvertently separated, that information can be used to determine which pages form the report.

**General Site Information**

- A.1. List the name as it appears on the DNR tracking system. If the person filling out the form does not know what the name on the tracking system is, use the name that the DNR used in the most recent correspondence.
- A.2. The reporting period should be either from January 1 to June 30 or July 1 to December 31 for active systems. For passive systems, use a calendar year basis. If however the report covers a newly installed system, list the actual startup date instead of January 1 or July 1. For new passive systems, use the first date that monitoring data is available as the date of startup.
- A.3. Enter all regulatory agencies that regulate the site.
- A.4. This form is a DNR form. For that reason, list the DNR site number. If there are other agencies regulating the site, listing identification numbers for other agencies is also recommended, but not mandatory, unless specified by those other agencies.
- A.5. If the information listed for the site location is not sufficient information for a person to use to drive to a site (example: no street address in a rural area), also include a map that is sufficient for a person to use to drive to the site. A U.S. G.S. topographic map that shows the site location may be used.
- A.8. List the contaminants that have at one time exceeded the PALs or Table Values in ch. NR 720. If GRO and/or DRO exceed the ch. NR 720 standards, also list GRO and/or DRO. Do not list other contaminants that have never exceeded state standards at the site. If more room is necessary, write "SEE ATTACHED SHEETS" and list all contaminants on a separate sheet.
- A.9. List the predominant soil types that are contaminated. If there is both contaminated soil and groundwater at the site, list soil types both above and below the water table. If only some soil is contaminated, do not list the soil types that are uncontaminated. If the site soils meet soil cleanup criteria, but groundwater is contaminated, so state that. Specify if the USCS or USDA system is used for soil descriptions. This line specifies soil because the vast majority of contaminated sites do not have contaminated bedrock. If bedrock is contaminated, also list that bedrock type.
- A.10. If the groundwater meets ch. NR 140 standards, enter "NA - NO NR 140 EXCEEDANCES". Otherwise, list the estimated hydraulic conductivity and the method used to estimate it (bail-down tests, calculations based on grain size, pumping test, etc.) If the hydraulic conductivity has not been determined, state when the tests are to be conducted. When a number of test results are available, list the range of results and the geometric mean. If however some results have a low level of accuracy and some results have a high level of accuracy, you should only list the most accurate results. See the Section on aquifer testing in the *Guidance on Design, Installation and Operation of Ground Water Extraction and Product Recovery Systems* for more information.
- A.11. If the groundwater meets ch. NR 140 standards, enter "NA - NO NR 140 EXCEEDANCES". Otherwise, enter groundwater average linear velocity as a function of hydraulic conductivity, effective porosity and the groundwater gradient. You should use the geometric mean from A.11. (above) and the most representative value for the gradient at the site. Estimate the effective porosity based on soil types and geologic origin of the soil. If there are reasons to believe that the average liner velocity estimate is less than the actual rate at the site, so state that reason. Secondary porosity effects, flow through submerged utility trenches, widespread contaminant distribution in low permeability soils, etc., are reasons to assume that the actual migration rate is much greater than the predicted average linear velocity. In such cases, you should explain the reasoning for doubting the predicted average linear velocity.
- A.12. If the information listed for the soil treatment location is not sufficient information for a person to use to drive to a site, also include a map that is sufficient for a person to use to drive to the site. A U.S.G.S. topographic map or a plat map that shows the site location may be used.

- B. Check all methods used at a site. For example, if groundwater extraction, free product recovery and soil venting are used, check all three methods and submit the additional pages for those methods. If dual-phase or bioslurping are used, these methods extract both air and groundwater, check boxes for and attach additional pages for both soil venting and pump and treat.
- C. Remediation systems that use any form of enhancement are considered "active" and sites where there are no enhancements of any kind are considered "passive" forms of remediation. For purposes of these forms, natural attenuation (also called naturally occurring bioremediation) is "passive" and all other remediation methods are "active" methods.
- C.1. Design flow rates refers to flow rates such as gallons per minute extracted by a ground water extraction system, standard cubic feet per minute extracted by a soil venting system, standard cubic feet per minute injected by an in situ air sparging system, etc. If the actual flow rate is within 80 percent of the rate predicted in the design, consider that as meeting the design specification.
- D. The cost data in this section is used by DNR staff to evaluate whether or not the selected remedy is the most cost effective remedy and whether or not system modifications may be warranted to improve efficiency and/or cost effectiveness. Responsible parties and consultants are encouraged to submit cost information so that DNR staff may assist responsible parties and consultants accomplish environmental cleanups in the most cost effective manner.

Total costs for past costs are all costs to date. This information is for all costs that were incurred to investigate and/or remediate the site. These costs include but are not limited to: consulting labor and supplies, laboratory testing, transportation, equipment, etc. If the consultant does not pass all costs through the consulting firm, the consultant will need to contact their client for other non-consulting costs to determine total costs. Exceptions include costs for attorney fees, accounting, claim assistance in preparing claims to state reimbursement funds, or other indirect expenses that are not essential to remediating the site.

- D.2. The initial implementation costs are all costs that are incurred to start implementing a remedy at a site. Costs for the investigation however are excluded because those costs are incurred prior to remedy selection. Since costs for treatability and/or pilot testing are used to procure data for remedial design and are specific to different remediation methods, these costs should be included in implementation costs and not investigation costs. Startup or shakedown costs are also considered implementation costs and should not be considered operation and maintenance costs.
- D.3. Costs for implementation or investigation should not be repeated here or they will be double counted.
- D.4. Costs for implementation or investigation should not be repeated here or they will be double counted.
- D.5. Costs for implementation or investigation should not be repeated here or they will be double counted.
- D.6. Examples of one-time or unusual costs include the following:
  - o Replacing a burned out motor on a pump.
  - o Replacement of a well that was destroyed by a snowplow.
  - o Confirmation sampling to determine if the site meets closeout criteria. This type of cost is considered an unusual cost because this type of sampling is not conducted during most reporting periods.
- D.7. This estimate of costs is for all costs to close out a site minus the salvage value of any remediation equipment. Pertinent costs include items such as well abandonment, equipment removal from the site, consulting costs associated with these items, etc. Do not include any costs that will not be paid by a state reimbursement fund, such as repaving.

**Section GW-1, Groundwater Extraction and Product Recovery**

- A.1. List two numbers, the total number of extraction wells at the site and the number that were in actual use during the period. If all wells were in use, state that on the form.
- A.2. The number of days of operation are the number of days that the system was actually operated. If the system was shut down for reasons such as: repairs were necessary, piping froze, shut down to provide time for subsurface conditions to equilibrate before sampling, etc., do not list those days as being in operation.
- A.3. System utilization is a measure of the amount of time that the system operated relative to the amount of time that it could have operated.
- A.5. The average is for the entire site, not per well or trench. For purposes of determining the average ground water extraction rate, calculate the average based on the total volume of groundwater extracted divided by the time of the reporting period. For example, if the system operated at 10 gallons per minute for one month, the amount of water extracted would be approximately 432,000 gallons. If the reporting period was six months long, then the time period is approximately 260,000 minutes. Therefore, the average flow rate over six months is 432,000 divided by 260,000 minutes for an average flow rate of 1.67 gallons per minute (gpm).
- A.6. Calculate the total dissolved contaminants removed in pounds. If the estimate is a sum of BTEX and not based on a total hydrocarbon test (GRO and/or DRO), so state that on the form.
- B.3. The average should be based on the entire site over the entire reporting period. See instructions above for A.5. List the free product recovery rate as gallons per day (gpd), not gallons per minute (gpm).
- C.1. To answer this question, a thorough evaluation of water levels and chemical analyses in all monitoring points at the site is necessary.
- C.2. If the capture zone has not been determined mathematically, it will need to be determined to answer this question. See the *Guidance on Design, Installation and Operation of Ground Water Extraction and Product Recovery Systems* for and any recent update or errata sheets for more information on plume capture.
- C.4. When free product is present, line C.4.a. should state "FREE PRODUCT" and lines C.4.b. through C.4.d. are left blank. Otherwise, complete the following calculations.  
There typically are several compounds at most contaminated sites that exceed the standards in ch. NR 140. The purpose of this question is to focus on the single contaminant that requires the most treatment to achieve groundwater quality standards on a percent reduction basis. For example, the most recent round of sampling at an example site demonstrated the highest levels of contaminants were 1,000 µg/L benzene and 1,000 µg/L toluene in the most heavily contaminated monitoring well. The ES and PAL for benzene is 5 µg/L and 0.5 µg/L (respectively) and for toluene the ES and PAL is 343 µg/L and 68.6 µg/L (ES and PAL data as of August 1995). Therefore the percent reduction to meet the ES and PAL for benzene is 99.5 and 99.95 percent and for toluene it is 65.7 and 93.14 percent. For that reason, the single contaminant that is most critical to reaching state groundwater standards is benzene. Therefore benzene is entered on line a. In this example, 99.5 and 99.95 percent is entered on line b. In this example, 1,000 µg/L is entered on line c. In this example, benzene is the driving factor, therefore enter the maximum benzene level in the single most heavily contaminated extraction well during the most recent sampling period on line d.
- D. See the generic discussion at the end of the instructions (below) for figures, graphs and tables, starting on page INS-2.

**Section GW-2, In Situ Air Sparging**

- B.1. See instructions for Section GW-1, Item C.4.
- C. See the generic discussion at the end of the instructions (below) for figures, graphs and tables, starting on page INS-2.

**Section GW-3, Natural Attenuation in Groundwater**

- A.1. See instructions for Section GW-1, Item C.4.
- A.2.a. List the estimated hydraulic conductivity that was listed on line A.11 in Section GI-1.
- A.2.b. List the groundwater average linear velocity that was listed on line A.12 in Section GI-1.
- A.3. Assess the monitoring well network to determine if there is a down gradient well that has not been impacted by the contaminants. Consider the possibility of a submerged (or diving) plume in that assessment. If all evidence indicates that the plume does not extend to the farthest "clean" downgradient well, indicate "YES" on the form. Otherwise indicate "NO" on the form. If there are not plans to install such a well, explain.
- A.4. Based on the contaminant distribution, evaluate whether or not the plume is expanding, stabilized, or contracting. When making this determination, consider the contaminant that requires the greatest percent reduction to achieve ch. NR 140 standards.
- A.5. If the plume is expanding and a justification is necessary, add additional sheets justifying why natural attenuation is still the appropriate remedy. If it is not, further describe in the explanation the plans to use a different remedy.
- A.6.a. Enter the upgradient dissolved oxygen (DO) level(s). If however there are contaminants measured in the upgradient well, it is not a true background measurement. In that case enter "UNKNOWN" on the form.
- A.6.b. Enter the range of DO values measured in wells within the plume.
- B. See the generic discussion at the end of the instructions (below) for figures, graphs and tables, starting on page INS-2.

**Section GW-4, Other Groundwater Remediation Methods**

- A.1. See instructions for Section GW-1, Item C.4.
- A.2. Self explanatory.
- A.3-4. Enter the information specified by the DNR for this method at this site.

**Section IS-1, Soil Venting (Including both Soil Vapor Extraction and Bioventing)**

- B.3. This subsection is used as a trigger for determining if the system requires an evaluation for future activities, such as improvements, converting the site to monitoring for natural attenuation, closure, etc. If an in situ respiration test must be performed, see Hinchee, R.E. and Ong, S.K. 1992. A Rapid In Situ Respiration Test for Measuring Aerobic Biodegradation Rates of Hydrocarbons in Soil. *Journal of the Air and Waste Management Association*. Volume 42, Number 10. Pages 1305 to 1312 for general procedures. For a discussion of methane monitoring, see the instructions for Section IS-2, item A.1.d., below. If the contaminant extraction rate in B.3. is greater than the trigger levels, leave lines B.3.a.i. and B.3.a.ii. blank.
- C. See the generic discussion at the end of the instructions (below) for figures, graphs and tables, starting on page INS-2.



**Section IS-2, Natural Attenuation in Soil**

- A.1. This data is used to assess subsurface conditions based on soil gas data. Whenever possible, a permanently installed gas probe should be used. If at all possible, the gas probe should be located in the part of the site that is most heavily contaminated, since that is the part of the site that is likely to take the longest amount of time to meet ch. NR 720 standards. Water table wells that have screen exposed above the water table are also good measuring points. When installing permanent gas probes, you should install the screen deep enough that a true measure of the most heavily contaminated soil is possible, but install the screen shallow enough to assure that it is not submerged by groundwater table fluctuations. In some situations where the depth of contamination is variable, consideration should be given to using nested gas probes instead of only using probes at a single depth. Measuring points that should not be used include temporary gas probes because these points are less repeatable from one monitoring event to the next. Also, if there has been an active soil venting system in use at the site, the air extraction wells should not be used because these wells are in locations that have had much more aggressive treatment than the rest of the site.
- A.1.a. A flame ionization detector (FID) is specified instead of a photo ionization detector (PID) because PIDs often read inaccurately in moist oxygen deficient/carbon dioxide rich atmospheres. Also, PIDs do not detect some petroleum compounds.
- A.1.d. Methane readings are used to measure for anaerobic conditions. When the original product that is lost is a refined petroleum product (not crude oil), there should not be any methane within the product. Methane however may be produced under very anaerobic conditions. Any method may be used for measuring methane provided that the detection limit is less than a few ppmv. One convenient method is to use an FID that is equipped with a granular activated carbon filter to filter out non-methane components. Some instrument manufacturers make these filters available as options. In some cases an FID will flame out due to an oxygen deficiency. Some instrument manufacturers offer a dilution device as an accessory that is designed to prevent flameouts and also raises the upper limit of measurement to 10,000 ppmv or higher. If the meter "pegs" at 10,000 ppmv (or one percent), enter ">10,000 ppmv."
- A.2. The background monitoring point is predominantly used to measure natural oxygen and carbon dioxide levels in soil over time. For this reason, the background monitoring point should be reasonably close to the site, but not so close that the conditions are no longer representative. Considerable variations over time can occur, this background point should be measured during every sample event. Considerations for determining if a background point is representative include:
  - o If an on-site background point has minor levels of VOCs in it due to gas phase diffusion, that is acceptable, but if the levels are high, it may not be representative of true background conditions.
  - o Background oxygen and carbon dioxide levels vary with soil type and natural organic carbon content. For this reason, if at all possible, the soil types should be identical within the screened interval of all gas probes.
  - o The same depths should be used for all gas probes to allow comparison from one location to the next. If the depth to water varies greatly across the site, a certain amount of confusion in the data is likely. In this case, use professional judgement to provide the best data possible at a reasonable cost.
- A.3. Enter this data for petroleum fuel sites. For other sites, provide the data that is most appropriate for the situation.
- B. Cross sections are self explanatory, see the generic discussion at the end of the instructions (below) for other attachments.

**Section IS-3, Other In Situ Soil Treatment Methods**

- A.2. Enter the information specified by the DNR for this method at this site.

Site name: Former Amoco Terminal

Reporting period from: 01/01/2021

To: 12/31/2021

Days in period: 365

## Remediation Site Operation, Maintenance, Monitoring & Optimization Report

Form 4400-194 (R 11/14)

Page 21 of

### **Section ES-1, Ex Situ Soil Treatment Using Biopiles**

- A.3.a. The term "artificial nutrients" essentially means agricultural fertilizers or any other fertilizer products.
- A.3.a.i. The types of fertilizers that are added should be listed here by chemical names, not by vendor trade names.
- A.3.a.ii. List nitrogen content as N, list phosphorous content as phosphoric acid (P<sub>2</sub>O<sub>5</sub>). Note: Fertilizer ratings are based not on actual content of N, P and K, but on nitrogen (as N), phosphorous (as P<sub>2</sub>O<sub>5</sub>) and potassium (as K<sub>2</sub>O).
- A.4.c. See example calculations at the end of this set of instructions.
- A.5. Enter this data for petroleum fuel sites. For other sites, provide the data that is most appropriate for the situation.
- B. The figure is self explanatory. See the generic discussion at the end of the instructions (below) for instructions for the tables.

### **Section ES-2, Ex Situ Soil Treatment Using Landspreading/Thinspreading**

- B. A map to scale of the landspreading location including and landmarks or benchmarks. When samples have been collected, the distances to any landmarks or benchmarks should be indicated.

### **Section ES-3, Other Ex Situ Soil Treatment Methods**

- A.2. Enter the information specified by the DNR for this method at this site.

**Section INS- 2, Figures, Graphs and Tables**

When figures and graphs are specified, they should at a minimum contain the following information, or an explanation as to why the information is not necessary.

**Maps.** All maps should include the applicable information specified in s. NR 724.11(6), Wis. Adm. Code. In most cases, all information can be combined into a single map. There are times that a single map will have so much data that it is essentially unreadable. The consultant should use professional judgement when determining if a single map or multiple maps best portray the information necessary.

- Groundwater Contour Map Guidelines.

- List groundwater elevations for each measuring point on the map.
- Use the most recent data available.
- For water table maps, do not use data from deeper piezometers. If piezometer data is shown, use a different symbol for the piezometers than used for water table wells.
- If any wells are dry, indicate that on the map.
- If free product is present at site, shade the area where free product is estimated to be present.
- If groundwater is extracted with a pump and treat system, also denote plume capture zone.
- If in situ air sparging or soil venting is in use, specify on the map if the system was operating or shut down during the water level measurements. See the Subsection on water table maps in the *Guidance on Design, Installation and Operation of Ground Water Extraction and Product Recovery Systems* for more information on this topic.

- Groundwater Contaminant Distribution Map Guidelines.

- Only contaminants that exceed the ch. NR 140 ES or PAL should be shown on the map. When contaminants are above the PAL or ES at some data points and below the PAL or ES at other data points, list the data for all locations to portray which areas of the site meet ch. NR 140 groundwater quality standards.
- If a well is not sampled due to the presence of free product indicate "FREE PRODUCT" at those data points.
- If more than five contaminants exceed ch. NR 140 ES, only the five contaminants that require the greatest percent reduction to achieve ch. NR 140 ES or PAL should be shown on the map.
- Drawing isoconcentration lines is optional, unless specified for the site on a site specific basis.
- If the contamination has crossed the property line, that property line should be clearly denoted on the map.
- If in situ air sparging is used, water samples from ch. NR 141 type monitoring wells may not represent aquifer water quality as a whole. For that reason, groundwater data should be obtained from driven probes with no filter pack. If there are no driven probes and conventional ch. NR 141 monitoring wells are used, shut down the air injection system at least two weeks prior to collecting groundwater samples. See the *Guidance on Design, Installation and Operation of In Situ Air Sparging Systems* and the August 1995 update sheets for more information on this topic.

- Dissolved Oxygen Map Guidelines.

- Dissolved oxygen data may be shown on the contaminant concentration graphs or on a separate graph.
- Dissolved oxygen maps are optional for ground water extraction and product recovery systems.
- When in situ air sparging is used, monitoring points may not represent aquifer water quality as a whole. For that reason, groundwater data should be obtained from driven probes with no filter pack. If there are no driven probes and conventional ch. NR 141 monitoring wells are used, shut down the air injection system at least two weeks prior to collecting groundwater samples for DO. See the *Guidance on Design, Installation and Operation of In Situ Air Sparging Systems* and the August 1995 update sheets for more information on this topic.

- Well and Soil Sample Location Map Guidelines. Well and sample location maps for all methods should clearly indicate the location(s) of the release or the area where soil contamination historically has been highest. Also, if part of the contamination has been excavated, the pit boundaries.

The recommended documentation for each remedial method is as follows:

- Groundwater Extraction and Product Recovery - separate well location maps should not be provided, instead the wells should be indicated on the groundwater contour and contaminant distribution maps.
- In Situ Air Sparging - the map should indicate all air injection wells, soil venting extraction wells, and all groundwater monitoring points.

**Maps (Continued).**

- Natural Attenuation in Groundwater - separate well location maps should not be provided, instead the wells should be indicated on the groundwater contour maps.
- Soil Venting - indicate all air extraction wells. If any gas probes are used to assess subsurface conditions in either contaminated zones or background locations, also indicate those data points with a different symbol. If soil samples have been collected recently to track progress, indicate those locations with the date of sampling noted on the map.
- Natural Attenuation in Soil - show all monitoring points. Indicate which data points are background measuring points. If soil samples have been collected recently to track progress, indicate those locations with the date of sampling noted on the map. If the site was previously treated by soil venting, the locations of former air extraction wells should also be shown since these are areas where aggressive treatment has been applied. Also show area(s) of paved and unpaved ground surface. If pavement is significantly broken to allow significant water infiltration and air diffusion, map that area as broken pavement.

**Graphs.** All graphs that show time versus contaminant concentration or cumulative contaminant removal should be based on total time, not only operation time. All graphs that denote cumulative removal should use pounds of contaminant removed. Graphs should accurately show the time period(s) when the system was not operating. Plot time on the X axis, concentration or cumulative removal data on the Y axis.

- Time Versus Cumulative Removal. The recommended documentation for each remedial method is as follows:
  - Groundwater Extraction and Product Recovery - separate graphs should be used for free product recovery and dissolved phase recovery. A single graph for each phase is adequate, per well graphs are only necessary when specified by the Department on a site specific basis.
  - In Situ Air Sparging - no graph is necessary (removal data is shown on the graphs for the soil venting system).
  - Natural Attenuation in Groundwater - no graph is necessary.
  - Soil Venting - provide a graph of cumulative removal for total VOCs for the total system.
  - Natural Attenuation in Soil - no graph is necessary.
  - Ex Situ Soil Treatment Using Biopiles - Provide two graphs, one showing cumulative removal of total VOCs and a second graph showing total contaminant biodegradation over time.
  - Ex Situ Soil Treatment Using Landspreading/Thinspreading - no graphs are needed.
- Time Versus Contamination Concentration Graphs. Create graphs with contamination level on the y axis (semilog scale) and time on the x axis (linear scale). If free product is present, time versus contamination concentration graphs are not necessary.

The recommended documentation for each remedial method is as follows:

- Groundwater Extraction and Product Recovery - graph the contaminant level over time for the groundwater that is extracted by the extraction system. List all compounds that exceed ch. NR 140 ES or PAL. If over five contaminants exceed ch. NR 140 standards by the greatest percent.
- In Situ Air Sparging - provide a graph for the single monitoring well that is most heavily contaminated. If over five contaminants exceed ch. NR 140 ES or PAL, only list the five contaminants that exceed ch. NR 140 standards by the greatest percent.
- Natural Attenuation in Groundwater - provide a graph for all monitoring wells that contain any compounds that exceed ch. NR 140 standards. If over five contaminants exceed ch. NR 140 ES or PAL, only list the five contaminants that exceed ch. NR 140 standards by the greatest percent.
- Soil Venting - provide a graph of contaminant concentration over time for the entire system for total VOCs. If any gas probes are used to assess subsurface conditions in either contaminated zones, also provide a graph with the data from the most heavily contaminated gas probe.
- Natural Attenuation in Soil - provide a graph of contaminant concentration over time for total vapor phase VOCs as measured with an FID, oxygen, carbon dioxide and methane in a gas probe.
- Ex Situ Soil Treatment Using Biopiles - no graph is necessary.
- Ex Situ Soil Treatment Using Landspreading/Thinspreading - no graphs are needed.

**Graphs (Continued).**

- Graph of Contaminant Concentrations Versus Distance. If free product is present, a graph of contaminant concentrations versus distance is not necessary.

The recommended documentation for each remedial method is as follows:

- Groundwater Extraction and Product Recovery - no graph is necessary.
- In Situ Air Sparging and Natural Attenuation in Groundwater - plot a graph with distance (on the x axis, linear scale) and contaminant concentrations (y axis, log scale) from the upgradient measurement point to the farthest downgradient data point along the centerline of the plume. List the same contaminants as shown on the Time Versus Contaminant Concentration Graphs. Clearly show the source area on the graph. If free product has been present, label the data points that previously contained free product. For in situ air sparging, see comments above about samples collected from conventional monitoring wells with filter packs versus driven probes.

**Tables.** Whenever possible, data over the life of the project should be listed.

The recommended documentation for each type of table is as follows:

- Groundwater Contaminant Chemistry Data.

List:

- Contamination levels for all contaminants that exceed ch. NR 140 standards.
- Dissolved oxygen levels if applicable.
- Other biological parameters, if applicable (nitrogen, phosphorous, manganese, sulphate, iron, dissolved methane, redox potential, pH, microbial population size, etc.). See instructions for page GW-3 for more information on these parameters. Also, list the dates the samples were collected and the standard methods used to analyze the samples.

- Groundwater Biological Parameters.

For natural attenuation in groundwater only, these measurements should be listed (if known) to provide information on biodegradation. This table is not necessary for free product extraction, groundwater extraction or in situ air sparging.

Provide a table that includes any results of tests conducted for dissolved oxygen, nitrate, manganese, iron, sulphate, methane, redox potential, heterotrophic and/or hydrocarbon degrading microorganism populations. Identify on the table if the monitoring locations are upgradient, side gradient, downgradient, or within the plume, dates of sampling, and the analytical methods used for those parameters. Include all data for the life of the project. Since some of these tests are only conducted once, or periodically - enter "NS" in the table for not sampled for any parameters that were not sampled during a particular round of sampling.

When asked to list the standard methods, list the method if a standard method exists. There are however some tests (for example dissolved methane) where there are no official standard laboratory or field methods. In this case the laboratory will have to create their own standard procedures. In these cases list the name of the laboratory and that laboratory's name for that test.

Specific considerations for each parameter are as follows:

- Dissolved oxygen (mg/L). The most efficient mechanism for natural or enhanced biodegradation of petroleum compounds is aerobic biodegradation.
- Nitrate (mg/L as N). Nitrate ( $\text{NO}_3^{-1}$ ) is a potential electron acceptor for denitrification and also serves as a nutrient for heterotrophic microbial populations to enhance aerobic biodegradation. Decreasing nitrate levels from background wells to wells within the plume are an indication of either aerobic or anaerobic biodegradation.
- Manganese as  $\text{Mn}^{+2}$  (mg/L). Manganese as  $\text{Mn}^{+4}$  is converted to soluble manganese as  $\text{Mn}^{+2}$  under anaerobic biodegradation. For this reason, total manganese analysis is not appropriate, only soluble manganese as  $\text{Mn}^{+2}$ . When the levels of soluble manganese are higher in wells within the plume than in background wells, that is an indication of anaerobic biodegradation.
- Iron as  $\text{Fe}^{+2}$  (mg/L). Iron as  $\text{Fe}^{+3}$  is converted to soluble iron as  $\text{Fe}^{+2}$  under anaerobic biodegradation. For this reason, total iron analysis is not appropriate, only soluble iron as  $\text{Fe}^{+2}$ . When the levels of soluble iron are higher in wells within the plume than in background wells, that is an indication of anaerobic biodegradation.

- Dissolved sulphate ( $\text{SO}_4^{-2}$ , mg/L). Sulphate ( $\text{SO}_4^{-2}$ ) is a potential electron acceptor. Decreasing sulphate levels from background wells to wells within the plume are an indication of anaerobic biodegradation.
- Dissolved methane (mg/L). Methane is produced under anaerobic conditions. Since background methane levels can usually be assumed to be zero, in most cases only measurements within the plume are used. Exceptions are when the natural soils have very high levels of TOC (for example peat), background methane levels are also warranted. When the contaminant is crude oil instead of a refined petroleum product, methane measurements may however cause erratic results. Significant amounts of methane may be created when other electron acceptors ( $\text{NO}_3^{-1}$ ,  $\text{Mn}^{+4}$ ,  $\text{Fe}^{+3}$  and  $\text{SO}_4^{-2}$ ) are exhausted. For this reason, significant levels of methane are indicative of very very anaerobic conditions.
- Redox potential (millivolts, include + or - sign). Redox potential is another measure of the level of aerobic/anaerobic conditions, however it is a much more sensitive measurement than DO at very low levels of DO.
- Heterotrophic and hydrocarbon degrading microorganism populations (CFU/mL). Heterotrophic and specific hydrocarbon degrader population sizes should be listed for both background locations and locations within the plume, if there is information available. There is disagreement by many of the experts within the field as to the merits of sampling for this parameter. Refer to other DNR guidance documents on natural attenuation (or passive bioremediation) for more information on this topic.

- Soil Gas Data.

The recommended documentation for each remedial method is as follows:

- When natural attenuation in soil is used, provide a graph of all soil gas readings over time for every data point.
- When soil venting is used, if a gas probe is used to assess subsurface conditions over time in a location where air is not extracted, provide that data in a table.

- System Operational Data.

The recommended documentation for each remedial method is as follows:

- Groundwater Extraction and Product Recovery:
  - Well by well flow rates in gpm for each extraction well. If a well is off line, list flow rate as "ZERO." Clearly denote on the table periods of system shutdown.
- In Situ Air Sparging:
  - Air pressure and injection flow rates in scfm for each well. If a well is off line, list flow rate as "ZERO." Clearly denote on the table periods of system shutdown.
- Natural Attenuation in Groundwater - no table needed.
- Soil Venting:
  - Vacuum readings and extraction rates in scfm for each well. If a well is off line, list flow rate as "ZERO." Clearly denote on the table periods of system shutdown.
  - Air concentrations in ppmv or in mg/L for total VOCs.
  - Total system contaminants removed in pounds and the pounds per day removal rate.
- Natural Attenuation in Soil - no table needed.

-- Ex Situ Soil Treatment Using Biopiles:

- If forced air ventilation is used:
  - System extraction rates in scfm.
  - Air concentrations in ppmv for total VOCs.
  - Total system contaminants removed in pounds and the pounds per day removal rate.
  - Temperature.
- If passive ventilation is used, a table of temperatures.

-- Ex Situ Soil Treatment Using Landspreading/Thinspreading - no table is needed.

**Acronyms and Abbreviations:**

|        |   |
|--------|---|
| CFU/mL | colony forming units per milliliter                                       |
| cm/sec | centimeters per second  |
| DATCP  | Department of Agriculture, Trade and Consumer Protection                  |
| DCOM   | Department of Commerce  |
| DNR    | Department of Natural Resources   |
| DO     | Dissolved Oxygen  |
| DRO    | Diesel Range Organics   |
| ES     | Enforcement Standards in NR 140   |
| FID    | Flame Ionization Detector   |
| ft/yr  | feet per year   |
| gpd    | gallons per day   |
| gpm    | gallons per minute  |
| GRO    | Gasoline Range Organics   |
| mg/kg  | milligrams per kilogram   |
| mg/L   | milligrams per liter  |
| NR     | prefix for rules established by the DNR                                   |
| P.E.   | Registered Professional Engineer  |
| P.G.   | Registered Professional Geologist   |
| PAL    | Preventative Action Limit in NR 140                                       |
| PECFA  | the state sponsored cleanup fund for certain petroleum contaminated sites |
| ppmv   | parts per million by volume (vapor phase only)                            |
| scfm   | standard cubic feet per minute  |
| TOC    | Total Organic Carbon  |
| USCS   | Unified Soil Classification System  |
| USDA   | United States Department of Agriculture                                   |
| µg/kg  | micrograms per kilogram   |
| µg/mL  | micrograms per milliliter   |
| VOC    | Volatile Organic Compounds  |
| Y/N    | Yes or No   |


**Section INS-3, Example Calculations for Determining the Biodegradation Rate on Forced AirBiopiles**

Important Note: This page uses a nonproportional font and characters that are unique to WordPerfect. If the user received this document electronically, this page may need to be converted to a different font for the formulas to print correctly. The original font used for this page was prestige elite with 16.67 characters per inch.

Assumptions:

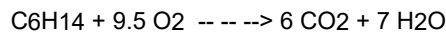
- The measurements at the stack are as follows:
  - Average flow rate is 20 scfm.
  - Average oxygen level extracted from biopile is 14.0 percent by volume.
  - Average carbon dioxide level extracted from biopile is 3.5 percent by volume or 35,000 ppmv.
- Atmospheric air contains 21 percent oxygen by volume and 400 ppmv (or 0.04 percent) carbon dioxide. (Note: On each site visit, the consultant should check atmospheric air to assure that the instrument is spanned correctly.)
- Atmospheric air weight 0.0763 pounds per cubic foot at standard temperature and pressure (Gibbs, 1971).
- Average molecular weight of air is 28.97 (Gibbs, 1971) which is rounded off to 29, molecular weight of O2 is 32, molecular weight of CO2 is 44.
- For every pound of contaminants biodegraded, 3.3 pounds of oxygen is utilized and up to 3.2 pounds of carbon dioxide is generated.

-- The stoichiometry of aerobic benzene biodegradation can be described as follows:



Based on this, benzene biodegradation requires that 3.07 pounds of oxygen are utilized to fully oxidize one pound of benzene, assuming no electron acceptors other than oxygen are used. Assuming no biomass is produced and no geochemical reactions consume carbon dioxide, 3.38 pounds of carbon dioxide is generated from one pound of benzene.

-- The stoichiometry of aerobic hexane biodegradation can be described as follows:



Based on the above assumptions, hexane biodegradation requires 3.52 pounds of oxygen and generates up to 3.06 pounds of carbon dioxide.

Other hydrocarbons also require a similar ratio of oxygen for aerobic biodegradation. For purposes of this guidance it is assumed that a pound of petroleum contamination requires 3.3 pounds of oxygen and generates up to 3.2 pounds of carbon dioxide and 1.1 pounds of water in the biodegradation reaction.

Calculations:

Oxygen utilization rate:

$$(0.21 - 0.14) * \frac{32 \text{ pounds}}{29} * \frac{\text{ft}^3}{\text{min}} * 0.0763 * \frac{\text{min}}{\text{hour}} * 20 * \frac{\text{pounds}}{\text{hour}} * 60 = 7.07$$

Carbon dioxide production rate:

$$(0.035 - 0.0004) * \frac{44 \text{ pounds}}{29} * \frac{\text{ft}^3}{\text{min}} * 0.0763 * \frac{\text{min}}{\text{hour}} * 20 * \frac{\text{pounds}}{\text{hour}} * 60 = 4.81$$



Site name: Former Amoco Terminal

Reporting period from: 01/01/2021

To: 12/31/2021

Days in period: 365

## Remediation Site Operation, Maintenance, Monitoring & Optimization Report

Form 4400-194 (R 11/14)

Page 28 of

### Calculations (Continued):

Biodegradation rate based on oxygen:

$$7.07 / 3.3 = 2.1 \text{ pounds per hour}$$

Biodegradation rate based on carbon dioxide:

$$4.81 / 3.2 = 1.5 \text{ pounds per hour}$$

Since the biodegradation rate is based on oxygen utilization and/or carbon dioxide generation, it is a measure of the overall biodegradation rate of all carbon sources, including natural organic carbon and any organic materials that were added. For this reason, the biodegradation rate is not specific to hydrocarbons and it is likely that the measured biodegradation rate will overestimate the rate of contaminant reduction.

Commonly the measured biodegradation rate based on carbon dioxide generation is less than the rate estimated with oxygen. Because of geochemical interferences and biomass formation, estimates based on carbon dioxide measurements are often low. If however the biodegradation rate estimate based on carbon dioxide is significantly greater than the estimate based on oxygen, it is likely that there is a measurement or calculation error. In this way, the carbon dioxide measurements can be used to double check the oxygen measurements and calculations.

## Appendix D – Waste Disposal Manifest





**THIS MEMORANDUM** is an acknowledgement that a bill of lading has been issued and is not the Original Bill of Lading, nor a copy or duplicate, covering the property named herein, and is intended solely for filing or record.

SHIPPER NO. \_\_\_\_\_

CARRIER NO. \_\_\_\_\_

DATE 10-29-71

CARRIER GFL Environmental

SCAC \_\_\_\_\_

**TO**  
 CONSIGNEE GFL  
 STREET 3240 W Elm Rd.  
 DESTINATION Franklin STATE WI ZIP 53132  
 ROUTE \_\_\_\_\_

**FROM**  
 SHIPPER Andea Group  
 STREET 2904 Winder St  
 ORIGIN Superior STATE WI ZIP \_\_\_\_\_  
 VEHICLE NUMBER TA 2634  
 U.S. DOT Hazmat Reg. No. \_\_\_\_\_

| Number and Type of Packages | HM       | Description of Articles                       | Total Quantity (mass, volume, or activity) | Weight (subject to correction) | Class or Rate |
|-----------------------------|----------|---|--|--------------------------------|---------------|
| <u>001 TR</u>               | <u>X</u> | <u>UN1203 Gasoline (Gasoline &amp; water)</u> | <u>2200</u>                                | <u>6</u>                       |               |

Remit COD to:  
 Address: \_\_\_\_\_  
 City: \_\_\_\_\_ State: \_\_\_\_\_ Zip: \_\_\_\_\_

Subject to Section 7 of conditions, if this shipment is to be delivered to the consignee without recourse on the consignor, the consignor shall sign the following statement:  
 The carrier shall not make delivery of this shipment without payment of freight and all other lawful charges.  
 \_\_\_\_\_  
 (Signature of Consignor)

**COD AMT:**  
 \$ \_\_\_\_\_  
**TOTAL CHARGES:**  
 \$ \_\_\_\_\_

**COD FEE:**  
 Prepaid   
 Collect  \$ \_\_\_\_\_  
**FREIGHT CHARGES:**  
 Prepaid  Collect

NOTE: Where the rate is dependent on value, shippers are required to state specifically in writing the agreed or declared value of the property. The agreed or declared value of the property is hereby specifically stated by the shipper to be not exceeding \$ \_\_\_\_\_ Per \_\_\_\_\_

RECEIVED, subject to individually determined rates or contracts that have been agreed upon in writing between the carrier and shipper, if applicable, otherwise to the rates, classifications and rules that have been established by the carrier and are available to the shipper, on request; and all applicable state and federal regulations; the Property described above, in apparent good order, except as noted (contents and condition of contents of packages unknown), marked, consigned, and destined as indicated above which said company (the word company being understood throughout this contract as meaning any person or corporation in possession of the property under the contract) agrees to carry to delivery at said destination, if on its route, or otherwise to deliver to another carrier on the route to said destination. It is mutually agreed as to each carrier of all or any of said Property over all or any portion of said route to destination and as to each party at any time interested in all or any of said Property that every service to be performed hereunder shall be subject to all the conditions not prohibited by law, whether printed or written, herein contained, including the conditions on the back hereof, which are hereby agreed to by the shipper and accepted for himself and his assigns.

NOTE: Liability Limitation for loss or damage in this shipment may be applicable. See 49 U.S.C. 14706(c)(1)(A) and (B).

This is to certify that the above-named materials are properly classified, described, packaged, marked, and labeled, and are in proper condition for transportation according to the applicable regulations of the Department of Transportation PER: \_\_\_\_\_

SHIPPER: Andea Group  
 PER: [Signature]

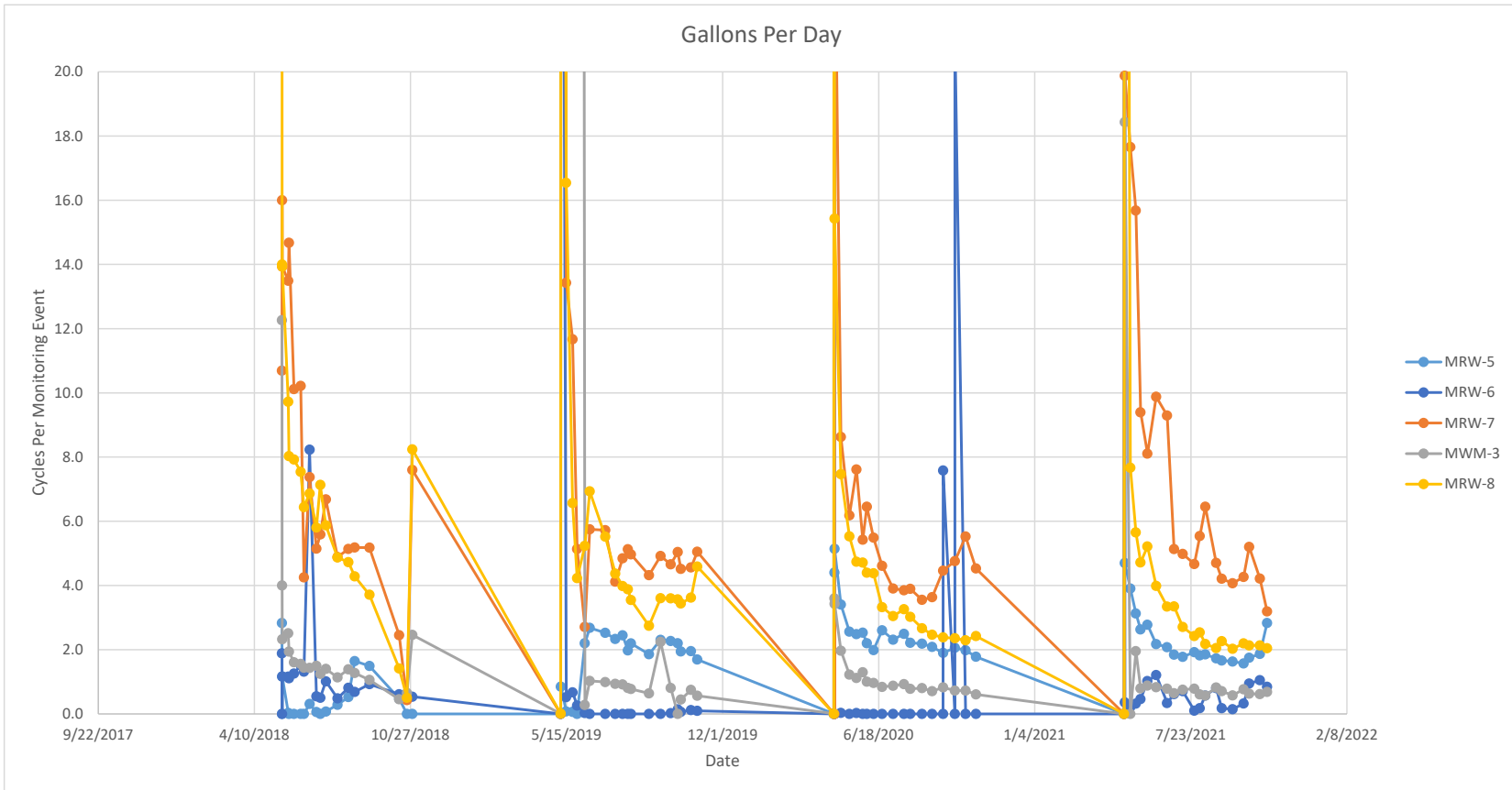
CARRIER: GFL Environmental  
 PER: [Signature]  
 DATE: 10-29-71

EMERGENCY RESPONSE TELEPHONE NUMBER: 414) 761 9471

NAME OR CONTRACT NUMBER OR OTHER UNIQUE IDENTIFIER: \_\_\_\_\_

## Appendix E – Phase II System Cycle Counter Tracking

Appendix E  
Phase II System Cycle Counters



**Appendix E**  
**Phase II System Cycle Counters**

| Well  | Date/Time        | Cycle Counter | Cycle Since<br>Last Date | Gallons Since<br>Last Date (gal) | Cycles per<br>Day | Gallons per<br>Day | DTP   | DTW   |
|-------|------------------|---------------|--------------------------|----------------------------------|-------------------|--------------------|-------|-------|
| MRW-5 | 5/14/2018 13:15  | 13858         |                          |                                  |                   |                    | 13.56 | 14.21 |
| MRW-5 | 5/15/2018 8:20   | 13867         | 9                        | 2.25                             | 11.3              | 2.8                | 13.47 | 13.8  |
| MRW-5 | 5/15/2018 11:20  | 13867         | 0                        | 0                                | 0.0               | 0.0                | 13.49 | 13.82 |
| MRW-5 | 5/15/2018 16:30  | 13868         | 1                        | 0.25                             | 4.6               | 1.2                | 13.41 | 13.72 |
| MRW-5 | 5/23/2018 10:50  | 13869         | 1                        | 0.25                             | 0.1               | 0.0                | 13.7  | 14    |
| MRW-5 | 5/24/2018 8:30   | 13869         | 0                        | 0                                | 0.0               | 0.0                | 13.64 | 13.91 |
| MRW-5 | 5/30/2018 17:30  | 13869         | 0                        | 0                                | 0.0               | 0.0                | 13.3  | 13.26 |
| MRW-5 | 6/8/2018 10:00   | 13869         | 0                        | 0                                | 0.0               | 0.0                | 12.49 | 12.79 |
| MRW-5 | 6/12/2018 10:00  | 13869         | 0                        | 0                                | 0.0               | 0.0                | 12.64 | 12.92 |
| MRW-5 | 6/19/2018 17:40  | 13878         | 9                        | 2.25                             | 1.2               | 0.3                | 11.68 | 11.69 |
| MRW-5 | 6/28/2018 10:25  | 13880         | 2                        | 0.5                              | 0.2               | 0.1                | 12.95 | 13.92 |
| MRW-5 | 7/3/2018 10:40   | 13880         | 0                        | 0                                | 0.0               | 0.0                | 12.01 | 12.24 |
| MRW-5 | 7/10/2018 14:15  | 13882         | 2                        | 0.5                              | 0.3               | 0.1                | 12.18 | 12.55 |
| MRW-5 | 7/25/2018 14:00  | 13899         | 17                       | 4.25                             | 1.1               | 0.3                | 12.68 | 15.23 |
| MRW-5 | 8/8/2018 10:45   | 13928         | 29                       | 7.25                             | 2.1               | 0.5                | 13.65 | 13.97 |
| MRW-5 | 8/16/2018 12:05  | 13981         | 53                       | 13.25                            | 6.6               | 1.6                | 14.1  | 14.35 |
| MRW-5 | 9/4/2018 10:18   | 14094         | 113                      | 28.25                            | 6.0               | 1.5                | 13.89 | 14.2  |
| MRW-5 | 10/12/2018 11:10 | 14166         | 72                       | 18                               | 1.9               | 0.5                | 11.04 | 17.83 |
| MRW-5 | 10/22/2018 10:40 | 14166         | 0                        | 0                                | 0.0               | 0.0                | 12.45 | 12.71 |
| MRW-5 | 10/29/2018 10:53 | 14166         | 0                        | 0                                | 0.0               | 0.0                | 12.39 | 12.66 |
| MRW-5 | 5/7/2019 10:30   | 14166         | 0                        | 0                                | 0.0               | 0.0                | 10.28 | 18.65 |
| MRW-5 | 5/7/2019 17:35   | 14167         | 1                        | 0.25                             | 3.4               | 0.8                | 12.09 | 12.38 |
| MRW-5 | 5/14/2019 11:20  | 14169         | 2                        | 0.5                              | 0.3               | 0.1                | 11.56 | 11.79 |
| MRW-5 | 5/22/2019 15:45  | 14171         | 2                        | 0.5                              | 0.2               | 0.1                | 10.72 | 11.02 |
| MRW-5 | 5/28/2019 10:45  | 14171         | 0                        | 0                                | 0.0               | 0.0                | 9.95  | 12.91 |
| MRW-5 | 6/7/2019 8:00    | 14258         | 87                       | 21.75                            | 8.8               | 2.2                | 10.74 | 11.01 |
| MRW-5 | 6/13/2019 16:20  | 14326         | 68                       | 17                               | 10.7              | 2.7                | 10.99 | 11.36 |
| MRW-5 | 7/3/2019 14:20   | 14527         | 201                      | 50.25                            | 10.1              | 2.5                | 11.31 | 11.56 |
| MRW-5 | 7/16/2019 11:10  | 14647         | 120                      | 30                               | 9.3               | 2.3                | 12.32 | 12.66 |
| MRW-5 | 7/25/2019 18:11  | 14738         | 91                       | 22.75                            | 9.8               | 2.4                | 12.96 | 13.28 |
| MRW-5 | 8/1/2019 14:00   | 14792         | 54                       | 13.5                             | 7.9               | 2.0                | 13.12 | 13.37 |
| MRW-5 | 8/5/2019 11:00   | 14826         | 34                       | 8.5                              | 8.8               | 2.2                | 13.33 | 13.54 |
| MRW-5 | 8/28/2019 14:28  | 14998         | 172                      | 43                               | 7.4               | 1.9                | 13.79 | 14.05 |
| MRW-5 | 9/12/2019 10:45  | 15135         | 137                      | 34.25                            | 9.2               | 2.3                | 13.44 | 13.69 |
| MRW-5 | 9/25/2019 10:35  | 15253         | 118                      | 29.5                             | 9.1               | 2.3                | 12.89 | 13.13 |
| MRW-5 | 10/4/2019 10:00  | 15332         | 79                       | 19.75                            | 8.8               | 2.2                | 12.29 | 12.48 |
| MRW-5 | 10/8/2019 10:25  | 15354         | 101                      | 25.25                            | 7.8               | 1.9                | 11.74 | 12.01 |
| MRW-5 | 10/21/2019 11:45 | 15456         | 102                      | 25.5                             | 7.8               | 2.0                |       |       |
| MRW-5 | 10/29/2019 11:00 | 15510         | 54                       | 13.5                             | 6.8               | 1.7                | 11.45 | 11.74 |
| MRW-5 | 4/21/2020 14:00  | 15511         | 1                        | 0.25                             | 0.0               | 0.0                | 8.65  | 18.52 |
| MRW-5 | 4/21/2020 16:00  | 15540         | 29                       | 7.25                             | 348.0             | 87.0               | 9.58  | 16.4  |
| MRW-5 | 4/21/2020 16:45  | 15566         | 26                       | 6.5                              | 832.0             | 208.0              | 10.74 | 12.45 |
| MRW-5 | 4/21/2020 17:30  | 15577         | 11                       | 2.75                             | 352.0             | 88.0               | 10.84 | 11.93 |
| MRW-5 | 4/22/2020 8:30   | 15588         | 11                       | 2.75                             | 17.6              | 4.4                | 10.78 | 11.12 |
| MRW-5 | 4/22/2020 12:00  | 15591         | 3                        | 0.75                             | 20.6              | 5.1                | 10.8  | 11.09 |
| MRW-5 | 4/30/2020 12:00  | 15700         | 109                      | 27.25                            | 13.6              | 3.4                | 10.69 | 10.99 |
| MRW-5 | 5/11/2020 12:50  | 15813         | 113                      | 28.25                            | 10.2              | 2.6                | 10.98 | 11.32 |
| MRW-5 | 5/20/2020 12:00  | 15902         | 89                       | 22.25                            | 9.9               | 2.5                | 11.28 | 12.32 |
| MRW-5 | 5/28/2020 14:43  | 15984         | 82                       | 20.5                             | 10.1              | 2.5                | 11.19 | 11.47 |
| MRW-5 | 6/2/2020 20:15   | 16030         | 46                       | 11.5                             | 8.8               | 2.2                | 11.33 | 11.61 |
| MRW-5 | 6/11/2020 9:45   | 16098         | 68                       | 17                               | 7.9               | 2.0                | 11.72 | 13.68 |
| MRW-5 | 6/22/2020 11:05  | 16213         | 115                      | 28.75                            | 10.4              | 2.6                | 12.58 | 13.19 |
| MRW-5 | 7/6/2020 10:14   | 16342         | 129                      | 32.25                            | 9.2               | 2.3                | 13.05 | 13.89 |
| MRW-5 | 7/20/2020 11:00  | 16482         | 140                      | 35                               | 10.0              | 2.5                | 12.65 | 12.96 |
| MRW-5 | 7/28/2020 11:30  | 16553         | 71                       | 17.75                            | 8.9               | 2.2                | 12.47 | 12.79 |
| MRW-5 | 8/12/2020 11:20  | 16684         | 131                      | 32.75                            | 8.7               | 2.2                | 12.5  | 12.78 |
| MRW-5 | 8/25/2020 13:07  | 16793         | 109                      | 27.25                            | 8.3               | 2.1                | 12.93 | 13.58 |



**Appendix E**  
**Phase II System Cycle Counters**

| Well  | Date/Time        | Cycle Counter | Cycle Since<br>Last Date | Gallons Since<br>Last Date (gal) | Cycles per<br>Day | Gallons per<br>Day | DTP   | DTW   |
|-------|------------------|---------------|--------------------------|----------------------------------|-------------------|--------------------|-------|-------|
| MRW-5 | 9/8/2020 12:05   | 16899         | 106                      | 26.5                             | 7.6               | 1.9                | 13.28 | 13.64 |
| MRW-5 | 9/23/2020 16:30  | 17024         | 125                      | 31.25                            | 8.2               | 2.1                | 13.67 | 14.06 |
| MRW-5 | 10/7/2020 10:40  | 17133         | 109                      | 27.25                            | 7.9               | 2.0                | 14.15 | 14.62 |
| MRW-5 | 10/20/2020 15:20 | 17227         | 94                       | 23.5                             | 7.1               | 1.8                | 13.95 | 14.24 |
| MRW-5 | 4/28/2021 11:46  | 17227         | 0                        | 0                                | 0.0               | 0.0                | 10.75 | 18.56 |
| MRW-5 | 4/28/2021 15:15  | 17257         | 30                       | 7.5                              | 206.7             | 51.7               | 11.86 | 15.57 |
| MRW-5 | 4/28/2021 16:39  | 17278         | 21                       | 5.25                             | 360.0             | 90.0               | 12.47 | 12.68 |
| MRW-5 | 4/29/2021 9:15   | 17291         | 13                       | 3.25                             | 18.8              | 4.7                | 12.4  | 12.7  |
| MRW-5 | 5/6/2021 11:50   | 17402         | 111                      | 27.75                            | 15.6              | 3.9                | 12.68 | 13    |
| MRW-5 | 5/13/2021 12:35  | 17490         | 88                       | 22                               | 12.5              | 3.1                | 12.96 | 13.28 |
| MRW-5 | 5/19/2021 12:16  | 17553         | 63                       | 15.75                            | 10.5              | 2.6                | 13.23 | 13.6  |
| MRW-5 | 5/28/2021 8:00   | 17651         | 98                       | 24.5                             | 11.1              | 2.8                | 12.62 | 12.87 |
| MRW-5 | 6/8/2021 11:50   | 17748         | 97                       | 24.25                            | 8.7               | 2.2                | 13.11 | 13.63 |
| MRW-5 | 6/22/2021 13:30  | 17865         | 117                      | 29.25                            | 8.3               | 2.1                | 13.58 | 13.91 |
| MRW-5 | 7/1/2021 12:30   | 17931         | 66                       | 16.5                             | 7.4               | 1.8                | 13.21 | 13.53 |
| MRW-5 | 7/12/2021 12:15  | 18009         | 78                       | 19.5                             | 7.1               | 1.8                | 13.66 | 14.65 |
| MRW-5 | 7/27/2021 11:04  | 18124         | 115                      | 28.75                            | 7.7               | 1.9                | 14.21 | 14.8  |
| MRW-5 | 8/3/2021 11:00   | 18175         | 51                       | 12.75                            | 7.3               | 1.8                | 14.38 | 14.67 |
| MRW-5 | 8/10/2021 11:15  | 18227         | 52                       | 13                               | 7.4               | 1.9                | 14.48 | 14.85 |
| MRW-5 | 8/24/2021 12:05  | 18324         | 97                       | 24.25                            | 6.9               | 1.7                | 14.90 | 15.22 |
| MRW-5 | 8/31/2021 13:40  | 18371         | 47                       | 11.75                            | 6.7               | 1.7                | 14.70 | 14.98 |
| MRW-5 | 9/14/2021 12:25  | 18462         | 91                       | 22.75                            | 6.5               | 1.6                | 14.91 | 15.18 |
| MRW-5 | 9/28/2021 12:43  | 18550         | 88                       | 22                               | 6.3               | 1.6                | 14.59 | 14.87 |
| MRW-5 | 10/5/2021 16:32  | 18600         | 50                       | 12.5                             | 7.0               | 1.7                | 14.56 | 14.89 |
| MRW-5 | 10/19/2021 11:57 | 18703         | 103                      | 25.75                            | 7.5               | 1.9                | 14.55 | 14.77 |
| MRW-5 | 10/28/2021 16:15 | 18751         | 104                      | 26                               | 11.3              | 2.8                | 14.68 | 15.00 |
| MRW-6 | 5/14/2018 13:15  | 18076         |                          |                                  |                   |                    | 14.13 | 14.32 |
| MRW-6 | 5/15/2018 8:20   | 18082         | 6                        | 1.5                              | 7.5               | 1.9                | 14.16 | 14.49 |
| MRW-6 | 5/15/2018 11:20  | 18082         | 0                        | 0                                | 0.0               | 0.0                | 14.15 | 14.47 |
| MRW-6 | 5/15/2018 16:30  | 18083         | 1                        | 0.25                             | 4.6               | 1.2                | 14.1  | 14.41 |
| MRW-6 | 5/23/2018 10:50  | 18119         | 36                       | 9                                | 4.6               | 1.2                | 14.33 | 14.69 |
| MRW-6 | 5/24/2018 8:30   | 18123         | 4                        | 1                                | 4.4               | 1.1                | 14.3  | 14.6  |
| MRW-6 | 5/30/2018 17:30  | 18155         | 32                       | 8                                | 5.0               | 1.3                | 13.76 | 14.04 |
| MRW-6 | 6/8/2018 10:00   | 18208         | 53                       | 13.25                            | 6.1               | 1.5                | 13.28 | 13.57 |
| MRW-6 | 6/12/2018 10:00  | 18229         | 21                       | 5.25                             | 5.3               | 1.3                | 13.39 | 13.72 |
| MRW-6 | 6/19/2018 17:40  | 18470         | 241                      | 60.25                            | 32.9              | 8.2                | 12.46 | 12.47 |
| MRW-6 | 6/28/2018 10:25  | 18489         | 19                       | 4.75                             | 2.2               | 0.5                | 12.75 | 13.15 |
| MRW-6 | 7/3/2018 10:40   | 18499         | 10                       | 2.5                              | 2.0               | 0.5                | 12.7  | 13.02 |
| MRW-6 | 7/10/2018 14:15  | 18528         | 29                       | 7.25                             | 4.1               | 1.0                | 12.95 | 13.3  |
| MRW-6 | 7/25/2018 14:00  | 18557         | 29                       | 7.25                             | 1.9               | 0.5                | 13.76 | 14.75 |
| MRW-6 | 8/8/2018 10:45   | 18602         | 45                       | 11.25                            | 3.2               | 0.8                | 14.36 | 14.72 |
| MRW-6 | 8/16/2018 12:05  | 18624         | 22                       | 5.5                              | 2.7               | 0.7                | 14.75 | 15.1  |
| MRW-6 | 9/4/2018 10:18   | 18694         | 70                       | 17.5                             | 3.7               | 0.9                | 14.63 | 14.95 |
| MRW-6 | 10/12/2018 11:10 | 18787         | 93                       | 23.25                            | 2.4               | 0.6                | 13.09 | 15.82 |
| MRW-6 | 10/22/2018 10:40 | 18806         | 19                       | 4.75                             | 1.9               | 0.5                | 13.26 | 13.48 |
| MRW-6 | 10/29/2018 10:53 | 18821         | 15                       | 3.75                             | 2.1               | 0.5                | 13.14 | 13.44 |
| MRW-6 | 5/7/2019 10:30   | 18821         | 0                        | 0                                | 0.0               | 0.0                | 10.82 | 20.18 |
| MRW-6 | 5/7/2019 17:35   | 18880         | 59                       | 14.75                            | 199.9             | 50.0               | 12.87 | 13.13 |
| MRW-6 | 5/14/2019 11:20  | 18894         | 14                       | 3.5                              | 2.1               | 0.5                | 12.34 | 12.63 |
| MRW-6 | 5/22/2019 15:45  | 18916         | 22                       | 5.5                              | 2.7               | 0.7                | 11.57 | 11.82 |
| MRW-6 | 5/28/2019 10:45  | 18922         | 6                        | 1.5                              | 1.0               | 0.3                | 11.3  | 11.91 |
| MRW-6 | 6/7/2019 8:00    | 18923         | 1                        | 0.25                             | 0.1               | 0.0                | 11.51 | 11.82 |
| MRW-6 | 6/13/2019 16:20  | 18923         | 0                        | 0                                | 0.0               | 0.0                | 11.79 | 12.14 |
| MRW-6 | 7/3/2019 14:20   | 18923         | 0                        | 0                                | 0.0               | 0.0                | 12.18 | 12.39 |
| MRW-6 | 7/16/2019 11:10  | 18923         | 0                        | 0                                | 0.0               | 0.0                | 13.11 | 13.39 |
| MRW-6 | 7/25/2019 18:11  | 18923         | 0                        | 0                                | 0.0               | 0.0                | 13.72 | 13.98 |

**Appendix E**  
**Phase II System Cycle Counters**

| Well  | Date/Time        | Cycle Counter | Cycle Since<br>Last Date | Gallons Since<br>Last Date (gal) | Cycles per<br>Day | Gallons per<br>Day | DTP      | DTW     |
|-------|------------------|---------------|--------------------------|----------------------------------|-------------------|--------------------|----------|---------|
| MRW-6 | 8/1/2019 14:00   | 18923         | 0                        | 0                                | 0.0               | 0.0                | 13.89    | 14.12   |
| MRW-6 | 8/5/2019 11:00   | 18923         | 0                        | 0                                | 0.0               | 0.0                | 14       | 14.28   |
| MRW-6 | 8/28/2019 14:28  | 18923         | 0                        | 0                                | 0.0               | 0.0                | 14.53    | 14.82   |
| MRW-6 | 9/12/2019 10:45  | 18923         | 0                        | 0                                | 0.0               | 0.0                | 14.2     | 14.48   |
| MRW-6 | 9/25/2019 10:35  | 18924         | 1                        | 0.25                             | 0.1               | 0.0                | 13.64    | 13.96   |
| MRW-6 | 10/4/2019 10:00  | 18929         | 5                        | 1.25                             | 0.6               | 0.1                | 13.01    | 13.32   |
| MRW-6 | 10/4/2019 11:30  | 36012         |                          |                                  |                   |                    |          |         |
| MRW-6 | 10/8/2019 10:30  | 36013         | 1                        | 0.25                             | 0.3               | 0.1                | 13.42179 | 13.7621 |
| MRW-6 | 10/21/2019 11:45 | 36019         | 6                        | 1.5                              | 0.5               | 0.1                |          |         |
| MRW-6 | 10/29/2019 11:00 | 36022         | 3                        | 0.75                             | 0.4               | 0.1                | 12.27    | 12.53   |
| MRW-6 | 4/21/2020 14:00  | 36022         | 0                        | 0                                | 0.0               | 0.0                | 10.46    | 15.82   |
| MRW-6 | 4/21/2020 16:00  | 36048         | 26                       | 6.5                              | 312.0             | 78.0               | 11.87    | 12.72   |
| MRW-6 | 4/21/2020 16:45  | 36052         | 4                        | 1                                | 128.0             | 32.0               | 11.65    | 12.01   |
| MRW-6 | 4/21/2020 17:30  | 36052         | 0                        | 0                                | 0.0               | 0.0                | 11.62    | 11.93   |
| MRW-6 | 4/22/2020 8:30   | 36052         | 0                        | 0                                | 0.0               | 0.0                | 11.55    | 11.87   |
| MRW-6 | 4/22/2020 12:00  | 36052         | 0                        | 0                                | 0.0               | 0.0                | 11.55    | 11.85   |
| MRW-6 | 4/30/2020 12:00  | 36053         | 1                        | 0.25                             | 0.1               | 0.0                | 11.49    | 11.76   |
| MRW-6 | 5/11/2020 12:50  | 36053         | 0                        | 0                                | 0.0               | 0.0                | 11.81    | 11.98   |
| MRW-6 | 5/20/2020 12:00  | 36054         | 1                        | 0.25                             | 0.1               | 0.0                | 12.25    | 12.4    |
| MRW-6 | 5/28/2020 14:43  | 36054         | 0                        | 0                                | 0.0               | 0.0                | 12.03    | 12.19   |
| MRW-6 | 6/2/2020 20:15   | 36054         | 0                        | 0                                | 0.0               | 0.0                | 12.18    | 12.32   |
| MRW-6 | 6/11/2020 9:45   | 36054         | 0                        | 0                                | 0.0               | 0.0                | 12.89    | 13.02   |
| MRW-6 | 6/22/2020 11:05  | 36054         | 0                        | 0                                | 0.0               | 0.0                | 13.41    | 13.53   |
| MRW-6 | 7/6/2020 10:14   | 36054         | 0                        | 0                                | 0.0               | 0.0                | 13.92    | 14.06   |
| MRW-6 | 7/20/2020 11:00  | 36054         | 0                        | 0                                | 0.0               | 0.0                | 13.42    | 13.76   |
| MRW-6 | 7/28/2020 11:30  | 36054         | 0                        | 0                                | 0.0               | 0.0                | 13.25    | 13.91   |
| MRW-6 | 8/12/2020 11:20  | 36054         | 0                        | 0                                | 0.0               | 0.0                | 13.21    | 13.82   |
| MRW-6 | 8/25/2020 13:07  | 36054         | 0                        | 0                                | 0.0               | 0.0                | 13.66    | 14.56   |
| MRW-6 | 9/8/2020 12:05   | 36054         | 0                        | 0                                | 0.0               | 0.0                | 13.82    | 14.97   |
| MRW-6 | 9/8/2020 15:15   | 36058         | 4                        | 1                                | 30.3              | 7.6                | 14.17    | 14.36   |
| MRW-6 | 9/23/2020 16:30  | 36058         | 0                        | 0                                | 0.0               | 0.0                | 14.36    | 14.8    |
| MRW-6 | 9/23/2020 17:04  | 36060         | 2                        | 0.5                              | 84.7              | 21.2               | 14.4     | 14.71   |
| MRW-6 | 10/7/2020 10:40  | 36060         | 0                        | 0                                | 0.0               | 0.0                | 14.79    | 15.33   |
| MRW-6 | 10/20/2020 15:20 | 36060         | 0                        | 0                                | 0.0               | 0.0                | 14.47    | 15.55   |
| MRW-6 | 4/28/2021 11:46  | 36060         | 0                        | 0                                | 0.0               | 0.0                | 11.29    | 18.56   |
| MRW-6 | 4/28/2021 15:15  | 36094         | 34                       | 8.5                              | 234.3             | 58.6               | 11.86    | 15.57   |
| MRW-6 | 4/28/2021 16:39  | 36112         | 18                       | 4.5                              | 308.6             | 77.1               | 13.24    | 13.45   |
| MRW-6 | 4/29/2021 9:15   | 36113         | 1                        | 0.25                             | 1.4               | 0.4                | 13.09    | 13.44   |
| MRW-6 | 5/6/2021 11:50   | 36119         | 6                        | 1.5                              | 0.8               | 0.2                | 13.38    | 13.75   |
| MRW-6 | 5/13/2021 12:35  | 36128         | 9                        | 2.25                             | 1.3               | 0.3                | 13.68    | 14.02   |
| MRW-6 | 5/19/2021 12:16  | 36139         | 11                       | 2.75                             | 1.8               | 0.5                | 13.92    | 14.29   |
| MRW-6 | 5/28/2021 8:00   | 36175         | 36                       | 9                                | 4.1               | 1.0                | 13.31    | 13.61   |
| MRW-6 | 6/8/2021 11:50   | 36229         | 54                       | 13.5                             | 4.8               | 1.2                | 13.83    | 14.25   |
| MRW-6 | 6/22/2021 13:30  | 36248         | 19                       | 4.75                             | 1.4               | 0.3                | 14.3     | 14.67   |
| MRW-6 | 7/1/2021 12:30   | 36270         | 22                       | 5.5                              | 2.5               | 0.6                | 14       | 14.33   |
| MRW-6 | 7/12/2021 12:15  | 36301         | 31                       | 7.75                             | 2.8               | 0.7                | 14.5     | 14.94   |
| MRW-6 | 7/27/2021 11:04  | 36307         | 6                        | 1.5                              | 0.4               | 0.1                | 14.94    | 15.29   |
| MRW-6 | 8/3/2021 11:00   | 36312         | 5                        | 1.25                             | 0.7               | 0.2                | 15.08    | 15.39   |
| MRW-6 | 8/10/2021 11:15  | 36328         | 16                       | 4                                | 2.3               | 0.6                | 15.2     | 15.55   |
| MRW-6 | 8/24/2021 12:05  | 36373         | 45                       | 11.25                            | 3.2               | 0.8                | 15.57    | 15.93   |
| MRW-6 | 8/31/2021 13:40  | 36378         | 5                        | 1.25                             | 0.7               | 0.2                | 15.39    | 15.72   |
| MRW-6 | 9/14/2021 12:25  | 36386         | 8                        | 2                                | 0.6               | 0.1                | 15.56    | 15.92   |
| MRW-6 | 9/28/2021 12:43  | 36404         | 18                       | 5                                | 1.3               | 0.3                | 15.32    | 15.63   |
| MRW-6 | 10/5/2021 16:32  | 36431         | 27                       | 7                                | 3.8               | 0.9                | 15.31    | 15.56   |
| MRW-6 | 10/19/2021 12:03 | 36489         | 58                       | 15                               | 4.2               | 1.0                | 15.21    | 15.56   |
| MRW-6 | 10/28/2021 16:15 | 36520         | 31                       | 8                                | 3.4               | 0.8                | 15.44    | 15.74   |

**Appendix E**  
**Phase II System Cycle Counters**

| Well  | Date/Time        | Cycle Counter | Cycle Since<br>Last Date | Gallons Since<br>Last Date (gal) | Cycles per<br>Day | Gallons per<br>Day | DTP   | DTW   |
|-------|------------------|---------------|--------------------------|----------------------------------|-------------------|--------------------|-------|-------|
| MRW-7 | 5/14/2018 13:15  | 55987         |                          |                                  |                   |                    | 16.93 | 17.44 |
| MRW-7 | 5/15/2018 8:20   | 56021         | 34                       | 8.5                              | 42.8              | 10.7               | 16.61 | 16.81 |
| MRW-7 | 5/15/2018 11:20  | 56029         | 8                        | 2                                | 64.0              | 16.0               | 16.61 | 16.86 |
| MRW-7 | 5/15/2018 16:30  | 56041         | 12                       | 3                                | 55.7              | 13.9               | 16.59 | 16.8  |
| MRW-7 | 5/23/2018 10:50  | 56460         | 419                      | 104.75                           | 54.0              | 13.5               | 16.8  | 17.08 |
| MRW-7 | 5/24/2018 8:30   | 56513         | 53                       | 13.25                            | 58.7              | 14.7               | 16.76 | 17    |
| MRW-7 | 5/30/2018 17:30  | 56771         | 258                      | 64.5                             | 40.5              | 10.1               | 16.28 | 16.48 |
| MRW-7 | 6/8/2018 10:00   | 57126         | 355                      | 88.75                            | 40.9              | 10.2               | 15.85 | 16.04 |
| MRW-7 | 6/12/2018 10:00  | 57194         | 68                       | 17                               | 17.0              | 4.3                | 16    | 16.23 |
| MRW-7 | 6/19/2018 17:40  | 57410         | 216                      | 54                               | 29.5              | 7.4                | 14.99 | 15    |
| MRW-7 | 6/28/2018 10:25  | 57589         | 179                      | 44.75                            | 20.6              | 5.1                | 15.25 | 16.2  |
| MRW-7 | 7/3/2018 10:40   | 57701         | 112                      | 28                               | 22.4              | 5.6                | 15.32 | 15.57 |
| MRW-7 | 7/10/2018 14:15  | 57892         | 191                      | 47.75                            | 26.7              | 6.7                | 15.6  | 15.85 |
| MRW-7 | 7/25/2018 14:00  | 58185         | 293                      | 73.25                            | 19.5              | 4.9                | 16.1  | 18.1  |
| MRW-7 | 8/8/2018 10:45   | 58470         | 285                      | 71.25                            | 20.6              | 5.1                | 16.9  | 17.18 |
| MRW-7 | 8/16/2018 12:05  | 58637         | 167                      | 41.75                            | 20.7              | 5.2                | 17.25 | 17.52 |
| MRW-7 | 9/4/2018 10:18   | 59029         | 392                      | 98                               | 20.7              | 5.2                | 17.15 | 17.38 |
| MRW-7 | 10/12/2018 11:10 | 59402         | 373                      | 93.25                            | 9.8               | 2.5                | 13.56 | 23.85 |
| MRW-7 | 10/22/2018 10:40 | 59419         | 17                       | 4.25                             | 1.7               | 0.4                | 15.9  | 16.08 |
| MRW-7 | 10/29/2018 10:53 | 59632         | 213                      | 53.25                            | 30.4              | 7.6                | 15.69 | 15.94 |
| MRW-7 | 5/7/2019 10:30   | 59632         | 0                        | 0                                | 0.0               | 0.0                | 12.71 | 25.02 |
| MRW-7 | 5/7/2019 17:35   | 59732         | 100                      | 25                               | 338.8             | 84.7               | 15.57 | 15.82 |
| MRW-7 | 5/14/2019 11:20  | 60094         | 362                      | 90.5                             | 53.7              | 13.4               | 15.1  | 15.33 |
| MRW-7 | 5/22/2019 15:45  | 60476         | 382                      | 95.5                             | 46.7              | 11.7               | 14.36 | 14.65 |
| MRW-7 | 5/28/2019 10:45  | 60595         | 119                      | 29.75                            | 20.5              | 5.1                | 13.69 | 15.76 |
| MRW-7 | 6/7/2019 8:00    | 60702         | 107                      | 26.75                            | 10.8              | 2.7                | 14.24 | 14.48 |
| MRW-7 | 6/13/2019 16:20  | 60848         | 146                      | 36.5                             | 23.0              | 5.8                | 14.53 | 14.76 |
| MRW-7 | 7/3/2019 14:20   | 61304         | 456                      | 114                              | 22.9              | 5.7                | 14.82 | 15.08 |
| MRW-7 | 7/16/2019 11:10  | 61516         | 212                      | 53                               | 16.5              | 4.1                | 15.72 | 16.01 |
| MRW-7 | 7/25/2019 18:11  | 61696         | 180                      | 45                               | 19.4              | 4.8                | 16.28 | 16.57 |
| MRW-7 | 8/1/2019 14:00   | 61836         | 140                      | 35                               | 20.5              | 5.1                | 16.43 | 16.67 |
| MRW-7 | 8/5/2019 11:00   | 61913         | 77                       | 19.25                            | 19.9              | 5.0                | 16.51 | 16.78 |
| MRW-7 | 8/28/2019 14:28  | 62313         | 400                      | 100                              | 17.3              | 4.3                | 17.03 | 17.32 |
| MRW-7 | 9/12/2019 10:45  | 62605         | 292                      | 73                               | 19.7              | 4.9                | 16.76 | 16.92 |
| MRW-7 | 9/25/2019 10:35  | 62847         | 242                      | 60.5                             | 18.6              | 4.7                | 16.22 | 16.44 |
| MRW-7 | 10/4/2019 10:00  | 63028         | 181                      | 45.25                            | 20.2              | 5.0                | 15.6  | 15.82 |
| MRW-7 | 10/8/2019 10:40  | 63082         | 235                      | 58.75                            | 18.1              | 4.5                | 15.18 | 15.41 |
| MRW-7 | 10/21/2019 11:45 | 63320         | 238                      | 59.5                             | 18.2              | 4.6                |       |       |
| MRW-7 | 10/29/2019 11:00 | 63481         | 161                      | 40.25                            | 20.2              | 5.1                | 14.92 | 15.12 |
| MRW-7 | 4/21/2020 14:00  | 63484         | 3                        | 0.75                             | 0.0               | 0.0                | 11.2  | 24.88 |
| MRW-7 | 4/21/2020 16:00  | 63514         | 30                       | 7.5                              | 360.0             | 90.0               | 12.29 | 22.82 |
| MRW-7 | 4/21/2020 16:45  | 63559         | 45                       | 11.25                            | 1440.0            | 360.0              | 13.78 | 17.8  |
| MRW-7 | 4/21/2020 17:30  | 63581         | 22                       | 5.5                              | 704.0             | 176.0              | --    | 14.42 |
| MRW-7 | 4/22/2020 8:30   | 63581         | 0                        | 0                                | 0.0               | 0.0                | 13.65 | 16.27 |
| MRW-7 | 4/22/2020 12:00  | 63596         | 15                       | 3.75                             | 102.9             | 25.7               | 14.16 | 14.42 |
| MRW-7 | 4/30/2020 12:00  | 63872         | 276                      | 69                               | 34.5              | 8.6                | 14.16 | 14.38 |
| MRW-7 | 5/11/2020 12:50  | 64145         | 273                      | 68.25                            | 24.7              | 6.2                | 14.40 | 14.68 |
| MRW-7 | 5/20/2020 12:00  | 64418         | 273                      | 68.25                            | 30.5              | 7.6                | 14.75 | 15.30 |
| MRW-7 | 5/28/2020 14:43  | 64594         | 176                      | 44                               | 21.7              | 5.4                | 14.57 | 14.83 |
| MRW-7 | 6/2/2020 20:15   | 64729         | 135                      | 33.75                            | 25.8              | 6.5                | 14.76 | 14.99 |
| MRW-7 | 6/11/2020 9:45   | 64917         | 188                      | 47                               | 22.0              | 5.5                | 15.25 | 16.00 |
| MRW-7 | 6/22/2020 11:05  | 65121         | 204                      | 51                               | 18.5              | 4.6                | 15.73 | 16.75 |
| MRW-7 | 7/6/2020 10:14   | 65339         | 218                      | 54.5                             | 15.6              | 3.9                | 16.30 | 16.78 |
| MRW-7 | 7/20/2020 11:00  | 65555         | 216                      | 54                               | 15.4              | 3.8                | 15.94 | 16.16 |
| MRW-7 | 7/28/2020 11:30  | 65680         | 125                      | 31.25                            | 15.6              | 3.9                | 15.80 | 16.27 |
| MRW-7 | 8/12/2020 11:20  | 65893         | 213                      | 53.25                            | 14.2              | 3.6                | 15.76 | 16.00 |
| MRW-7 | 8/25/2020 13:07  | 66083         | 190                      | 47.5                             | 14.5              | 3.6                | 16.21 | 16.56 |

**Appendix E**  
**Phase II System Cycle Counters**

| Well  | Date/Time        | Cycle Counter | Cycle Since<br>Last Date | Gallons Since<br>Last Date (gal) | Cycles per<br>Day | Gallons per<br>Day | DTP   | DTW   |       |
|-------|------------------|---------------|--------------------------|----------------------------------|-------------------|--------------------|-------|-------|-------|
| MRW-7 | 9/8/2020 12:05   | 66332         |                          | 249                              | 62.25             | 17.8               | 4.5   | 16.44 | 16.76 |
| MRW-7 | 9/23/2020 16:30  | 66621         |                          | 289                              | 72.25             | 19.0               | 4.8   | 16.80 | 17.10 |
| MRW-7 | 10/7/2020 10:40  | 66925         |                          | 304                              | 76                | 22.1               | 5.5   | 17.13 | 17.41 |
| MRW-7 | 10/20/2020 15:20 | 67164         |                          | 239                              | 59.75             | 18.1               | 4.5   | 17.01 | 17.25 |
| MRW-7 | 4/28/2021 11:46  | 67164         |                          | 0                                | 0                 | 0.0                | 0.0   | 13.01 | 24.74 |
| MRW-7 | 4/28/2021 15:15  | 67200         |                          | 36                               | 9                 | 248.0              | 62.0  | 14.37 | 21.61 |
| MRW-7 | 4/28/2021 16:39  | 67253         |                          | 53                               | 13.25             | 908.6              | 227.1 | 15.65 | 15.90 |
| MRW-7 | 4/29/2021 9:15   | 67308         |                          | 55                               | 13.75             | 79.5               | 19.9  | 15.57 | 15.81 |
| MRW-7 | 5/6/2021 11:50   | 67810         |                          | 502                              | 125.5             | 70.6               | 17.7  | 15.80 | 16.08 |
| MRW-7 | 5/13/2021 12:35  | 68251         |                          | 441                              | 110.25            | 62.7               | 15.7  | 16.11 | 16.37 |
| MRW-7 | 5/19/2021 12:16  | 68476         |                          | 225                              | 56.25             | 37.6               | 9.4   | 16.35 | 16.63 |
| MRW-7 | 5/28/2021 8:00   | 68762         |                          | 286                              | 71.5              | 32.4               | 8.1   | 15.78 | 15.99 |
| MRW-7 | 6/8/2021 11:50   | 69203         |                          | 441                              | 110.25            | 39.5               | 9.9   | 16.25 | 16.55 |
| MRW-7 | 6/22/2021 13:30  | 69726         |                          | 523                              | 130.75            | 37.2               | 9.3   | 16.69 | 17.00 |
| MRW-7 | 7/1/2021 12:30   | 69910         |                          | 184                              | 46                | 20.5               | 5.1   | 16.50 | 16.67 |
| MRW-7 | 7/12/2021 12:15  | 70129         |                          | 219                              | 54.75             | 19.9               | 5.0   | 16.91 | 17.35 |
| MRW-7 | 7/27/2021 11:04  | 70408         |                          | 279                              | 69.75             | 18.7               | 4.7   | 17.30 | 17.63 |
| MRW-7 | 8/3/2021 11:00   | 70563         |                          | 155                              | 38.75             | 22.2               | 5.5   | 17.44 | 17.71 |
| MRW-7 | 8/10/2021 11:15  | 70744         |                          | 181                              | 45.25             | 25.8               | 6.5   | 17.53 | 17.78 |
| MRW-7 | 8/24/2021 12:05  | 71008         |                          | 264                              | 66                | 18.8               | 4.7   | 17.94 | 18.21 |
| MRW-7 | 8/31/2021 13:40  | 71127         |                          | 119                              | 29.75             | 16.8               | 4.2   | 17.75 | 18.01 |
| MRW-7 | 9/14/2021 12:25  | 71354         |                          | 227                              | 56.75             | 16.3               | 4.1   | 17.95 | 18.18 |
| MRW-7 | 9/28/2021 12:43  | 71593         |                          | 239                              | 59.75             | 17.1               | 4.3   | 17.64 | 17.91 |
| MRW-7 | 10/5/2021 16:32  | 71742         |                          | 149                              | 37.25             | 20.8               | 5.2   | 17.62 | 17.91 |
| MRW-7 | 10/19/2021 12:12 | 71975         |                          | 233                              | 58.25             | 16.9               | 4.2   | 17.59 | 17.81 |
| MRW-7 | 10/28/2021 16:15 | 72092         |                          | 117                              | 29.25             | 12.8               | 3.2   | 17.72 | 18.00 |
| MWM-3 | 5/14/2018 13:15  | 25597         |                          |                                  |                   |                    |       |       |       |
| MWM-3 | 5/15/2018 8:20   | 25636         |                          | 39                               | 9.75              | 49.0               | 12.3  | 17.11 | 17.21 |
| MWM-3 | 5/15/2018 11:20  | 25638         |                          | 2                                | 0.5               | 16.0               | 4.0   | 17.15 | 17.3  |
| MWM-3 | 5/15/2018 16:30  | 25640         |                          | 2                                | 0.5               | 9.3                | 2.3   | 17.06 | 17.2  |
| MWM-3 | 5/23/2018 10:50  | 25718         |                          | 78                               | 19.5              | 10.0               | 2.5   | 17.4  | 17.7  |
| MWM-3 | 5/24/2018 8:30   | 25725         |                          | 7                                | 1.75              | 7.8                | 1.9   | 17.25 | 17.4  |
| MWM-3 | 5/30/2018 17:30  | 25766         |                          | 41                               | 10.25             | 6.4                | 1.6   |       |       |
| MWM-3 | 6/8/2018 10:00   | 25820         |                          | 54                               | 13.5              | 6.2                | 1.6   | 16.44 | 16.46 |
| MWM-3 | 6/12/2018 10:00  | 25843         |                          | 23                               | 5.75              | 5.8                | 1.4   | 16.47 | 16.65 |
| MWM-3 | 6/19/2018 17:40  | 25885         |                          | 42                               | 10.5              | 5.7                | 1.4   |       |       |
| MWM-3 | 6/28/2018 10:25  | 25937         |                          | 52                               | 13                | 6.0                | 1.5   |       |       |
| MWM-3 | 7/3/2018 10:40   | 25962         |                          | 25                               | 6.25              | 5.0                | 1.2   | 15.85 | 16    |
| MWM-3 | 7/10/2018 14:15  | 26002         |                          | 40                               | 10                | 5.6                | 1.4   | 16.2  | 16.35 |
| MWM-3 | 7/25/2018 14:00  | 26070         |                          | 68                               | 17                | 4.5                | 1.1   |       |       |
| MWM-3 | 8/8/2018 10:45   | 26147         |                          | 77                               | 19.25             | 5.6                | 1.4   | 17.39 | 17.65 |
| MWM-3 | 8/16/2018 12:05  | 26188         |                          | 41                               | 10.25             | 5.1                | 1.3   |       |       |
| MWM-3 | 9/4/2018 10:18   | 26268         |                          | 80                               | 20                | 4.2                | 1.1   |       |       |
| MWM-3 | 10/12/2018 11:10 | 26337         |                          | 69                               | 17.25             | 1.8                | 0.5   |       |       |
| MWM-3 | 10/22/2018 10:40 | 26363         |                          | 26                               | 6.5               | 2.6                | 0.7   | 16.5  | 16.57 |
| MWM-3 | 10/29/2018 10:53 | 26432         |                          | 69                               | 17.25             | 9.8                | 2.5   | 16.34 | 16.44 |
| MWM-3 | 5/7/2019 10:30   | 26434         |                          | 2                                | 0.5               | 0.0                | 0.0   | 12.93 | 24.5  |
| MWM-3 | 5/7/2019 17:35   | 26833         |                          | 399                              | 99.75             | 1351.9             | 338.0 | 16.75 | 19.08 |
| MWM-3 | 5/14/2019 11:20  | 37020         |                          | 10187                            | 2546.75           | 1511.5             | 377.9 | 16.06 | 19.55 |
| MWM-3 | 5/22/2019 15:45  | 48474         |                          | 11454                            | 2863.5            | 1399.6             | 349.9 | 15.67 | 16.58 |
| MWM-3 | 5/28/2019 10:45  | 53623         |                          | 5149                             | 1287.25           | 889.0              | 222.3 | 13.85 | 17.6  |
| MWM-3 | 6/7/2019 8:00    | 53634         |                          | 11                               | 2.75              | 1.1                | 0.3   |       |       |
| MWM-3 | 6/13/2019 16:20  | 53660         |                          | 26                               | 6.5               | 4.1                | 1.0   |       |       |
| MWM-3 | 7/3/2019 14:20   | 53739         |                          | 79                               | 19.75             | 4.0                | 1.0   | 15.4  | 15.55 |
| MWM-3 | 7/16/2019 11:10  | 53787         |                          | 48                               | 12                | 3.7                | 0.9   | 16.1  | 16.17 |
| MWM-3 | 7/25/2019 18:11  | 53821         |                          | 34                               | 8.5               | 3.7                | 0.9   |       |       |

**Appendix E  
Phase II System Cycle Counters**

| Well  | Date/Time        | Cycle Counter | Cycle Since<br>Last Date | Gallons Since<br>Last Date (gal) | Cycles per<br>Day | Gallons per<br>Day | DTP   | DTW          |
|-------|------------------|---------------|--------------------------|----------------------------------|-------------------|--------------------|-------|--------------|
| MWM-3 | 8/1/2019 14:00   | 53843         |                          | 22                               | 5.5               | 3.2                | 0.8   |              |
| MWM-3 | 8/5/2019 11:00   | 53855         |                          | 12                               | 3                 | 3.1                | 0.8   | 17.04 17.21  |
| MWM-3 | 8/28/2019 14:28  | 53914         |                          | 59                               | 14.75             | 2.5                | 0.6   | 17.55 17.69  |
| MWM-3 | 9/12/2019 10:45  | 54047         |                          | 133                              | 33.25             | 9.0                | 2.2   | 17.2 17.37   |
| MWM-3 | 9/25/2019 10:35  | 54089         |                          | 42                               | 10.5              | 3.2                | 0.8   | 16.69 16.83  |
| MWM-3 | 10/4/2019 10:00  | 54089         |                          | 0                                | 0                 | 0.0                | 0.0   | 16.11 16.28  |
| MWM-3 | 10/4/2019 12:15  | 30558         |                          |                                  |                   |                    |       |              |
| MWM-3 | 10/8/2019 10:45  | 30565         |                          | 7                                | 1.75              | 1.8                | 0.4   |              |
| MWM-3 | 10/21/2019 11:45 | 30604         |                          | 39                               | 9.75              | 3.0                | 0.7   |              |
| MWM-3 | 10/29/2019 11:00 | 30622         |                          | 18                               | 4.5               | 2.3                | 0.6   | 15.56 15.68  |
| MWM-3 | 4/21/2020 14:00  | 30625         |                          | 3                                | 0.75              | 0.0                | 0.0   |              |
| MWM-3 | 4/21/2020 16:00  | 30654         |                          | 29                               | 7.25              | 348.0              | 87.0  |              |
| MWM-3 | 4/21/2020 16:45  | 30706         |                          | 52                               | 13                | 1664.0             | 416.0 |              |
| MWM-3 | 4/21/2020 17:30  | 30723         |                          | 17                               | 4.25              | 544.0              | 136.0 |              |
| MWM-3 | 4/22/2020 8:30   | 30732         |                          | 9                                | 2.25              | 14.4               | 3.6   |              |
| MWM-3 | 4/22/2020 12:00  | 30734         |                          | 2                                | 0.5               | 13.7               | 3.4   |              |
| MWM-3 | 4/30/2020 12:00  | 30797         |                          | 63                               | 15.75             | 7.9                | 2.0   | 14.91 15.03  |
| MWM-3 | 5/11/2020 12:50  | 30851         |                          | 54                               | 13.5              | 4.9                | 1.2   | 15.21 15.27  |
| MWM-3 | 5/20/2020 12:00  | 30891         |                          | 40                               | 10                | 4.5                | 1.1   | 15.5 15.94   |
| MWM-3 | 5/28/2020 14:43  | 30933         |                          | 42                               | 10.5              | 5.2                | 1.3   | 15.38 153.46 |
| MWM-3 | 6/2/2020 20:15   | 30954         |                          | 21                               | 5.25              | 4.0                | 1.0   | 15.62 15.65  |
| MWM-3 | 6/11/2020 9:45   | 30987         |                          | 33                               | 8.25              | 3.9                | 1.0   | 15.94 16.65  |
| MWM-3 | 6/22/2020 11:05  | 31024         |                          | 37                               | 9.25              | 3.3                | 0.8   | 16.55 16.84  |
| MWM-3 | 7/6/2020 10:14   | 31073         |                          | 49                               | 12.25             | 3.5                | 0.9   | 16.91 17.49  |
| MWM-3 | 7/20/2020 11:00  | 31125         |                          | 52                               | 13                | 3.7                | 0.9   | 16.66 16.73  |
| MWM-3 | 7/28/2020 11:30  | 31150         |                          | 25                               | 6.25              | 3.1                | 0.8   | 16.47 16.58  |
| MWM-3 | 8/12/2020 11:20  | 31198         |                          | 48                               | 12                | 3.2                | 0.8   | 16.53 16.62  |
| MWM-3 | 8/25/2020 13:07  | 31235         |                          | 37                               | 9.25              | 2.8                | 0.7   | 16.81 17.23  |
| MWM-3 | 9/8/2020 12:05   | 31281         |                          | 46                               | 11.5              | 3.3                | 0.8   | 17.16 17.22  |
| MWM-3 | 9/23/2020 16:30  | 31325         |                          | 44                               | 11                | 2.9                | 0.7   | 17.53 17.60  |
| MWM-3 | 10/7/2020 10:40  | 31365         |                          | 40                               | 10                | 2.9                | 0.7   | 17.75 17.84  |
| MWM-3 | 10/20/2020 15:20 | 31397         |                          | 32                               | 8                 | 2.4                | 0.6   | 17.65 17.81  |
| MWM-3 | 4/28/2021 11:46  | 31397         |                          | 0                                | 0                 | 0.0                | 0.0   | 13.33 21.00  |
| MWM-3 | 4/28/2021 15:15  | 31435         |                          | 38                               | 9.5               | 261.8              | 65.5  | 15.06 21.00  |
| MWM-3 | 4/28/2021 16:39  | 31441         |                          | 6                                | 1.5               | 102.9              | 25.7  | 15.06 20.00  |
| MWM-3 | 4/29/2021 9:15   | 31492         |                          | 51                               | 12.75             | 73.7               | 18.4  | 16.13 16.22  |
| MWM-3 | 5/6/2021 11:50   | 31492         |                          | 0                                | 0                 | 0.0                | 0.0   | 15.53        |
| MWM-3 | 5/13/2021 12:35  | 31547         |                          | 55                               | 13.75             | 7.8                | 2.0   | 16.74 16.85  |
| MWM-3 | 5/19/2021 12:16  | 31566         |                          | 19                               | 4.75              | 3.2                | 0.8   | 16.85 16.93  |
| MWM-3 | 5/28/2021 8:00   | 31597         |                          | 31                               | 7.75              | 3.5                | 0.9   |              |
| MWM-3 | 6/8/2021 11:50   | 31634         |                          | 37                               | 9.25              | 3.3                | 0.8   | 16.98 17.08  |
| MWM-3 | 6/22/2021 13:30  | 31678         |                          | 44                               | 11                | 3.1                | 0.8   | 16.35 16.64  |
| MWM-3 | 7/1/2021 12:30   | 31701         |                          | 23                               | 5.75              | 2.6                | 0.6   | 16.11 16.25  |
| MWM-3 | 7/12/2021 12:15  | 31734         |                          | 33                               | 8.25              | 3.0                | 0.8   | 17.59 17.88  |
| MWM-3 | 7/27/2021 11:04  | 31781         |                          | 47                               | 11.75             | 3.1                | 0.8   | 17.97 18.12  |
| MWM-3 | 8/3/2021 11:00   | 31798         |                          | 17                               | 4.25              | 2.4                | 0.6   |              |
| MWM-3 | 8/10/2021 11:15  | 31814         |                          | 16                               | 4                 | 2.3                | 0.6   | 18.14 18.39  |
| MWM-3 | 8/24/2021 12:05  | 31860         |                          | 46                               | 11.5              | 3.3                | 0.8   | 18.55 18.75  |
| MWM-3 | 8/31/2021 13:40  | 31880         |                          | 20                               | 5                 | 2.8                | 0.7   | 18.35 18.49  |
| MWM-3 | 9/14/2021 12:25  | 31912         |                          | 32                               | 8                 | 2.3                | 0.6   | 18.6 18.69   |
| MWM-3 | 9/28/2021 12:43  | 31955         |                          | 43                               | 10.75             | 3.1                | 0.8   | 18.34 18.36  |
| MWM-3 | 10/5/2021 16:32  | 31973         |                          | 18                               | 4.5               | 2.5                | 0.6   | 18.22 18.35  |
| MWM-3 | 10/19/2021 12:16 | 32007         |                          | 34                               | 8.5               | 2.5                | 0.6   | 18.29 18.33  |
| MWM-3 | 10/28/2021 16:15 | 32032         |                          | 25                               | 6.25              | 2.7                | 0.7   | 18.41 18.45  |
| MRW-8 | 5/14/2018 13:15  | 42326         |                          |                                  |                   |                    |       | 17.38 19.38  |
| MRW-8 | 5/15/2018 8:20   | 42439         |                          | 113                              | 28.25             | 142.1              | 35.5  | 16.41 16.64  |

**Appendix E**  
**Phase II System Cycle Counters**

| Well  | Date/Time        | Cycle Counter | Cycle Since<br>Last Date | Gallons Since<br>Last Date (gal) | Cycles per<br>Day | Gallons per<br>Day | DTP      | DTW     |
|-------|------------------|---------------|--------------------------|----------------------------------|-------------------|--------------------|----------|---------|
| MRW-8 | 5/15/2018 11:20  | 42446         | 7                        | 1.75                             | 56.0              | 14.0               | 16.42    | 16.7    |
| MRW-8 | 5/15/2018 16:30  | 42458         | 12                       | 3                                | 55.7              | 13.9               | 16.4     | 16.63   |
| MRW-8 | 5/23/2018 10:50  | 42760         | 302                      | 75.5                             | 38.9              | 9.7                | 16.5     | 16.78   |
| MRW-8 | 5/24/2018 8:30   | 42789         | 29                       | 7.25                             | 32.1              | 8.0                | 16.46    | 16.7    |
| MRW-8 | 5/30/2018 17:30  | 42991         | 202                      | 50.5                             | 31.7              | 7.9                | 16.06    | 16.28   |
| MRW-8 | 6/8/2018 10:00   | 43253         | 262                      | 65.5                             | 30.2              | 7.5                | 15.78    | 15.86   |
| MRW-8 | 6/12/2018 10:00  | 43356         | 103                      | 25.75                            | 25.8              | 6.4                | 15.67    | 15.92   |
| MRW-8 | 6/19/2018 17:40  | 43557         | 201                      | 50.25                            | 27.5              | 6.9                | 14.81    | 14.98   |
| MRW-8 | 6/28/2018 10:25  | 43759         | 202                      | 50.5                             | 23.2              | 5.8                | 15.18    | 17.2    |
| MRW-8 | 7/3/2018 10:40   | 43902         | 143                      | 35.75                            | 28.5              | 7.1                | 15.09    | 15.35   |
| MRW-8 | 7/10/2018 14:15  | 44070         | 168                      | 42                               | 23.5              | 5.9                | 15.3     | 15.58   |
| MRW-8 | 7/25/2018 14:00  | 44362         | 292                      | 73                               | 19.5              | 4.9                | 15.75    | 17.38   |
| MRW-8 | 8/8/2018 10:45   | 44624         | 262                      | 65.5                             | 18.9              | 4.7                | 16.45    | 16.72   |
| MRW-8 | 8/16/2018 12:05  | 44762         | 138                      | 34.5                             | 17.1              | 4.3                | 16.73    | 17      |
| MRW-8 | 9/4/2018 10:18   | 45043         | 281                      | 70.25                            | 14.8              | 3.7                | 16.66    | 16.84   |
| MRW-8 | 10/12/2018 11:10 | 45258         | 215                      | 53.75                            | 5.7               | 1.4                | 13.23    | 23.78   |
| MRW-8 | 10/22/2018 10:40 | 45278         | 20                       | 5                                | 2.0               | 0.5                | 16.24    | 16.44   |
| MRW-8 | 10/29/2018 10:53 | 45509         | 231                      | 57.75                            | 33.0              | 8.2                | 15.35    | 15.54   |
| MRW-8 | 5/7/2019 10:30   | 45513         | 4                        | 1                                | 0.0               | 0.0                | 12.43    | 25.08   |
| MRW-8 | 5/7/2019 17:35   | 45627         | 114                      | 28.5                             | 386.3             | 96.6               | 16.11    | 16.46   |
| MRW-8 | 5/14/2019 11:20  | 46073         | 446                      | 111.5                            | 66.2              | 16.5               | 15.3     | 15.31   |
| MRW-8 | 5/22/2019 15:45  | 46288         | 215                      | 53.75                            | 26.3              | 6.6                | 14.28    | 14.56   |
| MRW-8 | 5/28/2019 10:45  | 46386         | 98                       | 24.5                             | 16.9              | 4.2                | 12.19    | 19.53   |
| MRW-8 | 6/7/2019 8:00    | 46593         | 207                      | 51.75                            | 20.9              | 5.2                | 14.08    | 14.34   |
| MRW-8 | 6/13/2019 16:20  | 46769         | 176                      | 44                               | 27.7              | 6.9                | 14.28    | 14.55   |
| MRW-8 | 7/3/2019 14:20   | 47209         | 440                      | 110                              | 22.1              | 5.5                | 14.58    | 14.75   |
| MRW-8 | 7/16/2019 11:10  | 47434         | 225                      | 56.25                            | 17.5              | 4.4                | 15.52    | 15.9    |
| MRW-8 | 7/25/2019 18:11  | 47582         | 148                      | 37                               | 15.9              | 4.0                | 15.8     | 16.03   |
| MRW-8 | 8/1/2019 14:00   | 47688         | 106                      | 26.5                             | 15.5              | 3.9                | 15.95    | 16.11   |
| MRW-8 | 8/5/2019 11:00   | 47743         | 55                       | 13.75                            | 14.2              | 3.5                | 16.02    | 16.24   |
| MRW-8 | 8/28/2019 14:28  | 47997         | 254                      | 63.5                             | 11.0              | 2.7                | 16.95    | 17.09   |
| MRW-8 | 9/12/2019 10:45  | 48211         | 214                      | 53.5                             | 14.4              | 3.6                | 16.26    | 16.45   |
| MRW-8 | 9/25/2019 10:35  | 48398         | 187                      | 46.75                            | 14.4              | 3.6                | 16.80533 | 16.9093 |
| MRW-8 | 10/4/2019 10:00  | 48526         | 128                      | 32                               | 14.3              | 3.6                | 15.25    | 15.49   |
| MRW-8 | 10/8/2019 10:50  | 48577         | 179                      | 44.75                            | 13.8              | 3.4                | 14.81    | 15.03   |
| MRW-8 | 10/21/2019 12:12 | 48766         | 189                      | 47.25                            | 14.5              | 3.6                |          |         |
| MRW-8 | 10/29/2019       | 48912         | 146                      | 36.5                             | 18.4              | 4.6                | 14.45    | 14.65   |
| MRW-8 | 4/21/2020 14:00  | 48914         | 2                        | 0.5                              | 0.0               | 0.0                | 10.91    | 24.07   |
| MRW-8 | 4/21/2020 16:00  | 48934         | 20                       | 5                                | 240.0             | 60.0               | 13.08    | 23.62   |
| MRW-8 | 4/21/2020 16:45  | 48988         | 54                       | 13.5                             | 1728.0            | 432.0              | 14.48    | 21.29   |
| MRW-8 | 4/21/2020 17:30  | 49012         | 24                       | 6                                | 768.0             | 192.0              | 15.40    | 18.27   |
| MRW-8 | 4/22/2020 8:30   | 49260         | 248                      | 62                               | 396.8             | 99.2               | 15.13    | 15.14   |
| MRW-8 | 4/22/2020 12:00  | 49269         | 9                        | 2.25                             | 61.7              | 15.4               | 14.20    | 14.32   |
| MRW-8 | 4/30/2020 12:00  | 49508         | 239                      | 59.75                            | 29.9              | 7.5                | 13.93    | 14.18   |
| MRW-8 | 5/11/2020 12:50  | 49752         | 244                      | 61                               | 22.1              | 5.5                | 14.09    | 14.36   |
| MRW-8 | 5/20/2020 12:00  | 49922         | 170                      | 42.5                             | 19.0              | 4.7                | 14.40    | 14.89   |
| MRW-8 | 5/28/2020 14:43  | 50075         | 153                      | 38.25                            | 18.9              | 4.7                | 14.37    | 14.63   |
| MRW-8 | 6/2/2020 20:15   | 50167         | 92                       | 23.00                            | 17.6              | 4.4                | 15.28    | 16.00   |
| MRW-8 | 6/11/2020 9:45   | 50317         | 150                      | 37.5                             | 17.5              | 4.4                | 14.95    | 15.18   |
| MRW-8 | 6/22/2020 11:05  | 50464         | 147                      | 36.75                            | 13.3              | 3.3                | 15.38    | 15.70   |
| MRW-8 | 7/6/2020 10:14   | 50634         | 170                      | 42.5                             | 12.2              | 3.0                | 15.81    | 16.13   |
| MRW-8 | 7/20/2020 11:00  | 50817         | 183                      | 45.75                            | 13.0              | 3.3                | 15.47    | 15.73   |
| MRW-8 | 7/28/2020 11:30  | 50914         | 97                       | 24.25                            | 12.1              | 3.0                | 15.32    | 15.60   |
| MRW-8 | 8/12/2020 11:20  | 51074         | 160                      | 40.00                            | 10.7              | 2.7                | 15.32    | 15.59   |
| MRW-8 | 8/25/2020 13:07  | 51203         | 129                      | 32.25                            | 9.9               | 2.5                | 15.66    | 15.94   |
| MRW-8 | 9/8/2020 12:05   | 51336         | 133                      | 33.25                            | 9.5               | 2.4                | 15.83    | 16.10   |
| MRW-8 | 9/23/2020 16:30  | 51479         | 143                      | 35.75                            | 9.4               | 2.4                | 16.21    | 16.50   |

**Appendix E**  
**Phase II System Cycle Counters**

| Well  | Date/Time        | Cycle Counter | Cycle Since<br>Last Date | Gallons Since<br>Last Date (gal) | Cycles per<br>Day | Gallons per<br>Day | DTP   | DTW   |
|-------|------------------|---------------|--------------------------|----------------------------------|-------------------|--------------------|-------|-------|
| MRW-8 | 10/7/2020 10:40  | 51605         | 126                      | 31.50                            | 9.2               | 2.3                | 16.50 | 16.82 |
| MRW-8 | 10/20/2020 15:20 | 51733         | 128                      | 32.00                            | 9.7               | 2.4                | 16.47 | 16.73 |
| MRW-8 | 4/28/2021 11:46  | 51733         | 0                        | 0.00                             | 0.0               | 0.0                | 12.82 | 24.36 |
| MRW-8 | 4/28/2021 15:15  | 51760         | 27                       | 6.75                             | 186.0             | 46.5               | 14.84 | 23.62 |
| MRW-8 | 4/28/2021 16:39  | 51808         | 48                       | 12.00                            | 822.9             | 205.7              | 16.35 | 21.42 |
| MRW-8 | 4/29/2021 9:15   | 51990         | 182                      | 45.50                            | 263.1             | 65.8               | 16.21 | 16.22 |
| MRW-8 | 5/6/2021 11:50   | 52208         | 218                      | 54.50                            | 30.7              | 7.7                | 15.62 | 15.88 |
| MRW-8 | 5/13/2021 12:35  | 52367         | 159                      | 39.75                            | 22.6              | 5.7                | 15.86 | 16.12 |
| MRW-8 | 5/19/2021 12:16  | 52480         | 113                      | 28.25                            | 18.9              | 4.7                | 15.99 | 16.28 |
| MRW-8 | 5/28/2021 8:00   | 52664         | 184                      | 46.00                            | 20.9              | 5.2                | 15.55 | 15.80 |
| MRW-8 | 6/8/2021 11:50   | 52842         | 178                      | 44.50                            | 16.0              | 4.0                | 15.88 | 16.18 |
| MRW-8 | 6/22/2021 13:30  | 53030         | 188                      | 47.00                            | 13.4              | 3.3                | 16.32 | 16.61 |
| MRW-8 | 7/1/2021 12:30   | 53150         | 120                      | 30.00                            | 13.4              | 3.3                | 16.07 | 16.30 |
| MRW-8 | 7/12/2021 12:15  | 53269         | 119                      | 29.75                            | 10.8              | 2.7                | 16.42 | 16.73 |
| MRW-8 | 7/27/2021 11:04  | 53414         | 145                      | 36.25                            | 9.7               | 2.4                | 16.79 | 17.07 |
| MRW-8 | 8/3/2021 11:00   | 53485         | 71                       | 17.75                            | 10.1              | 2.5                | 16.89 | 17.15 |
| MRW-8 | 8/10/2021 11:15  | 53546         | 61                       | 15.25                            | 8.7               | 2.2                | 16.96 | 17.25 |
| MRW-8 | 8/24/2021 12:05  | 53661         | 115                      | 28.75                            | 8.2               | 2.0                | 17.32 | 17.60 |
| MRW-8 | 8/31/2021 13:40  | 53725         | 64                       | 16.00                            | 9.1               | 2.3                | 17.20 | 17.45 |
| MRW-8 | 9/14/2021 12:25  | 53838         | 113                      | 28.25                            | 8.1               | 2.0                | 17.32 | 17.59 |
| MRW-8 | 9/28/2021 12:43  | 53961         | 123                      | 30.75                            | 8.8               | 2.2                | 17.11 | 17.33 |
| MRW-8 | 10/5/2021 16:32  | 54022         | 61                       | 15.25                            | 8.5               | 2.1                | 17.10 | 17.38 |
| MRW-8 | 10/19/2021 12:21 | 54140         | 118                      | 29.50                            | 8.5               | 2.1                | 17.09 | 17.31 |
| MRW-8 | 10/28/2021 16:15 | 54215         | 75                       | 18.75                            | 8.2               | 2.0                | 17.19 | 17.45 |

## Appendix F – Well Abandonment Forms 3300-005



Notice: Completion of this report is required by chs. 160, 281, 283, 289, 291-293, 295, and 299, Wis. Stats., and ch. NR 141, Wis. Adm. Code. In accordance with chs. 281, 289, 291-293, 295, and 299, Wis. Stats., failure to file this form may result in a forfeiture of between \$10-25,000, or imprisonment for up to one year, depending on the program and conduct involved. Personally identifiable information on this form is not intended to be used for any other purpose. Return form to the appropriate DNR office and bureau. See instructions on reverse for more information.

Verification Only of Fill and Seal

Route to:

Drinking Water       Watershed/Wastewater       Remediation/Redevelopment

Waste Management       Other: \_\_\_\_\_

|  |   |   |  |   |                                      |
|--|---|---|--|---|--------------------------------------|
| <b>1. Well Location Information</b>  |   |   | <b>2. Facility / Owner Information</b>         |   |                                      |
| County<br><i>Douglas</i>   | WI Unique Well # of Removed Well<br>_____ | Hicap #<br>_____  | Facility Name<br><i>Superior Terminal - BF</i> |   |                                      |
| Latitude / Longitude (Degrees and Minutes)<br><i>46.43.593 N</i><br><i>92.07.262 W</i> |   | Method Code (see instructions)<br><i>SCR002</i>             | Facility ID (FID or PWS)<br>_____              |   |                                      |
| 1/4 1/2 NE or Gov't Lot #  | 1/4 SE                                    | Section<br><i>16</i>  | Township<br><i>49 N</i>                        | Range<br><i>14</i>                      | License/Permit/Monitoring #<br>_____ |
| Well Street Address<br><i>2929 Harbor Lane</i>   |   | Original Well Owner<br><i>BP Products North America Inc</i> |  |   |                                      |
| Well City, Village or Town<br><i>Superior</i>  |   | Well ZIP Code<br><i>54880</i>                               |  | Present Well Owner<br><i>Same</i>       |                                      |
| Subdivision Name<br>_____  |   | Lot #<br>_____  |  | City of Present Owner<br><i>Houston</i> | State<br><i>TX</i>                   |
| Reason For Removal From Service<br><i>Redevelopment</i>                                |   | WI Unique Well # of Replacement Well<br>_____               |  |   |                                      |
| City of Present Owner<br><i>Houston</i>  |   | State<br><i>TX</i>  |  | ZIP Code<br><i>77079</i>                |                                      |

|  |  |  |  |
|--|--|--|--|
| <b>3. Well / Drillhole / Borehole Information</b>            |  | <b>4. Pump, Liner, Screen, Casing &amp; Sealing Material</b>   |  |
| <input checked="" type="checkbox"/> Monitoring Well          | Original Construction Date (mm/dd/yyyy)<br><i>12/11/1989</i>   | Pump and piping removed?   | <input type="checkbox"/> Yes <input type="checkbox"/> No <input checked="" type="checkbox"/> N/A |
| <input type="checkbox"/> Water Well                          | If a Well Construction Report is available, please attach.   | Liner(s) removed?  | <input type="checkbox"/> Yes <input type="checkbox"/> No <input checked="" type="checkbox"/> N/A |
| <input type="checkbox"/> Borehole / Drillhole                |  | Screen removed?  | <input type="checkbox"/> Yes <input checked="" type="checkbox"/> No <input type="checkbox"/> N/A |
| Construction Type:   |  | Casing left in place?  | <input checked="" type="checkbox"/> Yes <input type="checkbox"/> No <input type="checkbox"/> N/A |
| <input checked="" type="checkbox"/> Drilled                  | <input type="checkbox"/> Driven (Sandpoint)  | Was casing cut off below surface?  | <input checked="" type="checkbox"/> Yes <input type="checkbox"/> No <input type="checkbox"/> N/A |
| <input type="checkbox"/> Other (specify): _____              | <input type="checkbox"/> Dug   | Did sealing material rise to surface?  | <input checked="" type="checkbox"/> Yes <input type="checkbox"/> No <input type="checkbox"/> N/A |
| Formation Type:  |  | Did material settle after 24 hours?  | <input type="checkbox"/> Yes <input checked="" type="checkbox"/> No <input type="checkbox"/> N/A |
| <input checked="" type="checkbox"/> Unconsolidated Formation | <input type="checkbox"/> Bedrock   | If yes, was hole retopped?   | <input type="checkbox"/> Yes <input type="checkbox"/> No <input checked="" type="checkbox"/> N/A |
| Total Well Depth From Ground Surface (ft.)<br><i>45</i>      | Casing Diameter (in.)<br><i>6"</i>   | If bentonite chips were used, were they hydrated with water from a known safe source?                        | <input checked="" type="checkbox"/> Yes <input type="checkbox"/> No <input type="checkbox"/> N/A |
| Lower Drillhole Diameter (in.)<br><i>15</i>                  | Casing Depth (ft.)<br><i>17</i>  | Required Method of Placing Sealing Material  |  |
| Was well annular space grouted?                              | <input checked="" type="checkbox"/> Yes <input type="checkbox"/> No <input type="checkbox"/> Unknown | <input type="checkbox"/> Conductor Pipe-Gravity <input type="checkbox"/> Conductor Pipe-Pumped               |  |
| If yes, to what depth (feet)?<br><i>Surface</i>              | Depth to Water (feet)<br><i>18</i>   | <input type="checkbox"/> Screened & Poured (Bentonite Chips) <input type="checkbox"/> Other (Explain): _____ |  |

|  |           |  |                         |
|--|-----------|--|-------------------------|
| <b>5. Material Used To Fill Well / Drillhole</b>         |           | <b>Sealing Materials</b>   |                         |
| From (ft.)   | To (ft.)  | No. Yards, Sacks, Sealant or Volume (circle one)   | Mix Ratio or Mud Weight |
| <i>Surface</i>   | <i>45</i> | <i>10</i>  |                         |
| Material: <i>Bentonite Chips</i>                         |           | <input type="checkbox"/> Neat Cement Grout <input type="checkbox"/> Clay-Sand Slurry (11 lb./gal. wt.)<br><input type="checkbox"/> Sand-Cement (Concrete) Grout <input type="checkbox"/> Bentonite-Sand Slurry " "<br><input type="checkbox"/> Concrete <input type="checkbox"/> Bentonite Chips |                         |
| For Monitoring Wells and Monitoring Well Boreholes Only: |           | <input checked="" type="checkbox"/> Bentonite Chips <input type="checkbox"/> Bentonite - Cement Grout<br><input type="checkbox"/> Granular Bentonite <input type="checkbox"/> Bentonite - Sand Slurry  |                         |

**6. Comments**

*RW-6*

|   |                          |   |  |                               |
|---|--------------------------|---|--|-------------------------------|
| <b>7. Supervision of Work</b>   |                          |   | <b>DNR Use Only</b>                                  |                               |
| Name of Person or Firm Doing Filling & Sealing<br><i>Berenson-Carrill Inc</i> | License #<br><i>7444</i> | Date of Filling & Sealing (mm/dd/yyyy)<br><i>08/31/2011</i> | Date Received  | Noted By                      |
| Street or Route<br><i>5115 Industrial Street</i>                              |                          | Telephone Number<br><i>(763) 479-3121</i>                   | Comments   |                               |
| City<br><i>Maple Plain</i>  | State<br><i>MN</i>       | ZIP Code<br><i>55359</i>                                    | Signature of Person Doing Work<br><i>[Signature]</i> | Date Signed<br><i>9/10/11</i> |

### Well / Drillhole / Borehole Filling & Sealing

Form 3300-005 (R 4/08)

Notice: Completion of this report is required by chs. 160, 281, 283, 289, 291-293, 295, and 299, Wis. Stats., and ch. NR 141, Wis. Adm. Code. In accordance with chs. 281, 289, 291-293, 295, and 299, Wis. Stats., failure to file this form may result in a forfeiture of between \$10-25,000, or imprisonment for up to one year, depending on the program and conduct involved. Personally identifiable information on this form is not intended to be used for any other purpose. Return form to the appropriate DNR office and bureau. See instructions on reverse for more information.

Verification Only of Fill and Seal

Route to:

Drinking Water       Watershed/Wastewater       Remediation/Redevelopment

Waste Management       Other: \_\_\_\_\_

|  |                                  |  |  |   |   |
|--|----------------------------------|--|--|---|---|
| <b>1. Well Location Information</b>  |                                  |  | <b>2. Facility / Owner Information</b>         |   |   |
| County<br><i>Douglas</i>   | WI Unique Well # of Removed Well | Hicap #  | Facility Name<br><i>Superior Terminal - BF</i> |   |   |
| Latitude / Longitude (Degrees and Minutes)<br><i>46° 43' 6.11" N</i><br><i>92° 07' 30.5" W</i> |                                  | Method Code (see instructions)<br><i>SCR 002</i> | Facility ID (FID or PWS)                       |   |   |
| 1/4 1/2 QUARTER    1/4 SE  |                                  | Section<br><i>16</i>                             | Township<br><i>49 N</i>                        | Range<br><i>14</i>  | License/Permit/Monitoring #                                 |
| or Gov't Lot #   |                                  |  |  | <input type="checkbox"/> E<br><input checked="" type="checkbox"/> W | Original Well Owner<br><i>BP Products North America Inc</i> |
| Well Street Address<br><i>2929 Harbor Lane</i>   |                                  |  | Present Well Owner<br><i>Same</i>              |   |   |
| Well City, Village or Town<br><i>Superior</i>  |                                  | Well ZIP Code<br><i>54880</i>                    |  | Mailing Address of Present Owner<br><i>201 Helios Way, FL6</i>      |   |
| Subdivision Name   |                                  | Lot #  |  | City of Present Owner<br><i>Houston</i>                             | State<br><i>TX</i>  |
|  |                                  |  |  | ZIP Code<br><i>77079</i>  |   |

Reason For Removal From Service: *Redevelopment*      WI Unique Well # of Replacement Well: \_\_\_\_\_

|  |  |  |  |
|--|--|--|--|
| <b>3. Well / Drillhole / Borehole Information</b>            |  | <b>4. Pump, Liner, Screen, Casing &amp; Sealing Material</b>   |  |
| <input checked="" type="checkbox"/> Monitoring Well          | Original Construction Date (mm/dd/yyyy)<br><i>06/24/2011</i>   | Pump and piping removed?   | <input type="checkbox"/> Yes <input type="checkbox"/> No <input checked="" type="checkbox"/> N/A |
| <input type="checkbox"/> Water Well                          | If a Well Construction Report is available, please attach.   | Liner(s) removed?  | <input type="checkbox"/> Yes <input type="checkbox"/> No <input checked="" type="checkbox"/> N/A |
| <input type="checkbox"/> Borehole / Drillhole                |  | Screen removed?  | <input type="checkbox"/> Yes <input checked="" type="checkbox"/> No <input type="checkbox"/> N/A |
| Construction Type:   |  | Casing left in place?  | <input checked="" type="checkbox"/> Yes <input type="checkbox"/> No <input type="checkbox"/> N/A |
| <input checked="" type="checkbox"/> Drilled                  | <input type="checkbox"/> Driven (Sandpoint)  | <input type="checkbox"/> Dug   | Was casing cut off below surface?  |
| <input type="checkbox"/> Other (specify): _____              |  | Did sealing material rise to surface?  | <input checked="" type="checkbox"/> Yes <input type="checkbox"/> No <input type="checkbox"/> N/A |
| Formation Type:  |  | Did material settle after 24 hours?  | <input type="checkbox"/> Yes <input checked="" type="checkbox"/> No <input type="checkbox"/> N/A |
| <input checked="" type="checkbox"/> Unconsolidated Formation | <input type="checkbox"/> Bedrock   | If yes, was hole retopped?   | <input type="checkbox"/> Yes <input type="checkbox"/> No <input checked="" type="checkbox"/> N/A |
| Total Well Depth From Ground Surface (ft.)<br><i>35</i>      | Casing Diameter (in.)<br><i>4</i>  | If bentonite chips were used, were they hydrated with water from a known safe source?                        | <input checked="" type="checkbox"/> Yes <input type="checkbox"/> No <input type="checkbox"/> N/A |
| Lower Drillhole Diameter (in.)<br><i>10"</i>                 | Casing Depth (ft.)<br><i>15</i>  | Required Method of Placing Sealing Material  |  |
| Was well annular space grouted?                              | <input checked="" type="checkbox"/> Yes <input type="checkbox"/> No <input type="checkbox"/> Unknown | <input type="checkbox"/> Conductor Pipe-Gravity <input type="checkbox"/> Conductor Pipe-Pumped               |  |
| If yes, to what depth (feet)?<br><i>Surface</i>              | Depth to Water (feet)<br><i>18</i>   | <input type="checkbox"/> Screened & Poured (Bentonite Chips) <input type="checkbox"/> Other (Explain): _____ |  |
| 5. Material Used To Fill Well / Drillhole                    |  | Sealing Materials  |  |
| <i>Bentonite Chips</i>                                       |  | <input type="checkbox"/> Neat Cement Grout <input type="checkbox"/> Clay-Sand Slurry (11 lb./gal. wt.)       |  |
|  |  | <input type="checkbox"/> Sand-Cement (Concrete) Grout <input type="checkbox"/> Bentonite-Sand Slurry " "     |  |
|  |  | <input type="checkbox"/> Concrete <input type="checkbox"/> Bentonite Chips                                   |  |
|  |  | For Monitoring Wells and Monitoring Well Boreholes Only:   |  |
|  |  | <input checked="" type="checkbox"/> Bentonite Chips <input type="checkbox"/> Bentonite - Cement Grout        |  |
|  |  | <input type="checkbox"/> Granular Bentonite <input type="checkbox"/> Bentonite - Sand Slurry                 |  |

| From (ft.)     | To (ft.)  | No. Yards, Sacks Sealant or Volume (circle one) | Mix Ratio or Mud Weight |
|----------------|-----------|---|-------------------------|
| <i>Surface</i> |           |   |                         |
| <i>Surface</i> | <i>35</i> | <i>4</i>  |                         |

**6. Comments**  
*EW 10*

|   |                          |   |  |                               |
|---|--------------------------|---|--|-------------------------------|
| <b>7. Supervision of Work</b>   |                          |   | <b>DNR Use Only</b>                                  |                               |
| Name of Person or Firm Doing Filling & Sealing<br><i>Bergeson-Carroll Inc</i> | License #<br><i>7444</i> | Date of Filling & Sealing (mm/dd/yyyy)<br><i>08/31/2011</i> | Date Received  | Noted By                      |
| Street or Route<br><i>5115 Industrial Street</i>                              |                          | Telephone Number<br><i>(763) 479-3121</i>                   | Comments   |                               |
| City<br><i>Maple Plain</i>  | State<br><i>MN</i>       | ZIP Code<br><i>55359</i>                                    | Signature of Person Doing Work<br><i>[Signature]</i> | Date Signed<br><i>9/10/11</i> |

Notice: Completion of this report is required by chs. 160, 281, 283, 289, 291-293, 295, and 299, Wis. Stats., and ch. NR 141, Wis. Adm. Code. In accordance with chs. 281, 289, 291-293, 295, and 299, Wis. Stats., failure to file this form may result in a forfeiture of between \$10-25,000, or imprisonment for up to one year, depending on the program and conduct involved. Personally identifiable information on this form is not intended to be used for any other purpose. Return form to the appropriate DNR office and bureau. See instructions on reverse for more information.

Verification Only of Fill and Seal

Route to:

Drinking Water

Watershed/Wastewater

Remediation/Redevelopment

Waste Management

Other: \_\_\_\_\_

**1. Well Location Information**

|  |   |   |
|--|---|---|
| County<br><i>Douglas</i>   | WI Unique Well # of Removed Well<br>_____ | Hicap #<br>_____  |
| Latitude / Longitude (Degrees and Minutes)<br><i>46.43.625 N</i><br><i>92.07.333 W</i> |   | Method Code (see instructions)<br><i>SCR002</i>                     |
| 1/4 1/2 3/4 NE or Gov't Lot #<br><i>SE</i>   | Section<br><i>16</i>                      | Township<br><i>49 N</i>   |
|  |   | Range<br><i>14</i>  |
|  |   | <input type="checkbox"/> E<br><input checked="" type="checkbox"/> W |
| Well Street Address<br><i>2929 Harbor Lane</i>   |   |   |
| Well City, Village or Town<br><i>Superior</i>  |   | Well ZIP Code<br><i>54880</i>                                       |
| Subdivision Name<br>_____  |   | Lot #<br>_____  |

**2. Facility / Owner Information**

|  |
|--|
| Facility Name<br><i>Superior Terminal - BF</i>                 |
| Facility ID (FID or PWS)<br>_____                              |
| License/Permit/Monitoring #<br>_____                           |
| Original Well Owner<br><i>BP Products North America Inc</i>    |
| Present Well Owner<br><i>Same</i>                              |
| Mailing Address of Present Owner<br><i>201 Helios Way, FLG</i> |
| City of Present Owner<br><i>Houston</i>                        |
| State<br><i>TX</i>   |
| ZIP Code<br><i>77079</i>                                       |

|   |   |
|---|---|
| Reason For Removal From Service<br><i>Redevelopment</i> | WI Unique Well # of Replacement Well<br>_____ |
|---|---|

**3. Well / Drillhole / Borehole Information**

|   |  |
|---|--|
| <input checked="" type="checkbox"/> Monitoring Well | Original Construction Date (mm/dd/yyyy)<br><i>07/08/2011</i> |
| <input type="checkbox"/> Water Well                 |  |
| <input type="checkbox"/> Borehole / Drillhole       | If a Well Construction Report is available, please attach.   |

|   |   |                              |
|---|---|------------------------------|
| Construction Type:                              |   |                              |
| <input checked="" type="checkbox"/> Drilled     | <input type="checkbox"/> Driven (Sandpoint) | <input type="checkbox"/> Dug |
| <input type="checkbox"/> Other (specify): _____ |   |                              |

|  |                                  |
|--|----------------------------------|
| Formation Type:  |                                  |
| <input checked="" type="checkbox"/> Unconsolidated Formation | <input type="checkbox"/> Bedrock |

|   |                                    |
|---|------------------------------------|
| Total Well Depth From Ground Surface (ft.)<br><i>35</i> | Casing Diameter (in.)<br><i>4"</i> |
| Lower Drillhole Diameter (in.)<br><i>10</i>             | Casing Depth (ft.)<br><i>15</i>    |

|   |   |                             |                                  |
|---|---|-----------------------------|----------------------------------|
| Was well annular space grouted?                 | <input checked="" type="checkbox"/> Yes | <input type="checkbox"/> No | <input type="checkbox"/> Unknown |
| If yes, to what depth (feet)?<br><i>Surface</i> | Depth to Water (feet)<br><i>18</i>      |                             |                                  |

**4. Pump, Liner, Screen, Casing & Sealing Material**

|   |   |  |   |
|---|---|--|---|
| Pump and piping removed?  | <input type="checkbox"/> Yes            | <input type="checkbox"/> No            | <input checked="" type="checkbox"/> N/A |
| Liner(s) removed?   | <input type="checkbox"/> Yes            | <input type="checkbox"/> No            | <input checked="" type="checkbox"/> N/A |
| Screen removed?   | <input type="checkbox"/> Yes            | <input checked="" type="checkbox"/> No | <input type="checkbox"/> N/A            |
| Casing left in place?   | <input checked="" type="checkbox"/> Yes | <input type="checkbox"/> No            | <input type="checkbox"/> N/A            |
| Was casing cut off below surface?   | <input checked="" type="checkbox"/> Yes | <input type="checkbox"/> No            | <input type="checkbox"/> N/A            |
| Did sealing material rise to surface?   | <input checked="" type="checkbox"/> Yes | <input type="checkbox"/> No            | <input type="checkbox"/> N/A            |
| Did material settle after 24 hours?   | <input type="checkbox"/> Yes            | <input checked="" type="checkbox"/> No | <input type="checkbox"/> N/A            |
| If yes, was hole retopped?  | <input type="checkbox"/> Yes            | <input type="checkbox"/> No            | <input checked="" type="checkbox"/> N/A |
| If bentonite chips were used, were they hydrated with water from a known safe source? | <input checked="" type="checkbox"/> Yes | <input type="checkbox"/> No            | <input type="checkbox"/> N/A            |

|  |   |
|--|---|
| Required Method of Placing Sealing Material                  |   |
| <input type="checkbox"/> Conductor Pipe-Gravity              | <input type="checkbox"/> Conductor Pipe-Pumped  |
| <input type="checkbox"/> Screened & Poured (Bentonite Chips) | <input type="checkbox"/> Other (Explain): _____ |

|  |   |
|--|---|
| Sealing Materials  |   |
| <input type="checkbox"/> Neat Cement Grout               | <input type="checkbox"/> Clay-Sand Slurry (11 lb./gal. wt.) |
| <input type="checkbox"/> Sand-Cement (Concrete) Grout    | <input type="checkbox"/> Bentonite-Sand Slurry " "          |
| <input type="checkbox"/> Concrete                        | <input type="checkbox"/> Bentonite Chips                    |
| For Monitoring Wells and Monitoring Well Boreholes Only: |   |
| <input checked="" type="checkbox"/> Bentonite Chips      | <input type="checkbox"/> Bentonite - Cement Grout           |
| <input type="checkbox"/> Granular Bentonite              | <input type="checkbox"/> Bentonite - Sand Slurry            |

**5. Material Used To Fill Well / Drillhole**

| From (ft.)             | To (ft.)       | No. Yards, Bags Sealant or Volume (Circle one) | Mix Ratio or Mud Weight |
|------------------------|----------------|--|-------------------------|
| <i>Surface</i>         | <i>Surface</i> | <i>35</i>                                      | <i>4</i>                |
| <i>Bentonite Chips</i> |                |  |                         |

**6. Comments**

*EW-9*

**7. Supervision of Work**

|   |                          |   |   |          |
|---|--------------------------|---|---|----------|
| Name of Person or Firm Doing Filling & Sealing<br><i>Bergeson-Carrill Inc</i> | License #<br><i>7444</i> | Date of Filling & Sealing (mm/dd/yyyy)<br><i>08/31/2011</i> | DNR Use Only                              |          |
| Street or Route<br><i>5115 Industrial Street</i>                              |                          |   | Date Received                             | Noted By |
| City<br><i>Maple Plain</i>  |                          |   | Telephone Number<br><i>(763) 479-3121</i> | Comments |
| State<br><i>MN</i>  | ZIP Code<br><i>55359</i> | Signature of Person Doing Work<br><i>[Signature]</i>        | Date Signed<br><i>9/10/11</i>             |          |

**Well / Drillhole / Borehole Filling & Sealing**

Form 3300-005 (R 4/08)

Notice: Completion of this report is required by chs. 160, 281, 283, 289, 291-293, 295, and 299, Wis. Stats., and ch. NR 141, Wis. Adm. Code. In accordance with chs. 281, 289, 291-293, 295, and 299, Wis. Stats., failure to file this form may result in a forfeiture of between \$10-25,000, or imprisonment for up to one year, depending on the program and conduct involved. Personally identifiable information on this form is not intended to be used for any other purpose. Return form to the appropriate DNR office and bureau. See instructions on reverse for more information.

Verification Only of Fill and Seal

**Route to:**

Drinking Water

Watershed/Wastewater

Remediation/Redevelopment

Waste Management

Other: \_\_\_\_\_

**1. Well Location Information**

|  |   |   |
|--|---|---|
| County<br><i>Douglas</i>   | WI Unique Well # of Removed Well<br>_____ | Hicap #<br>_____                                |
| Latitude / Longitude (Degrees and Minutes)<br><i>46° 43' 57.6" N</i><br><i>92° 07' 26.1" W</i> |   | Method Code (see instructions)<br><i>SCR002</i> |
| 1/4 or Gov't Lot #<br><i>1/4 NE</i>  | 1/4 SE<br><i>SE</i>                       | Section<br><i>16</i>                            |
| Well Street Address<br><i>2929 Harbor Lane</i>   |   | Township<br><i>49 N</i>                         |
| Well City, Village or Town<br><i>Superior</i>  |   | Range<br><i>14</i>                              |
| Subdivision Name<br>_____  |   | ZIP Code<br><i>54880</i>                        |
| Reason For Removal From Service<br><i>Redevelopment</i>  |   | WI Unique Well # of Replacement Well<br>_____   |

**2. Facility / Owner Information**

|  |
|--|
| Facility Name<br><i>Superior Terminal - BF</i>                 |
| Facility ID (FID or PWS)<br>_____                              |
| License/Permit/Monitoring #<br>_____                           |
| Original Well Owner<br><i>BP Products North America Inc</i>    |
| Present Well Owner<br><i>Same</i>                              |
| Mailing Address of Present Owner<br><i>201 Helios Way, FL6</i> |
| City of Present Owner<br><i>Houston</i>                        |
| State<br><i>TX</i>   |
| ZIP Code<br><i>77079</i>                                       |

**3. Well / Drillhole / Borehole Information**

|   |  |
|---|--|
| <input checked="" type="checkbox"/> Monitoring Well   | Original Construction Date (mm/dd/yyyy)<br><i>06/23/1989</i> |
| <input type="checkbox"/> Water Well   | If a Well Construction Report is available, please attach.   |
| <input type="checkbox"/> Borehole / Drillhole   |  |
| Construction Type:<br><input checked="" type="checkbox"/> Drilled <input type="checkbox"/> Driven (Sandpoint) <input type="checkbox"/> Dug<br><input type="checkbox"/> Other (specify): _____ |  |
| Formation Type:<br><input checked="" type="checkbox"/> Unconsolidated Formation <input type="checkbox"/> Bedrock  |  |
| Total Well Depth From Ground Surface (ft.)<br><i>25</i>   | Casing Diameter (in.)<br><i>2</i>                            |
| Lower Drillhole Diameter (in.)<br><i>8</i>  | Casing Depth (ft.)<br><i>15</i>                              |
| Was well annular space grouted?<br><input checked="" type="checkbox"/> Yes <input type="checkbox"/> No <input type="checkbox"/> Unknown   |  |
| If yes, to what depth (feet)?<br><i>Surface</i>   | Depth to Water (feet)<br><i>19</i>                           |

**4. Pump, Liner, Screen, Casing & Sealing Material**

|   |  |
|---|--|
| Pump and piping removed?  | <input type="checkbox"/> Yes <input type="checkbox"/> No <input checked="" type="checkbox"/> N/A |
| Liner(s) removed?   | <input type="checkbox"/> Yes <input type="checkbox"/> No <input checked="" type="checkbox"/> N/A |
| Screen removed?   | <input type="checkbox"/> Yes <input checked="" type="checkbox"/> No <input type="checkbox"/> N/A |
| Casing left in place?   | <input checked="" type="checkbox"/> Yes <input type="checkbox"/> No <input type="checkbox"/> N/A |
| Was casing cut off below surface?   | <input checked="" type="checkbox"/> Yes <input type="checkbox"/> No <input type="checkbox"/> N/A |
| Did sealing material rise to surface?   | <input checked="" type="checkbox"/> Yes <input type="checkbox"/> No <input type="checkbox"/> N/A |
| Did material settle after 24 hours?   | <input type="checkbox"/> Yes <input checked="" type="checkbox"/> No <input type="checkbox"/> N/A |
| If yes, was hole retopped?  | <input type="checkbox"/> Yes <input type="checkbox"/> No <input checked="" type="checkbox"/> N/A |
| If bentonite chips were used, were they hydrated with water from a known safe source? | <input checked="" type="checkbox"/> Yes <input type="checkbox"/> No <input type="checkbox"/> N/A |
| Required Method of Placing Sealing Material   |  |
| <input type="checkbox"/> Conductor Pipe-Gravity                                       | <input type="checkbox"/> Conductor Pipe-Pumped   |
| <input checked="" type="checkbox"/> Screened & Poured (Bentonite Chips)               | <input type="checkbox"/> Other (Explain): _____  |
| Sealing Materials   |  |
| <input type="checkbox"/> Neat Cement Grout  | <input type="checkbox"/> Clay-Sand Slurry (11 lb./gal. wt.)                                      |
| <input type="checkbox"/> Sand-Cement (Concrete) Grout                                 | <input type="checkbox"/> Bentonite-Sand Slurry " "   |
| <input type="checkbox"/> Concrete   | <input type="checkbox"/> Bentonite Chips   |
| For Monitoring Wells and Monitoring Well Boreholes Only:                              |  |
| <input checked="" type="checkbox"/> Bentonite Chips                                   | <input type="checkbox"/> Bentonite - Cement Grout  |
| <input type="checkbox"/> Granular Bentonite   | <input type="checkbox"/> Bentonite - Sand Slurry   |

**5. Material Used To Fill Well / Drillhole**

| From (ft.)             | To (ft.)       | No. Yards, Sacks Sealant or Volume (circle one) | Mix Ratio or Mud Weight |
|------------------------|----------------|---|-------------------------|
| Surface                |                |   |                         |
| <i>Bentonite Chips</i> | <i>Surface</i> | <i>25</i>                                       | <i>2/3</i>              |

**6. Comments**

*MW-23*

**7. Supervision of Work**

|   |                          |   |                               |          |
|---|--------------------------|---|-------------------------------|----------|
| Name of Person or Firm Doing Filling & Sealing<br><i>Berenson-Carrall Inc</i> | License #<br><i>7444</i> | Date of Filling & Sealing (mm/dd/yyyy)<br><i>05/31/2011</i> | DNR Use Only                  |          |
| Street or Route<br><i>5115 Industrial Street</i>                              |                          | Telephone Number<br><i>(763) 479-3111</i>                   | Date Received                 | Noted By |
| City<br><i>Maple Plain</i>  | State<br><i>MN</i>       | ZIP Code<br><i>55359</i>                                    | Comments                      |          |
| Signature of Person Doing Work<br><i>[Signature]</i>                          |                          |   | Date Signed<br><i>9/10/11</i> |          |

Notice: Completion of this report is required by chs. 160, 281, 283, 289, 291-293, 295, and 299, Wis. Stats., and ch. NR 141, Wis. Adm. Code. In accordance with chs. 281, 289, 291-293, 295, and 299, Wis. Stats., failure to file this form may result in a forfeiture of between \$10-25,000, or imprisonment for up to one year, depending on the program and conduct involved. Personally identifiable information on this form is not intended to be used for any other purpose. Return form to the appropriate DNR office and bureau. See instructions on reverse for more information.

**Verification Only of Fill and Seal**

Route to:

Drinking Water       Watershed/Wastewater       Remediation/Redevelopment

Waste Management       Other: \_\_\_\_\_

|  |   |   |  |   |                          |
|--|---|---|--|---|--------------------------|
| <b>1. Well Location Information</b>  |   |   | <b>2. Facility / Owner Information</b>                         |   |                          |
| County<br><i>Douglas</i>   | WI Unique Well # of Removed Well<br>_____ | Hicap #<br>_____  | Facility Name<br><i>Superior Terminal - BF</i>                 |   |                          |
| Latitude / Longitude (Degrees and Minutes)<br><i>46.43.533' N</i><br><i>92.07.257' W</i> |   | Method Code (see instructions)<br><i>SCR002</i>             | Facility ID (FID or PWS)<br>_____                              |   |                          |
| License/Permit/Monitoring #<br>_____   |   | Original Well Owner<br><i>BP Products North America Inc</i> |  |   |                          |
| 1/4 NE 1/4 SE<br>or Gov't Lot #  | Section<br><i>16</i>                      | Township<br><i>49 N</i>                                     | Range<br><i>14</i>   | Present Well Owner<br><i>Same</i>       |                          |
| Well Street Address<br><i>2929 Harbor Lane</i>   |   |   | Mailing Address of Present Owner<br><i>201 Helios Way, FLG</i> |   |                          |
| Well City, Village or Town<br><i>Superior</i>  |   |   | Well ZIP Code<br><i>54880</i>                                  | City of Present Owner<br><i>Houston</i> |                          |
| Subdivision Name<br>_____  |   |   | Lot #<br>_____   | State<br><i>TX</i>                      | ZIP Code<br><i>77079</i> |

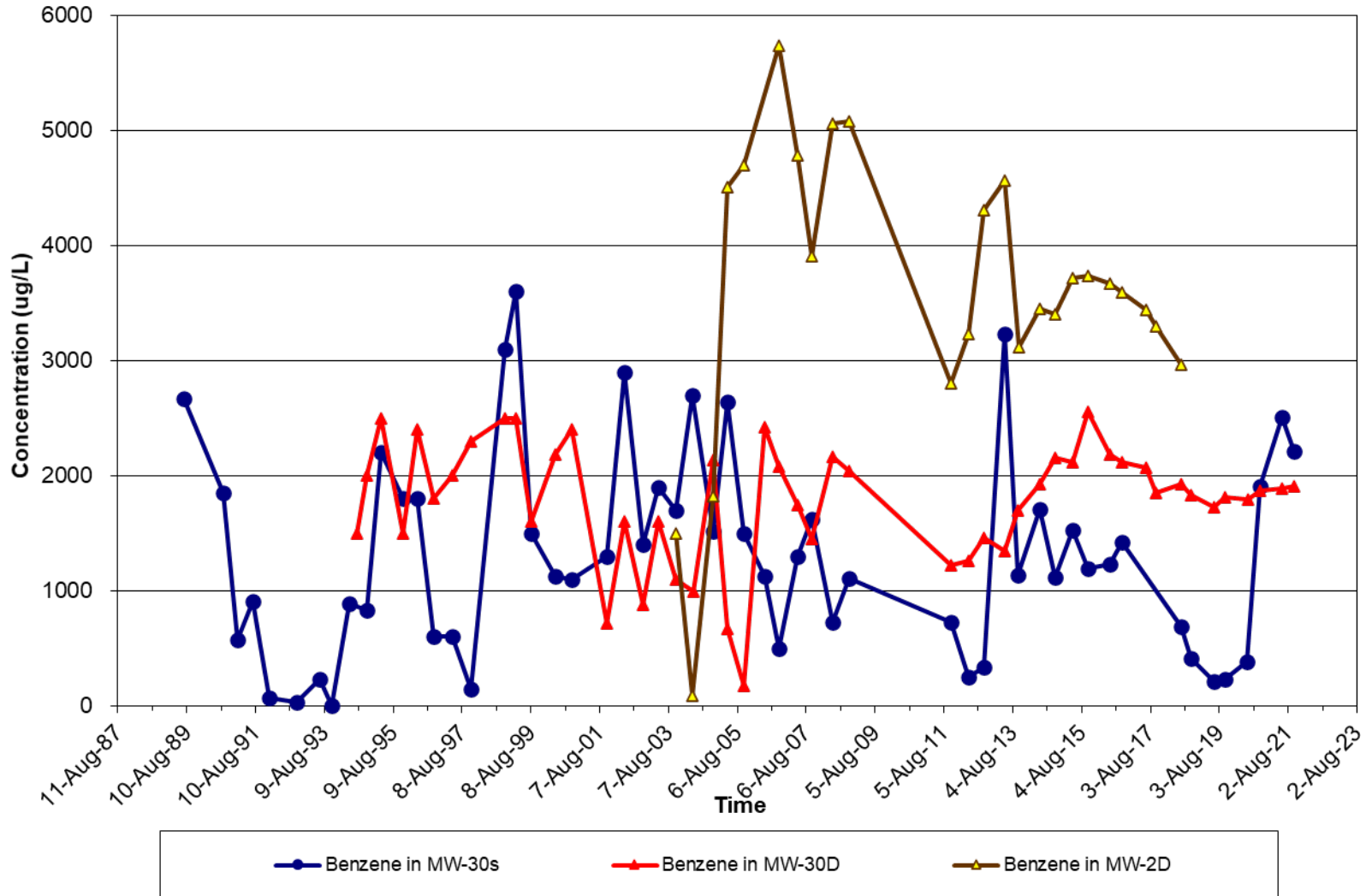
|   |   |  |  |  |  |
|---|---|--|--|--|--|
| Reason For Removal From Service<br><i>Redevelopment</i>   | WI Unique Well # of Replacement Well<br>_____ | <b>4. Pump, Liner, Screen, Casing &amp; Sealing Material</b>   |  |  |  |
| <b>3. Well / Drillhole / Borehole Information</b>   |   | Pump and piping removed? <input type="checkbox"/> Yes <input type="checkbox"/> No <input checked="" type="checkbox"/> N/A  |  |  |  |
| Original Construction Date (mm/dd/yyyy)<br><i>02/20/1988</i>  |   | Liner(s) removed? <input type="checkbox"/> Yes <input type="checkbox"/> No <input checked="" type="checkbox"/> N/A   |  |  |  |
| If a Well Construction Report is available, please attach.  |   | Screen removed? <input type="checkbox"/> Yes <input checked="" type="checkbox"/> No <input type="checkbox"/> N/A   |  |  |  |
| Construction Type:<br><input checked="" type="checkbox"/> Drilled <input type="checkbox"/> Driven (Sandpoint) <input type="checkbox"/> Dug<br><input type="checkbox"/> Other (specify): _____ |   | Casing left in place? <input checked="" type="checkbox"/> Yes <input type="checkbox"/> No <input type="checkbox"/> N/A   |  |  |  |
| Formation Type:<br><input checked="" type="checkbox"/> Unconsolidated Formation <input type="checkbox"/> Bedrock  |   | Was casing cut off below surface? <input checked="" type="checkbox"/> Yes <input type="checkbox"/> No <input type="checkbox"/> N/A   |  |  |  |
| Total Well Depth From Ground Surface (ft.)<br><i>24.5</i>   |   | Did sealing material rise to surface? <input checked="" type="checkbox"/> Yes <input type="checkbox"/> No <input type="checkbox"/> N/A   |  |  |  |
| Casing Diameter (in.)<br><i>2</i>   |   | Did material settle after 24 hours? <input type="checkbox"/> Yes <input checked="" type="checkbox"/> No <input type="checkbox"/> N/A   |  |  |  |
| Lower Drillhole Diameter (in.)<br><i>8</i>  |   | If yes, was hole retopped? <input type="checkbox"/> Yes <input type="checkbox"/> No <input checked="" type="checkbox"/> N/A  |  |  |  |
| Casing Depth (ft.)<br><i>14.5</i>   |   | If bentonite chips were used, were they hydrated with water from a known safe source? <input checked="" type="checkbox"/> Yes <input type="checkbox"/> No <input type="checkbox"/> N/A   |  |  |  |
| Was well annular space grouted? <input checked="" type="checkbox"/> Yes <input type="checkbox"/> No <input type="checkbox"/> Unknown  |   | Required Method of Placing Sealing Material:<br><input type="checkbox"/> Conductor Pipe-Gravity <input type="checkbox"/> Conductor Pipe-Pumped<br><input checked="" type="checkbox"/> Screened & Poured (Bentonite Chips) <input type="checkbox"/> Other (Explain): _____  |  |  |  |
| If yes, to what depth (feet)?<br><i>Surface</i>   |   | Sealing Materials:<br><input type="checkbox"/> Neat Cement Grout <input type="checkbox"/> Clay-Sand Slurry (11 lb./gal. wt.)<br><input type="checkbox"/> Sand-Cement (Concrete) Grout <input type="checkbox"/> Bentonite-Sand Slurry " "<br><input type="checkbox"/> Concrete <input type="checkbox"/> Bentonite Chips |  |  |  |
| Depth to Water (feet)<br><i>19</i>  |   | For Monitoring Wells and Monitoring Well Boreholes Only:<br><input checked="" type="checkbox"/> Bentonite Chips <input type="checkbox"/> Bentonite - Cement Grout<br><input type="checkbox"/> Granular Bentonite <input type="checkbox"/> Bentonite - Sand Slurry  |  |  |  |

|  |             |   |                         |
|--|-------------|---|-------------------------|
| <b>5. Material Used To Fill Well / Drillhole</b> |             |   |                         |
| From (ft.)                                       | To (ft.)    | No. Yards, Sacks Sealant or Volume (Circle one) | Mix Ratio or Mud Weight |
| <i>Surface</i>                                   | <i>50ft</i> | <i>24.5</i>                                     | <i>2/3 sack</i>         |
| <b>6. Comments</b><br><i>well MW-3</i>           |             |   |                         |

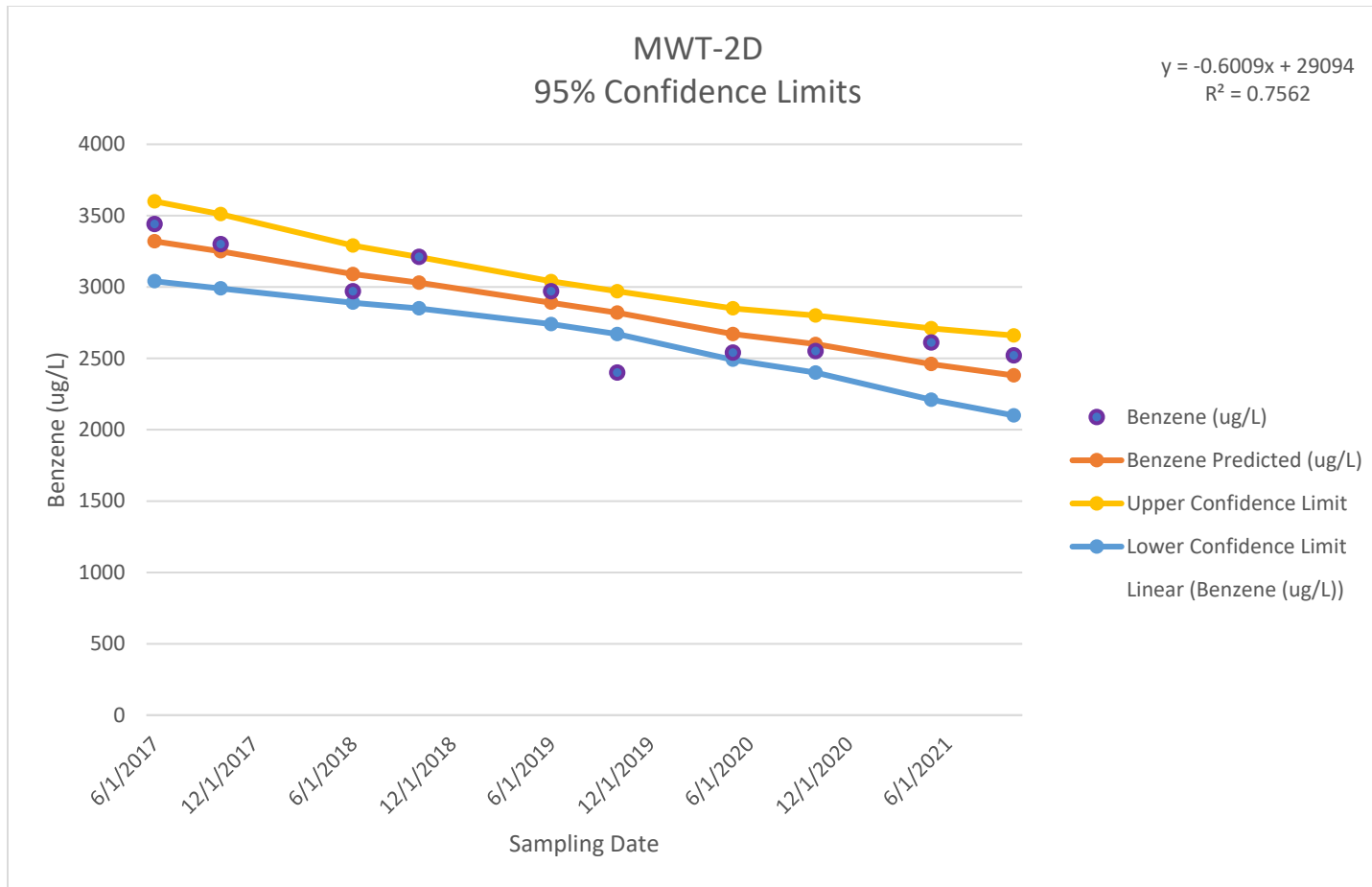
|  |                          |   |  |                               |  |
|--|--------------------------|---|--|-------------------------------|--|
| <b>7. Supervision of Work</b>  |                          |   |  | <b>DNR Use Only</b>           |  |
| Name of Person or Firm Doing Filling & Sealing<br><i>Beggs-Carrall Inc</i> | License #<br><i>7444</i> | Date of Filling & Sealing (mm/dd/yyyy)<br><i>08/31/2021</i> | Date Received  | Noted By                      |  |
| Street or Route<br><i>5115 Industrial Street</i>                           |                          | Telephone Number<br><i>(763) 479-3121</i>                   | Comments   |                               |  |
| City<br><i>Maple Plain</i>   | State<br><i>MN</i>       | ZIP Code<br><i>55359</i>                                    | Signature of Person Doing Work<br><i>[Signature]</i> | Date Signed<br><i>9/10/21</i> |  |

## Appendix G – Groundwater Analytical Statistical Analysis

### MW-30S, MW-30D, and MW-2D Benzene Concentrations versus Time

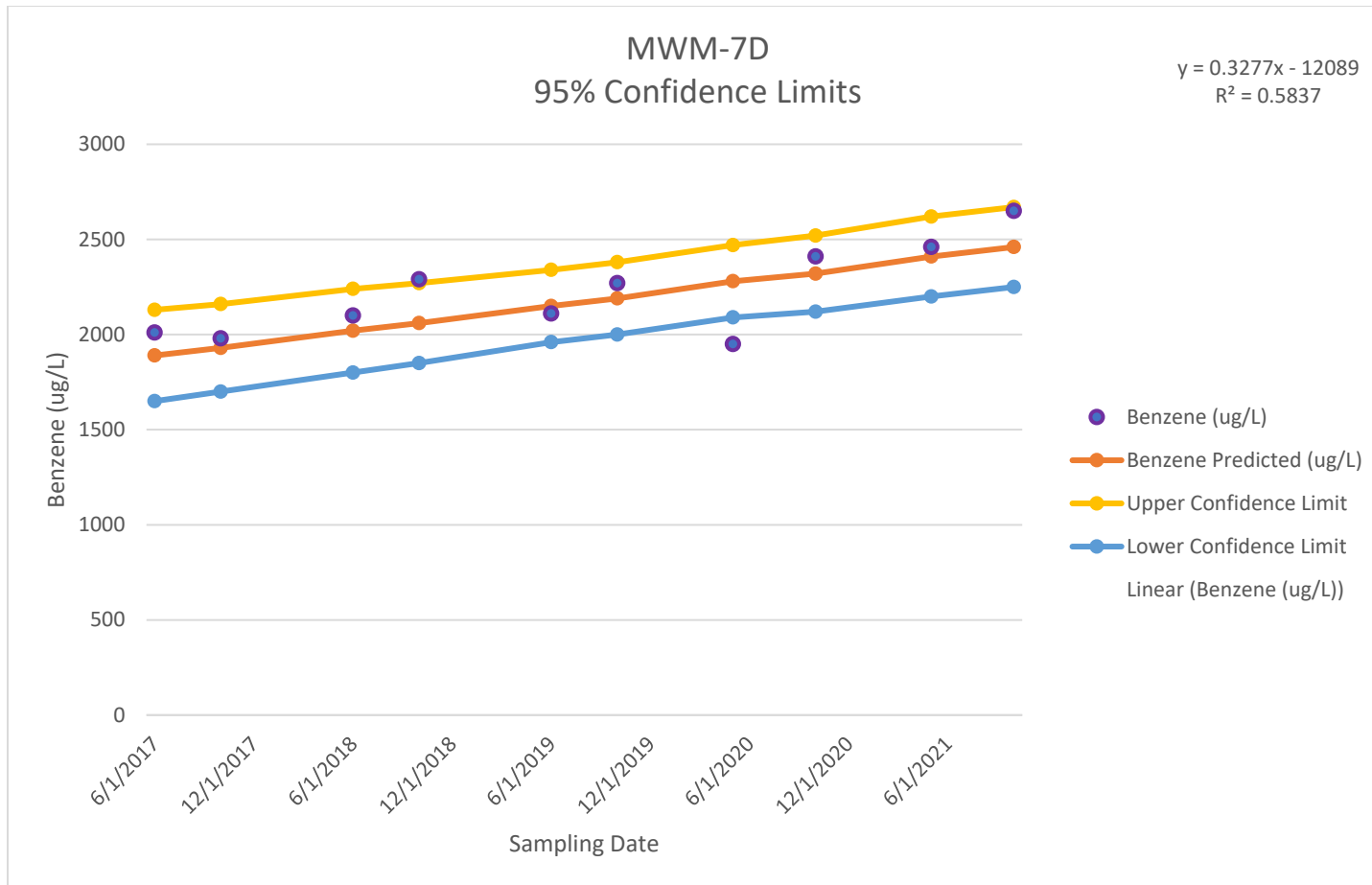


Graphs of Benzene Concentrations for Monitor Wells MWT-2D, MW-30S and MW-30D



*Graph of Benzene Concentrations for MWT-2D with 95% Confidence Interval*

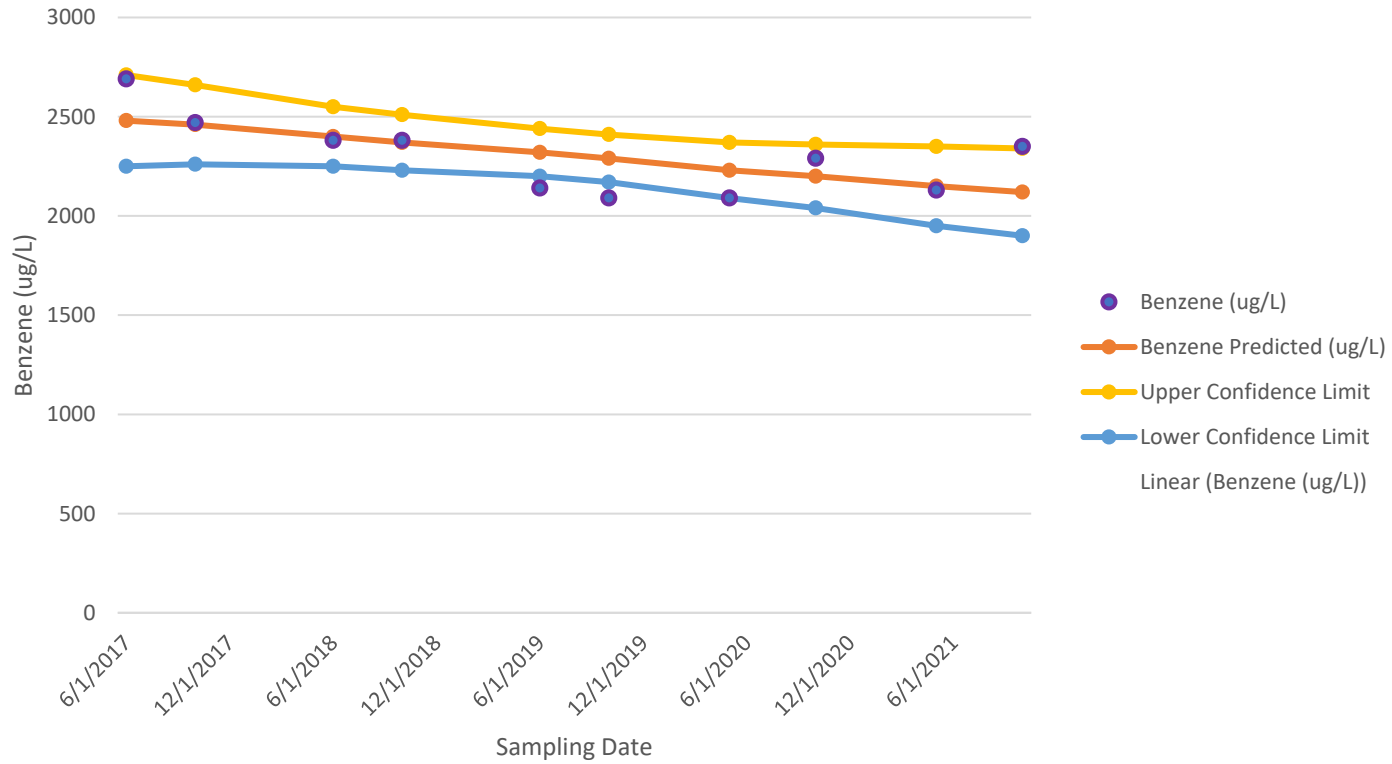




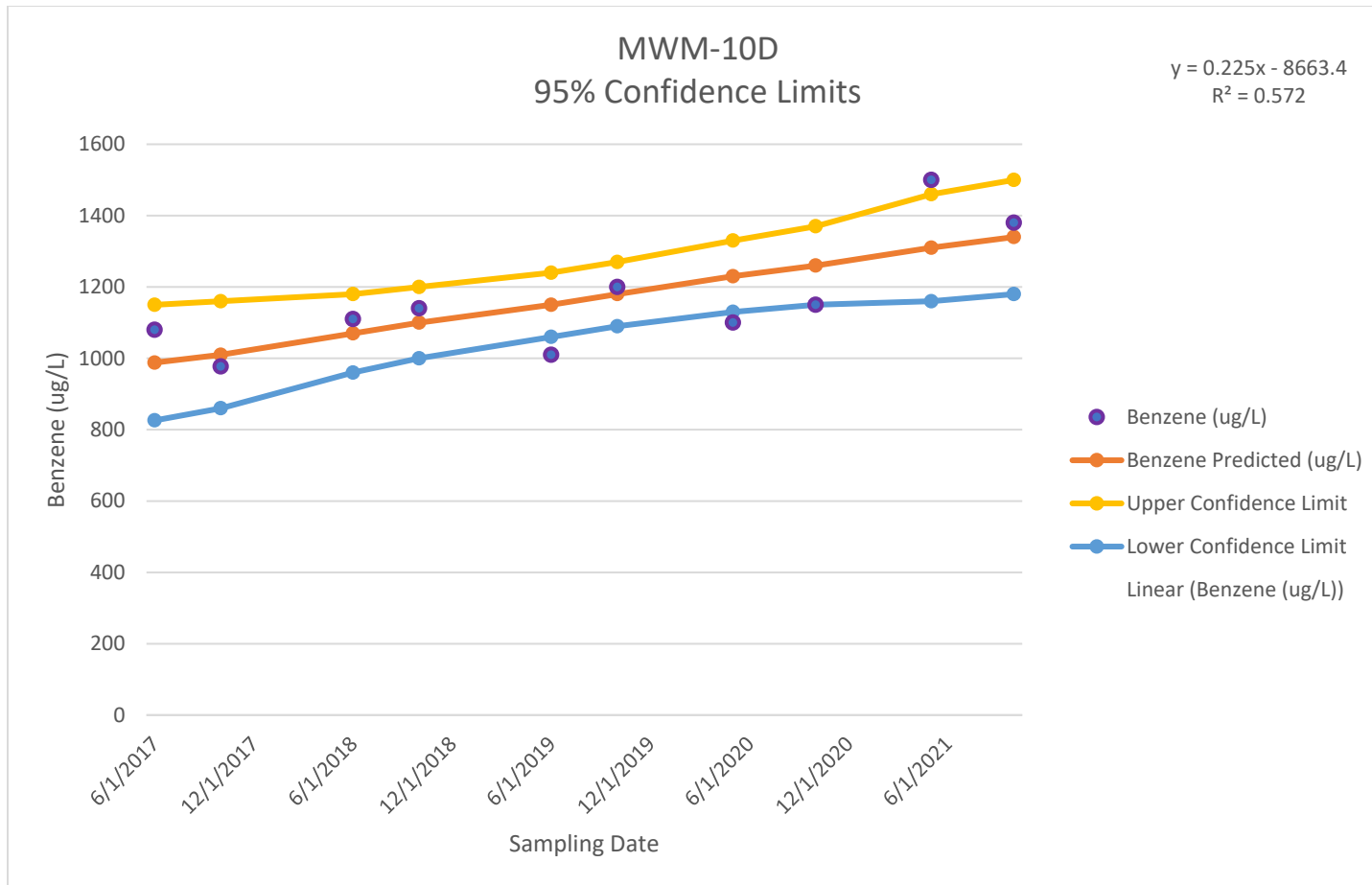
*Graph of Benzene Concentrations for MW-7D with 95% Confidence Interval*

# MWM-9RD 95% Confidence Limits

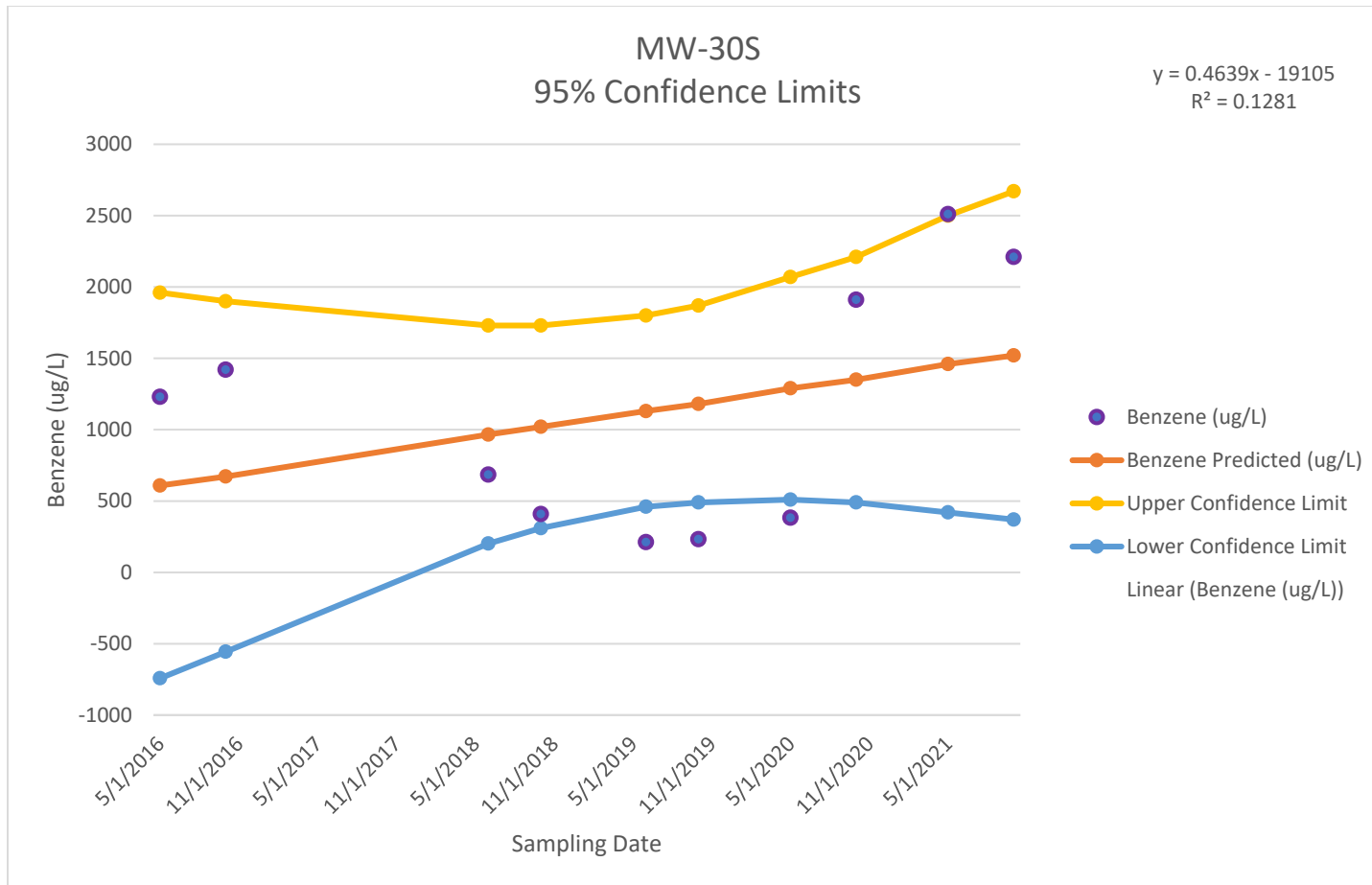
$$y = -0.2321x + 12438$$
$$R^2 = 0.4206$$



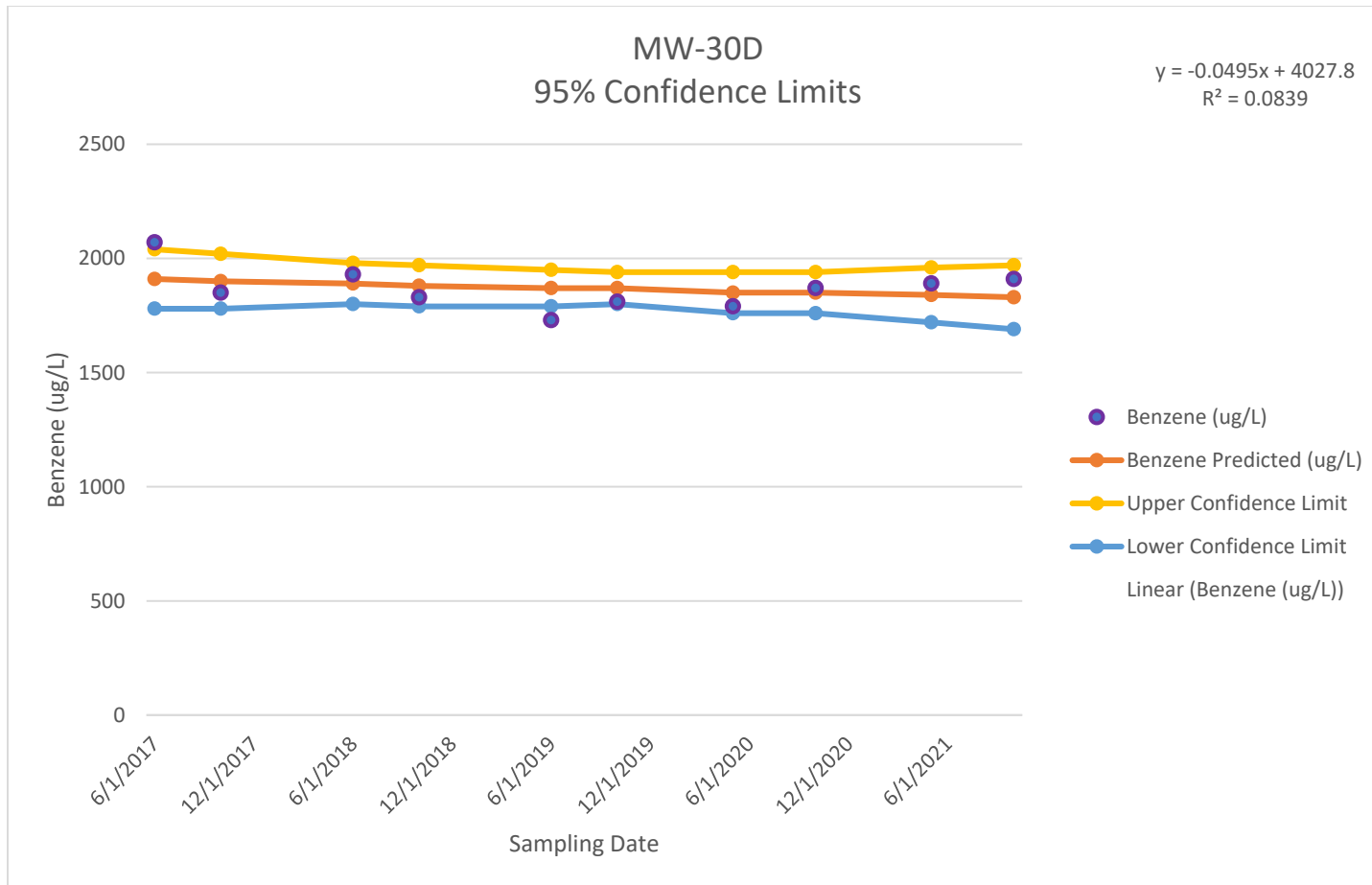
Graph of Benzene Concentrations for MWM-9RD with 95% Confidence Interval



*Graph of Benzene Concentrations for MW-10D with 95% Confidence Interval*



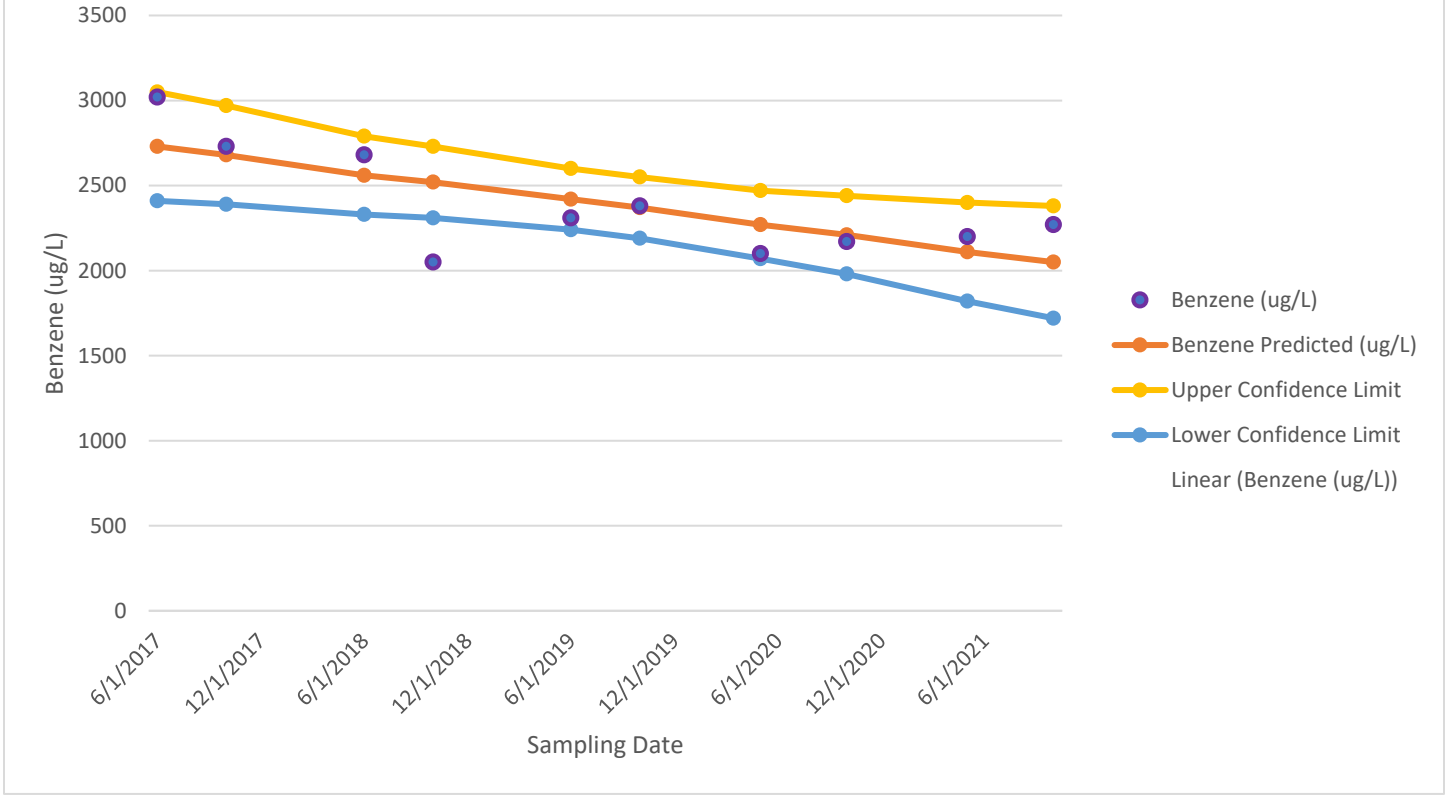
Graph of Benzene Concentrations for MW-30S with 95% Confidence Interval



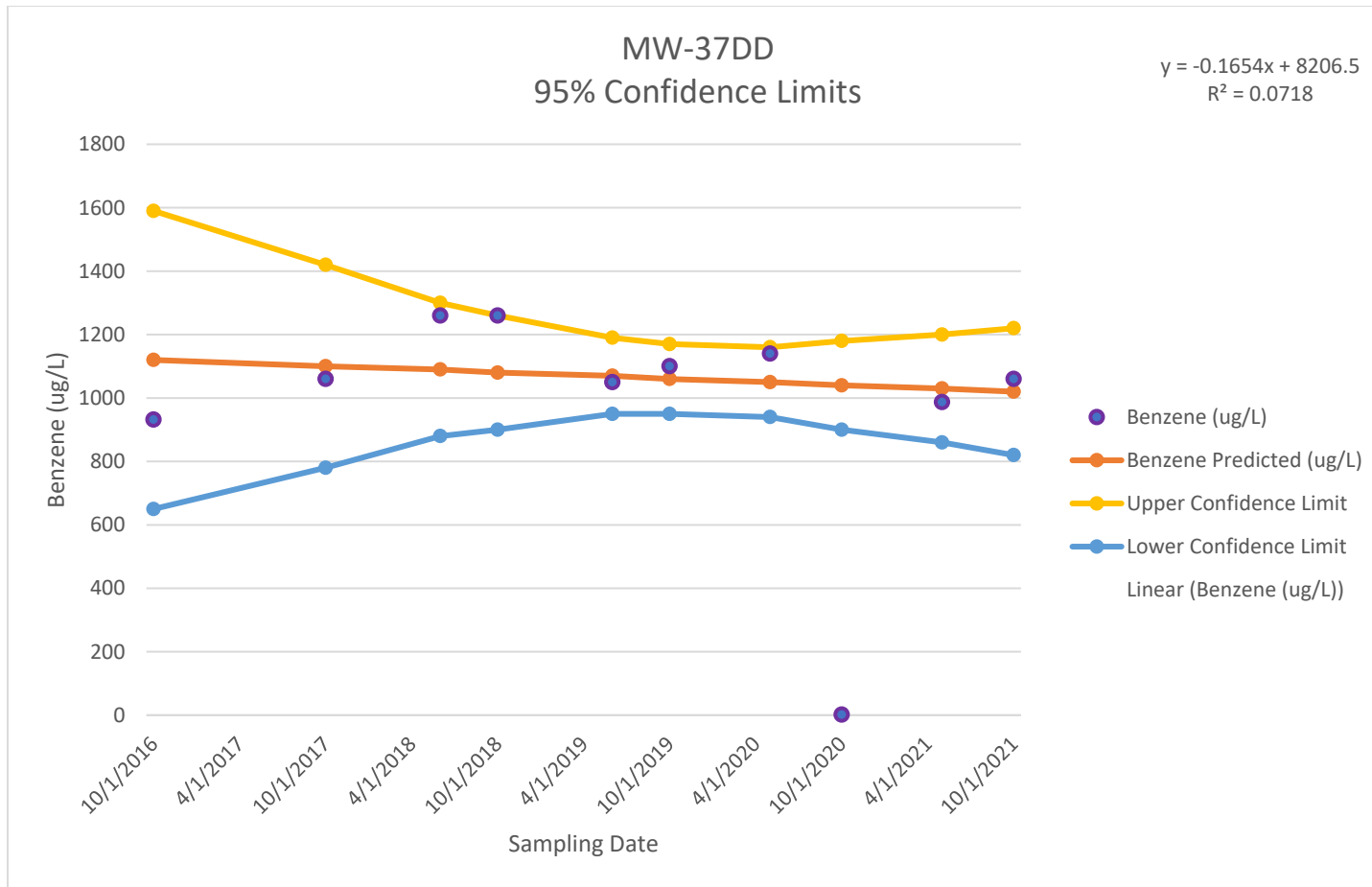
*Graph of Benzene Concentrations for MW-30D with 95% Confidence Interval*

### MW-37D 95% Confidence Limits

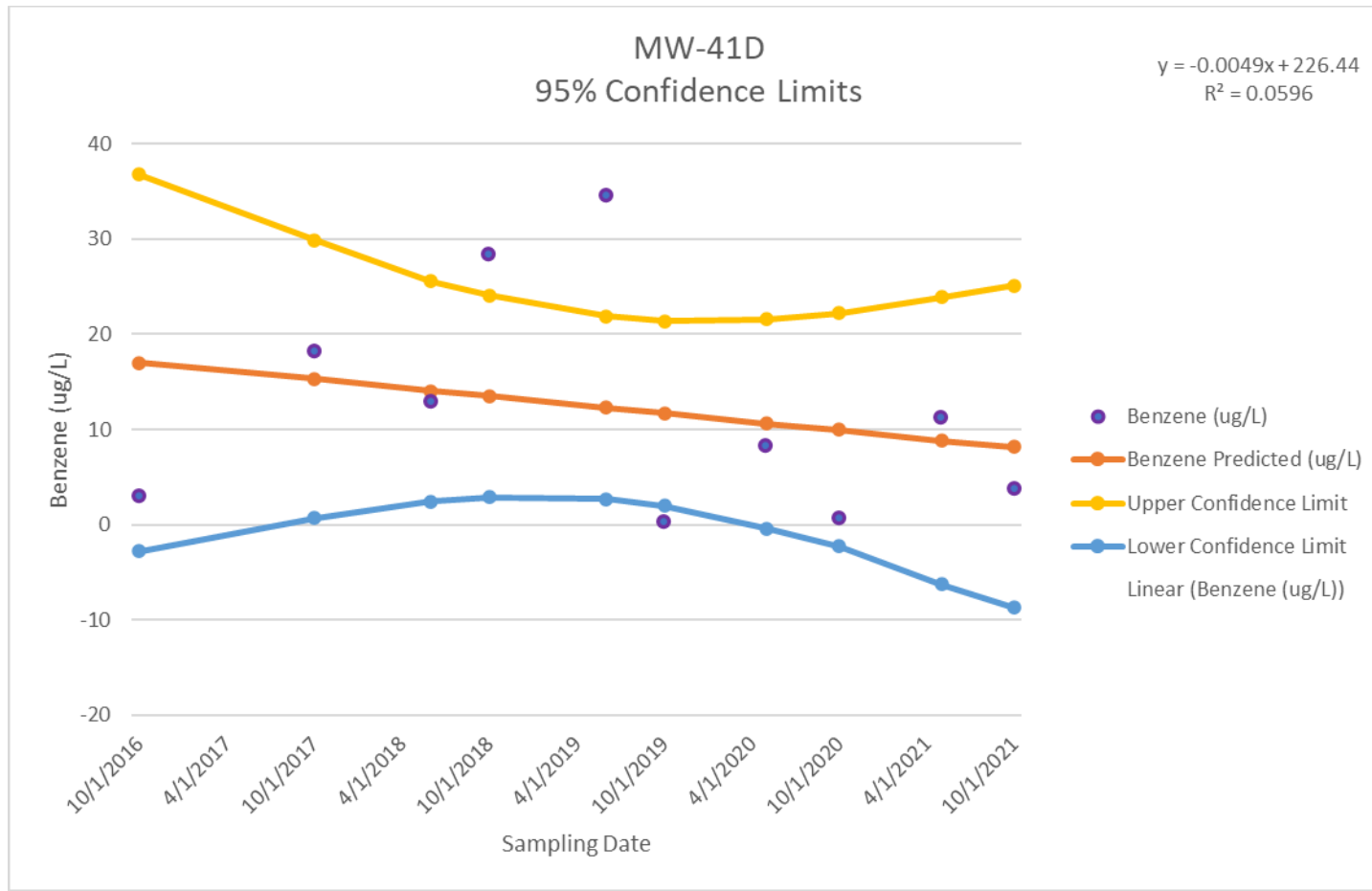
$$y = -0.4274x + 21058$$
$$R^2 = 0.5364$$



Graph of Benzene Concentrations for MW-37D with 95% Confidence Interval

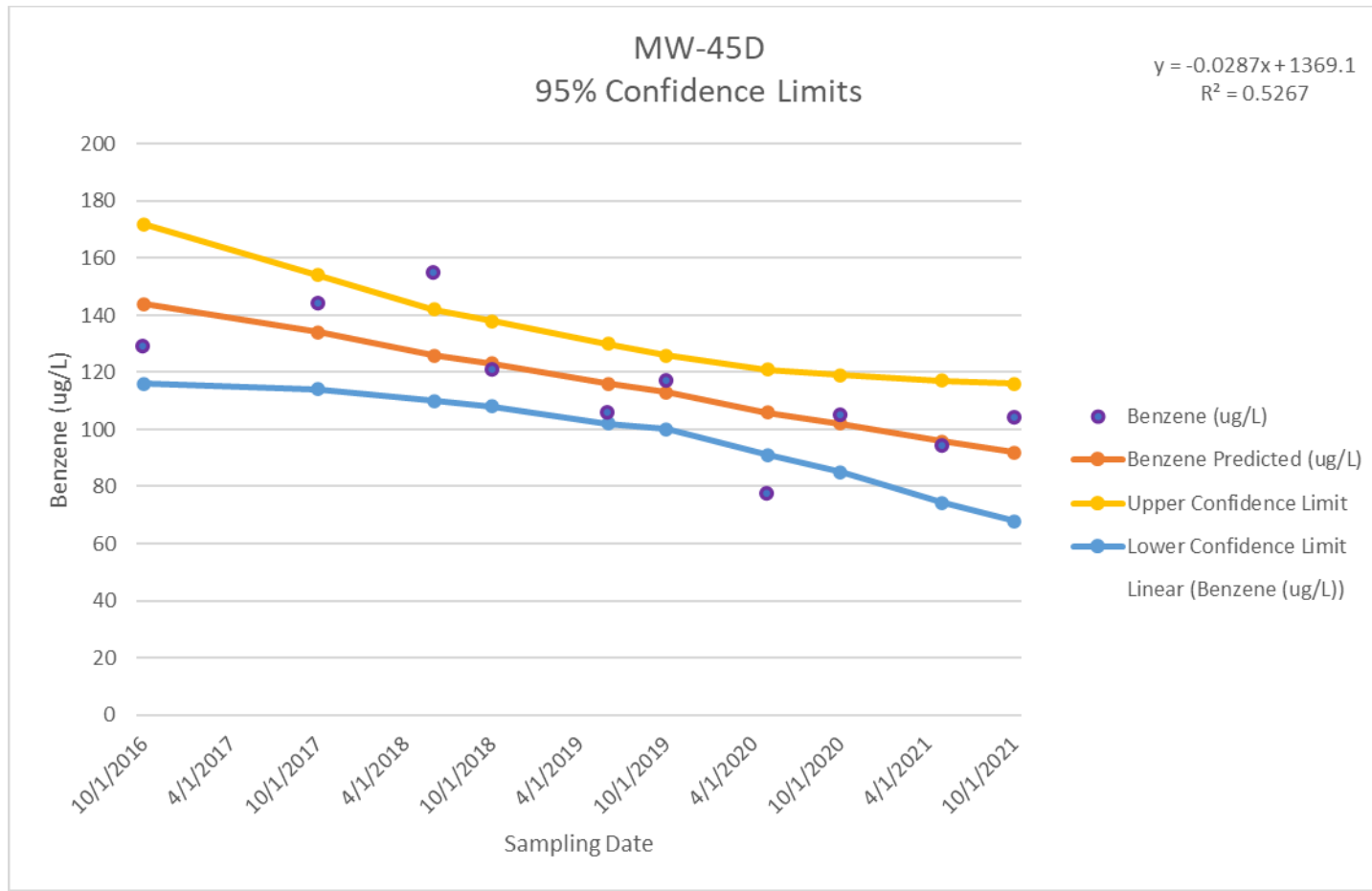


*Graph of Benzene Concentrations for MW-37DD with 95% Confidence Interval*

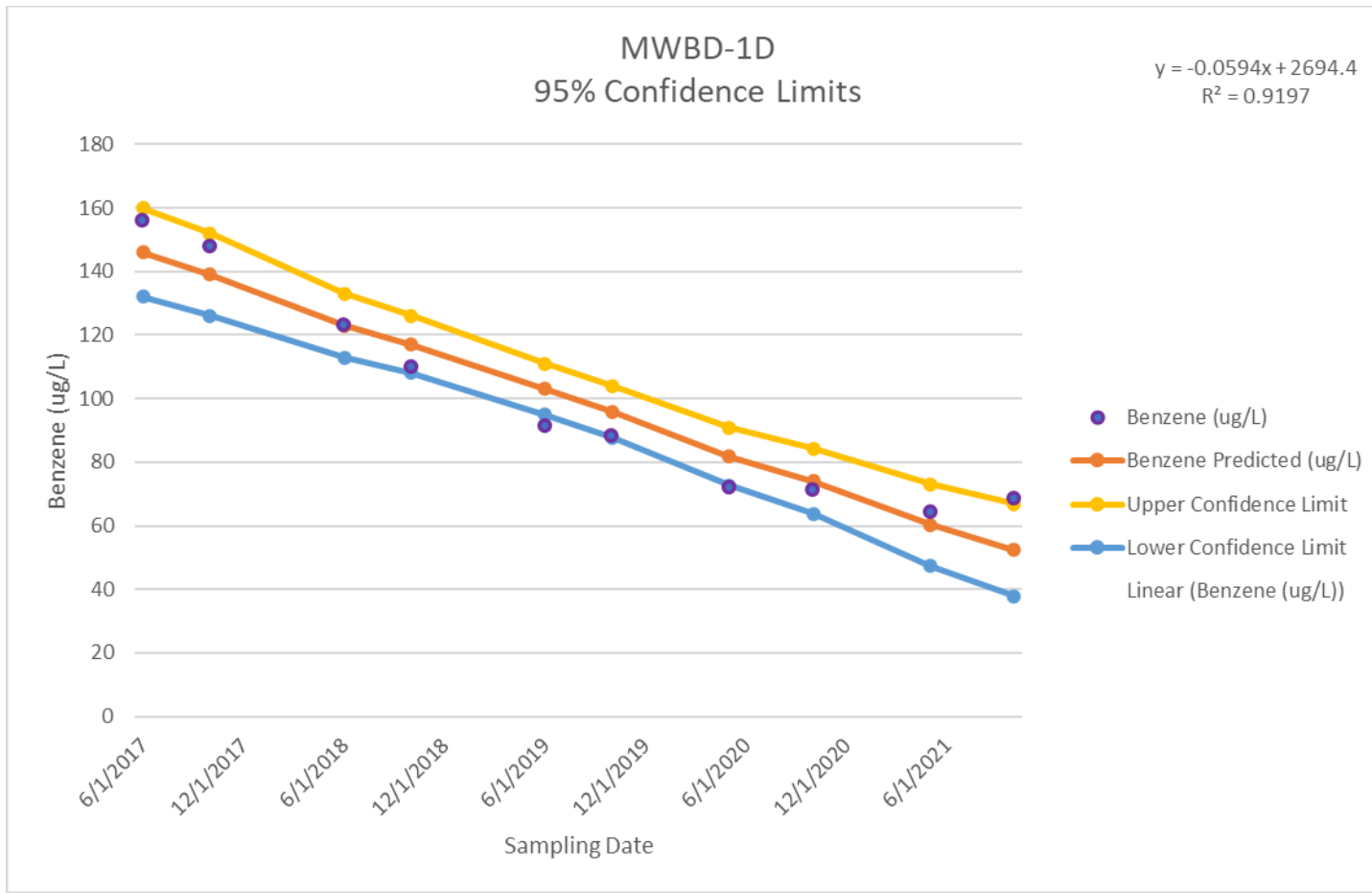


Graph of Benzene Concentrations for MW-41D with 95% Confidence Interval





*Graph of Benzene Concentrations for MW-45D with 95% Confidence Interval*



*Graph of Benzene Concentrations for MWBD-1D with 95% Confidence Interval*