

2018 Annual Report

**Nor-Lake, Inc.
Hudson, Wisconsin**

Prepared for:

**Nor-Lake, Inc.
Hudson, Wisconsin**

February 2019

2018 Annual Report

**Nor-Lake, Inc.
Hudson, Wisconsin**

This report prepared by:



Nicole Bader
Geologist

This report reviewed by:



Lori A. Rosemore, PG
Hydrogeologist



3433 Oakwood Hills Parkway
Eau Claire, WI 54701-7698
715.834.3161 • Fax: 715.831.7500
www.AyresAssociates.com

Contents

	<u>Page No.</u>
Report Purpose	1
Report Contents.....	1
2018 Activities Relating to the Permanent Water Supply Replacements	2
General	2
Maintenance of Existing Treatment Systems.....	3
Removal of Treatment Systems.....	4
2018 Activities Relating to the Residential Sampling Program	4
Private Well Sampling.....	4
Summary Table of Historical Groundwater Data for Monitoring.....	4
2018 Groundwater Contour Maps	4
Graphs of Historical Groundwater Elevation Data	5
Soil and Groundwater Treatment System	5
Soil Treatment System.....	5
Groundwater Treatment System.....	5
Work Proposed for 2019	6
Private Well Sampling.....	6
Monitoring Well Sampling.....	6
Treatment Systems.....	6

List of Appendices

- Appendix A Figures
- Appendix B Table 1
- Appendix C Table 2
- Appendix D Tables 3 - 6
- Appendix E SVE System Annual Report

Report Purpose

The purpose of this report is to present a summary of the site remediation work, environmental sampling, and water supply sampling and replacement work completed by Nor-Lake, Inc. (Nor-Lake) during the previous calendar year. This report is a requirement of the Spill Response Agreement (CT No. WD-92-01) which was entered into by Nor-Lake and the Wisconsin Department of Natural Resources (WDNR) on December 23, 2008. The Spill Response Agreement establishes the conditions under which Nor-Lake must conduct environmental sampling and remediation activities. This Agreement replaces the original Stipulation (dated October 23, 1995) and Amended Stipulation (dated January 5, 2000). The conditions of the Amended Stipulation were judged to be fully satisfied on January 13, 2009.

On December 16, 2011, the WDNR approved a modification to the December 23, 2008, Spill Agreement. This agreement amends the 0.5 µg/L for trichloroethylene (TCE) criteria that triggers a requirement to treat a private water supply. Specifically, if the average of the last four sampling rounds exceeds 1.0 µg/L TCE, then treatment would be required. Conversely, if the average of the last four sampling rounds is less than 1.0 µg/L TCE then the filter system can be removed. No other condition in the December 2008 Spill Agreement was amended.

Report Contents

The report contains updated tables, figures, and graphs of data collected on behalf of Nor-Lake in 2018. The report format and content, although updated annually, has remained essentially the same since 1999. It is our intent to provide data in comparable format each year so that report reviewers can compare reports from year to year. The report is generally focused on presenting data in the figures, tables and graphs; we have intentionally kept the written interpretation of data to a minimum. The extensive background of data in the tables and graphs allows for quick evaluation of trends and comparison of past and current results.

In general, the report contains the following information:

- A summary of any activity relating to permanent water supply replacements, including filter system removals that have taken place during 2018
- Summary tables for historical groundwater chemistry data for each well
- Graphs of historical groundwater elevation data
- Maps showing groundwater contours for the project area
- A summary of the groundwater and soil remediation systems operation for 2018
- A summary of work proposed for the coming year

The tables, graphs, and figures referenced in this report are in the following appendices:

- Appendix A, Figures 1-7
- Appendix B, Table 1, "Historical Residential VOC Results"
- Appendix C, Table 2, "Historical VOC Groundwater Monitoring Well Results"

- Appendix D, Tables 3-6
 - Table 3, "Active Filter Status"
 - Table 4, "Routine Sampling - Groundwater Monitoring Well Sampling 2018"
 - Table 5, "Sentry Well Sampling"
 - Table 6, "2018 Groundwater Elevations"

2018 Activities Relating to the Permanent Water Supply Replacements

General

Over the period of monitoring, dating back to 1986 at some residential wells, a total of 175 residential wells have qualified for a Point of Entry Granular Activated Carbon (POE GAC) filter system. During that time, 164 of the 175 residents that qualified for the POE GAC accepted the system and had it installed on their water supply. The December 2008 Spill Agreement specified that any previously qualified water supply that has TCE values of less than 0.50 µg/l over the last four sampling periods qualified to have the POE GAC removed. Based on this condition, 57 water supplies qualified for removal of the POE GAC. On December 16, 2011, the WDNR approved a modification to the December 23, 2008, Spill Agreement. This agreement amends the 0.50 µg/L TCE criteria that triggers a requirement to treat a private water supply. Specifically, if the average of the last four sampling rounds is less than 1.0 µg/L TCE then the treatment system could be removed. Based on the new conditions, 52 filter systems have qualified for removal since 2011. Sampling of the majority of the water supply wells occurs after the filter change out. After removal, water supplies are sampled annually for 2 years to fulfill the condition of the Spill Agreement.

The concentration of contaminants of concern in the "Area of Concern" (AOC) shown in Figure 1 shows very little fluctuation in POE GAC system influent water quality. The most consistently detected contaminant of concern is TCE. The following table lists the average influent TCE concentrations (for all residences with a POE GAC) from 2002 through 2018 and compares the values to the Health Advisory Limit (HAL):

<u>Year</u>	<u>Average Influent TCE Concentration (µg/L)</u>	<u>TCE Health Advisory Limit (µg/L)</u>
2002	1.23	5.0
2003	0.90	
2004	1.1	
2005	1.05*	
2006	1.04*	
2007	1.0*	
2008	0.95*	
2009	0.97*	
2010	0.95*	
2011	0.73*	
2012	1.13*	
2013	0.85*	
2014	1.48*	
2015	0.88*	
2016	0.79*	
2017	0.73*	
2018	0.87*	

* Without 575 Schommer Drive (2.7 µg/L, June 2018) and 596 Schommer Drive (2.6 µg/L, December 2018)

The averages for the last nine years do not include data from 575 or 596 Schommer Drive; the well at 596 Schommer Drive is located 500 feet west of the Nor-Lake property, and is not a good indicator of the overall average water quality within the AOC. The 575 Schommer Drive property is approximately 2500 feet west of the Nor-Lake property and is also not a good measure of overall average water quality in the AOC.

The following sections discuss treatment system maintenance and/or removals in 2018.

Maintenance of Existing Treatment Systems

Nor-Lake currently maintains 55 POE GAC systems on qualifying water supplies in the AOC. Table 3 in Appendix D lists the residences that currently have a filter system, the date of filter installation, and, if applicable, the dates of carbon re-bedding.

In 2018, sampling was conducted in January, February, June, July, September, and December to test water quality of filter change outs and previously removed systems. In 2019, rebedding will occur on the filter systems that were not changed in 2018 or if any system has exceeded the water usage limit. Follow-up sampling will then occur on these water supplies. The samples will be analyzed for volatile organic compounds (VOCs) using EPA Method 8260, and standard coliform bacteria test methods. Pace Analytical Services, Inc., Wisconsin Laboratory Certification No. 999407970, performs VOC analysis, and Commercial Testing Laboratory, Wisconsin Certification No. 617013980, performs the bacteria analysis.

Additionally, at the time of re-bedding, a meter reading is collected to document water usage. Nor-Lake continues to retain Culligan of Stillwater, Minnesota, to perform POE GAC filter system carbon change-outs and system maintenance as necessary.

Removal of Treatment Systems

As VOC concentrations decline in the private water supply wells in the AOC, Nor-Lake evaluated the need for further treatment at residences that have water supplies that no longer meet the filter requirement criteria. At the request of Nor-Lake, the WDNR modified the 2008 Spill Agreement that utilizes a 0.5 µg/L criteria as a trigger to treat a water supply. Based on the December 16, 2011 modification to the Spill Agreement, the trigger was elevated to 1.0 µg/L. This new criteria allows for filter removal if four sampling rounds have an average of less than 1.0 µg/L TCE to be removed. Of the 164 treatment systems historically installed, 55 are currently active. Sampling of the water supplies with removed systems will continue annually until two rounds of sampling has been conducted to fulfill the requirements of the December 2011 amended spill agreement. After the two sampling rounds following filter removal is completed, these water supplies will no longer be sampled.

Post change out sampling will occur in April-December 2019. Based on updated sampling information Nor-Lake may evaluate concentrations and remove filter systems based on the updated sampling throughout 2019.

2018 Activities Relating to the Residential Sampling Program

Private Well Sampling

In 2018, water supply samples were collected from twelve of the fourteen sentry wells listed in Table 5. We received no response to phone calls to schedule sampling appointments at 943 Daily Road and 509 McCutcheon Road. Sampling at seven of the sentry wells occurs annually during the June (annual) sample round. The remaining seven sentry wells are sampled during the semi-annual sampling events in June and December. Historic private well sampling results are in Table 1.

Summary Table of Historical Groundwater Data for Monitoring

The groundwater monitoring well system consists of 28 wells (18 Nor-Lake wells and 10 WDNR wells) and the plant water supply well (East Plant Well). The well locations are shown in Figure 1 (see Appendix A). The monitoring well sampling program was revised in August 2012 and is outlined in Table 4 (Appendix D). The sampling program includes semi-annual sampling at the 16 monitoring wells in June and December and annual monitoring of 13 monitoring wells in June. Although some of the 2018 sample results indicate slight increases in concentrations, an overall decreasing trend continues within the monitoring area. See Table 2 (Appendix C) for a summary of current historic monitoring well sample results.

2018 Groundwater Contour Maps

June and December 2018 groundwater elevations were used to develop groundwater contour maps for the AOC as shown in Figures 2 and 3 (see Appendix A). The mapped groundwater flow in June 2018 was

west/southwesterly beneath the plant, continuing west/northwesterly of the plant. The December 2018 groundwater flow map is similar to June. This flow direction is consistent with historic flow.

Graphs of Historical Groundwater Elevation Data

Prior to collecting groundwater samples, groundwater elevations were measured at each well. The 2018 groundwater elevations are listed in Table 6 (see Appendix D). The historical trend analysis of groundwater elevations versus time are graphically displayed in Figures 4, 5, 6, and 7 (see Appendix A). In June, one of the wells (MW-1) was noted to be either dry or obstructed just above the water column and could not be sampled. Additionally, well MW-55D could not be sampled due to reusable sample tubing that could not be retrieved and is obstructing the well.

Soil and Groundwater Treatment System

Nor-Lake has operated a groundwater pump and treatment system from 1984 to 2014 and a soil vapor extraction (SVE) system since 1993. The two systems were installed to remove VOCs from the groundwater and soil beneath the Nor-Lake plant. The systems have been very successful at expediting soil and groundwater remediation.

Soil Treatment System

An annual report on the status and performance of the SVE system has been prepared and submitted as part of this report. A copy of this report is contained in Appendix E.

The SVE system was temporarily shut down during the June 2018 sampling event due to the motor on the aerator fan malfunctioning. As a result, the annual qualitative sampling event for this reporting period occurred on September 26, 2018. Analytical air results for the September 2018 reporting period detected lower analyte concentrations than those collected last year for relatively the same period. The analytical results for the total VOCs were 99.14 $\mu\text{g}/\text{m}^3$ or 1.93 lbs. Based on the SVE system estimated VOC removal rate of 1.93 pounds measured in September 2018, we believe the SVE system is effectively removing VOCs from the soil.

Groundwater Treatment System

The groundwater pump and treatment system has been successful at remediating groundwater, and data has shown that there has been a high degree of VOC concentration reduction in on-site wells. The pump and treatment system was originally installed with two recovery wells, and had the capacity to be expandable to four, although only three recovery wells were ever on line (RW-1, RW-2, and RW-3). In 1999, RW-3 was installed and was never productive, with both water yield and contaminant concentrations being very low. After less than a year of operation, the pump burned out due to siltation in the well. As part of the Spill Agreement, the abandonment of RW-3 was approved and completed in 2009.

Due to low water levels in RW-1 and RW-2 in 2014, the pumps burned out and ceased operation on November 13, 2014. A pumping test was completed in March 2015 to determine if the recovery wells interfere with each other causing the pumps to burn out. No conclusive evidence was found to suggest this. The system continues to be inoperative.

Work Proposed for 2019

Private Well Sampling

Nor-Lake will continue with the private well sampling program approved in the December 2011 modified Spill Agreement. Fourteen filter systems that historically qualified for removal, and 2 newly qualified filter systems will be removed in 2019. In addition, 43 filter systems are due to be changed out in 2019; 12 were changed in 2018. It is anticipated that more systems will qualify for removal in 2020 once the post change out sampling is completed, and results analyzed.

Ayres Associates will collect private well samples and submit the samples to Pace Analytical Laboratories for VOC laboratory analysis and to Commercial Testing Laboratories for bacteria analysis.

Monitoring Well Sampling

The routine monitoring well sampling plan for 2019 is presented in Table 4 (see Appendix D). Ayres Associates will complete sampling of the monitoring wells in June and December, and Pace Analytical Laboratories will conduct the analysis. The WPDES permit submitted in 2010 was approved in August 2012. The 2012 WPDES permit reduced the quarterly monitoring of MW-4, MW-11, and MW-12 to semi-annual monitoring. The most recent WPDES permit became effective in July 2017 and maintains the semi-annual monitoring requirement for MW-4, MW-11 and MW-12.

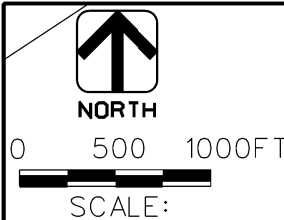
Treatment Systems

The SVE system will continue to operate in a similar manner to past years; in conjunction with the quarterly sampling, the SVE wells will alternately be in service and rested with the change in status occurring on a quarterly basis. FID readings from the SVE wells and discharge stack will be collected on a quarterly basis. In addition, an assessment of the concentration of VOCs present beneath the plant to assess the potential for vapor intrusion into the Nor-Lake facility in the event the SVE system is shut down. To better assess vapor intrusion potential, Ayres will collect two canister samples from the stack emissions: one canister collected in June 2019 will quantitatively analyze the eight SVE wells remediating contaminated soil in the area of investigation outside the Nor-Lake facility, and another canister collected in September 2019 will quantitatively analyze the remaining four SVE wells that are positioned and treating contaminated soil beneath the Nor Lake facility. The sample will be collected within 60 minutes of switching the SVE vents.

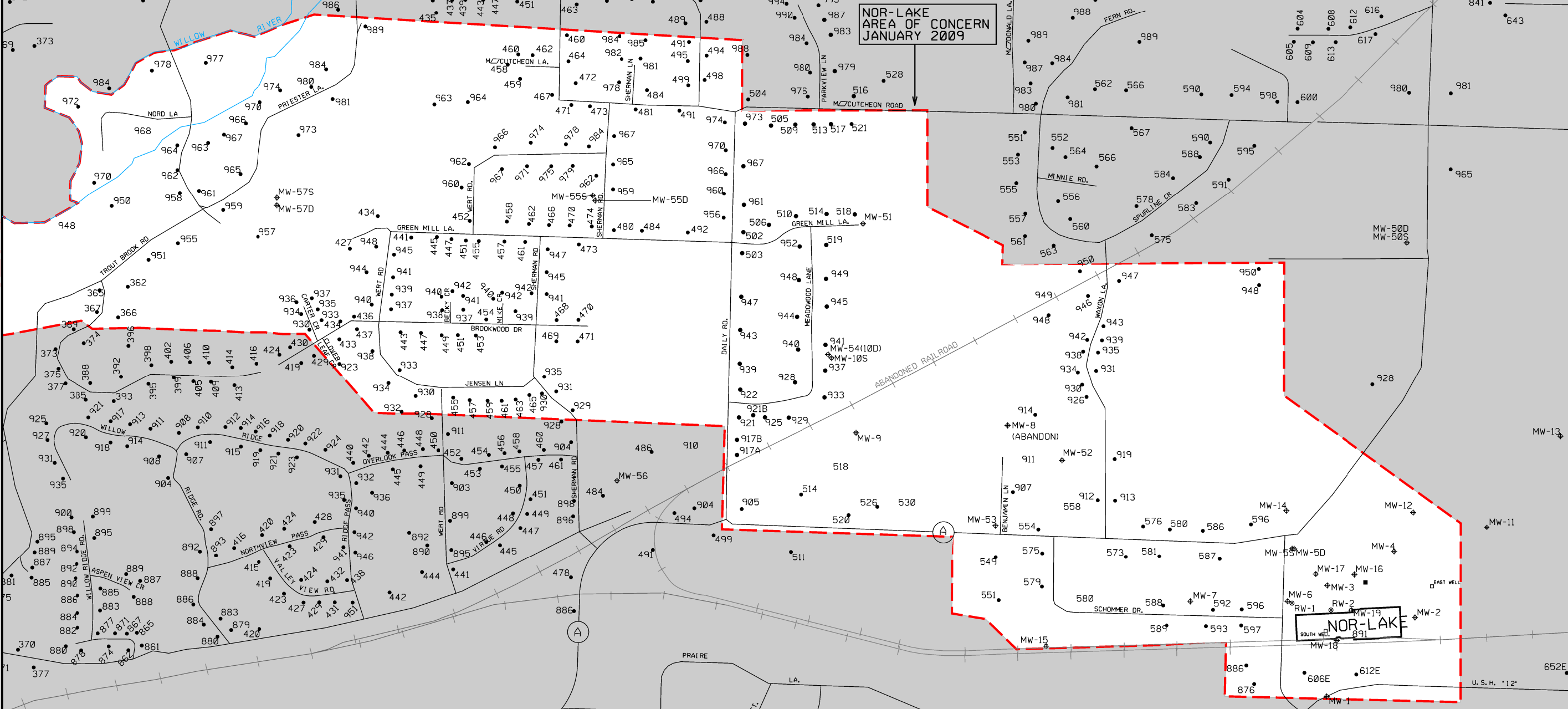
The groundwater pump and treatment system has been inoperable since November 2014 and concentrations continue to decrease. Based on this decrease, the pump and treatment system will remain offline. If routine sampling suggests an increasing trend, then an evaluation will be completed on the advantage of re-starting the system.

Appendix A

Figures



0 500 1000FT
SCALE:



NOR-LAKE
AREA OF CONCERN
JANUARY 2009

NOR-LAKE

LEGEND:

● 896	RESIDENTIAL/BUSINESS WELL
⊕ MW-51	MONITORING WELL
558	PLATTED LOT, NO WELL
⊙ RW-1	RECOVERY WELL FOR GROUND WATER PUMP AND TREAT SYSTEM

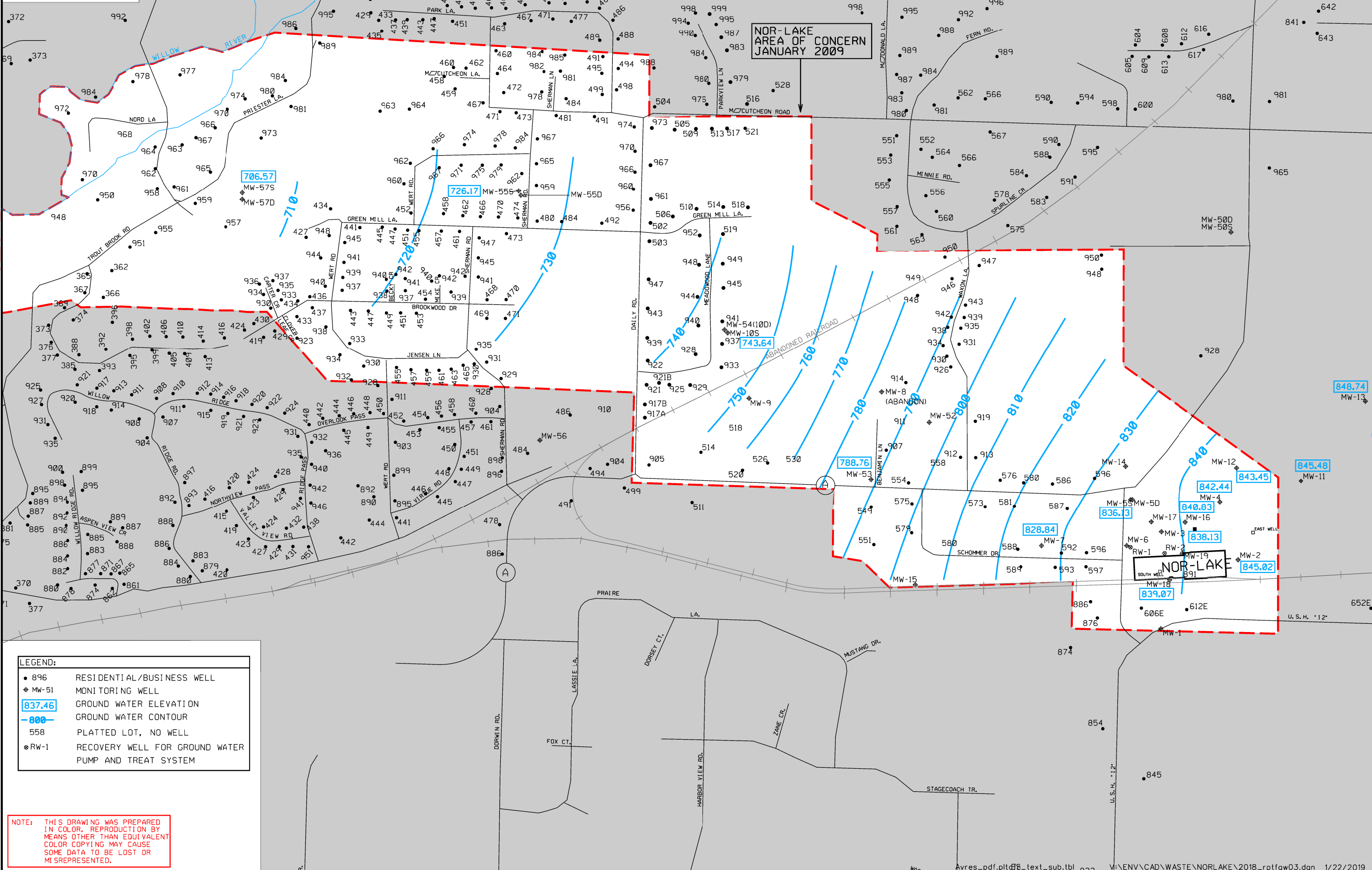
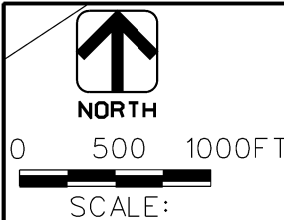
NOTE: THIS DRAWING WAS PREPARED IN COLOR. REPRODUCTION BY MEANS OTHER THAN EQUIVALENT COLOR COPYING MAY CAUSE SOME DATA TO BE LOST OR MISREPRESENTED.

SITE PLAN

TJS
DRN. BY:
CMA
CHK. BY:
FEBRUARY 2019
DATE:
AYRES ASSOCIATES

2018 ANNUAL REPORT
NOR-LAKE, INC.
HUDSON, WI SCONSIN

FIGURE
1



LEGEND:

- 896 RESIDENTIAL/BUSINESS WELL
- ⊕ MW-51 MONITORING WELL
- 837.46 GROUND WATER ELEVATION
- 800- GROUND WATER CONTOUR
- 558 PLATTED LOT, NO WELL
- ⊙ RW-1 RECOVERY WELL FOR GROUND WATER PUMP AND TREAT SYSTEM

NOTE: THIS DRAWING WAS PREPARED IN COLOR. REPRODUCTION BY MEANS OTHER THAN EQUIVALENT COLOR COPYING MAY CAUSE SOME DATA TO BE LOST OR MISREPRESENTED.

NOR-LAKE AREA OF CONCERN JANUARY 2009

NOR-LAKE

GROUND WATER CONTOURS
DECEMBER 2018

DN: BY: TJS
CHK: BY: CMA
DATE: FEBRUARY 2019
AYRES ASSOCIATES

2018 ANNUAL REPORT
NOR-LAKE, INC.
HUDSON, WISCONSIN

FIGURE

**Historic Ground Water Elevations
MW-1, MW-2, MW-3, MW-5S, MW-6, MW-7**

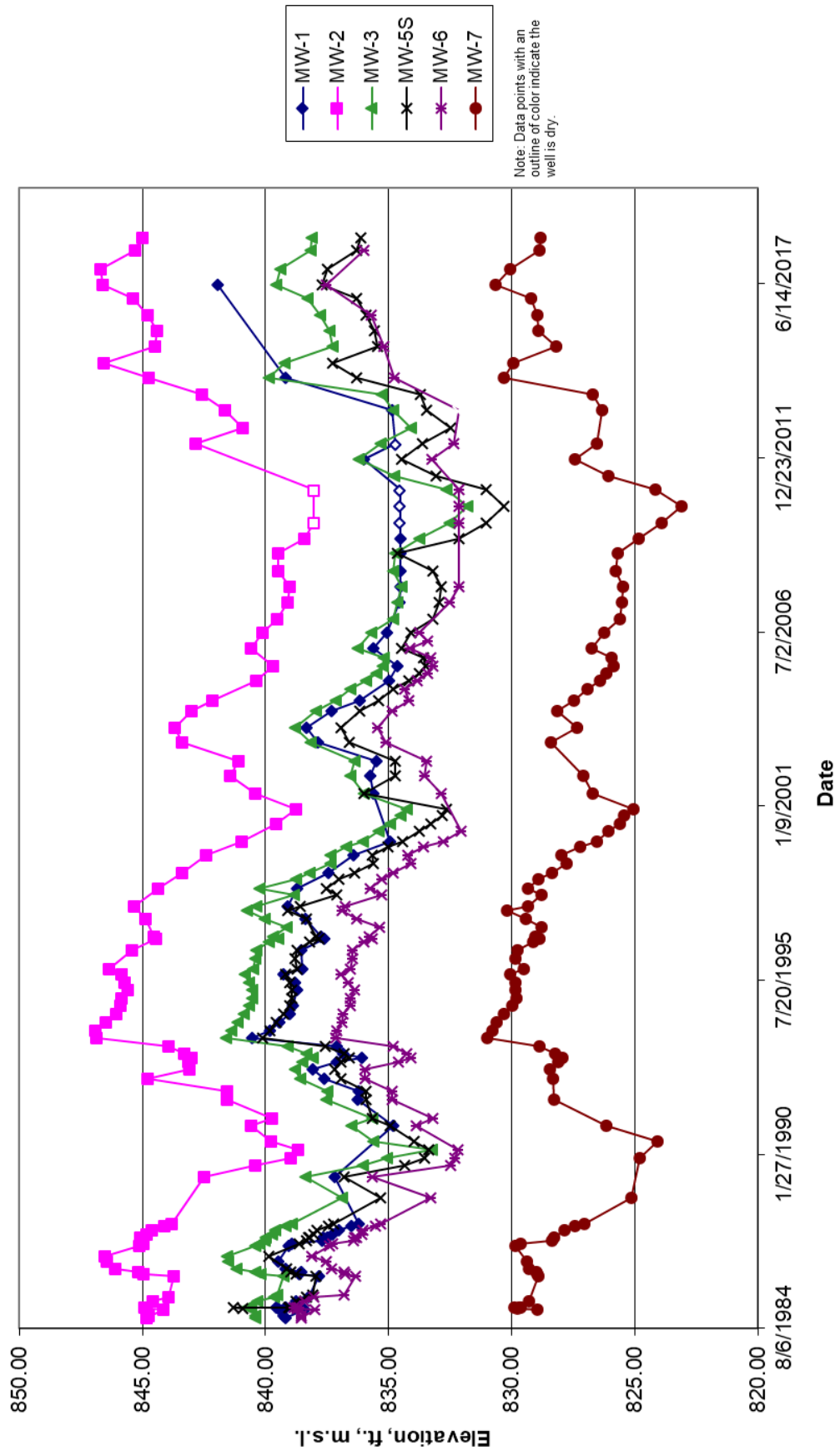


Figure 4 – Ground Water Elevations
MW-1, MW-2, MW-3, 5S, MW-6, & MW-7
2018 Annual Report
Nor-Lake, Inc., Hudson, Wisconsin
February 2019

51-0240.19



Historic Ground Water Elevations MW-4, MW-11, MW-12, MW-13

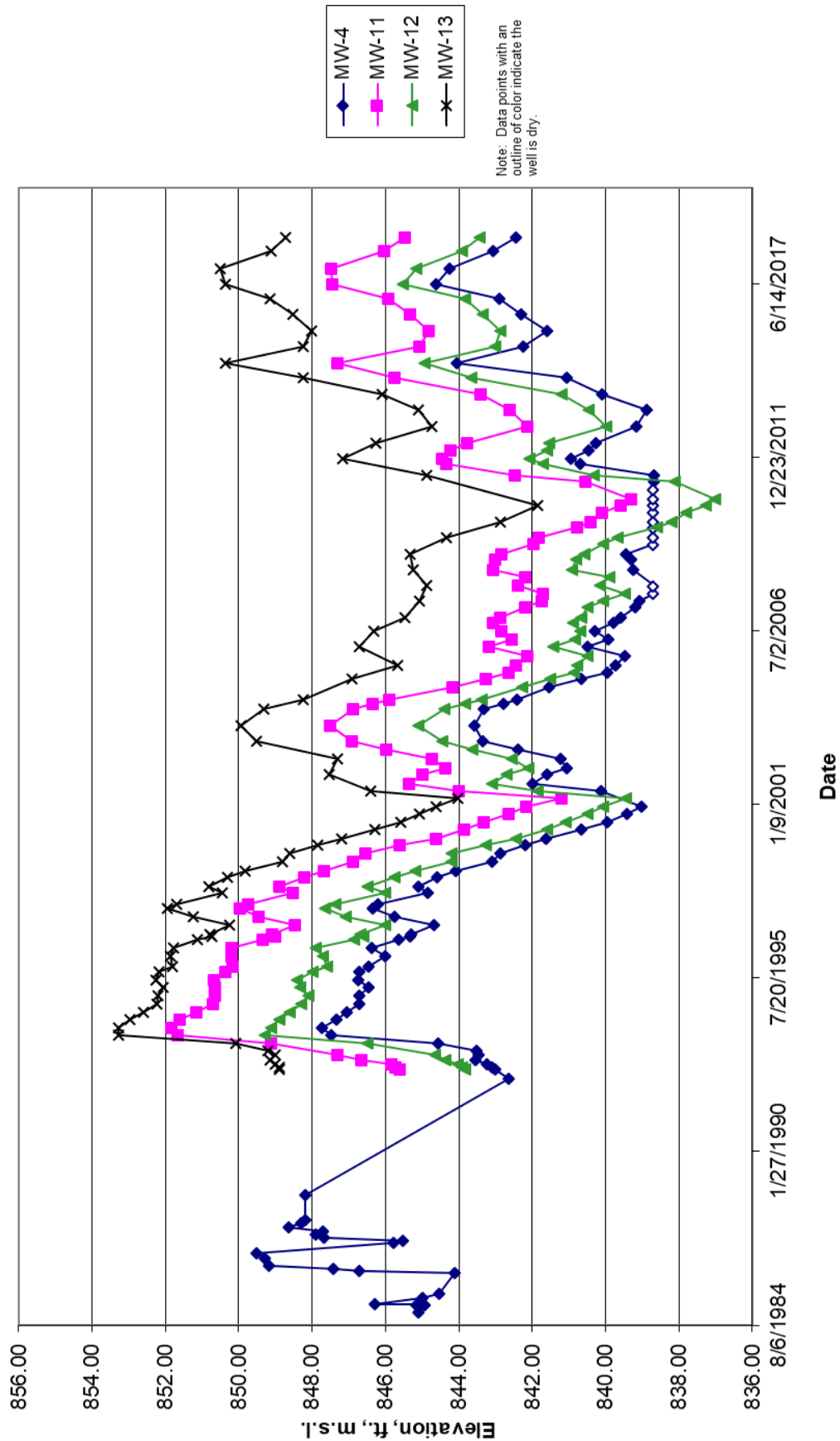
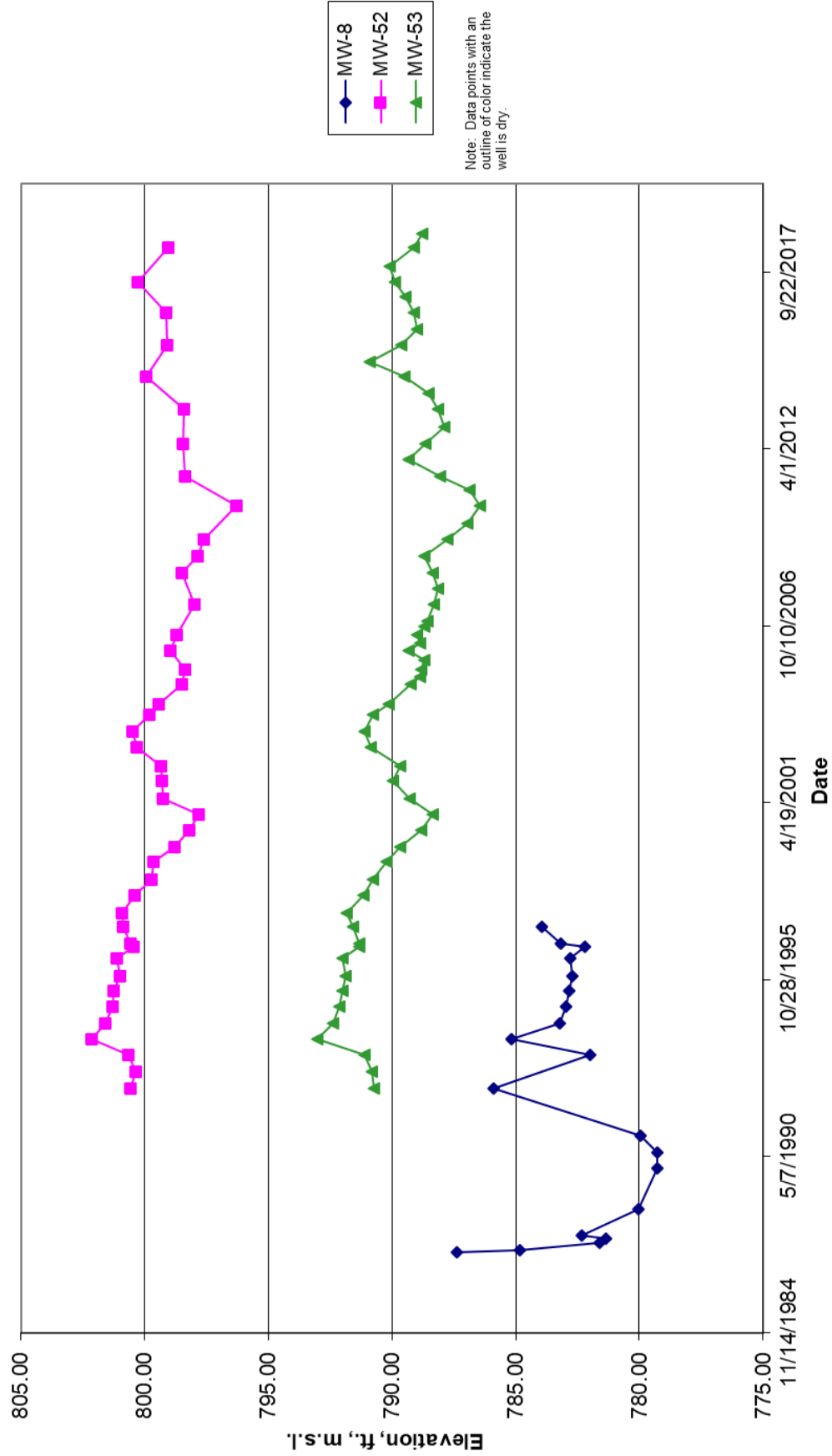


Figure 5 – Ground Water Elevations
MW-4, MW-11, MW-12, & MW-13
2018 Annual Report
Nor-Lake, Inc., Hudson, Wisconsin
February 2019

51-0240.19



Historic Ground Water Elevations MW-8, MW-52, MW-53



Note: Data points with an outline of color indicate the well is dry.

Figure 6 – Ground Water Elevations
MW-8, MW-52, & MW-53
2018 Annual Report
Nor-Lake, Inc., Hudson, Wisconsin
February 2019



**Historic Ground Water Elevations
MW-9, MW-10, MW-51, MW-54**

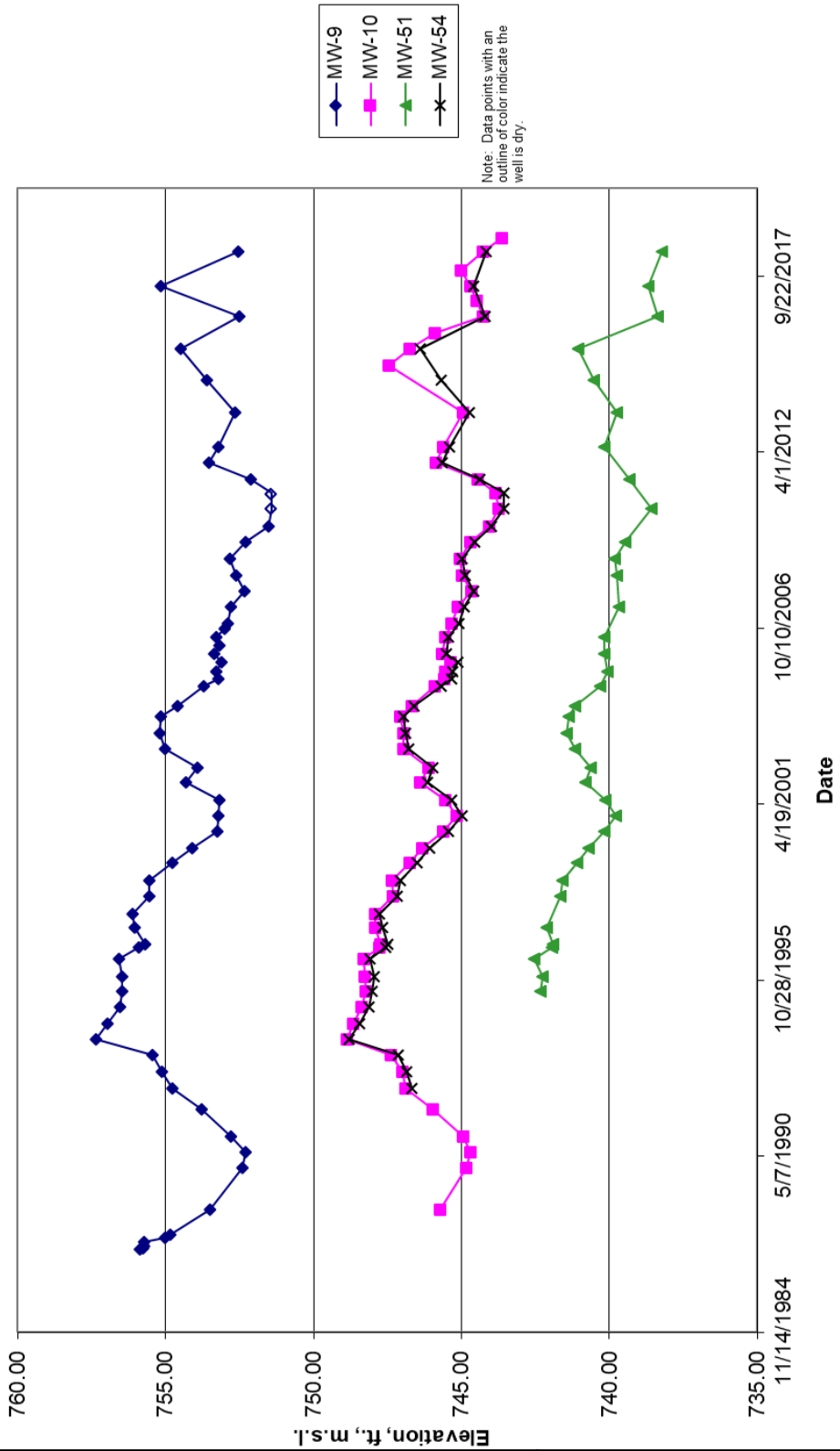


Figure 7 – Ground Water Elevations
MW-9, MW-10, MW-51, & MW-54
2018 Annual Report
Nor-Lake, Inc., Hudson, Wisconsin
February 2019

51-0240.19



Appendix B

Table 1

**TABLE 1
HISTORICAL RESIDENTIAL VOC RESULTS
(Volatile Organic Compounds)
(Revised January 2, 2019)**

	ES / PAL	937 Becky Cir.									
		Nov-85	Dec-95	Jun-96	Nov-00	Jul-01	Apr-03	May-04	Dec-05	Feb-06	Jun-09
Dichlorodifluoromethane (ug/L)	1000 / 200		<0.080	<0.14	J ^(0.75)	J ^(0.72)	J ^(0.28)	J ^(0.27)	J ^(0.77)	<0.60	<1.0
Tetrachloroethene (ug/L)	5 / 0.5	ND	<0.050	<0.13	<0.13	J ^(0.14)	<0.13	<0.075	<0.40	<0.40	<1.0
trans-1,2-Dichloroethene (ug/L)	100 / 20		<0.040	<0.11	<0.11	<0.11	<0.11	<0.059	<0.60	<0.60	<1.0
1,1,1-Trichloroethane (ug/L)	200 / 40	ND	<0.050	<0.19	<0.19	<0.19	<0.19	<0.050	<0.60	<0.60	<1.0
1,1-Dichloroethene (ug/L)	7 / 0.7	ND	<0.050	<0.10	<0.10	<0.10	<0.10	<0.061	<0.50	<0.50	<1.0
1,2-Dichloroethane (ug/L)	5 / 0.5		<0.23	<0.27	<0.27	<0.27	<0.27	<0.054	<0.50	<0.50	<1.0
1,1,2-Trichloroethane (ug/L)	5 / 0.5		<0.030	<0.18	<0.18	<0.18	<0.18	<0.052	<0.40	<0.40	<1.0
Trichloroethene (ug/L)	5 / 0.5	ND	J ^(0.20)	0.64	<0.14	0.47	J ^(0.19)	J ^(0.28)	J ^(0.35)	J ^(0.34)	<0.25
1,1-Dichloroethane (ug/L)	850 / 85	ND	<0.10	<0.26	<0.26	<0.26	<0.26	<0.057	<0.50	<0.50	<1.0
cis-1,2-Dichloroethene (ug/L)	70 / 7		<0.080	<0.12	<0.12	<0.12	<0.12	<0.055	<0.60	<0.60	<1.0
Trichlorofluoromethane (ug/L)	3490 / 698	ND	J ^(0.13)	<0.51	<0.51	<0.51	<0.51	<0.060	<0.50	<0.50	<1.0
Chloroethane (ug/L)	400 / 80		<0.050	<0.24	<0.24	<0.24	<0.24	<0.074	<0.70	<0.70	<1.0
Vinyl chloride (ug/L)	0.2 / 0.02		<0.070	<0.11	<0.11	<0.11	<0.11	<0.065	<0.12	<0.12	<0.40
Chloromethane (ug/L)	30 / 3		B J ^(0.11)	<0.090	<0.090	<0.090	<0.090	<0.074	<0.24	<0.24	<4.0
Methylene chloride (ug/L)	5 / 0.5		<0.27	<0.45	<0.45	<0.45	<0.45	<0.44	<0.40	<0.40	<4.0
p/m Xylene (ug/L)	Total Xylenes		<0.30	<0.31	<0.31	<0.31	<0.31	<0.13	<1.0	<1.0	<2.0
o-Xylene (ug/L)	2000 / 400		<0.22	<0.35	<0.35	<0.35	<0.35	<0.062	<0.40	<0.40	<1.0
Toluene (ug/L)	800 / 160		<0.16	<0.16	<0.16	<0.16	<0.16	<0.069	<0.40	<0.40	<1.0

	ES / PAL	938 Becky Cir.*												
		Nov-85	Feb-94	Feb-96	Apr-97	Aug-98	Feb-01	Mar-02	Feb-03	Jul-04	Feb-05	Mar-06	Apr-07	
Dichlorodifluoromethane (ug/L)	1000 / 200			J ^(0.60)	<0.14	<0.14	<0.14	<0.14	<0.14	<0.14	<0.063	3.7	<0.60	<0.29
Tetrachloroethene (ug/L)	5 / 0.5	ND	ND	<0.13	<0.13	<0.13	<0.13	<0.13	<0.13	<0.13	<0.075	<0.40	<0.40	<0.29
trans-1,2-Dichloroethene (ug/L)	100 / 20			<0.11	<0.11	<0.11	<0.11	<0.11	<0.11	<0.11	<0.059	<0.60	<0.60	<0.40
1,1,1-Trichloroethane (ug/L)	200 / 40	ND	ND	<0.19	<0.19	<0.19	<0.19	<0.19	<0.19	<0.19	<0.065	<0.60	<0.60	<0.50
1,1-Dichloroethene (ug/L)	7 / 0.7	ND	ND	<0.10	<0.10	<0.10	<0.10	<0.10	<0.10	<0.10	<0.061	<0.50	<0.50	<0.30
1,2-Dichloroethane (ug/L)	5 / 0.5			<0.27	<0.27	<0.27	<0.27	<0.27	<0.27	<0.27	<0.054	<0.50	<0.50	<0.50
1,1,2-Trichloroethane (ug/L)	5 / 0.5			<0.18	<0.18	<0.18	<0.18	<0.18	<0.18	<0.18	<0.052	<0.40	<0.40	<0.50
Trichloroethene (ug/L)	5 / 0.5	ND	ND	<0.14	0.30	<0.14	0.43	<0.14	<0.14	<0.14	<0.074	<0.15	J ^(0.28)	J ^(0.17)
1,1-Dichloroethane (ug/L)	850 / 85	ND	ND	<0.26	<0.26	<0.26	<0.26	<0.26	<0.26	<0.26	<0.057	<0.50	<0.50	<0.40
cis-1,2-Dichloroethene (ug/L)	70 / 7			<0.12	<0.12	<0.12	<0.12	<0.12	<0.12	<0.12	<0.055	<0.60	<0.60	<0.40
Trichlorofluoromethane (ug/L)	3490 / 698	ND	ND	<0.51	<0.51	<0.51	<0.51	<0.51	<0.51	<0.51	<0.060	<0.50	<0.50	<0.70
Chloroethane (ug/L)	400 / 80			<0.24	<0.24	<0.24	<0.24	<0.24	<0.24	<0.24	<0.074	<0.70	<0.70	<0.60
Vinyl chloride (ug/L)	0.2 / 0.02			<0.11	<0.11	<0.11	<0.11	<0.11	<0.11	<0.11	<0.065	<0.12	<0.12	<0.15
Chloromethane (ug/L)	30 / 3			<0.090	<0.090	<0.090	<0.090	<0.090	<0.090	<0.090	<0.074	J ^(0.54)	<0.24	<0.30
Methylene chloride (ug/L)	5 / 0.5			<0.45	<0.45	<0.45	<0.45	<0.45	<0.45	<0.45	<0.44	<0.40	<0.40	<1.0
p/m Xylene (ug/L)	Total Xylenes			<0.31	<0.31	<0.31	<0.31	<0.31	<0.31	<0.31	<0.13	<1.0	<1.0	<0.90
o-Xylene (ug/L)	2000 / 400			<0.35	<0.35	<0.35	<0.35	<0.35	<0.35	<0.35	<0.062	<0.40	<0.40	<0.60
Toluene (ug/L)	800 / 160			<0.16	<0.16	<0.16	<0.16	<0.16	<0.16	<0.16	<0.069	<0.40	<0.40	<0.40

J- Result is less than the LOQ but greater than the LOD.

B- Parameter was detected in the method blank.

LOD- Limit of Detection

²- May be associated with chlorination of well.

LOQ-Limit of Quantification

^D-Quantification was performed on a dilution of the sample.

ug/L- Micrograms per Liter (parts per billion).

 - Indicates Detection.

*- Inorganic water quality data available.

ND- No Detect.

P/NP- Present/Not Present

NA- Not Analyzed

 - Analytical data obtained from the WDNR Special Well Construction Area Data Base, Town of Hudson, Wisconsin.

TABLE 1 (cont.)

	ES / PAL	938 Becky Cir. (cont.)		
		May-08	May-09	Dec-16
Dichlorodifluoromethane (ug/L)	1000 / 200	<0.40	<1.0	<0.23
Tetrachloroethene (ug/L)	5 / 0.5	<0.40	<1.0	<0.25
trans-1,2-Dichloroethene (ug/L)	100 / 20	<0.50	<1.0	<0.16
1,1,1-Trichloroethane (ug/L)	200 / 40	<0.60	<1.0	<0.17
1,1-Dichloroethene (ug/L)	7 / 0.7	<0.40	<1.0	<0.28
1,2-Dichloroethane (ug/L)	5 / 0.5	<0.30	<1.0	<0.17
1,1,2-Trichloroethane (ug/L)	5 / 0.5	<0.50	<1.0	<0.15
Trichloroethene (ug/L)	5 / 0.5	J ^(0.25)	<0.25	<0.052
1,1-Dichloroethane (ug/L)	850 / 85	<0.40	<1.0	<0.17
cis-1,2-Dichloroethene (ug/L)	70 / 7	<0.40	<1.0	<0.12
Trichlorofluoromethane (ug/L)	3490 / 698	<0.40	<1.0	<0.33
Chloroethane (ug/L)	400 / 80	<0.40	<1.0	<0.34
Vinyl chloride (ug/L)	0.2 / 0.02	<0.15	<0.40	<0.069
Chloromethane (ug/L)	30 / 3	<0.30	<4.0	<0.25
Methylene chloride (ug/L)	5 / 0.5	<0.50	<4.0	<0.29
p/m Xylene (ug/L)	Total Xylenes	<0.50	<2.0	<0.11
o-Xylene (ug/L)	2000 / 400	<0.50	<1.0	<0.20
Toluene (ug/L)	800 / 160	<0.20	<1.0	<0.14

	ES / PAL	940 Becky Cir.											
		Dec-95	Feb-96	Dec-97	Dec-99	Jan-01	Feb-02	Apr-02	Jan-03	Apr-04	Feb-06	Dec-07	May-08
Dichlorodifluoromethane (ug/L)	1000 / 200	<0.080	J ^(0.60)	<0.14	<0.14	<0.14	J ^(0.19)	<0.14	<0.14	<0.40	<0.60	<0.40	<0.40
Tetrachloroethene (ug/L)	5 / 0.5	<0.050	<0.13	<0.13	<0.13	<0.13	<0.13	<0.13	<0.13	<0.40	<0.40	<0.40	<0.40
trans-1,2-Dichloroethene (ug/L)	100 / 20	<0.040	<0.11	<0.11	<0.11	<0.11	<0.11	<0.11	<0.11	<0.50	<0.60	<0.50	<0.50
1,1,1-Trichloroethane (ug/L)	200 / 40	<0.050	<0.19	<0.19	<0.19	<0.19	<0.19	<0.19	<0.19	<0.50	<0.60	<0.60	<0.60
1,1-Dichloroethene (ug/L)	7 / 0.7	<0.050	<0.10	<0.10	<0.10	<0.10	<0.10	<0.10	<0.10	<0.30	<0.50	<0.40	<0.40
1,2-Dichloroethane (ug/L)	5 / 0.5	<0.23	<0.27	<0.27	<0.27	<0.27	<0.27	<0.27	<0.27	<0.40	<0.50	<0.30	<0.30
1,1,2-Trichloroethane (ug/L)	5 / 0.5	<0.030	<0.18	<0.18	<0.18	<0.18	<0.18	<0.18	<0.18	<0.40	<0.40	<0.50	<0.50
Trichloroethene (ug/L)	5 / 0.5	J ^(0.23)	J ^(0.23)	0.41	<0.14	J ^(0.28)	J ^(0.21)	<0.14	<0.14	0.3	J ^(0.34)	J ^(0.41)	J ^(0.30)
1,1-Dichloroethane (ug/L)	850 / 85	<0.10	<0.26	<0.26	<0.26	<0.26	<0.26	<0.26	<0.26	<0.50	<0.50	<0.40	<0.40
cis-1,2-Dichloroethene (ug/L)	70 / 7	<0.080	<0.12	<0.12	<0.12	<0.12	<0.12	<0.12	<0.12	<0.25	<0.60	<0.40	<0.40
Trichlorofluoromethane (ug/L)	3490 / 698	J ^(0.12)	<0.51	<0.51	<0.51	<0.51	<0.51	<0.51	<0.51	<0.50	<0.50	<0.40	<0.40
Chloroethane (ug/L)	400 / 80	<0.050	<0.24	<0.24	<0.24	<0.24	<0.24	<0.24	<0.24	<0.50	<0.70	<0.40	<0.40
Vinyl chloride (ug/L)	0.2 / 0.02	<0.070	<0.11	<0.11	<0.11	<0.11	<0.11	<0.11	<0.11	<0.12	<0.12	<0.15	<0.15
Chloromethane (ug/L)	30 / 3	B J ^(0.13)	<0.090	<0.090	<0.090	<0.090	<0.090	<0.090	<0.090	<0.30	<0.24	<0.30	<0.30
Methylene chloride (ug/L)	5 / 0.5	<0.27	<0.45	<0.45	<0.45	<0.45	<0.45	<0.45	<0.45	<0.50	<0.40	<0.50	<0.50
p/m Xylene (ug/L)	Total Xylenes	<0.30	<0.31	<0.31	<0.31	<0.31	<0.31	<0.31	<0.31	<0.70	<1.0	<0.50	<0.50
o-Xylene (ug/L)	2000 / 400	<0.22	<0.35	<0.35	<0.35	<0.35	<0.35	<0.35	<0.35	<0.30	<0.40	<0.50	<0.50
Toluene (ug/L)	800 / 160	<0.16	<0.16	<0.16	<0.16	<0.16	<0.16	<0.16	<0.16	<0.40	<0.40	<0.20	<0.20

J- Result is less than the LOQ but greater than the LOD.

B- Parameter was detected in the method blank.

LOD- Limit of Detection

²- May be associated with chlorination of well.

LOQ-Limit of Quantification

^D-Quantification was performed on a dilution of the sample.

ug/L- Micrograms per Liter (parts per billion).

J - Indicates Detection.

*- Inorganic water quality data available.

ND- No Detect.

P/NP- Present/Not Present

NA- Not Analyzed

- Analytical data obtained from the WDNR Special Well Construction Area Data Base, Town of Hudson, Wisconsin.

TABLE 1 (cont.)

	ES / PAL	940 Becky Cir. (cont.)	
		Dec-16	Feb-18
Dichlorodifluoromethane (ug/L)	1000 / 200	<0.23	<0.31
Tetrachloroethene (ug/L)	5 / 0.5	<0.25	<0.16
trans-1,2-Dichloroethene (ug/L)	100 / 20	<0.16	<0.21
1,1,1-Trichloroethane (ug/L)	200 / 40	<0.17	<0.15
1,1-Dichloroethene (ug/L)	7 / 0.7	<0.28	<0.18
1,2-Dichloroethane (ug/L)	5 / 0.5	<0.17	<0.32
1,1,2-Trichloroethane (ug/L)	5 / 0.5	<0.15	<0.22
Trichloroethene (ug/L)	5 / 0.5	<0.052	<0.18
1,1-Dichloroethane (ug/L)	850 / 85	<0.17	<0.14
cis-1,2-Dichloroethene (ug/L)	70 / 7	<0.12	<0.20
Trichlorofluoromethane (ug/L)	3490 / 698	<0.33	<0.13
Chloroethane (ug/L)	400 / 80	<0.34	<0.44
Vinyl chloride (ug/L)	0.2 / 0.02	<0.069	<0.096
Chloromethane (ug/L)	30 / 3	<0.25	<1.1
Methylene chloride (ug/L)	5 / 0.5	<0.29	<1.2
p/m Xylene (ug/L)	Total Xylenes	<0.11	<0.24
o-Xylene (ug/L)	2000 / 400	<0.20	<0.17
Toluene (ug/L)	800 / 160	<0.14	<0.17

	ES / PAL	941 Becky Cir.												
		May-92	Dec-95	Jun-96	Jan-98	Feb-99	Jan-00	Feb-01	May-02	Jun-02	Apr-03	Jul-04	Apr-05	
Dichlorodifluoromethane (ug/L)	1000 / 200		<0.080	<0.14	<0.14	<0.14	<0.14	<0.14	<0.14	<0.14	<0.14	<0.14	<0.063	<0.60
Tetrachloroethene (ug/L)	5 / 0.5	ND	<0.050	<0.13	<0.13	<0.13	<0.13	<0.13	<0.13	<0.13	<0.13	<0.13	<0.075	<0.40
trans-1,2-Dichloroethene (ug/L)	100 / 20		<0.040	<0.11	<0.11	<0.11	<0.11	<0.11	<0.11	<0.11	<0.11	<0.11	<0.059	<0.60
1,1,1-Trichloroethane (ug/L)	200 / 40	ND	<0.050	<0.19	<0.19	<0.19	<0.19	<0.19	<0.19	0.32	<0.19	<0.19	<0.065	<0.60
1,1-Dichloroethene (ug/L)	7 / 0.7	ND	<0.050	<0.10	<0.10	0.40	<0.10	<0.10	<0.10	<0.10	<0.10	<0.10	<0.061	<0.50
1,2-Dichloroethane (ug/L)	5 / 0.5		<0.23	<0.27	<0.27	<0.27	<0.27	<0.27	<0.27	<0.27	<0.27	<0.27	<0.054	<0.50
1,1,2-Trichloroethane (ug/L)	5 / 0.5		<0.030	<0.18	<0.18	<0.18	<0.18	<0.18	<0.18	<0.18	<0.18	<0.18	<0.052	<0.40
Trichloroethene (ug/L)	5 / 0.5	ND	J ^(0.24)	0.69	J ^(0.29)	0.37	J ^(0.15)	0.49	0.56	<0.14	J ^(0.54)	J ^(0.23)	<0.15	
1,1-Dichloroethane (ug/L)	850 / 85	ND	<0.10	<0.26	<0.26	<0.26	<0.26	<0.26	<0.26	<0.26	<0.26	<0.26	<0.057	<0.50
cis-1,2-Dichloroethene (ug/L)	70 / 7		<0.080	<0.12	<0.12	<0.12	<0.12	<0.12	<0.12	<0.12	<0.12	<0.12	<0.055	<0.60
Trichlorofluoromethane (ug/L)	3490 / 698	ND	J ^(0.090)	<0.51	<0.51	<0.51	<0.51	<0.51	J ^(0.54)	<0.51	<0.51	<0.51	<0.060	<0.50
Chloroethane (ug/L)	400 / 80		<0.050	<0.24	<0.24	<0.24	<0.24	<0.24	<0.24	<0.24	<0.24	<0.24	<0.074	<0.70
Vinyl chloride (ug/L)	0.2 / 0.02		<0.070	<0.11	<0.11	<0.11	<0.11	<0.11	<0.11	<0.11	<0.11	<0.11	<0.065	<0.12
Chloromethane (ug/L)	30 / 3		B J ^(0.48)	<0.090	<0.090	<0.090	<0.090	<0.090	<0.090	<0.090	<0.090	<0.090	<0.074	<0.24
Methylene chloride (ug/L)	5 / 0.5		<0.27	<0.45	J ^(0.47)	J ^(2.6)	<0.45	<0.45	<0.45	<0.45	<0.45	<0.45	<0.44	2.2
p/m Xylene (ug/L)	Total Xylenes		<0.30	<0.31	<0.31	<0.31	<0.31	<0.31	<0.31	<0.31	<0.31	<0.31	<0.13	<1.0
o-Xylene (ug/L)	2000 / 400		<0.22	0.56	<0.35	<0.35	<0.35	<0.35	<0.35	<0.35	<0.35	<0.35	<0.062	<0.40
Toluene (ug/L)	800 / 160		<0.16	<0.16	<0.16	<0.16	<0.16	<0.16	J ^(0.18)	<0.16	<0.16	<0.16	<0.069	<0.40

J- Result is less than the LOQ but greater than the LOD.

B- Parameter was detected in the method blank.

LOD- Limit of Detection

²- May be associated with chlorination of well.

LOQ-Limit of Quantification

^D-Quantification was performed on a dilution of the sample.

ug/L- Micrograms per Liter (parts per billion).

- Indicates Detection.

*- Inorganic water quality data available.

ND- No Detect.

P/NP- Present/Not Present

NA- Not Analyzed

- Analytical data obtained from the WDNR Special Well Construction Area Data Base, Town of Hudson, Wisconsin.

TABLE 1 (cont.)

ES / PAL	941 Becky Cir. (cont.)					
	May-06	Jun-07	Jul-08	Jun-09	Aug-14	
Dichlorodifluoromethane (ug/L)	1000 / 200	<0.60	<0.40	<0.40	<1.0	<0.5
Tetrachloroethene (ug/L)	5 / 0.5	<0.40	<0.40	<0.40	<1.0	<0.16
trans-1,2-Dichloroethene (ug/L)	100 / 20	<0.60	<0.50	<0.50	<1.0	<0.23
1,1,1-Trichloroethane (ug/L)	200 / 40	<0.60	<0.60	<0.60	<1.0	<0.26
1,1-Dichloroethene (ug/L)	7 / 0.7	<0.50	<0.40	<0.40	<1.0	<0.20
1,2-Dichloroethane (ug/L)	5 / 0.5	<0.50	<0.30	<0.30	<1.0	<0.13
1,1,2-Trichloroethane (ug/L)	5 / 0.5	<0.40	<0.50	<0.50	<1.0	<0.13
Trichloroethene (ug/L)	5 / 0.5	J ^(0.36)	<0.15	<0.15	J ^(0.25)	J ^(0.23)
1,1-Dichloroethane (ug/L)	850 / 85	<0.50	<0.40	<0.40	<1.0	<0.16
cis-1,2-Dichloroethene (ug/L)	70 / 7	<0.60	<0.40	<0.40	<1.0	<0.13
Trichlorofluoromethane (ug/L)	3490 / 698	<0.50	<0.40	<0.40	<1.0	<0.22
Chloroethane (ug/L)	400 / 80	<0.70	<0.40	<0.40	<1.0	<0.24
Vinyl chloride (ug/L)	0.2 / 0.02	<0.12	<0.15	<0.15	<0.40	<0.20
Chloromethane (ug/L)	30 / 3	<0.24	<0.30	<0.30	<4.0	<0.34
Methylene chloride (ug/L)	5 / 0.5	<0.40	<0.50	<0.50	<4.0	<2.0
p/m Xylene (ug/L)	Total Xylenes	<1.0	<0.50	<0.50	<2.0	<0.31
o-Xylene (ug/L)	2000 / 400	<0.40	<0.50	<0.50	<1.0	<0.094
Toluene (ug/L)	800 / 160	<0.40	<0.20	<0.20	<1.0	<0.11

ES / PAL	942 Becky Cir.*												
	May-92	Nov-92	Dec-95	Jul-03	Dec-03	Jun-04	Jan-05	May-05	Dec-05	Jul-06	Dec-06	Jun-07	
Dichlorodifluoromethane (ug/L)	1000 / 200			<0.080	<0.080	<0.080	<0.063	3.3	<0.60	<0.60	<0.29	<0.29	<0.40
Tetrachloroethene (ug/L)	5 / 0.5	ND	ND	<0.050	<0.050	<0.050	<0.075	<0.40	<0.40	<0.40	<0.29	<0.29	<0.40
trans-1,2-Dichloroethene (ug/L)	100 / 20			<0.040	<0.040	<0.040	<0.059	<0.50	<0.60	<0.60	<0.40	<0.40	<0.50
1,1,1-Trichloroethane (ug/L)	200 / 40	ND	ND	<0.050	<0.050	<0.050	<0.065	<0.50	<0.60	<0.60	<0.50	<0.50	<0.60
1,1-Dichloroethene (ug/L)	7 / 0.7	ND	ND	<0.050	<0.050	<0.050	<0.061	<0.30	<0.50	<0.50	<0.30	<0.30	<0.40
1,2-Dichloroethane (ug/L)	5 / 0.5			<0.23	<0.23	<0.23	<0.054	<0.40	<0.50	<0.50	<0.50	<0.50	<0.30
1,1,2-Trichloroethane (ug/L)	5 / 0.5			<0.030	<0.030	<0.030	<0.052	<0.40	<0.40	<0.40	<0.50	<0.50	<0.50
Trichloroethene (ug/L)	5 / 0.5	ND	ND	0.67	0.32	J ^(0.22)	J ^(0.16)	J ^(0.43)	J ^(0.40)	J ^(0.34)	J ^(0.28)	J ^(0.35)	J ^(0.44)
1,1-Dichloroethane (ug/L)	850 / 85	ND	ND	<0.10	<0.10	<0.10	<0.057	<0.50	<0.50	<0.50	<0.40	<0.40	<0.40
cis-1,2-Dichloroethene (ug/L)	70 / 7			<0.080	<0.080	<0.080	<0.055	<0.25	<0.60	<0.60	<0.40	<0.40	<0.40
Trichlorofluoromethane (ug/L)	3490 / 698	ND	ND	<0.080	<0.080	<0.080	<0.060	<0.50	<0.50	<0.50	<0.70	<0.70	<0.40
Chloroethane (ug/L)	400 / 80			<0.050	<0.050	<0.050	<0.074	<0.50	<0.70	<0.70	<0.15	<0.15	<0.40
Vinyl chloride (ug/L)	0.2 / 0.02			<0.070	<0.070	<0.070	<0.065	<0.12	<0.12	<0.12	<0.15	<0.15	<0.15
Chloromethane (ug/L)	30 / 3			<0.050	<0.050	<0.050	<0.074	<0.30	<0.24	<0.24	<0.30	<0.30	<0.30
Methylene chloride (ug/L)	5 / 0.5			<0.27	<0.27	<0.27	<0.44	<0.50	<0.40	<0.40	<1.0	<1.0	<0.50
p/m Xylene (ug/L)	Total Xylenes			<0.30	<0.30	<0.30	<0.13	<0.70	<1.0	<1.0	<0.90	<0.90	<0.50
o-Xylene (ug/L)	2000 / 400			<0.22	<0.22	<0.22	<0.062	<0.30	<0.40	<0.40	<0.60	<0.60	<0.50
Toluene (ug/L)	800 / 160			<0.16	<0.16	<0.16	<0.069	<0.40	<0.40	<0.40	<0.40	<0.40	<0.20

J- Result is less than the LOQ but greater than the LOD.

B- Parameter was detected in the method blank.

LOD- Limit of Detection

²- May be associated with chlorination of well.

LOQ-Limit of Quantification

^D-Quantification was performed on a dilution of the sample.

ug/L- Micrograms per Liter (parts per billion).

J - Indicates Detection.

*- Inorganic water quality data available.

ND- No Detect.

P/NP- Present/Not Present

NA- Not Analyzed

- Analytical data obtained from the WDNR Special Well Construction Area Data Base, Town of Hudson, Wisconsin.

TABLE 1 (cont.)

ES / PAL	942 Becky Cir.* (cont.)					
	Jun-08	Jun-09	Jul-10	Mar-11	Jun-11	
Dichlorodifluoromethane (ug/L)	1000 / 200	<0.40	<1.0	<0.30	<0.23	<0.25
Tetrachloroethene (ug/L)	5 / 0.5	<0.40	<1.0	<0.15	<0.26	<0.26
trans-1,2-Dichloroethene (ug/L)	100 / 20	<0.50	<1.0	<0.11	<0.21	<0.21
1,1,1-Trichloroethane (ug/L)	200 / 40	<0.60	<1.0	<0.090	<0.26	<0.26
1,1-Dichloroethene (ug/L)	7 / 0.7	<0.40	<1.0	<0.20	<0.47	<0.47
1,2-Dichloroethane (ug/L)	5 / 0.5	<0.30	<1.0	<0.080	<0.23	<0.23
1,1,2-Trichloroethane (ug/L)	5 / 0.5	<0.50	<1.0	<0.11	<0.38	<0.38
Trichloroethene (ug/L)	5 / 0.5	J ^(0.39)	J ^(0.45)	<0.14	<0.20	<0.20
1,1-Dichloroethane (ug/L)	850 / 85	<0.40	<1.0	<0.080	<0.47	<0.23
cis-1,2-Dichloroethene (ug/L)	70 / 7	<0.40	<1.0	<0.23	<0.37	<0.37
Trichlorofluoromethane (ug/L)	3490 / 698	<0.40	<1.0	<0.14	<0.30	<0.30
Chloroethane (ug/L)	400 / 80	<0.40	<1.0	<0.32	<0.32	<0.32
Vinyl chloride (ug/L)	0.2 / 0.02	<0.15	<0.40	<0.11	<0.17	<0.17
Chloromethane (ug/L)	30 / 3	<0.30	<4.0	<0.36	J ^(0.51)	<0.36
Methylene chloride (ug/L)	5 / 0.5	<0.50	<4.0	<2.0	<1.1	<2.0
p/m Xylene (ug/L)	Total Xylenes	<0.50	<2.0	<0.15	<0.66	<0.66
o-Xylene (ug/L)	2000 / 400	<0.50	<1.0	<0.10	<0.46	<0.46
Toluene (ug/L)	800 / 160	<0.20	<1.0	<0.11	<0.39	<0.39

ES / PAL	907 Benjamin Ln.												
	Aug-96	Dec-96	Dec-98	Nov-00	Mar-02	Feb-03	Jun-04	Apr-05	Jul-06	Dec-07	May-09	Dec-12	
Dichlorodifluoromethane (ug/L)	1000 / 200	<0.14	J ^(1.2)	<0.14	<0.14	<0.14	<0.14	<0.063	<0.60	<0.29	<0.40	<1.0	<0.20
Tetrachloroethene (ug/L)	5 / 0.5	<0.13	<0.13	<0.13	<0.13	<0.13	<0.13	<0.075	<0.40	<0.29	<0.40	<1.0	<0.13
trans-1,2-Dichloroethene (ug/L)	100 / 20	<0.11	<0.11	<0.11	<0.11	<0.11	<0.11	<0.059	<0.60	<0.40	<0.50	<1.0	<0.15
1,1,1-Trichloroethane (ug/L)	200 / 40	<0.19	<0.19	<0.19	<0.19	<0.19	<0.19	<0.065	<0.60	<0.50	<0.60	<1.0	<0.19
1,1-Dichloroethene (ug/L)	7 / 0.7	<0.10	<0.10	<0.10	<0.10	<0.10	<0.10	<0.061	<0.50	<0.30	<0.40	<1.0	<0.19
1,2-Dichloroethane (ug/L)	5 / 0.5	<0.27	<0.27	<0.27	<0.27	<0.27	<0.27	<0.054	<0.50	<0.50	<0.30	<1.0	<0.37
1,1,2-Trichloroethane (ug/L)	5 / 0.5	<0.18	<0.18	<0.18	<0.18	<0.18	<0.18	<0.052	<0.40	<0.50	<0.50	<1.0	<0.15
Trichloroethene (ug/L)	5 / 0.5	<0.14	0.92	0.52	<0.14	J ^(0.16)	<0.14	J ^(0.28)	<0.15	J ^(0.36)	0.66	J ^(0.75)	J ^(0.41)
1,1-Dichloroethane (ug/L)	850 / 85	<0.26	<0.26	<0.26	<0.26	<0.26	<0.26	<0.057	<0.50	<0.40	<0.40	<1.0	<0.11
cis-1,2-Dichloroethene (ug/L)	70 / 7	<0.12	<0.12	<0.12	<0.12	<0.12	<0.12	<0.055	<0.60	<0.40	<0.40	<1.0	<0.085
Trichlorofluoromethane (ug/L)	3490 / 698	<0.51	1.5	<0.51	<0.51	<0.51	<0.51	<0.060	<0.50	<0.70	<0.40	<1.0	<0.13
Chloroethane (ug/L)	400 / 80	0.34	<0.24	<0.24	<0.24	<0.24	<0.24	<0.074	<0.70	<0.60	<0.40	<1.0	<0.22
Vinyl chloride (ug/L)	0.2 / 0.02	<0.11	<0.11	<0.11	<0.11	<0.11	<0.11	<0.065	<0.12	<0.15	<0.15	<0.40	<0.16
Chloromethane (ug/L)	30 / 3	<0.090	<0.090	<0.090	<0.090	<0.090	<0.090	<0.074	<0.24	J ^(0.40)	<0.30	<4.0	<0.41
Methylene chloride (ug/L)	5 / 0.5	<0.45	<0.45	<0.45	<0.45	<0.45	<0.45	<0.44	2.3	<1.0	<0.50	<4.0	<2.0
p/m Xylene (ug/L)	Total Xylenes	<0.31	<0.31	<0.31	<0.31	<0.31	<0.31	<0.13	<1.0	<0.90	<0.50	<1.0	<0.22
o-Xylene (ug/L)	2000 / 400	<0.35	<0.35	<0.35	<0.35	<0.35	<0.35	<0.062	<0.40	<0.60	<0.50	<1.0	<0.10
Toluene (ug/L)	800 / 160	J ^(0.19)	<0.16	<0.16	<0.16	<0.16	<0.16	<0.069	<0.40	<0.40	<0.20	<1.0	<0.077

J- Result is less than the LOQ but greater than the LOD.

B- Parameter was detected in the method blank.

LOD- Limit of Detection

²- May be associated with chlorination of well.

LOQ-Limit of Quantification

^D- Quantification was performed on a dilution of the sample.

ug/L- Micrograms per Liter (parts per billion).

- Indicates Detection.

*- Inorganic water quality data available.

ND- No Detect.

P/NP- Present/Not Present

NA- Not Analyzed

- Analytical data obtained from the WDNR Special Well Construction Area Data Base, Town of Hudson, Wisconsin.

TABLE 1 (cont.)

	ES / PAL	907 Benjamin Ln. (cont.)		
		May-12	Jul-13	Dec-16
Dichlorodifluoromethane (ug/L)	1000 / 200	<0.20	<0.20	<0.23
Tetrachloroethene (ug/L)	5 / 0.5	<0.13	<0.29	<0.25
trans-1,2-Dichloroethene (ug/L)	100 / 20	<0.14	<0.24	<0.16
1,1,1-Trichloroethane (ug/L)	200 / 40	<0.19	<0.50	<0.17
1,1-Dichloroethene (ug/L)	7 / 0.7	<0.19	<0.24	<0.28
1,2-Dichloroethane (ug/L)	5 / 0.5	<0.37	<0.22	<0.17
1,1,2-Trichloroethane (ug/L)	5 / 0.5	<0.015	<0.16	<0.15
Trichloroethene (ug/L)	5 / 0.5	J ^(0.98)	J ^(0.33)	0.25
1,1-Dichloroethane (ug/L)	850 / 85	<0.11	<0.50	<0.17
cis-1,2-Dichloroethene (ug/L)	70 / 7	<0.085	<0.23	<0.12
Trichlorofluoromethane (ug/L)	3490 / 698	1.0	<0.13	<0.33
Chloroethane (ug/L)	400 / 80	<0.22	<0.50	<0.34
Vinyl chloride (ug/L)	0.2 / 0.02	<0.16	<0.14	<0.069
Chloromethane (ug/L)	30 / 3	<0.41	<2.0	<0.25
Methylene chloride (ug/L)	5 / 0.5	<2.0	<2.0	<0.29
p/m Xylene (ug/L)	Total Xylenes	<0.17	<0.48	<0.11
o-Xylene (ug/L)	2000 / 400	<0.077	<0.24	<0.20
Toluene (ug/L)	800 / 160	<0.076	<0.23	<0.14

	ES / PAL	914 Benjamin Ln.											
		Sep-97	Dec-97	Sep-99	Jun-02	Apr-03	May-04	Apr-05	Mar-06	Jun-07	Mar-08	Apr-09	Jun-15
Dichlorodifluoromethane (ug/L)	1000 / 200	<0.14	<0.14	J ^(0.78)	<0.14	<0.14	<0.063	<0.60	<0.60	<0.40	<0.40	<1.0	<0.49
Tetrachloroethene (ug/L)	5 / 0.5	<0.13	<0.13	<0.13	<0.13	<0.13	J ^(0.14)	<0.40	<0.40	<0.40	<0.40	<1.0	<0.19
trans-1,2-Dichloroethene (ug/L)	100 / 20	<0.11	<0.11	<0.11	<0.11	<0.11	<0.059	<0.60	<0.60	<0.50	<0.50	<1.0	<0.21
1,1,1-Trichloroethane (ug/L)	200 / 40	<0.19	<0.19	<0.19	<0.19	<0.19	<0.065	<0.60	<0.60	<0.60	<0.60	<1.0	<0.20
1,1-Dichloroethene (ug/L)	7 / 0.7	<0.10	<0.10	<0.10	<0.10	<0.10	<0.061	<0.50	<0.50	<0.40	<0.40	<1.0	<0.22
1,2-Dichloroethane (ug/L)	5 / 0.5	<0.27	<0.27	<0.27	<0.27	<0.27	<0.054	<0.40	<0.50	<0.30	<0.30	<1.0	<0.17
1,1,2-Trichloroethane (ug/L)	5 / 0.5	<0.18	<0.18	<0.18	<0.18	<0.18	<0.052	<0.40	<0.40	<0.50	<0.50	<1.0	<0.24
Trichloroethene (ug/L)	5 / 0.5	<0.14	0.41	0.81	0.79	0.75	1.1	0.84	1.0	1.0	0.96	1.0	0.46
1,1-Dichloroethane (ug/L)	850 / 85	<0.26	0.68	<0.26	<0.26	<0.26	<0.057	<0.50	<0.50	<0.40	<0.40	<1.0	<0.22
cis-1,2-Dichloroethene (ug/L)	70 / 7	<0.12	<0.12	<0.12	<0.12	<0.12	<0.055	<0.60	<0.60	<0.40	<0.40	<1.0	<0.26
Trichlorofluoromethane (ug/L)	3490 / 698	<0.51	<0.51	<0.51	<0.51	<0.51	J ^(0.20)	<0.50	<0.50	<0.40	<0.40	<1.0	<0.18
Chloroethane (ug/L)	400 / 80	<0.24	<0.24	J ^(0.37)	J ^(0.48)	<0.24	<0.074	<0.70	<0.70	<0.40	<0.40	<1.0	<0.34
Vinyl chloride (ug/L)	0.2 / 0.02	<0.11	<0.11	<0.11	<0.11	<0.11	<0.065	<0.12	<0.12	<0.15	<0.15	<0.40	<0.15
Chloromethane (ug/L)	30 / 3	<0.090	<0.090	J ^(0.99)	<0.090	J ^(0.12)	<0.074	<0.24	<0.24	<0.30	<0.30	<4.0	<0.64
Methylene chloride (ug/L)	5 / 0.5	<0.45	B J ^(0.75)	<0.45	<0.45	<0.45	<0.44	<0.40	<0.40	<0.50	<0.50	<4.0	<0.56
p/m Xylene (ug/L)	Total Xylenes	<0.31	<0.31	<0.31	<0.31	<0.31	<0.13	<1.0	<1.0	<0.50	<0.50	<2.0	<0.41
o-Xylene (ug/L)	2000 / 400	<0.35	<0.35	<0.35	<0.35	<0.35	<0.062	<0.40	<0.40	<0.50	<0.50	<1.0	<0.19
Toluene (ug/L)	800 / 160	<0.16	<0.16	<0.16	<0.16	<0.16	<0.069	<0.40	<0.40	<0.20	<0.20	<1.0	<0.13

J- Result is less than the LOQ but greater than the LOD.

B- Parameter was detected in the method blank.

LOD- Limit of Detection

²- May be associated with chlorination of well.

LOQ-Limit of Quantification

^D- Quantification was performed on a dilution of the sample.

ug/L- Micrograms per Liter (parts per billion).

- Indicates Detection.

*- Inorganic water quality data available.

ND- No Detect.

P/NP- Present/Not Present

NA- Not Analyzed

- Analytical data obtained from the WDNR Special Well Construction Area Data Base, Town of Hudson, Wisconsin.

TABLE 1 (cont.)

ES / PAL	362 Brookwood Dr.												
	Sep-85	Mar-92	Jun-96	Mar-00	Dec-00	Jul-01	Jun-02	Sep-03	Jun-04	Jan-05	Jun-05	Aug-06	
Dichlorodifluoromethane (ug/L)	1000 / 200		<0.14	<0.14	<0.14	<0.14	<0.14	<0.14	<0.14	<0.63	<0.40	<0.60	<0.29
Tetrachloroethene (ug/L)	5 / 0.5	ND	ND	<0.13	<0.13	<0.13	J ^(0.14)	<0.13	<0.13	<0.075	<0.40	<0.40	<0.29
trans-1,2-Dichloroethene (ug/L)	100 / 20		<0.11	<0.11	<0.11	<0.11	<0.11	<0.11	<0.11	<0.059	<0.50	<0.60	<0.40
1,1,1-Trichloroethane (ug/L)	200 / 40	ND	ND	<0.19	<0.19	<0.19	<0.19	<0.19	<0.19	<0.065	<0.50	<0.60	<0.50
1,1-Dichloroethene (ug/L)	7 / 0.7	ND	ND	<0.10	<0.10	<0.10	<0.10	<0.10	<0.10	<0.061	<0.30	<0.50	<0.30
1,2-Dichloroethane (ug/L)	5 / 0.5		<0.27	<0.27	<0.27	<0.27	<0.27	<0.27	<0.27	<0.054	<0.40	<0.50	<0.50
1,1,2-Trichloroethane (ug/L)	5 / 0.5		<0.18	<0.18	<0.18	<0.18	<0.18	<0.18	<0.18	<0.052	<0.40	<0.40	<0.50
Trichloroethene (ug/L)	5 / 0.5	ND	ND	0.49	B J ^(0.24)	<0.14	0.45	<0.14	0.32	J ^(0.16)	J ^(0.38)	<0.15	<0.15
1,1-Dichloroethane (ug/L)	850 / 85	ND	ND	<0.26	<0.26	<0.26	<0.26	<0.26	<0.26	<0.057	<0.50	<0.50	<0.40
cis-1,2-Dichloroethene (ug/L)	70 / 7		<0.12	<0.12	<0.12	<0.12	<0.12	<0.12	<0.12	<0.055	<0.25	<0.60	<0.40
Trichlorofluoromethane (ug/L)	3490 / 698	ND	ND	<0.51	<0.51	<0.51	<0.51	<0.51	<0.51	<0.060	<0.50	<0.50	<0.70
Chloroethane (ug/L)	400 / 80		<0.24	<0.24	<0.24	<0.24	<0.24	<0.24	<0.24	<0.074	<0.50	<0.70	<0.60
Vinyl chloride (ug/L)	0.2 / 0.02		<0.11	<0.11	<0.11	<0.11	<0.11	<0.11	<0.11	<0.065	<0.12	<0.12	<0.15
Chloromethane (ug/L)	30 / 3		<0.090	<0.090	<0.090	<0.090	<0.090	<0.090	J ^(0.57)	<0.074	<0.30	<0.24	<0.30
Methylene chloride (ug/L)	5 / 0.5		<0.45	<0.45	<0.45	<0.45	<0.45	<0.45	<0.45	<0.44	<0.50	<0.40	<1.0
p/m Xylene (ug/L)	Total Xylenes		<0.31	<0.31	<0.31	<0.31	<0.31	<0.31	<0.31	<0.13	<0.70	<1.0	<0.90
o-Xylene (ug/L)	2000 / 400		0.59	<0.35	<0.35	<0.35	<0.35	<0.35	<0.35	<0.062	<0.30	<0.40	<0.60
Toluene (ug/L)	800 / 160		<0.16	<0.16	<0.16	<0.16	<0.16	<0.16	<0.16	<0.069	<0.40	<0.40	<0.40

ES / PAL	362 Brookwood Dr. (cont.)		
	Dec-06	Jul-08	
Dichlorodifluoromethane (ug/L)	1000 / 200	<0.29	<0.40
Tetrachloroethene (ug/L)	5 / 0.5	<0.29	<0.40
trans-1,2-Dichloroethene (ug/L)	100 / 20	<0.40	<0.50
1,1,1-Trichloroethane (ug/L)	200 / 40	<0.50	<0.60
1,1-Dichloroethene (ug/L)	7 / 0.7	<0.30	<0.40
1,2-Dichloroethane (ug/L)	5 / 0.5	<0.50	<0.30
1,1,2-Trichloroethane (ug/L)	5 / 0.5	<0.50	<0.50
Trichloroethene (ug/L)	5 / 0.5	J ^(0.42)	<0.15
1,1-Dichloroethane (ug/L)	850 / 85	<0.40	<0.40
cis-1,2-Dichloroethene (ug/L)	70 / 7	<0.40	<0.40
Trichlorofluoromethane (ug/L)	3490 / 698	<0.70	<0.40
Chloroethane (ug/L)	400 / 80	<0.60	<0.40
Vinyl chloride (ug/L)	0.2 / 0.02	<0.15	<0.15
Chloromethane (ug/L)	30 / 3	<0.30	<0.30
Methylene chloride (ug/L)	5 / 0.5	<1.0	<0.50
p/m Xylene (ug/L)	Total Xylenes	<0.90	<0.50
o-Xylene (ug/L)	2000 / 400	<0.60	<0.50
Toluene (ug/L)	800 / 160	<0.40	<0.20

J- Result is less than the LOQ but greater than the LOD.

B- Parameter was detected in the method blank.

LOD- Limit of Detection

²- May be associated with chlorination of well.

LOQ-Limit of Quantification

^D- Quantification was performed on a dilution of the sample.

ug/L- Micrograms per Liter (parts per billion).

- Indicates Detection.

*- Inorganic water quality data available.

ND- No Detect.

P/NP- Present/Not Present

NA- Not Analyzed

- Analytical data obtained from the WDNR Special Well Construction Area Data Base, Town of Hudson, Wisconsin.

TABLE 1 (cont.)

ES / PAL	365 Brookwood Dr.*												
	Mar-92	Feb-96	Aug-98	Jan-01	Jun-01	Dec-01	Jun-02	Dec-02	Jul-03	Dec-03	Jun-04	Jan-05	
Dichlorodifluoromethane (ug/L)	1000 / 200		<0.14	<0.14	<0.14	<0.14	<0.14	<0.14	<0.14	<0.14	<0.14	<0.063	<0.40
Tetrachloroethene (ug/L)	5 / 0.5	ND	<0.13	<0.13	<0.13	<0.13	<0.13	<0.13	<0.13	<0.13	<0.13	<0.075	<0.40
trans-1,2-Dichloroethene (ug/L)	100 / 20		<0.11	<0.11	<0.11	<0.11	<0.11	<0.11	<0.11	<0.11	<0.11	<0.059	<0.50
1,1,1-Trichloroethane (ug/L)	200 / 40	ND	<0.19	<0.19	<0.19	<0.19	<0.19	<0.19	<0.19	<0.19	0.55	<0.19	<0.065
1,1-Dichloroethene (ug/L)	7 / 0.7	ND	<0.10	<0.10	<0.10	<0.10	<0.10	<0.10	<0.10	<0.10	<0.10	<0.061	<0.30
1,2-Dichloroethane (ug/L)	5 / 0.5		<0.27	<0.27	<0.27	<0.27	<0.27	<0.27	<0.27	<0.27	<0.27	<0.054	<0.40
1,1,2-Trichloroethane (ug/L)	5 / 0.5		<0.18	<0.18	<0.18	<0.18	<0.18	<0.18	<0.18	<0.18	<0.18	<0.052	<0.40
Trichloroethene (ug/L)	5 / 0.5	ND	<0.14	<0.14	J ^(0.15)	J ^(0.20)	<0.14	<0.14	<0.14	J ^(0.17)	J ^(0.14)	<0.074	0.20
1,1-Dichloroethane (ug/L)	850 / 85	ND	<0.26	<0.26	<0.26	<0.26	<0.26	<0.26	<0.26	<0.26	<0.26	<0.057	<0.50
cis-1,2-Dichloroethene (ug/L)	70 / 7		<0.12	<0.12	<0.12	<0.12	<0.12	<0.12	<0.12	<0.12	<0.12	<0.055	<0.25
Trichlorofluoromethane (ug/L)	3490 / 698	ND	<0.51	<0.51	<0.51	<0.51	<0.51	<0.51	<0.51	<0.51	<0.51	<0.060	<0.50
Chloroethane (ug/L)	400 / 80		<0.24	<0.24	<0.24	<0.24	<0.24	<0.24	<0.24	<0.24	<0.24	<0.074	<0.50
Vinyl chloride (ug/L)	0.2 / 0.02		<0.11	<0.11	<0.11	<0.11	<0.11	<0.11	<0.11	<0.11	<0.11	<0.065	<0.12
Chloromethane (ug/L)	30 / 3		<0.090	<0.090	<0.090	<0.090	<0.090	<0.090	<0.090	<0.090	<0.090	<0.074	<0.30
Methylene chloride (ug/L)	5 / 0.5		<0.45	<0.45	<0.45	<0.45	<0.45	<0.45	<0.45	<0.45	<0.45	<0.44	<0.50
p/m Xylene (ug/L)	Total Xylenes		<0.31	<0.31	<0.31	<0.31	<0.31	<0.31	<0.31	<0.31	<0.31	<0.13	<0.70
o-Xylene (ug/L)	2000 / 400		<0.35	<0.35	<0.35	<0.35	<0.35	<0.35	<0.35	<0.35	<0.35	<0.062	<0.30
Toluene (ug/L)	800 / 160		<0.16	<0.16	<0.16	<0.16	<0.16	<0.16	<0.16	<0.16	<0.16	<0.069	<0.40

ES / PAL	365 Brookwood Dr.* (cont.)							
	May-05	Dec-05	Jul-06	Dec-06	Dec-07	Feb-08	Nov-08	
Dichlorodifluoromethane (ug/L)	1000 / 200	<0.60	<0.60	<0.29	<0.29	<0.40	<0.40	
Tetrachloroethene (ug/L)	5 / 0.5	<0.40	<0.40	<0.29	<0.29	<0.40	<0.40	
trans-1,2-Dichloroethene (ug/L)	100 / 20	<0.60	<0.60	<0.40	<0.40	<0.50	<0.50	
1,1,1-Trichloroethane (ug/L)	200 / 40	<0.60	<0.60	<0.50	<0.50	<0.60	<0.60	
1,1-Dichloroethene (ug/L)	7 / 0.7	<0.50	<0.50	<0.30	<0.30	<0.40	<0.40	
1,2-Dichloroethane (ug/L)	5 / 0.5	<0.50	<0.50	<0.50	<0.50	<0.30	<0.30	
1,1,2-Trichloroethane (ug/L)	5 / 0.5	<0.40	<0.40	<0.50	<0.50	<0.50	<0.50	
Trichloroethene (ug/L)	5 / 0.5	<0.15	<0.15	<0.15	<0.15	1.1	J ^(0.22)	
1,1-Dichloroethane (ug/L)	850 / 85	<0.50	<0.50	<0.40	<0.40	<0.40	<0.40	
cis-1,2-Dichloroethene (ug/L)	70 / 7	<0.60	<0.60	<0.40	<0.40	<0.40	<0.40	
Trichlorofluoromethane (ug/L)	3490 / 698	<0.50	<0.50	<0.70	<0.70	<0.40	<0.40	
Chloroethane (ug/L)	400 / 80	<0.70	<0.70	<0.60	<0.60	<0.40	<0.40	
Vinyl chloride (ug/L)	0.2 / 0.02	<0.12	<0.12	<0.15	<0.15	<0.15	<0.15	
Chloromethane (ug/L)	30 / 3	<0.24	<0.24	<0.30	<0.30	<0.30	J ^(0.64)	
Methylene chloride (ug/L)	5 / 0.5	<0.40	<0.40	<1.0	<1.0	<0.50	<0.50	
p/m Xylene (ug/L)	Total Xylenes	<1.0	<1.0	<0.90	<0.90	<0.50	<0.50	
o-Xylene (ug/L)	2000 / 400	<0.40	<0.40	<0.60	<0.60	<0.50	<0.50	
Toluene (ug/L)	800 / 160	<0.40	<0.40	<0.40	<0.40	<0.20	<0.20	

J- Result is less than the LOQ but greater than the LOD.

B- Parameter was detected in the method blank.

LOD- Limit of Detection

z- May be associated with chlorination of well.

LOQ-Limit of Quantification

u- Quantification was performed on a dilution of the sample.

ug/L- Micrograms per Liter (parts per billion).

- Indicates Detection.

*- Inorganic water quality data available.

ND- No Detect.

P/NP- Present/Not Present

NA- Not Analyzed

- Analytical data obtained from the WDNR Special Well Construction Area Data Base, Town of Hudson, Wisconsin.

TABLE 1 (cont.)

		366 Brookwood Dr.									
ES / PAL		Sep-85	Apr-92	Jan-99	Jun-01	Jun-02	Jul-03	Jun-04	May-05	Jul-06	Jun-08
Dichlorodifluoromethane (ug/L)	1000 / 200			<0.14	<0.14	<0.14	<0.14	<0.063	<0.60	<0.29	<0.40
Tetrachloroethene (ug/L)	5 / 0.5	ND	ND	<0.13	<0.13	<0.13	<0.13	<0.075	<0.40	<0.29	<0.40
trans-1,2-Dichloroethene (ug/L)	100 / 20			<0.11	<0.11	<0.11	<0.11	<0.059	<0.60	<0.40	<0.50
1,1,1-Trichloroethane (ug/L)	200 / 40	ND	ND	<0.19	<0.19	<0.19	<0.19	<0.065	<0.60	<0.50	<0.60
1,1-Dichloroethene (ug/L)	7 / 0.7	ND	ND	<0.10	<0.10	<0.10	<0.10	<0.061	<0.50	<0.30	<0.40
1,2-Dichloroethane (ug/L)	5 / 0.5			<0.27	<0.27	<0.27	<0.27	<0.054	<0.50	<0.50	<0.30
1,1,2-Trichloroethane (ug/L)	5 / 0.5			<0.18	<0.18	<0.18	<0.18	<0.052	<0.40	<0.50	<0.50
Trichloroethene (ug/L)	5 / 0.5	ND	ND	<0.14	<0.14	<0.14	<0.14	<0.074	<0.15	<0.15	<0.15
1,1-Dichloroethane (ug/L)	850 / 85	ND	ND	<0.26	<0.26	<0.26	<0.26	<0.057	<0.50	<0.40	<0.40
cis-1,2-Dichloroethene (ug/L)	70 / 7			<0.12	<0.12	<0.12	<0.12	<0.055	<0.60	<0.40	<0.40
Trichlorofluoromethane (ug/L)	3490 / 698	ND	ND	<0.51	<0.51	<0.51	<0.51	<0.060	<0.50	<0.70	<0.40
Chloroethane (ug/L)	400 / 80			<0.24	<0.24	<0.24	<0.24	<0.074	<0.70	<0.30	<0.40
Vinyl chloride (ug/L)	0.2 / 0.02			<0.11	<0.11	<0.11	<0.11	<0.065	<0.12	<0.15	<0.15
Chloromethane (ug/L)	30 / 3			<0.090	<0.090	<0.090	<0.090	<0.074	<0.24	<0.30	<0.30
Methylene chloride (ug/L)	5 / 0.5			<0.45	<0.45	<0.45	<0.45	<0.44	<0.40	<1.0	<0.50
p/m Xylene (ug/L)	Total Xylenes			<0.31	<0.31	<0.31	<0.31	<0.13	<1.0	<0.90	<0.50
o-Xylene (ug/L)	2000 / 400			<0.35	<0.35	<0.35	<0.35	<0.062	<0.40	<0.60	<0.50
Toluene (ug/L)	800 / 160			<0.16	<0.16	<0.16	<0.16	<0.069	<0.40	<0.40	<0.20

		367 Brookwood Dr.												
ES / PAL		Aug-98	Jan-99	Nov-00	Jun-01	Dec-01	Jun-02	Jan-03	Jul-03	Jan-04	Jul-04	Jan-05	May-05	
Dichlorodifluoromethane (ug/L)	1000 / 200	<0.14	<0.14	<0.14	<0.14	<0.14	<0.14	<0.14	<0.14	<0.14	<0.14	<0.063	<0.40	<0.60
Tetrachloroethene (ug/L)	5 / 0.5	<0.13	<0.13	<0.13	<0.13	<0.13	<0.13	<0.13	<0.13	<0.13	<0.13	<0.075	<0.40	<0.40
trans-1,2-Dichloroethene (ug/L)	100 / 20	<0.11	<0.11	<0.11	<0.11	<0.11	<0.11	<0.11	<0.11	<0.11	<0.11	<0.059	<0.50	<0.60
1,1,1-Trichloroethane (ug/L)	200 / 40	<0.19	B J ^(0.22)	<0.19	<0.19	<0.19	<0.19	<0.19	<0.19	<0.19	<0.19	<0.065	<0.50	<0.60
1,1-Dichloroethene (ug/L)	7 / 0.7	<0.10	<0.10	<0.10	<0.10	<0.10	<0.10	<0.10	<0.10	<0.10	<0.10	<0.061	<0.30	<0.50
1,2-Dichloroethane (ug/L)	5 / 0.5	<0.27	<0.27	<0.27	<0.27	<0.27	<0.27	<0.27	<0.27	<0.27	<0.27	<0.054	<0.40	<0.50
1,1,2-Trichloroethane (ug/L)	5 / 0.5	<0.18	<0.18	<0.18	<0.18	<0.18	<0.18	<0.18	<0.18	<0.18	<0.18	<0.052	<0.40	<0.40
Trichloroethene (ug/L)	5 / 0.5	<0.14	<0.14	<0.14	J ^(0.20)	<0.14	<0.14	J ^(0.17)	J ^(0.23)	J ^(0.14)	<0.074	J ^(0.25)	<0.15	<0.15
1,1-Dichloroethane (ug/L)	850 / 85	<0.26	<0.26	<0.26	<0.26	<0.26	<0.26	<0.26	<0.26	<0.26	<0.26	<0.057	<0.50	<0.50
cis-1,2-Dichloroethene (ug/L)	70 / 7	<0.12	<0.12	<0.12	<0.12	<0.12	<0.12	<0.12	<0.12	<0.12	<0.12	<0.055	<0.25	<0.60
Trichlorofluoromethane (ug/L)	3490 / 698	<0.51	<0.51	<0.51	<0.51	<0.51	<0.51	<0.51	<0.51	<0.51	<0.51	<0.060	<0.50	<0.50
Chloroethane (ug/L)	400 / 80	<0.24	<0.24	<0.24	<0.24	<0.24	<0.24	<0.24	<0.24	<0.24	<0.24	<0.074	<0.50	<0.70
Vinyl chloride (ug/L)	0.2 / 0.02	<0.11	<0.11	<0.11	<0.11	<0.11	<0.11	<0.11	<0.11	<0.11	<0.11	<0.065	<0.12	<0.12
Chloromethane (ug/L)	30 / 3	<0.090	<0.090	<0.090	<0.090	<0.090	<0.090	<0.090	<0.090	<0.090	<0.090	<0.074	<0.30	<0.24
Methylene chloride (ug/L)	5 / 0.5	<0.45	<0.45	<0.45	<0.45	<0.45	<0.45	<0.45	<0.45	<0.45	<0.45	<0.44	<0.50	<0.40
p/m Xylene (ug/L)	Total Xylenes	<0.31	<0.31	<0.31	<0.31	<0.31	<0.31	<0.31	<0.31	<0.31	<0.31	<0.13	<0.70	<1.0
o-Xylene (ug/L)	2000 / 400	<0.35	<0.35	<0.35	<0.35	<0.35	<0.35	<0.35	<0.35	<0.35	<0.35	<0.062	<0.30	<0.40
Toluene (ug/L)	800 / 160	<0.16	<0.16	<0.16	<0.16	<0.16	<0.16	<0.16	<0.16	<0.16	<0.16	<0.069	<0.40	<0.40

J- Result is less than the LOQ but greater than the LOD.

B- Parameter was detected in the method blank.

LOD- Limit of Detection

²- May be associated with chlorination of well.

LOQ-Limit of Quantification

⁰-Quantification was performed on a dilution of the sample.

ug/L- Micrograms per Liter (parts per billion).

J - Indicates Detection.

*- Inorganic water quality data available.

ND- No Detect.

P/NP- Present/Not Present

NA- Not Analyzed

- Analytical data obtained from the WDNR Special Well Construction Area Data Base, Town of Hudson, Wisconsin.

TABLE 1 (cont.)

ES / PAL	367 Brookwood Dr. (cont.)					
	Dec-05	Jul-06	Dec-06	Jun-07	Jun-08	
Dichlorodifluoromethane (ug/L)	1000 / 200	<0.60	<0.60	<0.29	<0.40	<0.40
Tetrachloroethene (ug/L)	5 / 0.5	<0.40	<0.29	<0.29	<0.40	<0.40
trans-1,2-Dichloroethene (ug/L)	100 / 20	<0.60	<0.40	<0.40	<0.50	<0.50
1,1,1-Trichloroethane (ug/L)	200 / 40	<0.60	<0.50	<0.50	<0.60	<0.60
1,1-Dichloroethene (ug/L)	7 / 0.7	<0.50	<0.30	<0.30	<0.40	<0.40
1,2-Dichloroethane (ug/L)	5 / 0.5	<0.50	<0.50	<0.50	<0.30	<0.30
1,1,2-Trichloroethane (ug/L)	5 / 0.5	<0.40	<0.50	<0.50	<0.50	<0.50
Trichloroethene (ug/L)	5 / 0.5	<0.15	<0.15	<0.15	<0.15	<0.15
1,1-Dichloroethane (ug/L)	850 / 85	<0.50	<0.40	<0.40	<0.40	<0.40
cis-1,2-Dichloroethene (ug/L)	70 / 7	<0.60	<0.40	<0.40	<0.40	<0.40
Trichlorofluoromethane (ug/L)	3490 / 698	<0.50	<0.70	<0.70	<0.40	<0.40
Chloroethane (ug/L)	400 / 80	<0.70	<0.60	<0.60	<0.40	<0.40
Vinyl chloride (ug/L)	0.2 / 0.02	<0.12	<0.15	<0.15	<0.15	<0.15
Chloromethane (ug/L)	30 / 3	<0.24	<0.30	<0.30	<0.30	<0.30
Methylene chloride (ug/L)	5 / 0.5	<0.40	<1.0	<1.0	<0.50	<0.50
p/m Xylene (ug/L)	Total Xylenes	<1.0	<0.90	<0.90	<0.50	<0.50
o-Xylene (ug/L)	2000 / 400	<0.40	<0.60	<0.60	<0.50	<0.50
Toluene (ug/L)	800 / 160	<0.40	<0.40	<0.40	<0.20	<0.20

ES / PAL	369	373	395	399
	Brookwood Dr.	Brookwood Dr.	Brookwood Dr.	Brookwood Dr.
	Apr-92	Sep-85	Apr-92	Oct-92
Dichlorodifluoromethane (ug/L)	1000 / 200			
Tetrachloroethene (ug/L)	5 / 0.5	ND	ND	ND
trans-1,2-Dichloroethene (ug/L)	100 / 20			
1,1,1-Trichloroethane (ug/L)	200 / 40	ND	ND	ND
1,1-Dichloroethene (ug/L)	7 / 0.7	ND	ND	ND
1,2-Dichloroethane (ug/L)	5 / 0.5			
1,1,2-Trichloroethane (ug/L)	5 / 0.5			
Trichloroethene (ug/L)	5 / 0.5	ND	ND	ND
1,1-Dichloroethane (ug/L)	850 / 85	ND	ND	ND
cis-1,2-Dichloroethene (ug/L)	70 / 7			
Trichlorofluoromethane (ug/L)	3490 / 698	ND	ND	ND
Chloroethane (ug/L)	400 / 80			
Vinyl chloride (ug/L)	0.2 / 0.02			
Chloromethane (ug/L)	30 / 3			
Methylene chloride (ug/L)	5 / 0.5			
p/m Xylene (ug/L)	Total Xylenes			
o-Xylene (ug/L)	2000 / 400			
Toluene (ug/L)	800 / 160			

J- Result is less than the LOQ but greater than the LOD.

B- Parameter was detected in the method blank.

LOD- Limit of Detection

²- May be associated with chlorination of well.

LOQ-Limit of Quantification

^D-Quantification was performed on a dilution of the sample.

ug/L- Micrograms per Liter (parts per billion).

 - Indicates Detection.

*- Inorganic water quality data available.

ND- No Detect.

P/NP- Present/Not Present

NA- Not Analyzed

- Analytical data obtained from the WDNR Special Well Construction Area Data Base, Town of Hudson, Wisconsin.

TABLE 1 (cont.)

		398 Brookwood Dr.								
ES / PAL	Apr-92	Mar-00	Jun-01	Jun-02	Jul-03	Jul-04	May-05	Jul-06	Jun-08	
Dichlorodifluoromethane (ug/L)	1000 / 200		<0.14	<0.14	<0.14	<0.14	<0.063	<0.60	<0.29	<0.40
Tetrachloroethene (ug/L)	5 / 0.5	ND	<0.13	<0.13	<0.13	<0.13	<0.075	<0.40	<0.29	<0.40
trans-1,2-Dichloroethene (ug/L)	100 / 20		<0.11	<0.11	<0.11	<0.11	<0.059	<0.60	<0.40	<0.50
1,1,1-Trichloroethane (ug/L)	200 / 40	ND	<0.19	<0.19	<0.19	<0.19	<0.065	<0.60	<0.50	<0.60
1,1-Dichloroethene (ug/L)	7 / 0.7	ND	<0.10	<0.10	<0.10	<0.10	<0.061	<0.50	<0.30	<0.40
1,2-Dichloroethane (ug/L)	5 / 0.5		<0.27	<0.27	<0.27	<0.27	<0.054	<0.50	<0.50	<0.30
1,1,2-Trichloroethane (ug/L)	5 / 0.5		<0.18	<0.18	<0.18	<0.18	<0.052	<0.40	<0.50	<0.50
Trichloroethene (ug/L)	5 / 0.5	ND	<0.14	<0.14	<0.14	<0.14	J ^(0.17)	<0.15	<0.15	J ^(0.20)
1,1-Dichloroethane (ug/L)	850 / 85	ND	<0.26	<0.26	<0.26	<0.26	<0.057	<0.50	<0.40	<0.40
cis-1,2-Dichloroethene (ug/L)	70 / 7		<0.12	<0.12	<0.12	<0.12	<0.055	<0.60	<0.40	<0.40
Trichlorofluoromethane (ug/L)	3490 / 698	ND	<0.51	<0.51	<0.51	<0.51	<0.060	<0.50	<0.70	<0.40
Chloroethane (ug/L)	400 / 80		<0.24	<0.24	<0.24	<0.24	<0.074	<0.70	<0.60	<0.40
Vinyl chloride (ug/L)	0.2 / 0.02		<0.11	<0.11	<0.11	<0.11	<0.065	<0.12	<0.15	<0.15
Chloromethane (ug/L)	30 / 3		<0.090	<0.090	<0.090	<0.090	<0.074	<0.24	<0.30	<0.30
Methylene chloride (ug/L)	5 / 0.5		<0.45	<0.45	<0.45	<0.45	<0.44	<0.40	<1.0	<0.50
p/m Xylene (ug/L)	Total Xylenes		<0.31	<0.31	<0.31	<0.31	<0.13	<1.0	<0.90	<0.50
o-Xylene (ug/L)	2000 / 400		<0.35	<0.35	<0.35	<0.35	<0.062	<0.40	<0.60	<0.50
Toluene (ug/L)	800 / 160		<0.16	<0.16	<0.16	<0.16	<0.069	<0.40	<0.40	<0.20

		402 Brookwood Dr.							
ES / PAL	Apr-92	Mar-00	Jun-01	Jun-02	Jul-03	May-05	Jul-06	Jun-08	
Dichlorodifluoromethane (ug/L)	1000 / 200		<0.14	<0.14	<0.14	<0.14	<0.60	<0.29	<0.40
Tetrachloroethene (ug/L)	5 / 0.5	ND	<0.13	<0.13	<0.13	<0.13	<0.40	<0.29	<0.40
trans-1,2-Dichloroethene (ug/L)	100 / 20		<0.11	<0.11	<0.11	<0.11	<0.60	<0.40	<0.50
1,1,1-Trichloroethane (ug/L)	200 / 40	ND	<0.19	<0.19	<0.19	<0.19	<0.60	<0.50	<0.60
1,1-Dichloroethene (ug/L)	7 / 0.7	ND	<0.10	<0.10	<0.10	<0.10	<0.50	<0.30	<0.40
1,2-Dichloroethane (ug/L)	5 / 0.5		<0.27	<0.27	<0.27	<0.27	<0.50	<0.50	<0.30
1,1,2-Trichloroethane (ug/L)	5 / 0.5		<0.18	<0.18	<0.18	<0.18	<0.40	<0.50	<0.50
Trichloroethene (ug/L)	5 / 0.5	ND	<0.14	J ^(0.17)	<0.14	J ^(0.19)	<0.15	J ^(0.26)	J ^(0.23)
1,1-Dichloroethane (ug/L)	850 / 85	ND	<0.26	<0.26	<0.26	<0.26	<0.50	<0.40	<0.40
cis-1,2-Dichloroethene (ug/L)	70 / 7		<0.12	<0.12	<0.12	<0.12	<0.60	<0.40	<0.40
Trichlorofluoromethane (ug/L)	3490 / 698	ND	<0.51	<0.51	<0.51	<0.51	<0.50	<0.70	<0.40
Chloroethane (ug/L)	400 / 80		<0.24	<0.24	<0.24	<0.24	<0.70	<0.60	<0.40
Vinyl chloride (ug/L)	0.2 / 0.02		<0.11	<0.11	<0.11	<0.11	<0.12	<0.15	<0.15
Chloromethane (ug/L)	30 / 3		<0.090	<0.090	<0.090	<0.090	<0.24	<0.30	<0.30
Methylene chloride (ug/L)	5 / 0.5		<0.45	<0.45	<0.45	<0.45	<0.40	<1.0	<0.50
p/m Xylene (ug/L)	Total Xylenes		<0.31	<0.31	<0.31	<0.31	<1.0	<0.90	<0.50
o-Xylene (ug/L)	2000 / 400		<0.35	<0.35	<0.35	<0.35	<0.40	<0.60	<0.50
Toluene (ug/L)	800 / 160		<0.16	<0.16	<0.16	<0.16	<0.40	<0.40	J ^(0.25)

J- Result is less than the LOQ but greater than the LOD.

B- Parameter was detected in the method blank.

LOD- Limit of Detection

²- May be associated with chlorination of well.

LOQ-Limit of Quantification

⁰-Quantification was performed on a dilution of the sample.

ug/L- Micrograms per Liter (parts per billion).

J - Indicates Detection.

*- Inorganic water quality data available.

ND- No Detect.

P/NP- Present/Not Present

NA- Not Analyzed

- Analytical data obtained from the WDNR Special Well Construction Area Data Base, Town of Hudson, Wisconsin.

TABLE 1 (cont.)

ES / PAL	405 Brookwood Dr.										
	Apr-92	Mar-00	Jul-01	Jun-02	Jan-04	Jul-04	May-05	Jul-06	Aug-06	Jun-08	
Dichlorodifluoromethane (ug/L)	1000 / 200	<0.14	<0.14	<0.14	<0.14	<0.14	<0.063	<0.60	<0.29	<0.29	<0.40
Tetrachloroethene (ug/L)	5 / 0.5	ND	<0.13	<0.13	<0.13	<0.13	<0.075	<0.40	<0.29	<0.29	<0.40
trans-1,2-Dichloroethene (ug/L)	100 / 20	<0.11	<0.11	<0.11	<0.11	<0.11	<0.059	<0.60	<0.40	<0.40	<0.50
1,1,1-Trichloroethane (ug/L)	200 / 40	ND	<0.19	<0.19	<0.19	<0.19	<0.065	<0.60	<0.50	<0.50	<0.60
1,1-Dichloroethene (ug/L)	7 / 0.7	ND	<0.10	<0.10	<0.10	<0.10	<0.061	<0.50	<0.30	<0.30	<0.40
1,2-Dichloroethane (ug/L)	5 / 0.5		<0.27	<0.27	<0.27	<0.27	<0.054	<0.50	<0.50	<0.50	<0.30
1,1,2-Trichloroethane (ug/L)	5 / 0.5		<0.18	<0.18	<0.18	<0.18	<0.052	<0.40	<0.50	<0.50	<0.50
Trichloroethene (ug/L)	5 / 0.5	ND	<0.14	J ^(0.28)	<0.14	<0.14	<0.074	<0.15	J ^(0.15)	<0.15	J ^(0.15)
1,1-Dichloroethane (ug/L)	850 / 85	ND	<0.26	<0.26	<0.26	<0.26	<0.057	<0.50	<0.40	<0.40	<0.40
cis-1,2-Dichloroethene (ug/L)	70 / 7		<0.12	<0.12	<0.12	<0.12	<0.055	<0.60	<0.40	<0.40	<0.40
Trichlorofluoromethane (ug/L)	3490 / 698	ND	<0.51	<0.51	<0.51	<0.51	<0.060	<0.50	<0.70	<0.70	<0.40
Chloroethane (ug/L)	400 / 80		<0.24	<0.24	<0.24	<0.24	<0.074	<0.70	<0.60	<0.60	<0.40
Vinyl chloride (ug/L)	0.2 / 0.02		<0.11	<0.11	<0.11	<0.11	<0.065	<0.12	<0.15	<0.15	<0.15
Chloromethane (ug/L)	30 / 3		<0.090	<0.090	<0.090	<0.090	<0.074	<0.24	<0.30	<0.30	<0.30
Methylene chloride (ug/L)	5 / 0.5		<0.45	<0.45	<0.45	<0.45	<0.44	<0.40	<1.0	<1.0	<0.50
p/m Xylene (ug/L)	Total Xylenes		<0.31	<0.31	<0.31	<0.31	<0.13	<1.0	<0.90	<0.90	<0.50
o-Xylene (ug/L)	2000 / 400		<0.35	<0.35	<0.35	<0.35	<0.062	<0.40	<0.60	<0.60	<0.50
Toluene (ug/L)	800 / 160		<0.16	<0.16	<0.16	<0.16	<0.069	<0.40	<0.40	<0.40	<0.20

ES / PAL	406 Brookwood Dr.								
	Mar-00	Jun-01	Jun-02	Jun-03	Jun-04	May-05	Jul-06	Jun-08	
Dichlorodifluoromethane (ug/L)	1000 / 200	<0.14	<0.14	<0.14	<0.14	<0.063	<0.60	<0.29	<0.40
Tetrachloroethene (ug/L)	5 / 0.5	<0.13	<0.13	<0.13	<0.13	<0.075	<0.40	<0.29	<0.40
trans-1,2-Dichloroethene (ug/L)	100 / 20	<0.11	<0.11	<0.11	<0.11	<0.059	<0.60	<0.40	<0.50
1,1,1-Trichloroethane (ug/L)	200 / 40	<0.19	<0.19	<0.19	<0.19	<0.065	<0.60	<0.50	<0.60
1,1-Dichloroethene (ug/L)	7 / 0.7	<0.10	<0.10	<0.10	<0.10	<0.061	<0.50	<0.30	<0.40
1,2-Dichloroethane (ug/L)	5 / 0.5	<0.27	<0.27	<0.27	<0.27	<0.054	<0.50	<0.50	<0.30
1,1,2-Trichloroethane (ug/L)	5 / 0.5	<0.18	<0.18	<0.18	<0.18	<0.052	<0.40	<0.50	<0.50
Trichloroethene (ug/L)	5 / 0.5	<0.14	J ^(0.14)	<0.14	J ^(0.19)	<0.074	<0.15	J ^(0.18)	J ^(0.24)
1,1-Dichloroethane (ug/L)	850 / 85	<0.26	<0.26	<0.26	<0.26	<0.057	<0.50	<0.40	<0.40
cis-1,2-Dichloroethene (ug/L)	70 / 7	<0.12	<0.12	<0.12	<0.12	<0.055	<0.60	<0.40	<0.40
Trichlorofluoromethane (ug/L)	3490 / 698	<0.51	<0.51	<0.51	<0.51	<0.060	<0.50	<0.70	<0.40
Chloroethane (ug/L)	400 / 80	<0.24	<0.24	<0.24	<0.24	<0.074	<0.70	<0.60	<0.40
Vinyl chloride (ug/L)	0.2 / 0.02	<0.11	<0.11	<0.11	<0.11	<0.065	<0.12	<0.15	<0.15
Chloromethane (ug/L)	30 / 3	<0.090	<0.090	<0.090	<0.090	<0.074	<0.24	<0.30	<0.30
Methylene chloride (ug/L)	5 / 0.5	<0.45	<0.45	<0.45	<0.45	<0.44	<0.40	<1.0	<0.50
p/m Xylene (ug/L)	Total Xylenes	<0.31	<0.31	<0.31	<0.31	<0.13	<1.0	<0.90	<0.50
o-Xylene (ug/L)	2000 / 400	<0.35	<0.35	<0.35	<0.35	<0.062	<0.40	<0.60	<0.50
Toluene (ug/L)	800 / 160	<0.16	<0.16	<0.16	<0.16	<0.069	<0.40	<0.40	<0.20

J- Result is less than the LOQ but greater than the LOD.

B- Parameter was detected in the method blank.

LOD- Limit of Detection

²- May be associated with chlorination of well.

LOQ-Limit of Quantification

^D-Quantification was performed on a dilution of the sample.

ug/L- Micrograms per Liter (parts per billion).

J - Indicates Detection.

*- Inorganic water quality data available.

ND- No Detect.

P/NP- Present/Not Present

NA- Not Analyzed

- Analytical data obtained from the WDNR Special Well Construction Area Data Base, Town of Hudson, Wisconsin.

TABLE 1 (cont.)

	ES / PAL	409 Brookwood Dr.							
		Mar-00	Jun-01	Jun-02	Jun-03	Jun-04	May-05	Jul-06	Jun-08
Dichlorodifluoromethane (ug/L)	1000 / 200	<0.14	<0.14	<0.14	<0.14	<0.063	<0.60	<0.29	<0.40
Tetrachloroethene (ug/L)	5 / 0.5	<0.13	<0.13	<0.13	<0.13	<0.075	<0.40	<0.29	<0.40
trans-1,2-Dichloroethene (ug/L)	100 / 20	<0.11	<0.11	<0.11	<0.11	<0.059	<0.60	<0.40	<0.50
1,1,1-Trichloroethane (ug/L)	200 / 40	<0.19	<0.19	<0.19	<0.19	<0.065	<0.60	<0.50	<0.60
1,1-Dichloroethene (ug/L)	7 / 0.7	<0.10	<0.10	<0.10	<0.10	<0.061	<0.50	<0.30	<0.40
1,2-Dichloroethane (ug/L)	5 / 0.5	<0.27	<0.27	<0.27	<0.27	<0.054	<0.50	<0.50	<0.30
1,1,2-Trichloroethane (ug/L)	5 / 0.5	<0.18	<0.18	<0.18	<0.18	<0.052	<0.40	<0.50	<0.50
Trichloroethene (ug/L)	5 / 0.5	<0.14	<0.14	<0.14	J ^(0.14)	<0.074	<0.15	<0.15	<0.15
1,1-Dichloroethane (ug/L)	850 / 85	<0.26	<0.26	<0.26	<0.26	<0.057	<0.50	<0.40	<0.40
cis-1,2-Dichloroethene (ug/L)	70 / 7	<0.12	<0.12	<0.12	<0.12	<0.055	<0.60	<0.40	<0.40
Trichlorofluoromethane (ug/L)	3490 / 698	<0.51	<0.51	<0.51	<0.51	<0.060	<0.50	<0.70	<0.40
Chloroethane (ug/L)	400 / 80	<0.24	<0.24	<0.24	<0.24	<0.074	<0.70	<0.60	<0.40
Vinyl chloride (ug/L)	0.2 / 0.02	<0.11	<0.11	<0.11	<0.11	<0.065	<0.12	<0.15	<0.15
Chloromethane (ug/L)	30 / 3	<0.090	<0.090	<0.090	<0.090	<0.074	<0.24	J ^(0.34)	<0.30
Methylene chloride (ug/L)	5 / 0.5	<0.45	<0.45	<0.45	<0.45	<0.44	<0.40	<1.0	<0.50
p/m Xylene (ug/L)	Total Xylenes	<0.31	<0.31	<0.31	<0.31	<0.13	<1.0	<0.90	<0.50
o-Xylene (ug/L)	2000 / 400	<0.35	<0.35	<0.35	<0.35	<0.062	<0.40	<0.60	<0.50
Toluene (ug/L)	800 / 160	<0.16	<0.16	<0.16	<0.16	<0.069	<0.40	<0.40	<0.20

	ES / PAL	410 Brookwood Dr.												
		Jan-99	Mar-00	Jun-01	Dec-01	Jun-02	Jan-03	Jul-03	Dec-03	Jun-04	Jan-05	May-05	Dec-05	
Dichlorodifluoromethane (ug/L)	1000 / 200	<0.14	<0.14	<0.14	<0.14	<0.14	<0.14	<0.14	<0.14	<0.14	<0.063	<0.40	<0.60	<0.60
Tetrachloroethene (ug/L)	5 / 0.5	<0.13	<0.13	<0.13	<0.13	<0.13	<0.13	<0.13	<0.13	<0.13	<0.075	<0.40	<0.40	<0.40
trans-1,2-Dichloroethene (ug/L)	100 / 20	<0.11	<0.11	<0.11	<0.11	<0.11	<0.11	<0.11	<0.11	<0.11	<0.059	<0.50	<0.60	<0.60
1,1,1-Trichloroethane (ug/L)	200 / 40	<0.19	<0.19	<0.19	<0.19	<0.19	<0.19	<0.19	<0.19	<0.19	<0.065	<0.50	<0.60	<0.60
1,1-Dichloroethene (ug/L)	7 / 0.7	<0.10	<0.10	<0.10	<0.10	<0.10	<0.10	<0.10	<0.10	<0.10	<0.061	<0.30	<0.50	<0.50
1,2-Dichloroethane (ug/L)	5 / 0.5	<0.27	<0.27	<0.27	<0.27	<0.27	<0.27	<0.27	<0.27	<0.27	<0.054	<0.40	<0.50	<0.50
1,1,2-Trichloroethane (ug/L)	5 / 0.5	<0.18	<0.18	<0.18	<0.18	<0.18	<0.18	<0.18	<0.18	<0.18	<0.052	<0.40	<0.40	<0.40
Trichloroethene (ug/L)	5 / 0.5	J ^(0.14)	<0.14	J ^(0.15)	<0.14	<0.14	<0.14	J ^(0.15)	<0.14	<0.074	J ^(0.16)	<0.15	<0.15	
1,1-Dichloroethane (ug/L)	850 / 85	<0.26	<0.26	<0.26	<0.26	<0.26	<0.26	<0.26	<0.26	<0.26	<0.057	<0.50	<0.50	<0.50
cis-1,2-Dichloroethene (ug/L)	70 / 7	<0.12	<0.12	<0.12	<0.12	<0.12	<0.12	<0.12	<0.12	<0.12	<0.055	<0.25	<0.60	<0.60
Trichlorofluoromethane (ug/L)	3490 / 698	<0.51	<0.51	<0.51	<0.51	<0.51	<0.51	<0.51	<0.51	<0.51	<0.060	<0.50	<0.50	<0.50
Chloroethane (ug/L)	400 / 80	<0.24	<0.24	<0.24	<0.24	<0.24	<0.24	<0.24	<0.24	<0.24	<0.074	<0.50	<0.70	<0.70
Vinyl chloride (ug/L)	0.2 / 0.02	<0.11	<0.11	<0.11	<0.11	<0.11	<0.11	<0.11	<0.11	<0.11	<0.065	<0.12	<0.12	<0.12
Chloromethane (ug/L)	30 / 3	<0.090	<0.090	<0.090	<0.090	<0.090	<0.090	<0.090	<0.090	<0.090	<0.074	<0.30	<0.24	<0.24
Methylene chloride (ug/L)	5 / 0.5	<0.45	<0.45	<0.45	<0.45	<0.45	<0.45	<0.45	<0.45	<0.45	<0.44	<0.50	<0.40	<0.40
p/m Xylene (ug/L)	Total Xylenes	<0.31	<0.31	<0.31	<0.31	<0.31	<0.31	<0.31	<0.31	<0.31	<0.13	<0.70	<1.0	<1.0
o-Xylene (ug/L)	2000 / 400	<0.35	<0.35	<0.35	<0.35	<0.35	<0.35	<0.35	<0.35	<0.35	<0.062	<0.30	<0.40	<0.40
Toluene (ug/L)	800 / 160	<0.16	<0.16	<0.16	<0.16	<0.16	<0.16	<0.16	<0.16	<0.16	<0.069	<0.40	6.5	<0.40

J- Result is less than the LOQ but greater than the LOD.

B- Parameter was detected in the method blank.

LOD- Limit of Detection

²- May be associated with chlorination of well.

LOQ-Limit of Quantification

^D-Quantification was performed on a dilution of the sample.

ug/L- Micrograms per Liter (parts per billion).

- Indicates Detection.

*- Inorganic water quality data available.

ND- No Detect.

P/NP- Present/Not Present

NA- Not Analyzed

- Analytical data obtained from the WDNR Special Well Construction Area Data Base, Town of Hudson, Wisconsin.

TABLE 1 (cont.)

	ES / PAL	410 Brookwood Dr. (cont)			
		Jul-06	Aug-06	Mar-07	Jun-08
Dichlorodifluoromethane (ug/L)	1000 / 200	<0.29	<0.29	<0.29	<0.40
Tetrachloroethene (ug/L)	5 / 0.5	<0.29	<0.29	<0.29	<0.40
trans-1,2-Dichloroethene (ug/L)	100 / 20	<0.40	<0.40	<0.40	<0.50
1,1,1-Trichloroethane (ug/L)	200 / 40	<0.50	<0.50	<0.50	<0.60
1,1-Dichloroethene (ug/L)	7 / 0.7	<0.30	<0.30	<0.30	<0.40
1,2-Dichloroethane (ug/L)	5 / 0.5	<0.50	<0.50	<0.50	<0.30
1,1,2-Trichloroethane (ug/L)	5 / 0.5	<0.50	<0.50	<0.50	<0.50
Trichloroethene (ug/L)	5 / 0.5	J ^(0.19)	<0.15	J ^(0.16)	J ^(0.22)
1,1-Dichloroethane (ug/L)	850 / 85	<0.40	<0.40	<0.40	<0.40
cis-1,2-Dichloroethene (ug/L)	70 / 7	<0.40	<0.40	<0.40	<0.40
Trichlorofluoromethane (ug/L)	3490 / 698	<0.70	<0.70	<0.70	<0.40
Chloroethane (ug/L)	400 / 80	<0.60	<0.60	<0.60	<0.40
Vinyl chloride (ug/L)	0.2 / 0.02	<0.15	<0.15	<0.15	<0.15
Chloromethane (ug/L)	30 / 3	<0.30	<0.30	<0.30	<0.30
Methylene chloride (ug/L)	5 / 0.5	<1.0	<1.0	<1.0	<0.50
p/m Xylene (ug/L)	Total Xylenes	<0.90	<0.90	<0.90	<0.50
o-Xylene (ug/L)	2000 / 400	<0.60	<0.60	<0.60	<0.50
Toluene (ug/L)	800 / 160	<0.40	<0.40	<0.40	<0.20

	ES / PAL	413 Brookwood Dr.			
		Jun-04	May-05	Jul-06	Jun-08
Dichlorodifluoromethane (ug/L)	1000 / 200	<0.063	<0.60	<0.29	<0.40
Tetrachloroethene (ug/L)	5 / 0.5	<0.075	<0.40	<0.29	<0.40
trans-1,2-Dichloroethene (ug/L)	100 / 20	<0.059	<0.60	<0.40	<0.50
1,1,1-Trichloroethane (ug/L)	200 / 40	<0.065	<0.60	<0.50	<0.60
1,1-Dichloroethene (ug/L)	7 / 0.7	<0.061	<0.50	<0.30	<0.40
1,2-Dichloroethane (ug/L)	5 / 0.5	<0.054	<0.50	<0.50	<0.30
1,1,2-Trichloroethane (ug/L)	5 / 0.5	<0.052	<0.40	<0.50	<0.50
Trichloroethene (ug/L)	5 / 0.5	<0.074	<0.15	<0.15	<0.15
1,1-Dichloroethane (ug/L)	850 / 85	<0.057	<0.50	<0.40	<0.40
cis-1,2-Dichloroethene (ug/L)	70 / 7	<0.055	<0.60	<0.40	<0.40
Trichlorofluoromethane (ug/L)	3490 / 698	<0.060	<0.50	<0.70	<0.40
Chloroethane (ug/L)	400 / 80	<0.074	<0.70	<0.60	<0.40
Vinyl chloride (ug/L)	0.2 / 0.02	<0.065	<0.12	<0.15	<0.15
Chloromethane (ug/L)	30 / 3	<0.074	<0.24	<0.30	<0.30
Methylene chloride (ug/L)	5 / 0.5	<0.44	<0.40	<1.0	<0.50
p/m Xylene (ug/L)	Total Xylenes	<0.13	<1.0	<0.90	<0.50
o-Xylene (ug/L)	2000 / 400	<0.062	<0.40	<0.60	<0.50
Toluene (ug/L)	800 / 160	<0.069	<0.40	<0.40	<0.20

J- Result is less than the LOQ but greater than the LOD.

B- Parameter was detected in the method blank.

LOD- Limit of Detection

²- May be associated with chlorination of well.

LOQ-Limit of Quantification

^D-Quantification was performed on a dilution of the sample.

ug/L- Micrograms per Liter (parts per billion).

- Indicates Detection.

*- Inorganic water quality data available.

ND- No Detect.

P/NP- Present/Not Present

NA- Not Analyzed

- Analytical data obtained from the WDNR Special Well Construction Area Data Base, Town of Hudson, Wisconsin.

TABLE 1 (cont.)

	ES / PAL	414 Brookwood Dr.												
		Sep-85	Aug-98	Dec-00	Jun-01	Dec-01	Jun-02	Jan-03	Jul-03	Dec-03	Jun-04	Jan-05	May-05	
Dichlorodifluoromethane (ug/L)	1000 / 200		<0.14	<0.14	<0.14	<0.14	<0.14	<0.14	<0.14	<0.14	<0.14	<0.063	2.5	<0.60
Tetrachloroethene (ug/L)	5 / 0.5	ND	<0.13	<0.13	<0.13	<0.13	<0.13	<0.13	<0.13	<0.13	<0.13	<0.075	<0.40	<0.40
trans-1,2-Dichloroethene (ug/L)	100 / 20		<0.11	<0.11	<0.11	<0.11	<0.11	<0.11	<0.11	<0.11	<0.11	<0.059	<0.50	<0.60
1,1,1-Trichloroethane (ug/L)	200 / 40	ND	<0.19	<0.19	<0.19	<0.19	<0.19	<0.19	<0.19	<0.19	<0.19	<0.065	<0.50	<0.60
1,1-Dichloroethene (ug/L)	7 / 0.7	ND	<0.10	<0.10	<0.10	<0.10	<0.10	<0.10	<0.10	<0.10	<0.10	<0.061	<0.50	<0.50
1,2-Dichloroethane (ug/L)	5 / 0.5		<0.27	<0.27	<0.27	<0.27	<0.27	<0.27	<0.27	<0.27	<0.27	<0.054	<0.40	<0.50
1,1,2-Trichloroethane (ug/L)	5 / 0.5		<0.18	<0.18	<0.18	<0.18	<0.18	<0.18	<0.18	<0.18	<0.18	<0.052	<0.40	<0.40
Trichloroethene (ug/L)	5 / 0.5	ND	J ^(0.29)	J ^(0.15)	J ^(0.21)	<0.14	<0.14	<0.14	J ^(0.22)	<0.14	<0.074	J ^(0.30)	<0.15	
1,1-Dichloroethane (ug/L)	850 / 85	ND	<0.26	<0.26	<0.26	<0.26	<0.26	<0.26	<0.26	<0.26	<0.26	<0.057	<0.50	<0.50
cis-1,2-Dichloroethene (ug/L)	70 / 7		<0.12	<0.12	<0.12	<0.12	<0.12	<0.12	<0.12	<0.12	<0.12	<0.055	<0.25	<0.60
Trichlorofluoromethane (ug/L)	3490 / 698	ND	<0.51	<0.51	<0.51	<0.51	<0.51	<0.51	<0.51	<0.51	<0.51	<0.060	<0.50	<0.50
Chloroethane (ug/L)	400 / 80		<0.24	<0.24	<0.24	<0.24	<0.24	<0.24	<0.24	<0.24	<0.24	<0.074	<0.50	<0.70
Vinyl chloride (ug/L)	0.2 / 0.02		<0.11	<0.11	<0.11	<0.11	<0.11	<0.11	<0.11	<0.11	<0.11	<0.065	<0.12	<0.12
Chloromethane (ug/L)	30 / 3		<0.090	<0.090	<0.090	<0.090	<0.090	<0.090	<0.090	<0.090	<0.090	<0.074	<0.30	<0.24
Methylene chloride (ug/L)	5 / 0.5		<0.45	<0.45	<0.45	<0.45	<0.45	<0.45	<0.45	<0.45	<0.45	<0.44	<0.50	<0.40
p/m Xylene (ug/L)	Total Xylenes		<0.31	<0.31	<0.31	<0.31	<0.31	<0.31	<0.31	<0.31	<0.31	<0.13	<0.70	<1.0
o-Xylene (ug/L)	2000 / 400		<0.35	<0.35	<0.35	<0.35	<0.35	<0.35	<0.35	<0.35	<0.35	<0.062	<0.30	<0.40
Toluene (ug/L)	800 / 160		<0.16	<0.16	<0.16	<0.16	<0.16	<0.16	<0.16	<0.16	<0.16	<0.069	<0.40	<0.40

	ES / PAL	414 Brookwood Dr. (cont.)				
		Dec-05	Jul-06	Dec-06	Jul-07	Jun-08
Dichlorodifluoromethane (ug/L)	1000 / 200	<0.60	<0.29	<0.29	<0.40	<0.40
Tetrachloroethene (ug/L)	5 / 0.5	<0.40	<0.29	<0.29	<0.40	<0.40
trans-1,2-Dichloroethene (ug/L)	100 / 20	<0.60	<0.40	<0.40	<0.50	<0.50
1,1,1-Trichloroethane (ug/L)	200 / 40	<0.60	<0.50	<0.50	<0.60	<0.60
1,1-Dichloroethene (ug/L)	7 / 0.7	<0.50	<0.30	<0.30	<0.40	<0.40
1,2-Dichloroethane (ug/L)	5 / 0.5	<0.50	<0.50	<0.50	<0.40	<0.30
1,1,2-Trichloroethane (ug/L)	5 / 0.5	<0.40	<0.50	<0.50	<0.50	<0.50
Trichloroethene (ug/L)	5 / 0.5	<0.15	<0.15	J ^(0.32)	J ^(0.28)	<0.15
1,1-Dichloroethane (ug/L)	850 / 85	<0.50	<0.40	<0.40	<0.40	<0.40
cis-1,2-Dichloroethene (ug/L)	70 / 7	<0.60	<0.40	<0.40	<0.40	<0.40
Trichlorofluoromethane (ug/L)	3490 / 698	<0.50	<0.70	<0.70	<0.40	<0.40
Chloroethane (ug/L)	400 / 80	<0.70	<0.60	<0.60	<0.40	<0.40
Vinyl chloride (ug/L)	0.2 / 0.02	<0.12	<0.15	<0.15	<0.15	<0.15
Chloromethane (ug/L)	30 / 3	<0.24	<0.30	<0.30	<0.30	<0.30
Methylene chloride (ug/L)	5 / 0.5	<0.40	<1.0	<1.0	<0.50	<0.50
p/m Xylene (ug/L)	Total Xylenes	<1.0	<0.90	<0.90	<0.50	<0.50
o-Xylene (ug/L)	2000 / 400	<0.40	<0.60	<0.60	<0.50	<0.50
Toluene (ug/L)	800 / 160	<0.40	J ^(0.47)	<0.40	<0.20	<0.20

J- Result is less than the LOQ but greater than the LOD.

B- Parameter was detected in the method blank.

LOD- Limit of Detection

²- May be associated with chlorination of well.

LOQ-Limit of Quantification

^D-Quantification was performed on a dilution of the sample.

ug/L- Micrograms per Liter (parts per billion).

J - Indicates Detection.

*- Inorganic water quality data available.

ND- No Detect.

P/NP- Present/Not Present

NA- Not Analyzed

- Analytical data obtained from the WDNR Special Well Construction Area Data Base, Town of Hudson, Wisconsin.

TABLE 1 (cont.)

ES / PAL	416 Brookwood Dr.*												
	Apr-92	Feb-96	Aug-98	Nov-00	Jun-01	Jan-02	Jun-02	Jan-03	Jul-03	Dec-03	Jun-04	Jan-05	
Dichlorodifluoromethane (ug/L)	1000 / 200		<0.14	<0.14	<0.14	<0.14	<0.14	<0.14	<0.14	<0.14	<0.14	<0.063	J ^(1.3)
Tetrachloroethene (ug/L)	5 / 0.5	ND	<0.13	<0.13	<0.13	<0.13	<0.13	<0.13	<0.13	<0.13	<0.13	<0.075	<0.40
trans-1,2-Dichloroethene (ug/L)	100 / 20		<0.11	<0.11	<0.11	<0.11	<0.11	<0.11	<0.11	<0.11	<0.11	<0.059	<0.50
1,1,1-Trichloroethane (ug/L)	200 / 40	ND	<0.19	<0.19	<0.19	<0.19	<0.19	<0.19	<0.19	<0.19	<0.19	<0.065	<0.50
1,1-Dichloroethene (ug/L)	7 / 0.7	ND	<0.10	<0.10	<0.10	<0.10	<0.10	<0.10	<0.10	<0.10	<0.10	<0.061	<0.30
1,2-Dichloroethane (ug/L)	5 / 0.5		<0.27	<0.27	<0.27	<0.27	<0.27	<0.27	<0.27	<0.27	<0.27	<0.054	<0.40
1,1,2-Trichloroethane (ug/L)	5 / 0.5		<0.18	<0.18	<0.18	<0.18	<0.18	<0.18	<0.18	<0.18	<0.18	<0.052	<0.40
Trichloroethene (ug/L)	5 / 0.5	ND	<0.14	<0.14	<0.14	J ^(0.18)	<0.14	<0.14	<0.14	J ^(0.21)	<0.14	<0.074	J ^(0.33)
1,1-Dichloroethane (ug/L)	850 / 85	ND	<0.26	<0.26	<0.26	<0.26	<0.26	<0.26	<0.26	<0.26	<0.26	<0.057	<0.50
cis-1,2-Dichloroethene (ug/L)	70 / 7		<0.12	<0.12	<0.12	<0.12	<0.12	<0.12	<0.12	<0.12	<0.12	<0.055	<0.25
Trichlorofluoromethane (ug/L)	3490 / 698	ND	<0.51	<0.51	<0.51	<0.51	<0.51	<0.51	<0.51	<0.51	<0.51	<0.060	<0.50
Chloroethane (ug/L)	400 / 80		<0.24	<0.24	<0.24	<0.24	<0.24	<0.24	<0.24	<0.24	<0.24	<0.074	<0.50
Vinyl chloride (ug/L)	0.2 / 0.02		<0.11	<0.11	<0.11	<0.11	<0.11	<0.11	<0.11	<0.11	<0.11	<0.065	<0.12
Chloromethane (ug/L)	30 / 3		<0.090	<0.090	<0.090	<0.090	<0.090	<0.090	<0.090	<0.090	<0.090	<0.074	<0.30
Methylene chloride (ug/L)	5 / 0.5		<0.45	<0.45	<0.45	<0.45	<0.45	<0.45	<0.45	<0.45	<0.45	<0.44	<0.50
p/m Xylene (ug/L)	Total Xylenes		<0.31	<0.31	<0.31	<0.31	<0.31	<0.31	<0.31	<0.31	<0.31	<0.13	<0.70
o-Xylene (ug/L)	2000 / 400		<0.35	<0.35	<0.35	<0.35	<0.35	<0.35	<0.35	<0.35	<0.35	<0.062	<0.30
Toluene (ug/L)	800 / 160		<0.16	<0.16	<0.16	<0.16	<0.16	<0.16	<0.16	<0.16	<0.16	<0.069	<0.40

ES / PAL	416 Brookwood Dr.* (cont.)						
	May-05	Dec-05	Jul-06	Dec-06	Jun-07	Jun-08	
Dichlorodifluoromethane (ug/L)	1000 / 200	<0.60	<0.60	<0.29	<0.29	<0.40	<0.40
Tetrachloroethene (ug/L)	5 / 0.5	<0.40	<0.40	<0.29	<0.29	<0.40	<0.40
trans-1,2-Dichloroethene (ug/L)	100 / 20	<0.60	<0.60	<0.40	<0.40	<0.50	<0.50
1,1,1-Trichloroethane (ug/L)	200 / 40	<0.60	<0.60	<0.50	<0.50	<0.60	<0.60
1,1-Dichloroethene (ug/L)	7 / 0.7	<0.50	<0.50	<0.30	<0.30	<0.40	<0.40
1,2-Dichloroethane (ug/L)	5 / 0.5	<0.50	<0.50	<0.40	<0.40	<0.30	<0.30
1,1,2-Trichloroethane (ug/L)	5 / 0.5	<0.40	<0.40	<0.50	<0.50	<0.50	<0.50
Trichloroethene (ug/L)	5 / 0.5	<0.15	<0.15	<0.15	J ^(0.25)	<0.15	J ^(0.27)
1,1-Dichloroethane (ug/L)	850 / 85	<0.50	<0.50	<0.40	<0.40	<0.40	<0.40
cis-1,2-Dichloroethene (ug/L)	70 / 7	<0.60	<0.60	<0.40	<0.40	<0.40	<0.40
Trichlorofluoromethane (ug/L)	3490 / 698	<0.50	<0.50	<0.70	<0.70	<0.40	<0.40
Chloroethane (ug/L)	400 / 80	<0.70	<0.70	<0.60	<0.60	<0.40	<0.40
Vinyl chloride (ug/L)	0.2 / 0.02	<0.12	<0.12	<0.15	<0.15	<0.15	<0.15
Chloromethane (ug/L)	30 / 3	<0.24	<0.24	<0.30	<0.30	<0.30	<0.30
Methylene chloride (ug/L)	5 / 0.5	<0.40	<0.40	<1.0	<1.0	<0.50	<0.50
p/m Xylene (ug/L)	Total Xylenes	<1.0	<1.0	<0.90	<0.90	<0.50	<0.50
o-Xylene (ug/L)	2000 / 400	<0.40	<0.40	<0.60	<0.60	<0.50	<0.50
Toluene (ug/L)	800 / 160	<0.40	<0.40	<0.40	<0.40	<0.20	<0.20

J- Result is less than the LOQ but greater than the LOD.

B- Parameter was detected in the method blank.

LOD- Limit of Detection

²- May be associated with chlorination of well.

LOQ-Limit of Quantification

⁰-Quantification was performed on a dilution of the sample.

ug/L- Micrograms per Liter (parts per billion).

J - Indicates Detection.

*- Inorganic water quality data available.

ND- No Detect.

P/NP- Present/Not Present

NA- Not Analyzed

- Analytical data obtained from the WDNR Special Well Construction Area Data Base, Town of Hudson, Wisconsin.

TABLE 1 (cont.)

	ES / PAL	419 Brookwood Dr.												
		Aug-98	Jan-99	Jan-01	Jul-01	Dec-01	Jun-02	Jan-03	Jul-03	Dec-03	Jun-04	Jan-05	May-05	
Dichlorodifluoromethane (ug/L)	1000 / 200	<0.14	<0.14	<0.14	<0.14	<0.14	<0.14	<0.14	<0.14	<0.14	<0.14	<0.063	<0.40	<0.60
Tetrachloroethene (ug/L)	5 / 0.5	<0.13	<0.13	<0.13	<0.13	<0.13	<0.13	<0.13	<0.13	<0.13	<0.13	<0.075	<0.40	<0.40
trans-1,2-Dichloroethene (ug/L)	100 / 20	<0.11	<0.11	<0.11	<0.11	<0.11	<0.11	<0.11	<0.11	<0.11	<0.11	<0.059	<0.50	<0.60
1,1,1-Trichloroethane (ug/L)	200 / 40	<0.19	<0.19	<0.19	<0.19	<0.19	<0.19	<0.19	<0.19	<0.19	<0.19	<0.065	<0.50	<0.60
1,1-Dichloroethene (ug/L)	7 / 0.7	<0.10	<0.10	<0.10	<0.10	<0.10	<0.10	<0.10	<0.10	<0.10	<0.10	<0.061	<0.30	<0.50
1,2-Dichloroethane (ug/L)	5 / 0.5	<0.27	<0.27	<0.27	<0.27	<0.27	<0.27	<0.27	<0.27	<0.27	<0.27	<0.054	<0.40	<0.50
1,1,2-Trichloroethane (ug/L)	5 / 0.5	<0.18	<0.18	<0.18	<0.18	<0.18	<0.18	<0.18	<0.18	<0.18	<0.18	<0.052	<0.40	<0.40
Trichloroethene (ug/L)	5 / 0.5	<0.14	J ^(0.22)	<0.14	0.34	<0.14	<0.14	<0.14	J ^(0.17)	<0.14	<0.074	J ^(0.25)	<0.15	<0.15
1,1-Dichloroethane (ug/L)	850 / 85	<0.26	<0.26	<0.26	<0.26	<0.26	<0.26	<0.26	<0.26	<0.26	<0.26	<0.057	<0.50	<0.50
cis-1,2-Dichloroethene (ug/L)	70 / 7	<0.12	<0.12	<0.12	<0.12	<0.12	<0.12	<0.12	<0.12	<0.12	<0.12	<0.055	<0.25	<0.60
Trichlorofluoromethane (ug/L)	3490 / 698	<0.51	<0.51	<0.51	<0.51	<0.51	<0.51	<0.51	<0.51	<0.51	<0.51	<0.060	<0.50	<0.50
Chloroethane (ug/L)	400 / 80	<0.24	<0.24	<0.24	<0.24	<0.24	<0.24	<0.24	<0.24	<0.24	<0.24	<0.074	<0.50	<0.70
Vinyl chloride (ug/L)	0.2 / 0.02	<0.11	<0.11	<0.11	<0.11	<0.11	<0.11	<0.11	<0.11	<0.11	<0.11	<0.065	<0.12	<0.12
Chloromethane (ug/L)	30 / 3	<0.090	<0.090	<0.090	<0.090	<0.090	<0.090	<0.090	<0.090	<0.090	<0.090	<0.074	<0.30	<0.24
Methylene chloride (ug/L)	5 / 0.5	<0.45	<0.45	<0.45	<0.45	<0.45	<0.45	<0.45	<0.45	<0.45	<0.45	<0.44	<0.50	<0.40
p/m Xylene (ug/L)	Total Xylenes	<0.31	<0.31	<0.31	<0.31	<0.31	<0.31	<0.31	<0.31	<0.31	<0.31	<0.13	<0.70	<1.0
o-Xylene (ug/L)	2000 / 400	<0.35	<0.35	<0.35	<0.35	<0.35	<0.35	<0.35	<0.35	<0.35	<0.35	<0.062	<0.30	<0.40
Toluene (ug/L)	800 / 160	<0.16	<0.16	<0.16	<0.16	<0.16	<0.16	<0.16	<0.16	<0.16	<0.16	<0.069	<0.40	<0.40

	ES / PAL	419 Brookwood Dr. (cont.)				
		Dec-05	Jul-06	Dec-06	Jun-07	Jun-08
Dichlorodifluoromethane (ug/L)	1000 / 200	<0.60	<0.29	<0.29	<0.40	<0.40
Tetrachloroethene (ug/L)	5 / 0.5	<0.40	<0.29	<0.29	<0.40	<0.40
trans-1,2-Dichloroethene (ug/L)	100 / 20	<0.60	<0.40	<0.40	<0.50	<0.50
1,1,1-Trichloroethane (ug/L)	200 / 40	<0.60	<0.50	<0.50	<0.60	<0.60
1,1-Dichloroethene (ug/L)	7 / 0.7	<0.50	<0.30	<0.30	<0.40	<0.40
1,2-Dichloroethane (ug/L)	5 / 0.5	<0.50	<0.50	<0.50	<0.30	<0.30
1,1,2-Trichloroethane (ug/L)	5 / 0.5	<0.40	<0.50	<0.50	<0.50	<0.50
Trichloroethene (ug/L)	5 / 0.5	<0.15	J ^(0.24)	<0.15	<0.15	J ^(0.25)
1,1-Dichloroethane (ug/L)	850 / 85	<0.50	<0.40	<0.40	<0.40	<0.40
cis-1,2-Dichloroethene (ug/L)	70 / 7	<0.60	<0.40	<0.40	<0.40	<0.40
Trichlorofluoromethane (ug/L)	3490 / 698	<0.50	<0.70	<0.70	<0.40	<0.40
Chloroethane (ug/L)	400 / 80	<0.70	<0.60	<0.60	<0.40	<0.40
Vinyl chloride (ug/L)	0.2 / 0.02	<0.12	<0.15	<0.15	<0.15	<0.15
Chloromethane (ug/L)	30 / 3	<0.24	<0.30	<0.30	<0.30	<0.30
Methylene chloride (ug/L)	5 / 0.5	<0.40	<1.0	<1.0	<0.50	<0.50
p/m Xylene (ug/L)	Total Xylenes	<1.0	<0.90	<0.90	<0.50	<0.50
o-Xylene (ug/L)	2000 / 400	<0.40	<0.60	<0.60	<0.50	<0.50
Toluene (ug/L)	800 / 160	<0.40	<0.40	<0.40	<0.20	<0.20

J- Result is less than the LOQ but greater than the LOD.

B- Parameter was detected in the method blank.

LOD- Limit of Detection

²- May be associated with chlorination of well.

LOQ-Limit of Quantification

^D-Quantification was performed on a dilution of the sample.

ug/L- Micrograms per Liter (parts per billion).

- Indicates Detection.

*- Inorganic water quality data available.

ND- No Detect.

P/NP- Present/Not Present

NA- Not Analyzed

- Analytical data obtained from the WDNR Special Well Construction Area Data Base, Town of Hudson, Wisconsin.

TABLE 1 (cont.)

		423 Brookwood Dr.									
ES / PAL		Feb-02	Jun-03	Dec-03	Jun-04	Jan-05	May-05	Dec-05	Aug-06	Jul-07	Jun-08
Dichlorodifluoromethane (ug/L)	1000 / 200	J ^(0.18)	<0.14	<0.14	<0.063	1.8	<0.60	<0.60	<0.29	<0.40	<0.40
Tetrachloroethene (ug/L)	5 / 0.5	<0.13	<0.13	<0.13	<0.075	<0.40	<0.40	<0.40	<0.29	<0.40	<0.40
trans-1,2-Dichloroethene (ug/L)	100 / 20	<0.11	<0.11	<0.11	<0.059	<0.50	<0.60	<0.60	<0.40	<0.50	<0.50
1,1,1-Trichloroethane (ug/L)	200 / 40	<0.19	<0.19	<0.19	<0.065	<0.50	<0.60	<0.60	<0.50	<0.60	<0.60
1,1-Dichloroethene (ug/L)	7 / 0.7	<0.10	<0.10	<0.10	<0.061	<0.30	<0.50	<0.50	<0.30	<0.40	<0.40
1,2-Dichloroethane (ug/L)	5 / 0.5	<0.27	<0.27	<0.27	<0.054	<0.40	<0.50	<0.50	<0.50	<0.30	<0.30
1,1,2-Trichloroethane (ug/L)	5 / 0.5	<0.18	<0.18	<0.18	<0.052	<0.40	<0.40	<0.40	<0.50	<0.50	<0.50
Trichloroethene (ug/L)	5 / 0.5	<0.14	J ^(0.21)	<0.14	<0.074	J ^(0.27)	<0.15	J ^(0.32)	<0.15	J ^(0.31)	J ^(0.29)
1,1-Dichloroethane (ug/L)	850 / 85	<0.26	<0.26	<0.26	<0.057	<0.50	<0.50	<0.50	<0.40	<0.40	<0.40
cis-1,2-Dichloroethene (ug/L)	70 / 7	<0.12	<0.12	<0.12	<0.055	<0.25	<0.60	<0.60	<0.40	<0.40	<0.40
Trichlorofluoromethane (ug/L)	3490 / 698	<0.51	<0.51	<0.51	<0.060	<0.50	<0.50	<0.50	<0.70	<0.40	<0.40
Chloroethane (ug/L)	400 / 80	<0.24	<0.24	<0.24	<0.074	<0.50	<0.70	<0.70	<0.60	<0.40	<0.40
Vinyl chloride (ug/L)	0.2 / 0.02	<0.11	<0.11	<0.11	<0.065	<0.12	<0.12	<0.12	<0.15	<0.15	<0.15
Chloromethane (ug/L)	30 / 3	<0.090	<0.090	<0.090	<0.074	<0.30	<0.24	<0.24	<0.30	<0.30	<0.30
Methylene chloride (ug/L)	5 / 0.5	<0.45	<0.45	<0.45	<0.44	<0.50	<0.40	<0.40	<1.0	<0.50	<0.50
p/m Xylene (ug/L)	Total Xylenes	<0.31	<0.31	<0.31	<0.13	<0.70	<1.0	<1.0	<0.90	<0.50	<0.50
o-Xylene (ug/L)	2000 / 400	<0.35	<0.35	<0.35	<0.062	<0.30	<0.40	<0.40	<0.60	<0.50	<0.50
Toluene (ug/L)	800 / 160	<0.16	<0.16	<0.16	<0.069	<0.40	<0.40	<0.40	<0.40	<0.20	<0.20

		424 Brookwood Dr.									
ES / PAL		Dec-99	Mar-00	Jun-01	Jun-02	Jun-03	Jun-04	May-05	Jul-06	Jun-07	Jun-08
Dichlorodifluoromethane (ug/L)	1000 / 200	J ^(0.18)	<0.14	<0.14	<0.14	<0.14	<0.063	<0.60	<0.29	<0.40	<0.40
Tetrachloroethene (ug/L)	5 / 0.5	<0.13	<0.13	<0.13	<0.13	<0.13	<0.075	<0.40	<0.29	<0.40	<0.40
trans-1,2-Dichloroethene (ug/L)	100 / 20	<0.11	<0.11	<0.11	<0.11	<0.11	<0.059	<0.60	<0.40	<0.50	<0.50
1,1,1-Trichloroethane (ug/L)	200 / 40	<0.19	<0.19	<0.19	<0.19	<0.19	<0.065	<0.60	<0.50	<0.60	<0.60
1,1-Dichloroethene (ug/L)	7 / 0.7	<0.10	<0.10	<0.10	<0.10	<0.10	<0.061	<0.50	<0.30	<0.40	<0.40
1,2-Dichloroethane (ug/L)	5 / 0.5	<0.27	<0.27	<0.27	<0.27	<0.27	<0.054	<0.50	<0.50	<0.30	<0.30
1,1,2-Trichloroethane (ug/L)	5 / 0.5	<0.18	<0.18	<0.18	<0.18	<0.18	<0.052	<0.40	<0.50	<0.50	<0.50
Trichloroethene (ug/L)	5 / 0.5	<0.14	<0.14	J ^(0.27)	J ^(0.20)	J ^(0.28)	J ^(0.18)	<0.15	J ^(0.29)	J ^(0.36)	J ^(0.32)
1,1-Dichloroethane (ug/L)	850 / 85	<0.26	<0.26	<0.26	<0.26	<0.26	<0.057	<0.50	<0.40	<0.40	<0.40
cis-1,2-Dichloroethene (ug/L)	70 / 7	<0.12	<0.12	<0.12	<0.12	<0.12	<0.055	<0.60	<0.40	<0.40	<0.40
Trichlorofluoromethane (ug/L)	3490 / 698	<0.51	<0.51	<0.51	<0.51	<0.51	<0.060	<0.50	<0.70	<0.40	<0.40
Chloroethane (ug/L)	400 / 80	<0.24	<0.24	<0.24	<0.24	<0.24	<0.074	<0.70	<0.60	<0.40	<0.40
Vinyl chloride (ug/L)	0.2 / 0.02	<0.11	<0.11	<0.11	<0.11	<0.11	<0.065	<0.12	<0.15	<0.15	<0.15
Chloromethane (ug/L)	30 / 3	<0.090	<0.090	<0.090	<0.090	<0.090	<0.074	<0.24	<0.30	<0.30	<0.30
Methylene chloride (ug/L)	5 / 0.5	<0.45	<0.45	<0.45	<0.45	<0.45	<0.44	<0.40	<1.0	<0.50	<0.50
p/m Xylene (ug/L)	Total Xylenes	<0.31	<0.31	<0.31	<0.31	<0.31	<0.13	<1.0	<0.90	<0.50	<0.50
o-Xylene (ug/L)	2000 / 400	<0.35	<0.35	<0.35	<0.35	<0.35	<0.062	<0.40	<0.60	<0.50	<0.50
Toluene (ug/L)	800 / 160	<0.16	<0.16	<0.16	<0.16	<0.16	<0.069	<0.40	<0.40	<0.20	<0.20

J- Result is less than the LOQ but greater than the LOD.

B- Parameter was detected in the method blank.

LOD- Limit of Detection

²- May be associated with chlorination of well.

LOQ-Limit of Quantification

⁰-Quantification was performed on a dilution of the sample.

ug/L- Micrograms per Liter (parts per billion).

- Indicates Detection.

*- Inorganic water quality data available.

ND- No Detect.

P/NP- Present/Not Present

NA- Not Analyzed

- Analytical data obtained from the WDNR Special Well Construction Area Data Base, Town of Hudson, Wisconsin.

TABLE 1 (cont.)

ES / PAL	429 Brookwood Dr.									
	Sep-99	Mar-00	Jun-01	Jun-02	Jun-03	Jun-05	Jul-06	Jul-07	Jul-08	
Dichlorodifluoromethane (ug/L)	1000 / 200	<0.14	<0.14	<0.14	<0.14	<0.14	<0.60	<0.29	<0.40	<0.40
Tetrachloroethene (ug/L)	5 / 0.5	<0.13	<0.13	<0.13	<0.13	<0.13	<0.40	<0.29	<0.40	<0.40
trans-1,2-Dichloroethene (ug/L)	100 / 20	<0.11	<0.11	<0.11	<0.11	<0.11	<0.60	<0.40	<0.50	<0.50
1,1,1-Trichloroethane (ug/L)	200 / 40	<0.19	<0.19	<0.19	<0.19	<0.19	<0.60	<0.50	<0.60	<0.60
1,1-Dichloroethene (ug/L)	7 / 0.7	<0.10	<0.10	<0.10	<0.10	<0.10	<0.50	<0.30	<0.40	<0.40
1,2-Dichloroethane (ug/L)	5 / 0.5	<0.27	<0.27	<0.27	<0.27	<0.27	<0.50	<0.50	<0.30	<0.30
1,1,2-Trichloroethane (ug/L)	5 / 0.5	<0.18	<0.18	<0.18	<0.18	<0.18	<0.40	<0.50	<0.50	<0.50
Trichloroethene (ug/L)	5 / 0.5	<0.14	<0.14	J ^(0.19)	<0.14	J ^(0.21)	<0.15	<0.15	J ^(0.20)	<0.15
1,1-Dichloroethane (ug/L)	850 / 85	<0.26	<0.26	<0.26	<0.26	<0.26	<0.50	<0.40	<0.40	<0.40
cis-1,2-Dichloroethene (ug/L)	70 / 7	<0.12	<0.12	<0.12	<0.12	<0.12	<0.60	<0.40	<0.40	<0.40
Trichlorofluoromethane (ug/L)	3490 / 698	<0.51	<0.51	<0.51	<0.51	<0.51	<0.50	<0.70	<0.40	<0.40
Chloroethane (ug/L)	400 / 80	<0.24	<0.24	<0.24	<0.24	<0.24	<0.70	<0.60	<0.40	<0.40
Vinyl chloride (ug/L)	0.2 / 0.02	<0.11	<0.11	<0.11	<0.11	<0.11	<0.12	<0.15	<0.15	<0.15
Chloromethane (ug/L)	30 / 3	J ^(0.51)	<0.090	<0.090	<0.090	<0.090	<0.24	<0.30	<0.30	<0.30
Methylene chloride (ug/L)	5 / 0.5	<0.45	<0.45	<0.45	<0.45	<0.45	<0.40	<1.0	<0.50	<0.50
p/m Xylene (ug/L)	Total Xylenes	<0.31	<0.31	<0.31	<0.31	<0.31	<1.0	<0.90	<0.50	<0.50
o-Xylene (ug/L)	2000 / 400	<0.35	<0.35	<0.35	<0.35	<0.35	<0.40	<0.60	<0.50	<0.50
Toluene (ug/L)	800 / 160	<0.16	<0.16	<0.16	<0.16	<0.16	<0.40	<0.40	<0.20	<0.20

ES / PAL	430 Brookwood Dr.										
	Dec-99	Mar-00	Jun-01	Jun-02	Jul-03	Jul-04	May-05	Jul-06	Aug-07	Jul-08	
Dichlorodifluoromethane (ug/L)	1000 / 200	<0.14	<0.14	<0.14	<0.14	<0.14	<0.063	<0.60	<0.29	<0.29	<0.40
Tetrachloroethene (ug/L)	5 / 0.5	<0.13	<0.13	<0.13	<0.13	<0.13	<0.075	<0.40	<0.29	<0.29	<0.40
trans-1,2-Dichloroethene (ug/L)	100 / 20	<0.11	<0.11	<0.11	<0.11	<0.11	<0.059	<0.60	<0.40	<0.40	<0.50
1,1,1-Trichloroethane (ug/L)	200 / 40	<0.19	<0.19	<0.19	<0.19	<0.19	<0.065	<0.60	<0.50	<0.50	<0.60
1,1-Dichloroethene (ug/L)	7 / 0.7	<0.10	<0.10	<0.10	<0.10	<0.10	<0.061	<0.50	<0.30	<0.30	<0.40
1,2-Dichloroethane (ug/L)	5 / 0.5	<0.27	<0.27	<0.27	<0.27	<0.27	<0.054	<0.50	<0.50	<0.50	<0.30
1,1,2-Trichloroethane (ug/L)	5 / 0.5	<0.18	<0.18	<0.18	<0.18	<0.18	<0.052	<0.40	<0.50	<0.50	<0.50
Trichloroethene (ug/L)	5 / 0.5	<0.14	<0.14	J ^(0.25)	<0.14	0.30	J ^(0.26)	<0.15	J ^(0.30)	J ^(0.36)	<0.15
1,1-Dichloroethane (ug/L)	850 / 85	<0.26	<0.26	<0.26	<0.26	<0.26	<0.057	<0.50	<0.40	<0.40	<0.40
cis-1,2-Dichloroethene (ug/L)	70 / 7	<0.12	<0.12	<0.12	<0.12	<0.12	<0.055	<0.60	<0.40	<0.40	<0.40
Trichlorofluoromethane (ug/L)	3490 / 698	<0.51	<0.51	<0.51	<0.51	<0.51	<0.060	<0.50	<0.70	<0.70	<0.40
Chloroethane (ug/L)	400 / 80	<0.24	<0.24	<0.24	<0.24	<0.24	<0.074	<0.70	<0.60	<0.60	<0.40
Vinyl chloride (ug/L)	0.2 / 0.02	<0.11	<0.11	<0.11	<0.11	<0.11	<0.065	<0.12	<0.15	<0.15	<0.15
Chloromethane (ug/L)	30 / 3	<0.090	<0.090	<0.090	<0.090	<0.090	<0.074	<0.24	<0.30	<0.30	<0.30
Methylene chloride (ug/L)	5 / 0.5	<0.45	<0.45	<0.45	<0.45	<0.45	<0.44	<0.40	<1.0	<1.0	<0.50
p/m Xylene (ug/L)	Total Xylenes	<0.31	<0.31	<0.31	<0.31	<0.31	<0.13	<1.0	<0.90	<0.90	<0.50
o-Xylene (ug/L)	2000 / 400	<0.35	<0.35	<0.35	<0.35	<0.35	<0.062	<0.40	<0.60	<0.60	<0.50
Toluene (ug/L)	800 / 160	<0.16	<0.16	<0.16	<0.16	<0.16	<0.069	<0.40	<0.40	<0.40	<0.20

J- Result is less than the LOQ but greater than the LOD.

B- Parameter was detected in the method blank.

LOD- Limit of Detection

²- May be associated with chlorination of well.

LOQ-Limit of Quantification

^D-Quantification was performed on a dilution of the sample.

ug/L- Micrograms per Liter (parts per billion).

J - Indicates Detection.

*- Inorganic water quality data available.

ND- No Detect.

P/NP- Present/Not Present

NA- Not Analyzed

- Analytical data obtained from the WDNR Special Well Construction Area Data Base, Town of Hudson, Wisconsin.

TABLE 1 (cont.)

		433 Brookwood Dr.							
ES / PAL		Jul-04	Jan-05	May-05	Jul-06	Mar-07	Dec-07	Jun-08	Dec-08
Dichlorodifluoromethane (ug/L)	1000 / 200	<0.063	<0.40	<0.60	<0.29	<0.29	<0.40	<0.40	<0.40
Tetrachloroethene (ug/L)	5 / 0.5	<0.075	<0.40	<0.40	<0.29	<0.29	<0.40	<0.40	<0.40
trans-1,2-Dichloroethene (ug/L)	100 / 20	<0.059	<0.50	<0.60	<0.40	<0.40	<0.50	<0.50	<0.50
1,1,1-Trichloroethane (ug/L)	200 / 40	<0.065	<0.50	<0.60	<0.50	<0.50	<0.60	<0.60	<0.60
1,1-Dichloroethene (ug/L)	7 / 0.7	<0.061	<0.30	<0.50	<0.30	<0.30	<0.40	<0.40	<0.40
1,2-Dichloroethane (ug/L)	5 / 0.5	<0.054	<0.40	<0.50	<0.50	<0.50	<0.30	<0.30	<0.30
1,1,2-Trichloroethane (ug/L)	5 / 0.5	<0.052	<0.40	<0.40	<0.50	<0.50	<0.50	<0.50	<0.50
Trichloroethene (ug/L)	5 / 0.5	J ^(0.25)	J ^(0.39)	J ^(0.34)	J ^(0.36)	J ^(0.31)	J ^(0.24)	<0.15	<0.15
1,1-Dichloroethane (ug/L)	850 / 85	<0.057	<0.50	<0.50	<0.40	<0.40	<0.40	<0.40	<0.40
cis-1,2-Dichloroethene (ug/L)	70 / 7	<0.055	<0.25	<0.60	<0.40	<0.40	<0.40	<0.40	<0.40
Trichlorofluoromethane (ug/L)	3490 / 698	<0.060	<0.50	<0.50	<0.70	<0.70	<0.40	<0.40	<0.40
Chloroethane (ug/L)	400 / 80	<0.074	<0.50	<0.70	<0.60	<0.60	<0.40	<0.40	<0.40
Vinyl chloride (ug/L)	0.2 / 0.02	<0.065	<0.12	<0.12	<0.15	<0.15	<0.15	<0.15	<0.15
Chloromethane (ug/L)	30 / 3	<0.074	<0.30	<0.24	<0.30	<0.30	<0.30	<0.30	<0.30
Methylene chloride (ug/L)	5 / 0.5	<0.44	<0.50	<0.40	<1.0	<1.0	<0.50	<0.50	<0.50
p/m Xylene (ug/L)	Total Xylenes	<0.13	<0.70	<1.0	<0.90	<0.90	<0.50	<0.50	<0.50
o-Xylene (ug/L)	2000 / 400	<0.062	<0.30	<0.40	<0.60	<0.60	<0.50	<0.50	<0.50
Toluene (ug/L)	800 / 160	<0.069	<0.40	<0.40	<0.40	<0.40	<0.20	<0.20	<0.20

		434 Brookwood Dr.		
ES / PAL		Jul-06	Jul-07	Jun-08
Dichlorodifluoromethane (ug/L)	1000 / 200	<0.29	<0.40	<0.40
Tetrachloroethene (ug/L)	5 / 0.5	<0.29	<0.40	<0.40
trans-1,2-Dichloroethene (ug/L)	100 / 20	<0.40	<0.50	<0.50
1,1,1-Trichloroethane (ug/L)	200 / 40	<0.50	<0.60	<0.60
1,1-Dichloroethene (ug/L)	7 / 0.7	<0.30	<0.40	<0.40
1,2-Dichloroethane (ug/L)	5 / 0.5	<0.50	<0.30	<0.30
1,1,2-Trichloroethane (ug/L)	5 / 0.5	<0.50	<0.50	<0.50
Trichloroethene (ug/L)	5 / 0.5	J ^(0.27)	J ^(0.33)	<0.15
1,1-Dichloroethane (ug/L)	850 / 85	<0.40	<0.40	<0.40
cis-1,2-Dichloroethene (ug/L)	70 / 7	<0.40	<0.40	<0.40
Trichlorofluoromethane (ug/L)	3490 / 698	<0.70	<0.40	<0.40
Chloroethane (ug/L)	400 / 80	<0.60	<0.40	<0.40
Vinyl chloride (ug/L)	0.2 / 0.02	<0.15	<0.15	<0.15
Chloromethane (ug/L)	30 / 3	<0.30	<0.30	<0.30
Methylene chloride (ug/L)	5 / 0.5	<1.0	<0.50	<0.50
p/m Xylene (ug/L)	Total Xylenes	<0.90	<0.50	<0.50
o-Xylene (ug/L)	2000 / 400	<0.60	<0.50	<0.50
Toluene (ug/L)	800 / 160	<0.40	<0.20	<0.20

J- Result is less than the LOQ but greater than the LOD.

B- Parameter was detected in the method blank.

LOD- Limit of Detection

z- May be associated with chlorination of well.

LOQ-Limit of Quantification

⁰-Quantification was performed on a dilution of the sample.

ug/L- Micrograms per Liter (parts per billion).

J - Indicates Detection.

*- Inorganic water quality data available.

ND- No Detect.

P/NP- Present/Not Present

NA- Not Analyzed

- Analytical data obtained from the WDNR Special Well Construction Area Data Base, Town of Hudson, Wisconsin.

TABLE 1 (cont.)

ES / PAL	436 Brookwood Dr.					
	Jul-04	May-05	Jul-06	Jun-07	Jul-08	
Dichlorodifluoromethane (ug/L)	1000 / 200	<0.063	<0.6.0	<0.29	<0.40	<0.40
Tetrachloroethene (ug/L)	5 / 0.5	<0.075	<0.40	<0.29	<0.40	<0.40
trans-1,2-Dichloroethene (ug/L)	100 / 20	<0.059	<0.60	<0.40	<0.50	<0.50
1,1,1-Trichloroethane (ug/L)	200 / 40	<0.065	<0.60	<0.50	<0.60	<0.60
1,1-Dichloroethene (ug/L)	7 / 0.7	<0.061	<0.50	<0.30	<0.40	<0.40
1,2-Dichloroethane (ug/L)	5 / 0.5	<0.054	<0.50	<0.50	<0.30	<0.30
1,1,2-Trichloroethane (ug/L)	5 / 0.5	<0.052	<0.40	<0.50	<0.50	<0.50
Trichloroethene (ug/L)	5 / 0.5	J ^(0.19)	<0.15	J ^(0.30)	J ^(0.31)	<0.15
1,1-Dichloroethane (ug/L)	850 / 85	<0.057	<0.50	<0.40	<0.40	<0.40
cis-1,2-Dichloroethene (ug/L)	70 / 7	<0.055	<0.60	<0.40	<0.40	<0.40
Trichlorofluoromethane (ug/L)	3490 / 698	<0.060	<0.50	<0.70	<0.40	<0.40
Chloroethane (ug/L)	400 / 80	<0.074	<0.70	<0.60	<0.40	<0.40
Vinyl chloride (ug/L)	0.2 / 0.02	<0.065	<0.12	<0.15	<0.15	<0.15
Chloromethane (ug/L)	30 / 3	<0.074	<0.24	<0.30	<0.30	<0.30
Methylene chloride (ug/L)	5 / 0.5	<0.44	<0.40	<1.0	<0.50	<0.50
p/m Xylene (ug/L)	Total Xylenes	<0.13	<1.0	<0.90	<0.50	<0.50
o-Xylene (ug/L)	2000 / 400	<0.062	<0.40	<0.60	<0.50	<0.50
Toluene (ug/L)	800 / 160	<0.069	<0.40	<0.40	<0.20	<0.20

ES / PAL	437 Brookwood Dr.										
	Dec-95	Feb-96	Aug-98	Jun-01	Jul-03	Dec-03	Jul-04	Jan-05	May-05	Jul-06	
Dichlorodifluoromethane (ug/L)	1000 / 200	<0.080	<0.14	<0.14	<0.14	<0.14	<0.14	<0.063	<0.40	<0.60	<0.29
Tetrachloroethene (ug/L)	5 / 0.5	<0.050	<0.13	<0.13	<0.13	<0.13	<0.13	<0.075	<0.40	<0.40	<0.29
trans-1,2-Dichloroethene (ug/L)	100 / 20	<0.040	<0.11	<0.11	<0.11	<0.11	<0.11	<0.059	<0.50	<0.60	<0.40
1,1,1-Trichloroethane (ug/L)	200 / 40	<0.050	<0.19	<0.19	<0.19	<0.19	<0.19	<0.065	<0.50	<0.60	<0.50
1,1-Dichloroethene (ug/L)	7 / 0.7	<0.050	<0.10	<0.10	<0.10	<0.10	<0.10	<0.061	<0.30	<0.50	<0.30
1,2-Dichloroethane (ug/L)	5 / 0.5	<0.23	<0.27	<0.27	<0.27	<0.27	<0.27	<0.054	<0.40	<0.50	<0.50
1,1,2-Trichloroethane (ug/L)	5 / 0.5	<0.030	<0.18	<0.18	<0.18	<0.18	<0.18	<0.052	<0.40	<0.40	<0.50
Trichloroethene (ug/L)	5 / 0.5	J ^(0.16)	<0.14	J ^(0.29)	J ^(0.28)	J ^(0.23)	J ^(0.14)	J ^(0.21)	J ^(0.32)	<0.15	J ^(0.28)
1,1-Dichloroethane (ug/L)	850 / 85	<0.10	<0.26	<0.26	<0.26	<0.26	<0.26	<0.057	<0.50	<0.50	<0.40
cis-1,2-Dichloroethene (ug/L)	70 / 7	<0.080	<0.12	<0.12	<0.12	<0.12	<0.12	<0.055	<0.25	<0.60	<0.40
Trichlorofluoromethane (ug/L)	3490 / 698	J ^(0.12)	<0.51	<0.51	<0.51	<0.51	<0.51	<0.060	<0.50	<0.50	<0.70
Chloroethane (ug/L)	400 / 80	<0.050	<0.24	<0.24	<0.24	<0.24	<0.24	<0.074	<0.50	<0.70	<0.60
Vinyl chloride (ug/L)	0.2 / 0.02	<0.070	<0.11	<0.11	<0.11	<0.11	<0.11	<0.065	<0.12	<0.12	<0.15
Chloromethane (ug/L)	30 / 3	B J ^(0.13)	<0.090	<0.090	<0.090	<0.090	<0.090	<0.074	<0.30	<0.24	<0.30
Methylene chloride (ug/L)	5 / 0.5	<0.27	<0.45	<0.45	<0.45	<0.45	<0.45	<0.44	<0.50	<0.40	<1.0
p/m Xylene (ug/L)	Total Xylenes	<0.30	<0.31	<0.31	<0.31	<0.31	<0.31	<0.13	<0.70	<1.0	<0.90
o-Xylene (ug/L)	2000 / 400	<0.22	<0.35	<0.35	<0.35	<0.35	<0.35	<0.062	<0.30	<0.40	<0.60
Toluene (ug/L)	800 / 160	<0.16	<0.16	<0.16	<0.16	<0.16	<0.16	<0.069	<0.40	<0.40	<0.40

J- Result is less than the LOQ but greater than the LOD.

B- Parameter was detected in the method blank.

LOD- Limit of Detection

²- May be associated with chlorination of well.

LOQ-Limit of Quantification

^D- Quantification was performed on a dilution of the sample.

ug/L- Micrograms per Liter (parts per billion).

- Indicates Detection.

*- Inorganic water quality data available.

ND- No Detect.

P/NP- Present/Not Present

NA- Not Analyzed

- Analytical data obtained from the WDNR Special Well Construction Area Data Base, Town of Hudson, Wisconsin.

TABLE 1 (cont.)

	ES / PAL	437 Brookwood Dr. (cont.)		
		Dec-06	Jun-07	Jun-08
Dichlorodifluoromethane (ug/L)	1000 / 200	<0.29	<0.40	<0.40
Tetrachloroethene (ug/L)	5 / 0.5	<0.29	<0.40	<0.40
trans-1,2-Dichloroethene (ug/L)	100 / 20	<0.40	<0.50	<0.50
1,1,1-Trichloroethane (ug/L)	200 / 40	<0.50	<0.60	<0.60
1,1-Dichloroethene (ug/L)	7 / 0.7	<0.30	<0.40	<0.40
1,2-Dichloroethane (ug/L)	5 / 0.5	<0.50	<0.30	<0.30
1,1,2-Trichloroethane (ug/L)	5 / 0.5	<0.50	<0.50	<0.50
Trichloroethene (ug/L)	5 / 0.5	J ^(0.31)	J ^(0.32)	J ^(0.28)
1,1-Dichloroethane (ug/L)	850 / 85	<0.40	<0.40	<0.40
cis-1,2-Dichloroethene (ug/L)	70 / 7	<0.40	<0.40	<0.40
Trichlorofluoromethane (ug/L)	3490 / 698	<0.70	<0.40	<0.40
Chloroethane (ug/L)	400 / 80	<0.60	<0.40	<0.40
Vinyl chloride (ug/L)	0.2 / 0.02	<0.15	<0.15	<0.15
Chloromethane (ug/L)	30 / 3	<0.30	<0.30	<0.30
Methylene chloride (ug/L)	5 / 0.5	<1.0	<0.50	<0.50
p/m Xylene (ug/L)	Total Xylenes	<0.90	<0.50	<0.50
o-Xylene (ug/L)	2000 / 400	<0.60	<0.50	<0.50
Toluene (ug/L)	800 / 160	<0.40	<0.20	<0.20

	ES / PAL	443 Brookwood Dr.*												
		Dec-95	Feb-96	Nov-00	Jun-01	Dec-01	Jun-02	Jan-03	Jul-03	Jan-04	Jul-04	Jan-05	May-05	
Dichlorodifluoromethane (ug/L)	1000 / 200	<0.080	<0.14	<0.14	<0.14	<0.14	<0.14	<0.14	<0.14	<0.14	<0.14	<0.063	<0.40	<0.60
Tetrachloroethene (ug/L)	5 / 0.5	<0.050	<0.13	<0.13	<0.13	<0.13	<0.13	<0.13	<0.13	<0.13	<0.13	<0.075	<0.40	<0.40
trans-1,2-Dichloroethene (ug/L)	100 / 20	<0.040	<0.11	<0.11	<0.11	<0.11	<0.11	<0.11	<0.11	<0.11	<0.11	<0.059	<0.50	<0.60
1,1,1-Trichloroethane (ug/L)	200 / 40	<0.050	<0.19	<0.19	<0.19	<0.19	<0.19	<0.19	<0.19	<0.19	<0.19	<0.065	<0.50	<0.60
1,1-Dichloroethene (ug/L)	7 / 0.7	<0.050	<0.10	<0.10	<0.10	<0.10	<0.10	<0.10	<0.10	<0.10	<0.10	<0.061	<0.30	<0.50
1,2-Dichloroethane (ug/L)	5 / 0.5	<0.23	<0.27	<0.27	<0.27	<0.27	<0.27	<0.27	<0.27	<0.27	<0.27	<0.054	<0.40	<0.50
1,1,2-Trichloroethane (ug/L)	5 / 0.5	<0.030	<0.18	<0.18	<0.18	<0.18	<0.18	<0.18	<0.18	<0.18	<0.18	<0.052	<0.40	<0.40
Trichloroethene (ug/L)	5 / 0.5	<0.06	<0.14	<0.14	J ^(0.18)	<0.14	<0.14	<0.14	J ^(0.16)	J ^(0.14)	<0.074	J ^(0.31)	<0.15	<0.15
1,1-Dichloroethane (ug/L)	850 / 85	<0.10	<0.26	<0.26	<0.26	<0.26	<0.26	<0.26	<0.26	<0.26	<0.26	<0.057	<0.50	<0.50
cis-1,2-Dichloroethene (ug/L)	70 / 7	<0.080	<0.12	<0.12	<0.12	<0.12	<0.12	<0.12	<0.12	<0.12	<0.12	<0.055	<0.25	<0.60
Trichlorofluoromethane (ug/L)	3490 / 698	<0.080	<0.51	<0.51	<0.51	<0.51	<0.51	<0.51	<0.51	<0.51	<0.51	<0.060	<0.50	<0.50
Chloroethane (ug/L)	400 / 80	<0.050	<0.24	<0.24	<0.24	<0.24	<0.24	<0.24	<0.24	<0.24	<0.24	<0.074	<0.50	<0.70
Vinyl chloride (ug/L)	0.2 / 0.02	<0.070	<0.11	<0.11	<0.11	<0.11	<0.11	<0.11	<0.11	<0.11	<0.11	<0.065	<0.12	<0.12
Chloromethane (ug/L)	30 / 3	<0.050	<0.090	<0.090	<0.090	<0.090	<0.090	<0.090	<0.090	<0.090	<0.090	<0.074	<0.30	<0.24
Methylene chloride (ug/L)	5 / 0.5	<0.27	<0.45	<0.45	<0.45	<0.45	<0.45	<0.45	<0.45	<0.45	<0.45	<0.44	<0.50	<0.40
p/m Xylene (ug/L)	Total Xylenes	<0.30	<0.31	<0.31	<0.31	<0.31	<0.31	<0.31	<0.31	<0.31	<0.31	<0.13	<0.70	<1.0
o-Xylene (ug/L)	2000 / 400	<0.22	<0.35	<0.35	<0.35	<0.35	<0.35	<0.35	<0.35	<0.35	<0.35	<0.062	<0.30	<0.40
Toluene (ug/L)	800 / 160	<0.16	<0.16	<0.16	<0.16	<0.16	<0.16	<0.16	<0.16	<0.16	<0.16	<0.069	<0.40	<0.40

J- Result is less than the LOQ but greater than the LOD.

B- Parameter was detected in the method blank.

LOD- Limit of Detection

²- May be associated with chlorination of well.

LOQ-Limit of Quantification

^D-Quantification was performed on a dilution of the sample.

ug/L- Micrograms per Liter (parts per billion).

J - Indicates Detection.

*- Inorganic water quality data available.

ND- No Detect.

P/NP- Present/Not Present

NA- Not Analyzed

- Analytical data obtained from the WDNR Special Well Construction Area Data Base, Town of Hudson, Wisconsin.

TABLE 1 (cont.)

		443 Brookwood Dr. (cont.)				
ES / PAL		Dec-05	Jul-06	Dec-06	Jun-07	Jun-08
Dichlorodifluoromethane (ug/L)	1000 / 200	<0.60	<0.29	<0.29	<0.40	<0.40
Tetrachloroethene (ug/L)	5 / 0.5	<0.40	<0.29	<0.29	<0.40	<0.40
trans-1,2-Dichloroethene (ug/L)	100 / 20	<0.60	<0.40	<0.40	<0.50	<0.50
1,1,1-Trichloroethane (ug/L)	200 / 40	<0.60	<0.50	<0.50	<0.60	<0.60
1,1-Dichloroethene (ug/L)	7 / 0.7	<0.50	<0.30	<0.30	<0.40	<0.40
1,2-Dichloroethane (ug/L)	5 / 0.5	<0.50	<0.50	<0.50	<0.30	<0.30
1,1,2-Trichloroethane (ug/L)	5 / 0.5	<0.40	<0.50	<0.50	<0.50	<0.50
Trichloroethene (ug/L)	5 / 0.5	J ^(0.34)	J ^(0.21)	<0.15	J ^(0.31)	J ^(0.25)
1,1-Dichloroethane (ug/L)	850 / 85	<0.50	<0.40	<0.40	<0.40	<0.40
cis-1,2-Dichloroethene (ug/L)	70 / 7	<0.60	<0.40	<0.40	<0.40	<0.40
Trichlorofluoromethane (ug/L)	3490 / 698	<0.50	<0.70	<0.70	<0.40	<0.40
Chloroethane (ug/L)	400 / 80	<0.70	<0.60	<0.60	<0.40	<0.40
Vinyl chloride (ug/L)	0.2 / 0.02	<0.12	<0.15	<0.15	<0.15	<0.15
Chloromethane (ug/L)	30 / 3	<0.24	<0.30	<0.30	<0.30	<0.30
Methylene chloride (ug/L)	5 / 0.5	<0.40	<1.0	<1.0	<0.50	<0.50
p/m Xylene (ug/L)	Total Xylenes	<1.0	<0.90	<0.90	<0.50	<0.50
o-Xylene (ug/L)	2000 / 400	<0.40	<0.60	<0.60	<0.50	<0.50
Toluene (ug/L)	800 / 160	<0.40	<0.40	<0.40	<0.20	<0.20

		447 Brookwood Dr.										
ES / PAL		Dec-95	Feb-97	Dec-98	Nov-00	Jan-01	Mar-02	Jan-03	Apr-04	Feb-05	Mar-06	Nov-18
Dichlorodifluoromethane (ug/L)	1000 / 200	<0.080	<0.14	<0.14	<0.14	<0.14	<0.14	<0.14	<0.063	<0.40	<0.60	<0.23
Tetrachloroethene (ug/L)	5 / 0.5	<0.050	<0.13	<0.13	<0.13	<0.13	<0.13	J ^(0.14)	<0.075	<0.40	<0.40	<0.17
trans-1,2-Dichloroethene (ug/L)	100 / 20	<0.040	<0.11	<0.11	<0.11	<0.11	<0.11	<0.11	<0.059	<0.50	<0.60	<0.24
1,1,1-Trichloroethane (ug/L)	200 / 40	<0.050	<0.19	<0.19	<0.19	<0.19	<0.19	<0.19	<0.065	<0.50	<0.60	<0.14
1,1-Dichloroethene (ug/L)	7 / 0.7	<0.050	<0.10	<0.10	<0.10	<0.10	<0.10	<0.10	<0.061	<0.30	<0.50	<0.16
1,2-Dichloroethane (ug/L)	5 / 0.5	<0.23	<0.27	<0.27	<0.27	<0.27	<0.27	<0.27	<0.054	<0.40	<0.50	<0.22
1,1,2-Trichloroethane (ug/L)	5 / 0.5	<0.030	<0.18	<0.18	<0.18	<0.18	<0.18	<0.18	<0.052	<0.40	<0.40	<0.18
Trichloroethene (ug/L)	5 / 0.5	0.50	<0.14	<0.14	<0.14	0.46	J ^(0.21)	J ^(0.25)	J ^(0.22)	<0.15	J ^(0.25)	<0.15
1,1-Dichloroethane (ug/L)	850 / 85	<0.10	<0.26	<0.26	<0.26	<0.26	<0.26	<0.26	<0.057	<0.50	<0.50	<0.17
cis-1,2-Dichloroethene (ug/L)	70 / 7	<0.080	<0.12	<0.12	<0.12	<0.12	<0.12	<0.12	<0.055	<0.25	<0.60	<0.15
Trichlorofluoromethane (ug/L)	3490 / 698	<0.080	<0.51	<0.51	<0.51	<0.51	<0.51	<0.51	<0.060	<0.50	<0.50	<0.23
Chloroethane (ug/L)	400 / 80	<0.050	<0.24	<0.24	<0.24	<0.24	<0.24	<0.24	<0.074	<0.50	<0.70	<0.49
Vinyl chloride (ug/L)	0.2 / 0.02	<0.070	<0.11	<0.11	<0.11	<0.11	<0.11	<0.11	<0.065	<0.12	<0.12	<0.092
Chloromethane (ug/L)	30 / 3	<0.050	<0.090	<0.090	<0.090	<0.090	<0.090	<0.090	<0.074	<0.30	<0.24	<0.16
Methylene chloride (ug/L)	5 / 0.5	<0.27	<0.45	<0.45	<0.45	<0.45	<0.45	<0.45	<0.44	<0.50	<0.40	<0.98
p/m Xylene (ug/L)	Total Xylenes	<0.30	<0.31	<0.31	<0.31	<0.31	<0.31	<0.31	<0.13	<0.70	<1.0	<0.31
o-Xylene (ug/L)	2000 / 400	<0.22	0.61	<0.35	<0.35	<0.35	<0.35	<0.35	<0.062	<0.30	<0.40	<0.16
Toluene (ug/L)	800 / 160	<0.16	<0.16	<0.16	<0.16	<0.16	<0.16	<0.16	<0.069	<0.40	<0.40	<0.083

J- Result is less than the LOQ but greater than the LOD.

B- Parameter was detected in the method blank.

LOD- Limit of Detection

²- May be associated with chlorination of well.

LOQ-Limit of Quantification

^D-Quantification was performed on a dilution of the sample.

ug/L- Micrograms per Liter (parts per billion).

J - Indicates Detection.

*- Inorganic water quality data available.

ND- No Detect.

P/NP- Present/Not Present

NA- Not Analyzed

- Analytical data obtained from the WDNR Special Well Construction Area Data Base, Town of Hudson, Wisconsin.

TABLE 1 (cont.)

ES / PAL	447 Brookwood Dr. (cont.)			
	Mar-07	Feb-08	Apr-09	
Dichlorodifluoromethane (ug/L)	1000 / 200	<0.29	<0.40	<1.0
Tetrachloroethene (ug/L)	5 / 0.5	<0.29	<0.40	<1.0
trans-1,2-Dichloroethene (ug/L)	100 / 20	<0.40	<0.50	<1.0
1,1,1-Trichloroethane (ug/L)	200 / 40	<0.50	<0.60	<1.0
1,1-Dichloroethene (ug/L)	7 / 0.7	<0.30	<0.40	<1.0
1,2-Dichloroethane (ug/L)	5 / 0.5	<0.50	<0.30	<1.0
1,1,2-Trichloroethane (ug/L)	5 / 0.5	<0.50	<0.50	<1.0
Trichloroethene (ug/L)	5 / 0.5	<0.15	J ^(0.23)	<0.25
1,1-Dichloroethane (ug/L)	850 / 85	<0.40	<0.40	<1.0
cis-1,2-Dichloroethene (ug/L)	70 / 7	<0.40	<0.40	<1.0
Trichlorofluoromethane (ug/L)	3490 / 698	<0.70	<0.40	<1.0
Chloroethane (ug/L)	400 / 80	<0.60	<0.40	<1.0
Vinyl chloride (ug/L)	0.2 / 0.02	<0.15	<0.15	<0.40
Chloromethane (ug/L)	30 / 3	<0.30	<0.30	1.8
Methylene chloride (ug/L)	5 / 0.5	<1.0	J ^(0.58)	<4.0
p/m Xylene (ug/L)	Total Xylenes	<0.90	<0.50	<2.0
o-Xylene (ug/L)	2000 / 400	<0.60	<0.50	<1.0
Toluene (ug/L)	800 / 160	<0.40	<0.20	<1.0

ES / PAL	449 Brookwood Dr.												
	Dec-95	Feb-96	Apr-97	Mar-00	Jan-01	Jun-01	Dec-01	Jun-02	Jan-03	Jul-03	Sep-03	Jun-04	
Dichlorodifluoromethane (ug/L)	1000 / 200	<0.080	<0.14	<0.14	<0.14	<0.14	<0.14	<0.14	<0.14	<0.14	<0.14	<0.14	<0.063
Tetrachloroethene (ug/L)	5 / 0.5	<0.050	<0.13	<0.13	<0.13	<0.13	<0.13	<0.13	<0.13	J ^(0.13)	<0.13	<0.13	<0.075
trans-1,2-Dichloroethene (ug/L)	100 / 20	<0.040	<0.11	<0.11	<0.11	<0.11	<0.11	<0.11	<0.11	<0.11	<0.11	<0.11	<0.059
1,1,1-Trichloroethane (ug/L)	200 / 40	<0.050	<0.19	<0.19	<0.19	<0.19	<0.19	<0.19	<0.19	<0.19	<0.19	<0.19	<0.065
1,1-Dichloroethene (ug/L)	7 / 0.7	<0.050	<0.10	<0.10	<0.10	<0.10	<0.10	<0.10	<0.10	<0.10	<0.10	<0.10	<0.061
1,2-Dichloroethane (ug/L)	5 / 0.5	<0.23	<0.27	<0.27	<0.27	<0.27	<0.27	<0.27	<0.27	<0.27	<0.27	<0.27	<0.054
1,1,2-Trichloroethane (ug/L)	5 / 0.5	<0.030	<0.18	<0.18	<0.18	<0.18	<0.18	<0.18	<0.18	<0.18	<0.18	<0.18	<0.052
Trichloroethene (ug/L)	5 / 0.5	<0.06	0.48	<0.14	<0.14	J ^(0.16)	J ^(0.19)	<0.14	<0.14	J ^(0.23)	J ^(0.16)	J ^(0.22)	<0.074
1,1-Dichloroethane (ug/L)	850 / 85	<0.10	<0.26	<0.26	<0.26	<0.26	<0.26	<0.26	<0.26	<0.26	<0.26	<0.26	<0.057
cis-1,2-Dichloroethene (ug/L)	70 / 7	<0.080	<0.12	<0.12	<0.12	<0.12	<0.12	<0.12	<0.12	<0.12	<0.12	<0.12	<0.055
Trichlorofluoromethane (ug/L)	3490 / 698	<0.080	<0.51	<0.51	<0.51	<0.51	<0.51	<0.51	<0.51	<0.51	<0.51	<0.51	<0.060
Chloroethane (ug/L)	400 / 80	<0.050	<0.24	<0.24	<0.24	<0.24	<0.24	<0.24	<0.24	<0.24	<0.24	<0.24	<0.074
Vinyl chloride (ug/L)	0.2 / 0.02	<0.070	<0.11	<0.11	<0.11	<0.11	<0.11	<0.11	<0.11	<0.11	<0.11	<0.11	<0.065
Chloromethane (ug/L)	30 / 3	<0.050	<0.090	<0.090	<0.090	<0.090	<0.090	<0.090	<0.090	<0.090	<0.090	<0.090	<0.074
Methylene chloride (ug/L)	5 / 0.5	<0.27	<0.45	<0.45	<0.45	<0.45	<0.45	<0.45	<0.45	<0.45	<0.45	<0.45	<0.44
p/m Xylene (ug/L)	Total Xylenes	<0.30	<0.31	<0.31	<0.31	<0.31	<0.31	<0.31	<0.31	<0.31	<0.31	<0.31	<0.13
o-Xylene (ug/L)	2000 / 400	<0.22	<0.35	<0.35	<0.35	<0.35	<0.35	<0.35	<0.35	<0.35	<0.35	<0.35	<0.062
Toluene (ug/L)	800 / 160	<0.16	<0.16	<0.16	<0.16	<0.16	<0.16	<0.16	<0.16	<0.16	<0.16	<0.16	<0.069

J- Result is less than the LOQ but greater than the LOD.

B- Parameter was detected in the method blank.

LOD- Limit of Detection

²- May be associated with chlorination of well.

LOQ-Limit of Quantification

⁰-Quantification was performed on a dilution of the sample.

ug/L- Micrograms per Liter (parts per billion).

J - Indicates Detection.

*- Inorganic water quality data available.

ND- No Detect.

P/NP- Present/Not Present

NA- Not Analyzed

- Analytical data obtained from the WDNR Special Well Construction Area Data Base, Town of Hudson, Wisconsin.

TABLE 1 (cont.)

	ES / PAL	449 Brookwood Dr. (cont.)					
		Feb-05	Feb-06	Apr-07	Feb-08	Apr-09	Jun-14
Dichlorodifluoromethane (ug/L)	1000 / 200	<0.40	<0.60	<0.29	<0.40	<1.0	<0.50
Tetrachloroethene (ug/L)	5 / 0.5	<0.40	<0.40	<0.29	<0.40	<1.0	<0.16
trans-1,2-Dichloroethene (ug/L)	100 / 20	<0.50	<0.60	<0.40	<0.50	<1.0	<0.23
1,1,1-Trichloroethane (ug/L)	200 / 40	<0.50	<0.60	<0.50	<0.60	<1.0	<0.26
1,1-Dichloroethene (ug/L)	7 / 0.7	<0.30	<0.50	<0.30	<0.40	<1.0	<0.20
1,2-Dichloroethane (ug/L)	5 / 0.5	<0.40	<0.50	<0.50	<0.30	<1.0	<0.13
1,1,2-Trichloroethane (ug/L)	5 / 0.5	<0.40	<0.40	<0.50	<0.50	<1.0	<0.13
Trichloroethene (ug/L)	5 / 0.5	<0.15	J ^(0.26)	J ^(0.39)	J ^(0.18)	<0.25	J ^(0.17)
1,1-Dichloroethane (ug/L)	850 / 85	<0.50	<0.50	<0.40	<0.40	<1.0	<0.16
cis-1,2-Dichloroethene (ug/L)	70 / 7	<0.25	<0.60	<0.40	<0.40	<1.0	<0.13
Trichlorofluoromethane (ug/L)	3490 / 698	<0.50	<0.50	<0.70	<0.40	<1.0	<0.22
Chloroethane (ug/L)	400 / 80	<0.50	<0.70	<0.60	<0.40	<1.0	<0.24
Vinyl chloride (ug/L)	0.2 / 0.02	<0.12	<0.12	<0.15	<0.15	<0.40	<0.20
Chloromethane (ug/L)	30 / 3	J ^(0.63)	<0.24	<0.30	<0.30	<4.0	<0.34
Methylene chloride (ug/L)	5 / 0.5	<0.50	<0.40	<1.0	<0.50	<4.0	<2.0
p/m Xylene (ug/L)	Total Xylenes	<0.70	<1.0	<0.90	<0.50	<2.0	<0.31
o-Xylene (ug/L)	2000 / 400	<0.30	<0.40	<0.60	<0.50	<1.0	<0.094
Toluene (ug/L)	800 / 160	<0.40	<0.40	<0.40	<0.20	<1.0	<0.11

	ES / PAL	451 Brookwood Dr.*												
		Dec-95	Feb-96	Nov-00	Jun-01	Dec-01	Jun-02	Jan-03	Jul-03	Jul-04	Jan-05	May-05	Dec-05	
Dichlorodifluoromethane (ug/L)	1000 / 200	<0.080	<0.14	<0.14	<0.14	<0.14	<0.14	<0.14	<0.14	<0.14	<0.063	3.2	<0.60	<0.60
Tetrachloroethene (ug/L)	5 / 0.5	<0.050	<0.13	<0.13	<0.13	<0.13	<0.13	<0.13	<0.13	<0.13	<0.075	<0.40	<0.40	<0.40
trans-1,2-Dichloroethene (ug/L)	100 / 20	<0.040	<0.11	<0.11	<0.11	<0.11	<0.11	<0.11	<0.11	<0.11	<0.059	<0.50	<0.60	<0.60
1,1,1-Trichloroethane (ug/L)	200 / 40	<0.050	<0.19	<0.19	<0.19	<0.19	<0.19	<0.19	<0.19	<0.19	<0.065	<0.50	<0.60	<0.60
1,1-Dichloroethene (ug/L)	7 / 0.7	<0.050	<0.10	<0.10	<0.10	<0.10	<0.10	<0.10	<0.10	<0.10	<0.061	<0.30	<0.50	<0.50
1,2-Dichloroethane (ug/L)	5 / 0.5	<0.23	<0.27	<0.27	<0.27	<0.27	<0.27	<0.27	<0.27	<0.27	<0.054	<0.40	<0.50	<0.50
1,1,2-Trichloroethane (ug/L)	5 / 0.5	<0.030	<0.18	<0.18	<0.18	<0.18	<0.18	<0.18	<0.18	<0.18	<0.052	<0.40	<0.40	<0.40
Trichloroethene (ug/L)	5 / 0.5	<0.06	<0.14	<0.14	J ^(0.24)	<0.14	<0.14	<0.14	J ^(0.18)	<0.074	J ^(0.35)	<0.15	J ^(0.32)	
1,1-Dichloroethane (ug/L)	850 / 85	<0.10	<0.26	<0.26	<0.26	<0.26	<0.26	<0.26	<0.26	<0.26	<0.057	<0.50	<0.50	<0.50
cis-1,2-Dichloroethene (ug/L)	70 / 7	<0.080	<0.12	<0.12	<0.12	<0.12	<0.12	<0.12	<0.12	<0.12	<0.055	<0.25	<0.60	<0.60
Trichlorofluoromethane (ug/L)	3490 / 698	<0.080	<0.51	<0.51	<0.51	<0.51	<0.51	<0.51	<0.51	<0.51	<0.060	<0.50	<0.50	<0.50
Chloroethane (ug/L)	400 / 80	<0.050	<0.24	<0.24	<0.24	<0.24	<0.24	<0.24	<0.24	<0.24	<0.074	<0.50	<0.70	<0.70
Vinyl chloride (ug/L)	0.2 / 0.02	<0.070	<0.11	<0.11	<0.11	<0.11	<0.11	<0.11	<0.11	<0.11	<0.065	<0.12	<0.12	<0.12
Chloromethane (ug/L)	30 / 3	<0.050	<0.090	<0.090	<0.090	<0.090	<0.090	<0.090	<0.090	<0.090	<0.074	<0.30	<0.24	<0.24
Methylene chloride (ug/L)	5 / 0.5	<0.27	<0.45	<0.45	<0.45	<0.45	<0.45	<0.45	<0.45	<0.45	<0.44	<0.50	<0.40	<0.40
p/m Xylene (ug/L)	Total Xylenes	<0.30	<0.31	<0.31	<0.31	<0.31	<0.31	<0.31	<0.31	<0.31	<0.13	<0.70	<1.0	<1.0
o-Xylene (ug/L)	2000 / 400	<0.22	<0.35	<0.35	<0.35	<0.35	<0.35	<0.35	<0.35	<0.35	<0.062	<0.30	<0.40	<0.40
Toluene (ug/L)	800 / 160	<0.16	<0.16	<0.16	<0.16	<0.16	<0.16	<0.16	<0.16	<0.16	<0.069	<0.40	<0.40	<0.40

J- Result is less than the LOQ but greater than the LOD.

B- Parameter was detected in the method blank.

LOD- Limit of Detection

²- May be associated with chlorination of well.

LOQ-Limit of Quantification

^D-Quantification was performed on a dilution of the sample.

ug/L- Micrograms per Liter (parts per billion).

J - Indicates Detection.

*- Inorganic water quality data available.

ND- No Detect.

P/NP- Present/Not Present

NA- Not Analyzed

- Analytical data obtained from the WDNR Special Well Construction Area Data Base, Town of Hudson, Wisconsin.

TABLE 1 (cont.)

ES / PAL	451 Brookwood Dr.* (cont.)				
	Jul-06	Dec-06	Dec-07	Jul-08	
Dichlorodifluoromethane (ug/L)	1000 / 200	<0.29	<0.29	<0.40	<0.40
Tetrachloroethene (ug/L)	5 / 0.5	<0.29	<0.29	<0.40	<0.40
trans-1,2-Dichloroethene (ug/L)	100 / 20	<0.40	<0.40	<0.50	<0.50
1,1,1-Trichloroethane (ug/L)	200 / 40	<0.50	<0.50	<0.60	<0.60
1,1-Dichloroethene (ug/L)	7 / 0.7	<0.30	<0.30	<0.40	<0.40
1,2-Dichloroethane (ug/L)	5 / 0.5	<0.50	<0.50	<0.30	<0.30
1,1,2-Trichloroethane (ug/L)	5 / 0.5	<0.50	<0.50	<0.50	<0.50
Trichloroethene (ug/L)	5 / 0.5	J ^(0.29)	J ^(0.35)	<0.15	<0.15
1,1-Dichloroethane (ug/L)	850 / 85	<0.40	<0.40	<0.40	<0.40
cis-1,2-Dichloroethene (ug/L)	70 / 7	<0.40	<0.40	<0.40	<0.40
Trichlorofluoromethane (ug/L)	3490 / 698	<0.70	<0.70	<0.40	<0.40
Chloroethane (ug/L)	400 / 80	<0.60	<0.60	<0.40	<0.40
Vinyl chloride (ug/L)	0.2 / 0.02	<0.15	<0.15	<0.15	<0.15
Chloromethane (ug/L)	30 / 3	<0.30	<0.30	<0.30	<0.30
Methylene chloride (ug/L)	5 / 0.5	<1.0	<1.0	<0.50	<0.50
p/m Xylene (ug/L)	Total Xylenes	<0.90	<0.90	<0.50	<0.50
o-Xylene (ug/L)	2000 / 400	<0.60	<0.60	<0.50	<0.50
Toluene (ug/L)	800 / 160	<0.40	<0.40	<0.20	<0.20

ES / PAL	453 Brookwood Dr.												
	Dec-95	Feb-96	Nov-00	Jun-01	Jan-02	Jun-02	Jan-03	Jul-03	Dec-03	Jun-04	Jan-05	May-05	
Dichlorodifluoromethane (ug/L)	1000 / 200	<0.080	<0.14	<0.14	<0.14	<0.14	<0.14	<0.14	<0.14	<0.14	<0.063	2.5	<0.60
Tetrachloroethene (ug/L)	5 / 0.5	<0.050	<0.13	<0.13	<0.13	<0.13	<0.13	<0.13	<0.13	<0.13	<0.075	<0.40	<0.40
trans-1,2-Dichloroethene (ug/L)	100 / 20	<0.040	<0.11	<0.11	<0.11	<0.11	<0.11	<0.11	<0.11	<0.11	<0.059	<0.50	<0.60
1,1,1-Trichloroethane (ug/L)	200 / 40	<0.050	<0.19	<0.19	<0.19	<0.19	<0.19	<0.19	<0.19	<0.19	<0.065	<0.50	<0.60
1,1-Dichloroethene (ug/L)	7 / 0.7	<0.050	<0.10	<0.10	<0.10	<0.10	<0.10	<0.10	<0.10	<0.10	<0.061	<0.30	<0.50
1,2-Dichloroethane (ug/L)	5 / 0.5	<0.23	<0.27	<0.27	<0.27	<0.27	<0.27	<0.27	<0.27	<0.27	<0.054	<0.40	<0.50
1,1,2-Trichloroethane (ug/L)	5 / 0.5	<0.030	<0.18	<0.18	<0.18	<0.18	<0.18	<0.18	<0.18	<0.18	<0.052	<0.40	<0.40
Trichloroethene (ug/L)	5 / 0.5	<0.06	<0.14	<0.14	J ^(0.23)	<0.14	<0.14	<0.14	J ^(0.22)	<0.14	<0.074	J ^(0.32)	<0.15
1,1-Dichloroethane (ug/L)	850 / 85	<0.10	<0.26	<0.26	<0.26	<0.26	<0.26	<0.26	<0.26	<0.26	<0.057	<0.50	<0.50
cis-1,2-Dichloroethene (ug/L)	70 / 7	<0.080	<0.12	<0.12	<0.12	<0.12	<0.12	<0.12	<0.12	<0.12	<0.055	<0.25	<0.60
Trichlorofluoromethane (ug/L)	3490 / 698	<0.080	<0.51	<0.51	<0.51	<0.51	<0.51	<0.51	<0.51	<0.51	<0.060	<0.50	<0.50
Chloroethane (ug/L)	400 / 80	<0.050	<0.24	<0.24	<0.24	<0.24	<0.24	<0.24	<0.24	<0.24	<0.074	<0.50	<0.70
Vinyl chloride (ug/L)	0.2 / 0.02	<0.070	<0.11	<0.11	<0.11	<0.11	<0.11	<0.11	<0.11	<0.11	<0.065	<0.12	<0.12
Chloromethane (ug/L)	30 / 3	<0.050	<0.090	<0.090	<0.090	<0.090	<0.090	<0.090	<0.090	<0.090	<0.074	J ^(0.41)	<0.24
Methylene chloride (ug/L)	5 / 0.5	<0.27	<0.45	<0.45	<0.45	<0.45	<0.45	<0.45	<0.45	<0.45	<0.44	<0.50	<0.40
p/m Xylene (ug/L)	Total Xylenes	<0.30	<0.31	<0.31	<0.31	<0.31	<0.31	<0.31	<0.31	<0.31	<0.13	<0.70	<1.0
o-Xylene (ug/L)	2000 / 400	<0.22	<0.35	<0.35	<0.35	<0.35	<0.35	<0.35	<0.35	<0.35	<0.062	<0.30	<0.40
Toluene (ug/L)	800 / 160	<0.16	<0.16	<0.16	<0.16	<0.16	<0.16	<0.16	<0.16	<0.16	<0.069	<0.40	<0.40

J- Result is less than the LOQ but greater than the LOD.

B- Parameter was detected in the method blank.

LOD- Limit of Detection

²- May be associated with chlorination of well.

LOQ-Limit of Quantification

^D-Quantification was performed on a dilution of the sample.

ug/L- Micrograms per Liter (parts per billion).

J - Indicates Detection.

*- Inorganic water quality data available.

ND- No Detect.

P/NP- Present/Not Present

NA- Not Analyzed

- Analytical data obtained from the WDNR Special Well Construction Area Data Base, Town of Hudson, Wisconsin.

TABLE 1 (cont.)

ES / PAL	453 Brookwood Dr. (cont)						
	Dec-05	Jul-06	Dec-06	Dec-07	Jun-08	Dec-08	
Dichlorodifluoromethane (ug/L)	1000 / 200	<0.60	<0.29	<0.29	<0.40	<0.40	<0.40
Tetrachloroethene (ug/L)	5 / 0.5	<0.40	<0.29	<0.29	<0.40	<0.40	<0.40
trans-1,2-Dichloroethene (ug/L)	100 / 20	<0.60	<0.40	<0.40	<0.50	<0.50	<0.50
1,1,1-Trichloroethane (ug/L)	200 / 40	<0.60	<0.50	<0.50	<0.60	<0.60	<0.60
1,1-Dichloroethene (ug/L)	7 / 0.7	<0.50	<0.30	<0.30	<0.40	<0.40	<0.40
1,2-Dichloroethane (ug/L)	5 / 0.5	<0.50	<0.50	<0.50	<0.30	<0.30	<0.30
1,1,2-Trichloroethane (ug/L)	5 / 0.5	<0.40	<0.50	<0.50	<0.50	<0.50	<0.50
Trichloroethene (ug/L)	5 / 0.5	J ^(0.33)	J ^(0.27)	J ^(0.40)	<0.15	<0.15	<0.15
1,1-Dichloroethane (ug/L)	850 / 85	<0.50	<0.40	<0.40	<0.40	<0.40	<0.40
cis-1,2-Dichloroethene (ug/L)	70 / 7	<0.60	<0.40	<0.40	<0.40	<0.40	<0.40
Trichlorofluoromethane (ug/L)	3490 / 698	<0.50	<0.70	<0.70	<0.40	<0.40	<0.40
Chloroethane (ug/L)	400 / 80	<0.70	<0.60	<0.60	<0.40	<0.40	<0.40
Vinyl chloride (ug/L)	0.2 / 0.02	<0.12	<0.15	<0.15	<0.15	<0.15	<0.15
Chloromethane (ug/L)	30 / 3	<0.24	<0.30	<0.30	<0.30	<0.30	<0.30
Methylene chloride (ug/L)	5 / 0.5	<0.40	<1.0	<1.0	<0.50	<0.50	<0.50
p/m Xylene (ug/L)	Total Xylenes	<1.0	<0.90	<0.90	<0.50	<0.50	<0.50
o-Xylene (ug/L)	2000 / 400	<0.40	<0.60	<0.60	<0.50	<0.50	<0.50
Toluene (ug/L)	800 / 160	<0.40	<0.40	<0.40	<0.20	<0.20	<0.20

ES / PAL	454 Brookwood Dr.							
	Jun-04	May-05	Dec-05	Jul-06	Dec-07	Jun-08	Nov-08	
Dichlorodifluoromethane (ug/L)	1000 / 200	<0.063	<0.60	<0.60	<0.29	<0.40	<0.40	<0.40
Tetrachloroethene (ug/L)	5 / 0.5	<0.075	<0.40	<0.40	<0.29	<0.40	<0.40	<0.40
trans-1,2-Dichloroethene (ug/L)	100 / 20	<0.059	<0.60	<0.60	<0.40	<0.50	<0.50	<0.50
1,1,1-Trichloroethane (ug/L)	200 / 40	<0.065	<0.60	<0.60	<0.50	<0.60	<0.60	<0.60
1,1-Dichloroethene (ug/L)	7 / 0.7	<0.061	<0.50	<0.50	<0.30	<0.40	<0.40	<0.40
1,2-Dichloroethane (ug/L)	5 / 0.5	<0.054	<0.50	<0.50	<0.50	<0.30	<0.30	<0.30
1,1,2-Trichloroethane (ug/L)	5 / 0.5	<0.052	<0.40	<0.40	<0.50	<0.50	<0.50	<0.50
Trichloroethene (ug/L)	5 / 0.5	<0.075	<0.15	J ^(0.34)	J ^(0.34)	<0.15	<0.15	J ^(0.27)
1,1-Dichloroethane (ug/L)	850 / 85	<0.057	<0.50	<0.50	<0.40	<0.40	<0.40	<0.40
cis-1,2-Dichloroethene (ug/L)	70 / 7	<0.055	<0.60	<0.60	<0.40	<0.40	<0.40	<0.40
Trichlorofluoromethane (ug/L)	3490 / 698	J ^(0.17)	<0.50	<0.50	<0.70	<0.40	<0.40	<0.40
Chloroethane (ug/L)	400 / 80	<0.074	<0.70	<0.70	<0.60	<0.40	<0.40	<0.40
Vinyl chloride (ug/L)	0.2 / 0.02	<0.065	<0.12	<0.12	<0.15	<0.15	<0.15	<0.15
Chloromethane (ug/L)	30 / 3	<0.074	<0.24	<0.24	<0.30	<0.30	<0.30	J ^(0.62)
Methylene chloride (ug/L)	5 / 0.5	<0.44	<0.40	<0.40	<1.0	<0.50	<0.50	<0.50
p/m Xylene (ug/L)	Total Xylenes	<0.13	<1.0	<1.0	<0.90	<0.50	<0.50	<0.50
o-Xylene (ug/L)	2000 / 400	<0.062	<0.40	<0.40	<0.60	<0.50	<0.50	<0.50
Toluene (ug/L)	800 / 160	<0.069	<0.40	<0.40	<0.40	<0.20	<0.20	<0.20

J- Result is less than the LOQ but greater than the LOD.

B- Parameter was detected in the method blank.

LOD- Limit of Detection

²- May be associated with chlorination of well.

LOQ-Limit of Quantification

^D-Quantification was performed on a dilution of the sample.

ug/L- Micrograms per Liter (parts per billion).

J - Indicates Detection.

*- Inorganic water quality data available.

ND- No Detect.

P/NP- Present/Not Present

NA- Not Analyzed

- Analytical data obtained from the WDNR Special Well Construction Area Data Base, Town of Hudson, Wisconsin.

TABLE 1 (cont.)

	ES / PAL	468 Brookwood Dr.												
		Dec-95	Feb-96	Nov-00	Jun-01	Jun-02	Jan-03	Jul-03	Dec-03	Jul-04	Jan-05	May-05	Dec-05	
Dichlorodifluoromethane (ug/L)	1000 / 200	<0.080	<0.14	<0.14	<0.14	<0.14	<0.14	<0.14	<0.14	<0.14	<0.063	2.5	<0.60	<0.60
Tetrachloroethene (ug/L)	5 / 0.5	<0.050	<0.13	<0.13	<0.13	<0.13	<0.13	<0.13	<0.13	<0.13	<0.075	<0.40	<0.40	<0.40
trans-1,2-Dichloroethene (ug/L)	100 / 20	<0.040	<0.11	<0.11	<0.11	<0.11	<0.11	<0.11	<0.11	<0.11	<0.059	<0.50	<0.60	<0.60
1,1,1-Trichloroethane (ug/L)	200 / 40	<0.050	<0.19	<0.19	<0.19	<0.19	<0.19	<0.19	<0.19	<0.19	<0.065	<0.50	<0.60	<0.60
1,1-Dichloroethene (ug/L)	7 / 0.7	<0.050	<0.10	<0.10	<0.10	<0.10	<0.10	<0.10	<0.10	<0.10	<0.061	<0.30	<0.50	<0.50
1,2-Dichloroethane (ug/L)	5 / 0.5	<0.23	<0.27	<0.27	<0.27	<0.27	<0.27	<0.27	<0.27	<0.27	<0.054	<0.40	<0.50	<0.50
1,1,2-Trichloroethane (ug/L)	5 / 0.5	<0.030	<0.18	<0.18	<0.18	<0.18	<0.18	<0.18	<0.18	<0.18	<0.052	<0.40	<0.40	<0.40
Trichloroethene (ug/L)	5 / 0.5	<0.06	<0.14	<0.14	J ^(0.21)	<0.14	<0.14	<0.14	J ^(0.22)	J ^(0.19)	J ^(0.20)	J ^(0.31)	<0.15	J ^(0.34)
1,1-Dichloroethane (ug/L)	850 / 85	<0.10	<0.26	<0.26	<0.26	<0.26	<0.26	<0.26	<0.26	<0.26	<0.057	<0.50	<0.50	<0.50
cis-1,2-Dichloroethene (ug/L)	70 / 7	<0.080	<0.12	<0.12	<0.12	<0.12	<0.12	<0.12	<0.12	<0.12	<0.055	<0.25	<0.60	<0.60
Trichlorofluoromethane (ug/L)	3490 / 698	<0.080	<0.51	<0.51	<0.51	<0.51	<0.51	<0.51	<0.51	<0.51	<0.060	<0.50	<0.50	<0.50
Chloroethane (ug/L)	400 / 80	<0.050	<0.24	<0.24	<0.24	<0.24	<0.24	<0.24	<0.24	<0.24	<0.074	<0.50	<0.70	<0.70
Vinyl chloride (ug/L)	0.2 / 0.02	<0.070	<0.11	<0.11	<0.11	<0.11	<0.11	<0.11	<0.11	<0.11	<0.065	<0.12	<0.12	<0.12
Chloromethane (ug/L)	30 / 3	<0.050	<0.090	<0.090	<0.090	<0.090	<0.090	<0.090	<0.090	<0.090	<0.074	<0.30	<0.24	<0.24
Methylene chloride (ug/L)	5 / 0.5	<0.27	<0.45	<0.45	<0.45	<0.45	<0.45	<0.45	<0.45	<0.45	<0.44	<0.50	<0.40	<0.40
p/m Xylene (ug/L)	Total Xylenes	<0.30	<0.31	<0.31	<0.31	<0.31	<0.31	<0.31	<0.31	<0.31	<0.13	<0.70	<1.0	<1.0
o-Xylene (ug/L)	2000 / 400	<0.22	<0.35	<0.35	<0.35	<0.35	<0.35	<0.35	<0.35	<0.35	<0.062	<0.30	<0.40	<0.40
Toluene (ug/L)	800 / 160	<0.16	<0.16	<0.16	<0.16	<0.16	<0.16	<0.16	<0.16	<0.16	<0.069	<0.40	<0.40	<0.40

	ES / PAL	468 Brookwood Dr. (cont.)			
		Jul-06	Dec-07	Jun-08	Nov-08
Dichlorodifluoromethane (ug/L)	1000 / 200	<0.29	<0.40	<0.40	<0.40
Tetrachloroethene (ug/L)	5 / 0.5	<0.29	<0.40	<0.40	<0.40
trans-1,2-Dichloroethene (ug/L)	100 / 20	<0.40	<0.50	<0.50	<0.50
1,1,1-Trichloroethane (ug/L)	200 / 40	<0.50	<0.60	<0.60	<0.60
1,1-Dichloroethene (ug/L)	7 / 0.7	<0.30	<0.40	<0.40	<0.40
1,2-Dichloroethane (ug/L)	5 / 0.5	<0.50	<0.30	<0.30	<0.30
1,1,2-Trichloroethane (ug/L)	5 / 0.5	<0.50	<0.50	<0.50	<0.50
Trichloroethene (ug/L)	5 / 0.5	J ^(0.35)	<0.15	<0.15	J ^(0.28)
1,1-Dichloroethane (ug/L)	850 / 85	<0.40	<0.40	<0.40	<0.40
cis-1,2-Dichloroethene (ug/L)	70 / 7	<0.40	<0.40	<0.40	<0.40
Trichlorofluoromethane (ug/L)	3490 / 698	<0.70	<0.40	<0.40	<0.40
Chloroethane (ug/L)	400 / 80	<0.60	<0.40	<0.40	<0.40
Vinyl chloride (ug/L)	0.2 / 0.02	<0.15	<0.15	<0.15	<0.15
Chloromethane (ug/L)	30 / 3	<0.30	<0.30	<0.30	<0.30
Methylene chloride (ug/L)	5 / 0.5	<1.0	<0.50	<0.50	<0.50
p/m Xylene (ug/L)	Total Xylenes	<0.90	<0.50	<0.50	<0.50
o-Xylene (ug/L)	2000 / 400	<0.60	<0.50	<0.50	<0.50
Toluene (ug/L)	800 / 160	<0.40	<0.20	<0.20	<0.20

J- Result is less than the LOQ but greater than the LOD.

B- Parameter was detected in the method blank.

LOD- Limit of Detection

²- May be associated with chlorination of well.

LOQ-Limit of Quantification

^D-Quantification was performed on a dilution of the sample.

ug/L- Micrograms per Liter (parts per billion).

J - Indicates Detection.

*- Inorganic water quality data available.

ND- No Detect.

P/NP- Present/Not Present

NA- Not Analyzed

- Analytical data obtained from the WDNR Special Well Construction Area Data Base, Town of Hudson, Wisconsin.

TABLE 1 (cont.)

ES / PAL	469 Brookwood Dr.												
	Dec-95	Feb-96	Aug-98	Mar-02	Jan-03	Mar-04	Apr-05	Mar-06	Apr-07	Feb-08	Apr-09	Jun-14	
Dichlorodifluoromethane (ug/L)	1000 / 200	<0.080	<0.14	<0.14	<0.14	<0.14	<0.14	<0.60	<0.60	<0.29	<0.40	<1.0	<0.50
Tetrachloroethene (ug/L)	5 / 0.5	<0.050	<0.13	<0.13	<0.13	<0.13	<0.18	<0.40	<0.40	<0.29	<0.40	<1.0	<0.16
trans-1,2-Dichloroethene (ug/L)	100 / 20	<0.040	<0.11	<0.11	<0.11	<0.11	<0.11	<0.60	<0.60	<0.40	<0.50	<1.0	<0.23
1,1,1-Trichloroethane (ug/L)	200 / 40	<0.050	<0.19	<0.19	<0.19	<0.19	<0.086	<0.60	<0.60	<0.50	<0.60	<1.0	<0.26
1,1-Dichloroethene (ug/L)	7 / 0.7	<0.050	<0.10	<0.10	<0.10	<0.10	<0.14	<0.50	<0.50	<0.30	<0.40	<1.0	<0.20
1,2-Dichloroethane (ug/L)	5 / 0.5	<0.23	<0.27	<0.27	<0.27	<0.27	<0.053	<0.50	<0.50	<0.50	<0.30	<1.0	<0.13
1,1,2-Trichloroethane (ug/L)	5 / 0.5	<0.030	<0.18	<0.18	<0.18	<0.18	<0.12	<0.40	<0.40	<0.50	<0.50	<1.0	<0.13
Trichloroethene (ug/L)	5 / 0.5	J ^(0.17)	<0.14	0.33	<0.14	J ^(0.25)	<0.094	<0.15	J ^(0.19)	J ^(0.23)	J ^(0.23)	<0.25	J ^(0.27)
1,1-Dichloroethane (ug/L)	850 / 85	<0.10	<0.26	<0.26	<0.26	<0.26	<0.063	<0.50	<0.50	<0.40	<0.40	<1.0	<0.16
cis-1,2-Dichloroethene (ug/L)	70 / 7	<0.080	<0.12	<0.12	<0.12	<0.12	<0.039	<0.60	<0.60	<0.40	<0.40	<1.0	<0.13
Trichlorofluoromethane (ug/L)	3490 / 698	<0.080	<0.51	<0.51	<0.51	<0.51	<0.11	<0.50	<0.50	<0.70	<0.40	<1.0	<0.22
Chloroethane (ug/L)	400 / 80	<0.050	<0.24	<0.24	<0.24	<0.24	<0.11	<0.70	<0.70	<0.60	<0.40	<1.0	<0.24
Vinyl chloride (ug/L)	0.2 / 0.02	<0.070	<0.11	<0.11	<0.11	<0.11	<0.13	<0.12	<0.12	<0.15	<0.15	<0.40	<0.20
Chloromethane (ug/L)	30 / 3	B J ^(0.39)	<0.090	<0.090	<0.090	<0.090	<0.15	<0.24	<0.24	J ^(0.34)	<0.30	<1.0	<0.34
Methylene chloride (ug/L)	5 / 0.5	<0.27	<0.45	<0.45	<0.45	<0.45	<1.3	<0.40	<0.40	<1.0	<0.50	<4.0	<2.0
p/m Xylene (ug/L)	Total Xylenes	<0.30	<0.31	<0.31	<0.31	<0.31	<0.12	<1.0	<1.0	<0.90	<0.50	<2.0	<0.31
o-Xylene (ug/L)	2000 / 400	<0.22	<0.35	<0.35	<0.35	<0.35	<0.14	<0.40	<0.40	<0.60	<0.50	<1.0	<0.094
Toluene (ug/L)	800 / 160	<0.16	<0.16	<0.16	<0.16	<0.16	<0.075	<0.40	<0.40	<0.40	<0.20	<1.0	<0.11

ES / PAL	470 Brookwood Dr.								
	Dec-85	Nov-90	Dec-97	Jan-00	Dec-00	Sep-02	Aug-07	Jul-14	
Dichlorodifluoromethane (ug/L)	1000 / 200			<0.14	<0.14	<0.14	<0.14	<0.40	<0.50
Tetrachloroethene (ug/L)	5 / 0.5	ND	ND	<0.13	<0.13	<0.13	<0.13	<0.40	<0.16
trans-1,2-Dichloroethene (ug/L)	100 / 20			<0.11	<0.11	<0.11	<0.11	<0.50	<0.23
1,1,1-Trichloroethane (ug/L)	200 / 40	ND	ND	<0.19	<0.19	<0.19	<0.19	<0.60	<0.26
1,1-Dichloroethene (ug/L)	7 / 0.7	ND	ND	<0.10	<0.10	<0.10	<0.10	<0.40	<0.20
1,2-Dichloroethane (ug/L)	5 / 0.5			<0.27	<0.27	<0.27	<0.27	<0.30	<0.13
1,1,2-Trichloroethane (ug/L)	5 / 0.5			<0.18	<0.18	<0.18	<0.18	<0.50	<0.13
Trichloroethene (ug/L)	5 / 0.5	ND	ND	J ^(0.21)	<0.14	<0.14	<0.14	<0.15	J ^(0.15)
1,1-Dichloroethane (ug/L)	850 / 85	ND	ND	<0.26	<0.26	<0.26	<0.26	<0.40	<0.16
cis-1,2-Dichloroethene (ug/L)	70 / 7			<0.12	<0.12	<0.12	<0.12	<0.40	<0.13
Trichlorofluoromethane (ug/L)	3490 / 698	ND	ND	<0.51	<0.51	<0.51	<0.51	<0.40	<0.22
Chloroethane (ug/L)	400 / 80			<0.24	<0.24	<0.24	<0.24	<0.40	<0.24
Vinyl chloride (ug/L)	0.2 / 0.02			<0.11	<0.11	<0.11	<0.11	<0.15	<0.20
Chloromethane (ug/L)	30 / 3			<0.090	J ^(1.1)	<0.090	<0.090	<0.30	<0.34
Methylene chloride (ug/L)	5 / 0.5			<0.45	<0.45	<0.45	<0.45	<0.50	<2.0
p/m Xylene (ug/L)	Total Xylenes			<0.31	<0.31	<0.31	<0.31	<0.50	<0.31
o-Xylene (ug/L)	2000 / 400			<0.35	<0.35	<0.35	<0.35	<0.50	<0.094
Toluene (ug/L)	800 / 160			<0.16	<0.16	<0.16	<0.16	<0.20	<0.11

J- Result is less than the LOQ but greater than the LOD.

B- Parameter was detected in the method blank.

LOD- Limit of Detection

2- May be associated with chlorination of well.

LOQ-Limit of Quantification

° -Quantification was performed on a dilution of the sample.

ug/L- Micrograms per Liter (parts per billion).

- Indicates Detection.

*- Inorganic water quality data available.

ND- No Detect.

P/NP- Present/Not Present

NA- Not Analyzed

- Analytical data obtained from the WDNR Special Well Construction Area Data Base, Town of Hudson, Wisconsin.

TABLE 1 (cont.)

ES / PAL	471 Brookwood Dr.													
	Dec-95	Feb-96	Jan-01	Jun-01	Jan-02	Jan-03	Dec-03	Jul-04	Jan-05	May-05	Dec-05	Jul-06		
Dichlorodifluoromethane (ug/L)	1000 / 200	<0.080	<0.14	<0.14	<0.14	<0.14	<0.14	<0.14	<0.14	<0.063	<0.40	<0.60	<0.60	<0.29
Tetrachloroethene (ug/L)	5 / 0.5	<0.050	<0.13	<0.13	<0.13	<0.13	<0.13	<0.13	<0.13	<0.075	<0.40	<0.40	<0.40	<0.29
trans-1,2-Dichloroethene (ug/L)	100 / 20	<0.040	<0.11	<0.11	<0.11	<0.11	<0.11	<0.11	<0.11	<0.059	<0.50	<0.60	<0.60	<0.40
1,1,1-Trichloroethane (ug/L)	200 / 40	<0.050	<0.19	<0.19	<0.19	<0.19	<0.19	<0.19	<0.19	<0.065	<0.50	<0.60	<0.60	<0.50
1,1-Dichloroethene (ug/L)	7 / 0.7	<0.050	<0.10	<0.10	<0.10	<0.10	<0.10	<0.10	<0.10	<0.061	<0.30	<0.50	<0.50	<0.30
1,2-Dichloroethane (ug/L)	5 / 0.5	<0.23	<0.27	<0.27	<0.27	<0.27	<0.27	<0.27	<0.27	<0.054	<0.40	<0.50	<0.50	<0.50
1,1,2-Trichloroethane (ug/L)	5 / 0.5	<0.030	<0.18	<0.18	<0.18	<0.18	<0.18	<0.18	<0.18	<0.052	<0.40	<0.40	<0.40	<0.50
Trichloroethene (ug/L)	5 / 0.5	<0.06	<0.14	<0.14	J ^(0.18)	<0.14	<0.14	J ^(0.15)	J ^(0.18)	0.36	<0.15	J ^(0.31)	J ^(0.25)	
1,1-Dichloroethane (ug/L)	850 / 85	<0.10	<0.26	<0.26	<0.26	<0.26	<0.26	<0.26	<0.26	<0.057	<0.50	<0.50	<0.50	<0.40
cis-1,2-Dichloroethene (ug/L)	70 / 7	<0.080	<0.12	<0.12	<0.12	<0.12	<0.12	<0.12	<0.12	<0.055	<0.25	<0.60	<0.60	<0.40
Trichlorofluoromethane (ug/L)	3490 / 698	<0.080	<0.51	<0.51	<0.51	<0.51	<0.51	<0.51	<0.51	<0.060	<0.50	<0.50	<0.50	<0.70
Chloroethane (ug/L)	400 / 80	<0.050	<0.24	<0.24	<0.24	<0.24	<0.24	<0.24	<0.24	<0.074	<0.50	<0.24	<0.24	<0.60
Vinyl chloride (ug/L)	0.2 / 0.02	<0.070	<0.11	<0.11	<0.11	<0.11	<0.11	<0.11	<0.11	<0.065	<0.12	<0.12	<0.12	<0.15
Chloromethane (ug/L)	30 / 3	<0.050	<0.090	<0.090	<0.090	<0.090	<0.090	<0.090	<0.090	<0.074	<0.30	<0.24	<0.24	<0.30
Methylene chloride (ug/L)	5 / 0.5	<0.27	<0.45	<0.45	<0.45	<0.45	<0.45	<0.45	<0.45	<0.44	<0.50	<0.40	<0.40	<1.0
p/m Xylene (ug/L)	Total Xylenes	<0.30	<0.31	<0.31	<0.31	<0.31	<0.31	<0.31	<0.31	<0.13	<0.70	<1.0	<1.0	<0.90
o-Xylene (ug/L)	2000 / 400	<0.22	<0.35	<0.35	<0.35	<0.35	<0.35	<0.35	<0.35	<0.062	<0.30	<0.40	<0.40	<0.60
Toluene (ug/L)	800 / 160	<0.16	<0.16	<0.16	<0.16	<0.16	<0.16	<0.16	<0.16	<0.069	<0.40	<0.40	<0.40	<0.40

ES / PAL	471 Brookwood Dr. (cont.)								
	Dec-07	Jun-08	Dec-08	Jun-09	Dec-09	Jul-10	Mar-11	Jun-11	
Dichlorodifluoromethane (ug/L)	1000 / 200	<0.40	<0.40	<0.40	<1.0	<1.0	<0.30	<0.29	<0.23
Tetrachloroethene (ug/L)	5 / 0.5	<0.40	<0.40	<0.40	<1.0	<1.0	<0.15	<0.15	<0.26
trans-1,2-Dichloroethene (ug/L)	100 / 20	<0.50	<0.50	<0.50	<1.0	<1.0	<0.11	<0.11	<0.21
1,1,1-Trichloroethane (ug/L)	200 / 40	<0.60	<0.60	<0.60	<1.0	<1.0	<0.090	<0.090	<0.26
1,1-Dichloroethene (ug/L)	7 / 0.7	<0.40	<0.40	<0.40	<1.0	<1.0	<0.20	<0.20	<0.47
1,2-Dichloroethane (ug/L)	5 / 0.5	<0.30	<0.30	<0.30	<1.0	<1.0	<0.080	<0.080	<0.23
1,1,2-Trichloroethane (ug/L)	5 / 0.5	<0.50	<0.50	<0.50	<1.0	<1.0	<0.11	<0.11	<0.38
Trichloroethene (ug/L)	5 / 0.5	<0.15	J ^(0.25)	J ^(0.29)	<0.25	<0.25	<0.14	<0.14	<0.20
1,1-Dichloroethane (ug/L)	850 / 85	<0.40	<0.40	<0.40	<1.0	<1.0	<0.080	<0.080	<0.23
cis-1,2-Dichloroethene (ug/L)	70 / 7	<0.40	<0.40	<0.40	<1.0	<1.0	<0.23	<0.23	<0.37
Trichlorofluoromethane (ug/L)	3490 / 698	<0.40	<0.40	<0.40	<1.0	<1.0	<0.14	<0.14	<0.49
Chloroethane (ug/L)	400 / 80	<0.40	<0.40	<0.40	<1.0	<1.0	<0.32	<0.32	<0.32
Vinyl chloride (ug/L)	0.2 / 0.02	<0.15	<0.15	<0.15	<0.40	<0.40	<0.11	<0.11	<0.17
Chloromethane (ug/L)	30 / 3	<0.30	<0.30	<0.30	<4.0	<4.0	<0.36	<0.36	<0.36
Methylene chloride (ug/L)	5 / 0.5	<0.50	<0.50	<0.50	<4.0	<4.0	<2.0	<2.0	<2.0
p/m Xylene (ug/L)	Total Xylenes	<0.50	<0.50	<0.50	<2.0	<2.0	<0.15	<0.15	<0.66
o-Xylene (ug/L)	2000 / 400	<0.50	<0.50	<0.50	<1.0	<1.0	<0.10	<0.10	<0.46
Toluene (ug/L)	800 / 160	<0.20	<0.20	<0.20	<1.0	<1.0	<0.11	<0.11	<0.39

J- Result is less than the LOQ but greater than the LOD.

B- Parameter was detected in the method blank.

LOD- Limit of Detection

²- May be associated with chlorination of well.

LOQ-Limit of Quantification

^D-Quantification was performed on a dilution of the sample.

ug/L- Micrograms per Liter (parts per billion).

- Indicates Detection.

*- Inorganic water quality data available.

ND- No Detect.

P/NP- Present/Not Present

NA- Not Analyzed

- Analytical data obtained from the WDNR Special Well Construction Area Data Base, Town of Hudson, Wisconsin.

TABLE 1 (cont.)

ES / PAL	930 Carter Cir.										
	Jul-03	Dec-03	Jul-04	Jan-05	May-05	Dec-05	Jul-06	Dec-07	Jul-08	Dec-08	
Dichlorodifluoromethane (ug/L)	1000 / 200	<0.14	<0.14	<0.063	1.9	<0.60	<0.60	<0.29	<0.40	<0.40	<0.40
Tetrachloroethene (ug/L)	5 / 0.5	<0.13	<0.13	<0.075	<0.40	<0.40	<0.40	<0.29	<0.40	<0.40	<0.40
trans-1,2-Dichloroethene (ug/L)	100 / 20	<0.11	<0.11	<0.059	<0.50	<0.60	<0.60	<0.40	<0.50	<0.50	<0.50
1,1,1-Trichloroethane (ug/L)	200 / 40	<0.19	<0.19	<0.065	<0.50	<0.60	<0.60	<0.50	<0.60	<0.60	<0.60
1,1-Dichloroethene (ug/L)	7 / 0.7	<0.10	<0.10	<0.061	<0.30	<0.50	<0.50	<0.30	<0.40	<0.40	<0.40
1,2-Dichloroethane (ug/L)	5 / 0.5	<0.27	<0.27	<0.054	<0.40	<0.50	<0.50	<0.50	<0.30	<0.30	<0.30
1,1,2-Trichloroethane (ug/L)	5 / 0.5	<0.18	<0.18	<0.052	<0.40	<0.40	<0.40	<0.50	<0.50	<0.50	<0.50
Trichloroethene (ug/L)	5 / 0.5	0.38	J ^(0.24)	J ^(0.34)	J ^(0.48)	<0.15	J ^(0.42)	J ^(0.41)	J ^(0.34)	0.53	J ^(0.36)
1,1-Dichloroethane (ug/L)	850 / 85	<0.26	<0.26	<0.057	<0.50	<0.50	<0.50	<0.40	<0.40	<0.40	<0.40
cis-1,2-Dichloroethene (ug/L)	70 / 7	<0.12	<0.12	<0.055	<0.25	<0.60	<0.60	<0.40	<0.40	<0.40	<0.40
Trichlorofluoromethane (ug/L)	3490 / 698	<0.51	<0.51	<0.060	<0.50	<0.50	<0.50	<0.70	<0.40	<0.40	<0.40
Chloroethane (ug/L)	400 / 80	<0.24	<0.24	<0.074	<0.50	<0.70	<0.70	<0.60	<0.40	<0.40	<0.40
Vinyl chloride (ug/L)	0.2 / 0.02	<0.11	<0.11	<0.065	<0.12	<0.12	<0.12	<0.15	<0.15	<0.15	<0.15
Chloromethane (ug/L)	30 / 3	<0.090	<0.090	<0.074	<0.30	<0.24	<0.24	<0.30	<0.30	<0.30	<0.30
Methylene chloride (ug/L)	5 / 0.5	<0.45	<0.45	<0.44	<0.50	<0.40	<0.40	<1.0	<0.50	<0.50	<0.50
p/m Xylene (ug/L)	Total Xylenes	<0.31	<0.31	<0.13	<0.70	<1.0	<1.0	<0.90	<0.50	<0.50	<0.50
o-Xylene (ug/L)	2000 / 400	<0.35	<0.35	<0.062	<0.30	<0.40	<0.40	<0.60	<0.50	<0.50	<0.50
Toluene (ug/L)	800 / 160	<0.16	<0.16	<0.069	<0.40	<0.40	<0.40	<0.40	<0.20	<0.20	<0.20

ES / PAL	933 Carter Cir.*											
	Dec-96	Jun-97	Dec-98	Feb-01	Mar-02	Apr-03	May-04	Dec-05	May-06	Oct-17	Jul-18	
Dichlorodifluoromethane (ug/L)	1000 / 200	J ^(1.3)	<0.14	<0.14	<0.14	<0.14	<0.14	<0.063	<0.60	<0.60	<0.31	<0.23
Tetrachloroethene (ug/L)	5 / 0.5	<0.13	<0.13	<0.13	<0.13	<0.13	<0.13	<0.075	<0.40	<0.40	<0.16	<0.17
trans-1,2-Dichloroethene (ug/L)	100 / 20	<0.11	<0.11	<0.11	<0.11	<0.11	<0.11	<0.059	<0.60	<0.60	<0.21	<0.12
1,1,1-Trichloroethane (ug/L)	200 / 40	<0.19	<0.19	<0.19	<0.19	<0.19	<0.19	<0.065	<0.60	<0.60	<0.15	<0.14
1,1-Dichloroethene (ug/L)	7 / 0.7	<0.10	<0.10	<0.10	<0.10	<0.10	<0.10	<0.061	<0.50	<0.50	<0.18	<0.16
1,2-Dichloroethane (ug/L)	5 / 0.5	<0.27	<0.27	<0.27	<0.27	<0.27	<0.27	<0.054	<0.50	<0.50	<0.32	<0.22
1,1,2-Trichloroethane (ug/L)	5 / 0.5	<0.18	<0.18	<0.18	<0.18	<0.18	<0.18	<0.052	<0.40	<0.40	<0.22	<0.18
Trichloroethene (ug/L)	5 / 0.5	J ^(0.15)	0.70	<0.14	J ^(0.23)	J ^(0.22)	J ^(0.20)	J ^(0.27)	J ^(0.33)	J ^(0.26)	J ^(0.25)	<0.15
1,1-Dichloroethane (ug/L)	850 / 85	<0.26	<0.26	<0.26	<0.26	<0.26	<0.26	<0.057	<0.50	<0.50	<0.14	<0.17
cis-1,2-Dichloroethene (ug/L)	70 / 7	<0.12	<0.12	<0.12	<0.12	<0.12	<0.12	<0.055	<0.60	<0.60	<0.20	<0.15
Trichlorofluoromethane (ug/L)	3490 / 698	<0.51	<0.51	<0.51	<0.51	<0.51	<0.51	<0.060	<0.50	<0.50	<0.13	<0.23
Chloroethane (ug/L)	400 / 80	<0.24	<0.24	<0.24	<0.24	<0.24	<0.24	<0.074	<0.70	<0.70	<0.44	<0.49
Vinyl chloride (ug/L)	0.2 / 0.02	<0.11	<0.11	<0.11	<0.11	<0.11	<0.11	<0.065	<0.12	<0.12	<0.096	<0.092
Chloromethane (ug/L)	30 / 3	<0.090	<0.090	<0.090	<0.090	<0.090	<0.090	<0.074	<0.24	<0.24	<1.1	<0.16
Methylene chloride (ug/L)	5 / 0.5	<0.45	<0.45	<0.45	<0.45	<0.45	<0.45	<0.44	<0.40	<0.40	<1.2	<0.98
p/m Xylene (ug/L)	Total Xylenes	<0.31	<0.31	<0.31	<0.31	<0.31	<0.31	<0.13	<1.0	<1.0	<0.24	<0.31
o-Xylene (ug/L)	2000 / 400	J ^(0.38)	<0.35	<0.35	<0.35	<0.35	<0.35	<0.062	<0.40	<0.40	<0.17	<0.16
Toluene (ug/L)	800 / 160	6.1	<0.16	<0.16	<0.16	<0.16	<0.16	<0.069	<0.40	<0.40	<0.17	<0.083

J- Result is less than the LOQ but greater than the LOD.

B- Parameter was detected in the method blank.

LOD- Limit of Detection

²- May be associated with chlorination of well.

LOQ-Limit of Quantification

^D-Quantification was performed on a dilution of the sample.

ug/L- Micrograms per Liter (parts per billion).

J - Indicates Detection.

*- Inorganic water quality data available.

ND- No Detect.

P/NP- Present/Not Present

NA- Not Analyzed

- Analytical data obtained from the WDNR Special Well Construction Area Data Base, Town of Hudson, Wisconsin.

TABLE 1 (cont.)

ES / PAL	934 Carter Cir.												
	Sep-99	Mar-00	Jun-01	Dec-01	Jun-02	Jan-03	Jul-03	Dec-03	Jun-04	Jan-05	May-05	Dec-05	
Dichlorodifluoromethane (ug/L)	1000 / 200	<0.14	<0.14	<0.14	<0.14	<0.14	<0.14	<0.14	<0.14	<0.063	<0.40	<0.60	<0.60
Tetrachloroethene (ug/L)	5 / 0.5	<0.13	<0.13	<0.13	<0.13	<0.13	<0.13	<0.13	<0.13	<0.075	<0.40	<0.40	<0.40
trans-1,2-Dichloroethene (ug/L)	100 / 20	<0.11	<0.11	<0.11	<0.11	<0.11	<0.11	<0.11	<0.11	<0.059	<0.50	<0.60	<0.60
1,1,1-Trichloroethane (ug/L)	200 / 40	<0.19	<0.19	<0.19	<0.19	<0.19	<0.19	<0.19	<0.19	<0.065	<0.50	<0.60	<0.60
1,1-Dichloroethene (ug/L)	7 / 0.7	<0.10	<0.10	<0.10	<0.10	<0.10	<0.10	<0.10	<0.10	<0.061	<0.30	<0.50	<0.50
1,2-Dichloroethane (ug/L)	5 / 0.5	<0.27	<0.27	<0.27	<0.27	<0.27	<0.27	<0.27	<0.27	<0.054	<0.40	<0.50	<0.50
1,1,2-Trichloroethane (ug/L)	5 / 0.5	<0.18	<0.18	<0.18	<0.18	<0.18	<0.18	<0.18	<0.18	<0.052	<0.40	<0.40	<0.40
Trichloroethene (ug/L)	5 / 0.5	J ^(0.22)	<0.14	0.32	<0.14	J ^(0.22)	<0.14	J ^(0.29)	J ^(0.21)	J ^(0.15)	J ^(0.37)	J ^(0.42)	J ^(0.34)
1,1-Dichloroethane (ug/L)	850 / 85	<0.26	<0.26	<0.26	<0.26	<0.26	<0.26	<0.26	<0.26	<0.057	<0.50	<0.50	<0.50
cis-1,2-Dichloroethene (ug/L)	70 / 7	<0.12	<0.12	<0.12	<0.12	<0.12	<0.12	<0.12	<0.12	<0.055	<0.25	<0.60	<0.60
Trichlorofluoromethane (ug/L)	3490 / 698	<0.51	<0.51	<0.51	<0.51	<0.51	<0.51	<0.51	<0.51	<0.060	<0.50	<0.50	<0.50
Chloroethane (ug/L)	400 / 80	<0.24	<0.24	<0.24	<0.24	<0.24	<0.24	<0.24	<0.24	<0.074	<0.50	<0.70	<0.70
Vinyl chloride (ug/L)	0.2 / 0.02	<0.11	<0.11	<0.11	<0.11	<0.11	<0.11	<0.11	<0.11	<0.065	<0.12	<0.12	<0.12
Chloromethane (ug/L)	30 / 3	<0.090	<0.090	<0.090	<0.090	<0.090	<0.090	<0.090	<0.090	<0.074	<0.30	<0.24	<0.24
Methylene chloride (ug/L)	5 / 0.5	<0.45	<0.45	<0.45	<0.45	<0.45	<0.45	<0.45	<0.45	<0.44	<0.50	<0.40	<0.40
p/m Xylene (ug/L)	Total Xylenes	<0.31	<0.31	<0.31	<0.31	<0.31	<0.31	<0.31	<0.31	<0.13	<0.70	<1.0	<1.0
o-Xylene (ug/L)	2000 / 400	<0.35	<0.35	<0.35	<0.35	<0.35	<0.35	<0.35	<0.35	<0.062	<0.30	<0.40	<0.40
Toluene (ug/L)	800 / 160	<0.16	<0.16	<0.16	<0.16	<0.16	<0.16	<0.16	<0.16	<0.069	<0.40	<0.40	<0.40

ES / PAL	934 Carter Cir. (cont.)					
	Jul-06	Dec-06	Jun-08	Nov-08	Dec-07	
Dichlorodifluoromethane (ug/L)	1000 / 200	<0.29	<0.29	<0.40	<0.40	<0.40
Tetrachloroethene (ug/L)	5 / 0.5	<0.29	<0.29	<0.40	<0.40	<0.40
trans-1,2-Dichloroethene (ug/L)	100 / 20	<0.40	<0.40	<0.50	<0.50	<0.50
1,1,1-Trichloroethane (ug/L)	200 / 40	<0.50	<0.50	<0.60	<0.60	<0.60
1,1-Dichloroethene (ug/L)	7 / 0.7	<0.30	<0.30	<0.40	<0.40	<0.40
1,2-Dichloroethane (ug/L)	5 / 0.5	<0.50	<0.50	<0.30	<0.30	<0.30
1,1,2-Trichloroethane (ug/L)	5 / 0.5	<0.50	<0.50	<0.50	<0.50	<0.50
Trichloroethene (ug/L)	5 / 0.5	J ^(0.35)	J ^(0.45)	<0.15	J ^(0.38)	J ^(0.29)
1,1-Dichloroethane (ug/L)	850 / 85	<0.40	<0.40	<0.40	<0.40	<0.40
cis-1,2-Dichloroethene (ug/L)	70 / 7	<0.40	<0.40	<0.40	<0.40	<0.40
Trichlorofluoromethane (ug/L)	3490 / 698	<0.70	<0.70	<0.40	<0.40	<0.40
Chloroethane (ug/L)	400 / 80	<0.60	<0.60	<0.40	<0.40	<0.40
Vinyl chloride (ug/L)	0.2 / 0.02	<0.15	<0.15	<0.15	<0.15	<0.15
Chloromethane (ug/L)	30 / 3	<0.30	<0.30	<0.30	<0.30	J ^(0.52)
Methylene chloride (ug/L)	5 / 0.5	<1.0	<1.0	<0.50	<0.50	<0.50
p/m Xylene (ug/L)	Total Xylenes	<0.90	<0.90	<0.50	<0.50	<0.50
o-Xylene (ug/L)	2000 / 400	<0.60	<0.60	<0.50	<0.50	<0.50
Toluene (ug/L)	800 / 160	<0.40	<0.40	<0.20	<0.20	<0.20

J- Result is less than the LOQ but greater than the LOD.

B- Parameter was detected in the method blank.

LOD- Limit of Detection

²- May be associated with chlorination of well.

LOQ-Limit of Quantification

^D-Quantification was performed on a dilution of the sample.

ug/L- Micrograms per Liter (parts per billion).

- Indicates Detection.

*- Inorganic water quality data available.

ND- No Detect.

P/NP- Present/Not Present

NA- Not Analyzed

- Analytical data obtained from the WDNR Special Well Construction Area Data Base, Town of Hudson, Wisconsin.

TABLE 1 (cont.)

ES / PAL	935 Carter Cir.											
	Apr-97	Mar-98	Dec-99	Mar-02	Jan-03	Apr-04	Feb-05	Apr-06	Apr-07	Jun-08	Nov-17	
Dichlorodifluoromethane (ug/L)	1000 / 200	<0.14	<0.14	<0.14	<0.14	J ^(0.31)	<0.40	<0.40	<0.60	<0.29	<0.40	<0.22
Tetrachloroethene (ug/L)	5 / 0.5	<0.13	<0.13	<0.13	<0.13	<0.13	<0.40	<0.40	<0.40	<0.29	<0.40	<0.50
trans-1,2-Dichloroethene (ug/L)	100 / 20	<0.11	<0.11	<0.11	<0.11	<0.11	<0.50	<0.50	<0.60	<0.40	<0.50	<0.26
1,1,1-Trichloroethane (ug/L)	200 / 40	<0.19	<0.19	<0.19	<0.19	<0.19	<0.50	<0.50	<0.60	<0.50	<0.60	<0.50
1,1-Dichloroethene (ug/L)	7 / 0.7	<0.10	<0.10	<0.10	<0.10	<0.10	<0.30	<0.30	<0.50	<0.30	<0.40	<0.41
1,2-Dichloroethane (ug/L)	5 / 0.5	<0.27	<0.27	<0.27	<0.27	<0.27	<0.40	<0.40	<0.50	<0.50	<0.30	<0.17
1,1,2-Trichloroethane (ug/L)	5 / 0.5	<0.18	<0.18	<0.18	<0.18	<0.18	<0.40	<0.40	<0.40	<0.50	<0.50	<0.20
Trichloroethene (ug/L)	5 / 0.5	0.79	0.53	0.31	0.50	0.30	0.26	0.55	J ^(0.40)	J ^(0.47)	J ^(0.42)	<0.33
1,1-Dichloroethane (ug/L)	850 / 85	<0.26	<0.26	<0.26	<0.26	<0.26	<0.50	<0.50	<0.50	<0.40	<0.40	<0.24
cis-1,2-Dichloroethene (ug/L)	70 / 7	<0.12	<0.12	<0.12	<0.12	<0.12	<0.25	<0.25	<0.60	<0.40	<0.40	<0.26
Trichlorofluoromethane (ug/L)	3490 / 698	<0.51	<0.51	<0.51	<0.51	<0.51	<0.50	<0.50	<0.50	<0.70	<0.40	<0.18
Chloroethane (ug/L)	400 / 80	<0.24	<0.24	<0.24	<0.24	<0.24	<0.50	<0.50	<0.70	<0.60	<0.40	<0.37
Vinyl chloride (ug/L)	0.2 / 0.02	<0.11	<0.11	<0.11	<0.11	<0.11	<0.12	<0.12	<0.12	<0.15	<0.15	<0.18
Chloromethane (ug/L)	30 / 3	<0.090	<0.090	<0.090	<0.090	<0.090	<0.30	J ^(0.35)	<0.24	J ^(0.33)	<0.30	J ^(0.52)
Methylene chloride (ug/L)	5 / 0.5	J ^(0.83)	<0.45	<0.45	<0.45	<0.45	<0.50	<0.50	<0.40	<1.0	<0.50	<0.23
p/m Xylene (ug/L)	Total Xylenes	<0.31	<0.31	<0.31	<0.31	<0.31	<0.70	<0.70	<0.40	<0.90	<0.50	<1.0
o-Xylene (ug/L)	2000 / 400	<0.35	<0.35	<0.35	<0.35	<0.35	<0.30	<0.30	<0.40	<0.60	<0.50	<0.50
Toluene (ug/L)	800 / 160	<0.16	<0.16	<0.16	<0.16	<0.16	<0.40	<0.40	<0.40	<0.40	<0.20	<0.50

ES / PAL	936 Carter Cir.												
	Apr-97	Aug-98	Jun-01	Mar-02	Jan-03	Feb-04	May-05	Jul-06	Jun-07	Jun-08	Apr-09	Dec-14	
Dichlorodifluoromethane (ug/L)	1000 / 200	<0.14	<0.14	<0.14	<0.14	<0.14	<0.14	<0.60	<0.29	<0.40	<0.40	<1.0	<0.50
Tetrachloroethene (ug/L)	5 / 0.5	<0.13	<0.13	<0.13	<0.13	<0.13	<0.13	<0.40	<0.29	<0.40	<0.40	<1.0	<0.16
trans-1,2-Dichloroethene (ug/L)	100 / 20	<0.11	<0.11	<0.11	<0.11	<0.11	<0.11	<0.60	<0.40	<0.50	<0.50	<1.0	<0.23
1,1,1-Trichloroethane (ug/L)	200 / 40	<0.19	<0.19	<0.19	<0.19	<0.19	<0.19	<0.60	<0.50	<0.60	<0.60	<1.0	<0.26
1,1-Dichloroethene (ug/L)	7 / 0.7	<0.10	<0.10	<0.10	<0.10	<0.10	<0.10	<0.50	<0.30	<0.40	<0.40	<1.0	<0.20
1,2-Dichloroethane (ug/L)	5 / 0.5	<0.27	<0.27	<0.27	<0.27	<0.27	<0.27	<0.50	<0.50	<0.30	<0.30	<1.0	<0.13
1,1,2-Trichloroethane (ug/L)	5 / 0.5	<0.18	<0.18	<0.18	<0.18	<0.18	<0.18	<0.40	<0.50	<0.50	<0.50	<1.0	<0.13
Trichloroethene (ug/L)	5 / 0.5	0.48	0.39	0.37	0.23	<0.14	J ^(0.20)	<0.15	J ^(0.41)	J ^(0.46)	<0.15	<0.25	J ^(0.13)
1,1-Dichloroethane (ug/L)	850 / 85	<0.26	<0.26	<0.26	<0.26	<0.26	<0.26	<0.50	<0.40	<0.40	<0.40	<1.0	<0.16
cis-1,2-Dichloroethene (ug/L)	70 / 7	<0.12	<0.12	<0.12	<0.12	<0.12	<0.12	<0.60	<0.40	<0.40	<0.40	<1.0	<0.13
Trichlorofluoromethane (ug/L)	3490 / 698	<0.51	<0.51	<0.51	<0.51	<0.51	<0.51	<0.50	<0.70	<0.40	<0.40	<1.0	<0.22
Chloroethane (ug/L)	400 / 80	<0.24	<0.24	<0.24	<0.24	<0.24	<0.24	<0.70	<0.60	<0.40	<0.40	<1.0	<0.24
Vinyl chloride (ug/L)	0.2 / 0.02	<0.11	<0.11	<0.11	<0.11	<0.11	<0.11	<0.12	<0.15	<0.15	<0.15	<1.0	<0.20
Chloromethane (ug/L)	30 / 3	<0.090	<0.090	<0.090	<0.090	<0.090	<0.090	<0.24	J ^(0.41)	<0.30	<0.30	<1.0	<0.34
Methylene chloride (ug/L)	5 / 0.5	<0.45	<0.45	<0.45	<0.45	<0.45	<0.45	<0.40	<1.0	<0.50	<0.50	<1.0	<2.0
p/m Xylene (ug/L)	Total Xylenes	<0.31	<0.31	<0.31	<0.31	<0.31	<0.31	<1.0	<0.90	<0.50	<0.50	<1.0	<0.31
o-Xylene (ug/L)	2000 / 400	<0.35	<0.35	<0.35	<0.35	<0.35	<0.35	<0.40	<0.60	<0.50	<0.50	<1.0	<0.094
Toluene (ug/L)	800 / 160	<0.16	<0.16	<0.16	<0.16	<0.16	<0.16	<0.40	<0.40	<0.20	<0.20	<1.0	<0.11

J- Result is less than the LOQ but greater than the LOD.

B- Parameter was detected in the method blank.

LOD- Limit of Detection

²- May be associated with chlorination of well.

LOQ-Limit of Quantification

^D-Quantification was performed on a dilution of the sample.

ug/L- Micrograms per Liter (parts per billion).

- Indicates Detection.

*- Inorganic water quality data available.

ND- No Detect.

P/NP- Present/Not Present

NA- Not Analyzed

- Analytical data obtained from the WDNR Special Well Construction Area Data Base, Town of Hudson, Wisconsin.

TABLE 1 (cont.)

ES / PAL	937 Carter Cir.*												
	Aug-96	Dec-96	Jan-98	Dec-99	Jan-01	Feb-02	Jan-03	Feb-04	Apr-05	Apr-06	Jun-07	Aug-14	
Dichlorodifluoromethane (ug/L)	1000 / 200	<0.14	J ^(0.77)	<0.14	<0.14	<0.14	J ^(0.19)	<0.14	<0.14	<0.60	<0.60	<0.40	<0.50
Tetrachloroethene (ug/L)	5 / 0.5	<0.13	<0.13	<0.13	<0.13	<0.13	<0.13	<0.13	<0.13	<0.40	<0.40	<0.40	<0.16
trans-1,2-Dichloroethene (ug/L)	100 / 20	<0.11	<0.11	<0.11	<0.11	<0.11	<0.11	<0.11	<0.11	<0.60	<0.60	<0.50	<0.23
1,1,1-Trichloroethane (ug/L)	200 / 40	<0.19	<0.19	<0.19	<0.19	<0.19	<0.19	<0.19	<0.19	<0.60	<0.60	<0.60	<0.26
1,1-Dichloroethene (ug/L)	7 / 0.7	<0.10	<0.10	<0.10	<0.10	<0.10	<0.10	<0.10	<0.10	<0.50	<0.50	<0.40	<0.20
1,2-Dichloroethane (ug/L)	5 / 0.5	<0.27	<0.27	<0.27	<0.27	<0.27	<0.27	<0.27	<0.27	<0.50	<0.50	<0.30	<0.13
1,1,2-Trichloroethane (ug/L)	5 / 0.5	<0.18	<0.18	<0.18	<0.18	<0.18	<0.18	<0.18	<0.18	<0.40	<0.40	<0.50	<0.13
Trichloroethene (ug/L)	5 / 0.5	J ^(0.21)	0.31	0.30	0.41	0.42	0.36	<0.14	J ^(0.25)	J ^(0.44)	J ^(0.38)	J ^(0.47)	J ^(0.17)
1,1-Dichloroethane (ug/L)	850 / 85	<0.26	<0.26	<0.26	<0.26	<0.26	<0.26	<0.26	<0.26	<0.50	<0.50	<0.40	<0.16
cis-1,2-Dichloroethene (ug/L)	70 / 7	<0.12	<0.12	<0.12	<0.12	<0.12	<0.12	<0.12	<0.12	<0.60	<0.60	<0.40	<0.13
Trichlorofluoromethane (ug/L)	3490 / 698	<0.51	<0.51	<0.51	<0.51	<0.51	<0.51	<0.51	<0.51	<0.50	<0.50	<0.40	<0.22
Chloroethane (ug/L)	400 / 80	<0.24	<0.24	<0.24	<0.24	<0.24	<0.24	<0.24	<0.24	<0.70	<0.70	<0.40	<0.24
Vinyl chloride (ug/L)	0.2 / 0.02	<0.11	<0.11	<0.11	<0.11	<0.11	<0.11	<0.11	<0.11	<0.12	<0.12	<0.15	<0.20
Chloromethane (ug/L)	30 / 3	<0.090	<0.090	<0.090	<0.090	<0.090	<0.090	<0.090	<0.090	<0.24	<0.24	<0.30	<0.34
Methylene chloride (ug/L)	5 / 0.5	<0.45	<0.45	<0.45	<0.45	<0.45	<0.45	<0.45	<0.45	2.6	<0.40	<0.50	<2.0
p/m Xylene (ug/L)	Total Xylenes	<0.31	<0.31	<0.31	<0.31	<0.31	<0.31	<0.31	<0.31	<1.0	<1.0	<0.50	<0.31
o-Xylene (ug/L)	2000 / 400	<0.35	<0.35	<0.35	<0.35	<0.35	<0.35	<0.35	<0.35	<0.40	<0.40	<0.50	<0.094
Toluene (ug/L)	800 / 160	<0.16	<0.16	<0.16	<0.16	<0.16	<0.16	<0.16	<0.16	<0.40	<0.40	<0.20	<0.11

ES / PAL	923 Clover Leaf Cir.*									
	Dec-95	Feb-96	Jun-01	Jun-02	Jun-03	Jun-04	Jul-06	Jun-07	Jul-08	
Dichlorodifluoromethane (ug/L)	1000 / 200	<0.080	<0.14	<0.14	<0.14	<0.14	<0.063	<0.29	<0.40	<0.40
Tetrachloroethene (ug/L)	5 / 0.5	<0.050	<0.13	<0.13	<0.13	<0.13	<0.075	<0.29	<0.40	<0.40
trans-1,2-Dichloroethene (ug/L)	100 / 20	<0.040	<0.11	<0.11	<0.11	<0.11	<0.059	<0.40	<0.50	<0.50
1,1,1-Trichloroethane (ug/L)	200 / 40	<0.050	<0.19	<0.19	<0.19	<0.19	<0.065	<0.50	<0.60	<0.60
1,1-Dichloroethene (ug/L)	7 / 0.7	<0.050	<0.10	<0.10	<0.10	<0.10	<0.061	<0.30	<0.40	<0.40
1,2-Dichloroethane (ug/L)	5 / 0.5	<0.23	<0.27	<0.27	<0.27	<0.27	<0.054	<0.50	<0.30	<0.30
1,1,2-Trichloroethane (ug/L)	5 / 0.5	<0.030	<0.18	<0.18	<0.18	<0.18	<0.052	<0.50	<0.50	<0.50
Trichloroethene (ug/L)	5 / 0.5	<0.06	<0.14	J ^(0.14)	<0.14	J ^(0.21)	<0.074	<0.15	<0.15	<0.15
1,1-Dichloroethane (ug/L)	850 / 85	<0.10	<0.26	<0.26	<0.26	<0.26	<0.057	<0.40	<0.40	<0.40
cis-1,2-Dichloroethene (ug/L)	70 / 7	<0.080	<0.12	<0.12	<0.12	<0.12	<0.055	<0.40	<0.40	<0.40
Trichlorofluoromethane (ug/L)	3490 / 698	<0.080	<0.51	<0.51	<0.51	<0.51	<0.060	<0.70	<0.40	<0.40
Chloroethane (ug/L)	400 / 80	<0.050	<0.24	<0.24	<0.24	<0.24	<0.074	<0.60	<0.40	<0.40
Vinyl chloride (ug/L)	0.2 / 0.02	<0.070	<0.11	<0.11	<0.11	<0.11	<0.065	<0.15	<0.15	<0.15
Chloromethane (ug/L)	30 / 3	<0.050	<0.090	<0.090	<0.090	<0.090	<0.074	<0.30	<0.30	<0.30
Methylene chloride (ug/L)	5 / 0.5	<0.27	<0.45	<0.45	<0.45	<0.45	<0.44	<1.0	<0.50	<0.50
p/m Xylene (ug/L)	Total Xylenes	<0.30	<0.31	<0.31	<0.31	<0.31	<0.13	<0.90	<0.50	<0.50
o-Xylene (ug/L)	2000 / 400	<0.22	<0.35	<0.35	<0.35	<0.35	<0.062	<0.60	<0.50	<0.50
Toluene (ug/L)	800 / 160	<0.16	<0.16	<0.16	<0.16	<0.16	<0.069	<0.40	<0.20	<0.20

J- Result is less than the LOQ but greater than the LOD.

B- Parameter was detected in the method blank.

LOD- Limit of Detection

²- May be associated with chlorination of well.

LOQ-Limit of Quantification

^D-Quantification was performed on a dilution of the sample.

ug/L- Micrograms per Liter (parts per billion).

- Indicates Detection.

*- Inorganic water quality data available.

ND- No Detect.

P/NP- Present/Not Present

NA- Not Analyzed

- Analytical data obtained from the WDNR Special Well Construction Area Data Base, Town of Hudson, Wisconsin.

TABLE 1 (cont.)

	ES / PAL	486 Co. Rd. A * Nov-90
Dichlorodifluoromethane (ug/L)	1000 / 200	NA
Tetrachloroethene (ug/L)	5 / 0.5	<1.0
trans-1,2-Dichloroethene (ug/L)	100 / 20	<1.0
1,1,1-Trichloroethane (ug/L)	200 / 40	<1.0
1,1-Dichloroethene (ug/L)	7 / 0.7	<1.0
1,2-Dichloroethane (ug/L)	5 / 0.5	<1.0
1,1,2-Trichloroethane (ug/L)	5 / 0.5	<2.0
Trichloroethene (ug/L)	5 / 0.5	<1.0
1,1-Dichloroethane (ug/L)	850 / 85	<1.0
cis-1,2-Dichloroethene (ug/L)	70 / 7	<1.0
Trichlorofluoromethane (ug/L)	3490 / 698	<1.0
Chloroethane (ug/L)	400 / 80	<2.0
Vinyl chloride (ug/L)	0.2 / 0.02	<1.0
Chloromethane (ug/L)	30 / 3	NA
Methylene chloride (ug/L)	5 / 0.5	<5.0
p/m Xylene (ug/L)	Total Xylenes	<2.0
o-Xylene (ug/L)	2000 / 400	<2.0
Toluene (ug/L)	800 / 160	<1.0

	ES / PAL	491 Co. Rd. A								
		Mar-00	Nov-00	Jun-01	Jun-02	Jul-03	Jul-04	May-05	Jul-06	Jun-08
Dichlorodifluoromethane (ug/L)	1000 / 200	<0.14	<0.14	<0.14	<0.14	<0.14	<0.063	<0.60	<0.29	<0.40
Tetrachloroethene (ug/L)	5 / 0.5	<0.13	<0.13	<0.13	<0.13	<0.13	<0.075	<0.40	<0.29	<0.40
trans-1,2-Dichloroethene (ug/L)	100 / 20	<0.11	<0.11	<0.11	<0.11	<0.11	<0.059	<0.60	<0.40	<0.50
1,1,1-Trichloroethane (ug/L)	200 / 40	<0.19	<0.19	<0.19	<0.19	<0.19	<0.065	<0.60	<0.50	<0.60
1,1-Dichloroethene (ug/L)	7 / 0.7	<0.10	<0.10	<0.10	<0.10	<0.10	<0.061	<0.50	<0.30	<0.40
1,2-Dichloroethane (ug/L)	5 / 0.5	<0.27	<0.27	<0.27	<0.27	<0.27	<0.054	<0.50	<0.50	<0.30
1,1,2-Trichloroethane (ug/L)	5 / 0.5	<0.18	<0.18	<0.18	<0.18	<0.18	<0.052	<0.40	<0.50	<0.50
Trichloroethene (ug/L)	5 / 0.5	<0.14	<0.14	<0.14	<0.14	J ^(0.14)	J ^(0.15)	<0.15	<0.15	<0.15
1,1-Dichloroethane (ug/L)	850 / 85	<0.26	<0.26	<0.26	<0.26	<0.26	<0.057	<0.50	<0.40	<0.40
cis-1,2-Dichloroethene (ug/L)	70 / 7	<0.12	<0.12	<0.12	<0.12	<0.12	<0.055	<0.60	<0.40	<0.40
Trichlorofluoromethane (ug/L)	3490 / 698	<0.51	<0.51	<0.51	<0.51	<0.51	<0.060	<0.50	<0.70	<0.40
Chloroethane (ug/L)	400 / 80	<0.24	<0.24	<0.24	<0.24	<0.24	<0.074	<0.70	<0.60	<0.40
Vinyl chloride (ug/L)	0.2 / 0.02	<0.11	<0.11	<0.11	<0.11	<0.11	<0.065	<0.12	<0.15	<0.15
Chloromethane (ug/L)	30 / 3	<0.090	<0.090	<0.090	<0.090	<0.090	<0.074	<0.24	<0.30	<0.30
Methylene chloride (ug/L)	5 / 0.5	<0.45	<0.45	<0.45	<0.45	<0.45	<0.44	<0.40	<1.0	<0.50
p/m Xylene (ug/L)	Total Xylenes	<0.31	<0.31	<0.31	<0.31	<0.31	<0.13	<1.0	<0.90	<0.50
o-Xylene (ug/L)	2000 / 400	<0.35	<0.35	<0.35	<0.35	<0.35	<0.062	<0.40	<0.60	<0.50
Toluene (ug/L)	800 / 160	<0.16	<0.16	<0.16	<0.16	<0.16	<0.069	<0.40	<0.40	<0.20

J- Result is less than the LOQ but greater than the LOD.

B- Parameter was detected in the method blank.

LOD- Limit of Detection

²- May be associated with chlorination of well.

LOQ-Limit of Quantification

^D-Quantification was performed on a dilution of the sample.

ug/L- Micrograms per Liter (parts per billion).

- Indicates Detection.

*- Inorganic water quality data available.

ND- No Detect.

P/NP- Present/Not Present

NA- Not Analyzed

- Analytical data obtained from the WDNR Special Well Construction Area Data Base, Town of Hudson, Wisconsin.

TABLE 1 (cont.)

	ES / PAL	494 B Co. Rd. A					
		Jun-01	Jun-03	Jun-04	May-05	Jul-06	Jun-08
Dichlorodifluoromethane (ug/L)	1000 / 200	<0.14	<0.14	<0.063	<0.60	<0.29	<0.40
Tetrachloroethene (ug/L)	5 / 0.5	<0.13	<0.13	<0.075	<0.40	<0.29	<0.40
trans-1,2-Dichloroethene (ug/L)	100 / 20	<0.11	<0.11	<0.059	<0.60	<0.40	<0.50
1,1,1-Trichloroethane (ug/L)	200 / 40	<0.19	<0.19	<0.065	<0.60	<0.50	<0.60
1,1-Dichloroethene (ug/L)	7 / 0.7	<0.10	<0.10	<0.061	<0.50	<0.30	<0.40
1,2-Dichloroethane (ug/L)	5 / 0.5	<0.27	<0.27	<0.054	<0.50	<0.50	<0.30
1,1,2-Trichloroethane (ug/L)	5 / 0.5	<0.18	<0.18	<0.052	<0.40	<0.40	<0.50
Trichloroethene (ug/L)	5 / 0.5	<0.14	J ^(0.16)	<0.074	<0.15	<0.15	<0.15
1,1-Dichloroethane (ug/L)	850 / 85	<0.26	<0.26	<0.057	<0.50	<0.40	<0.40
cis-1,2-Dichloroethene (ug/L)	70 / 7	<0.12	<0.12	<0.055	<0.60	<0.40	<0.40
Trichlorofluoromethane (ug/L)	3490 / 698	<0.51	<0.51	<0.060	<0.50	<0.70	<0.40
Chloroethane (ug/L)	400 / 80	<0.24	<0.24	<0.074	<0.70	<0.60	<0.40
Vinyl chloride (ug/L)	0.2 / 0.02	<0.11	<0.11	<0.065	<0.12	<0.15	<0.15
Chloromethane (ug/L)	30 / 3	<0.090	<0.090	<0.074	<0.24	<0.30	<0.30
Methylene chloride (ug/L)	5 / 0.5	<0.45	<0.45	<0.44	<0.40	<1.0	<0.50
p/m Xylene (ug/L)	Total Xylenes	<0.31	<0.31	<0.13	<1.0	<0.90	<0.50
o-Xylene (ug/L)	2000 / 400	<0.35	<0.35	<0.062	<0.40	<0.60	<0.50
Toluene (ug/L)	800 / 160	<0.16	<0.16	<0.069	<0.40	<0.40	<0.20

	ES / PAL	494 A Co. Rd. A							
		May-00	Dec-00	Jun-02	Jun-03	Jun-04	May-05	Jul-06	Jun-08
Dichlorodifluoromethane (ug/L)	1000 / 200	<0.14	<0.14	<0.14	<0.14	<0.063	<0.60	<0.29	<0.40
Tetrachloroethene (ug/L)	5 / 0.5	<0.13	<0.13	<0.13	<0.13	<0.075	<0.40	<0.29	<0.40
trans-1,2-Dichloroethene (ug/L)	100 / 20	<0.11	<0.11	<0.11	<0.11	<0.059	<0.60	<0.40	<0.50
1,1,1-Trichloroethane (ug/L)	200 / 40	<0.19	<0.19	<0.19	<0.19	<0.065	<0.60	<0.50	<0.60
1,1-Dichloroethene (ug/L)	7 / 0.7	<0.10	<0.10	<0.10	<0.10	<0.061	<0.50	<0.30	<0.40
1,2-Dichloroethane (ug/L)	5 / 0.5	<0.27	<0.27	<0.27	<0.27	<0.054	<0.50	<0.50	<0.30
1,1,2-Trichloroethane (ug/L)	5 / 0.5	<0.18	<0.18	<0.18	<0.18	<0.052	<0.40	<0.50	<0.50
Trichloroethene (ug/L)	5 / 0.5	<0.14	<0.14	<0.14	<0.14	<0.074	<0.15	<0.15	<0.15
1,1-Dichloroethane (ug/L)	850 / 85	<0.26	<0.26	<0.26	<0.26	<0.057	<0.50	<0.40	<0.40
cis-1,2-Dichloroethene (ug/L)	70 / 7	<0.12	<0.12	<0.12	<0.12	<0.055	<0.60	<0.40	<0.40
Trichlorofluoromethane (ug/L)	3490 / 698	<0.51	<0.51	<0.51	<0.51	<0.060	<0.50	<0.70	<0.40
Chloroethane (ug/L)	400 / 80	<0.24	<0.24	<0.24	<0.24	<0.074	<0.70	<0.60	<0.40
Vinyl chloride (ug/L)	0.2 / 0.02	<0.11	<0.11	<0.11	<0.11	<0.065	<0.12	<0.15	<0.15
Chloromethane (ug/L)	30 / 3	J ^(0.18)	<0.090	<0.090	<0.090	<0.074	<0.24	<0.30	<0.30
Methylene chloride (ug/L)	5 / 0.5	<0.45	<0.45	<0.45	<0.45	<0.44	<0.40	<1.0	<0.50
p/m Xylene (ug/L)	Total Xylenes	<0.31	<0.31	<0.31	<0.31	<0.13	<1.0	<0.90	<0.50
o-Xylene (ug/L)	2000 / 400	<0.35	<0.35	<0.35	<0.35	<0.062	<0.40	<0.60	<0.50
Toluene (ug/L)	800 / 160	<0.16	1.0	0.51	<0.16	<0.069	<0.40	J ^(0.51)	<0.20
Ethyl benzene (ug/L)	700/140	<0.16	<0.16	J ^(0.24)	<0.16	<0.064	<0.50	<0.50	<0.28

J- Result is less than the LOQ but greater than the LOD.

B- Parameter was detected in the method blank.

LOD- Limit of Detection

²- May be associated with chlorination of well.

LOQ-Limit of Quantification

⁰-Quantification was performed on a dilution of the sample.

ug/L- Micrograms per Liter (parts per billion).

J - Indicates Detection.

*- Inorganic water quality data available.

ND- No Detect.

P/NP- Present/Not Present

NA- Not Analyzed

- Analytical data obtained from the WDNR Special Well Construction Area Data Base, Town of Hudson, Wisconsin.

TABLE 1 (cont.)

ES / PAL	499 Co. Rd. A										
	Aug-98	Jul-01	Mar-00	Jun-02	Jun-03	Jul-04	Jun-05	Jul-06	Aug-06	Jul-08	
Dichlorodifluoromethane (ug/L)	1000 / 200	<0.14	<0.14	<0.14	<0.14	<0.14	<0.063	<0.60	<0.29	<0.29	<0.40
Tetrachloroethene (ug/L)	5 / 0.5	<0.13	<0.13	<0.13	<0.13	<0.13	<0.075	<0.40	<0.29	<0.29	<0.40
trans-1,2-Dichloroethene (ug/L)	100 / 20	<0.11	<0.11	<0.11	<0.11	<0.11	<0.059	<0.60	<0.40	<0.40	<0.50
1,1,1-Trichloroethane (ug/L)	200 / 40	<0.19	<0.19	<0.19	<0.19	<0.19	<0.065	<0.60	<0.50	<0.50	<0.60
1,1-Dichloroethene (ug/L)	7 / 0.7	<0.10	<0.10	<0.10	<0.10	<0.10	<0.061	<0.50	<0.30	<0.30	<0.40
1,2-Dichloroethane (ug/L)	5 / 0.5	<0.27	<0.27	<0.27	<0.27	<0.27	<0.054	<0.50	<0.50	<0.50	<0.30
1,1,2-Trichloroethane (ug/L)	5 / 0.5	<0.18	<0.18	<0.18	<0.18	<0.18	<0.052	<0.40	<0.50	<0.50	<0.50
Trichloroethene (ug/L)	5 / 0.5	<0.14	0.30	<0.14	<0.14	J ^(0.19)	J ^(0.15)	<0.15	J ^(0.19)	<0.15	<0.15
1,1-Dichloroethane (ug/L)	850 / 85	<0.26	<0.26	<0.26	<0.26	<0.26	<0.057	<0.50	<0.40	<0.40	<0.40
cis-1,2-Dichloroethene (ug/L)	70 / 7	<0.12	<0.12	<0.12	<0.12	<0.12	<0.055	<0.60	<0.40	<0.40	<0.40
Trichlorofluoromethane (ug/L)	3490 / 698	<0.51	<0.51	<0.51	<0.51	<0.51	<0.060	<0.50	<0.70	<0.70	<0.40
Chloroethane (ug/L)	400 / 80	<0.24	<0.24	<0.24	<0.24	<0.24	<0.074	<0.70	<0.60	<0.60	<0.40
Vinyl chloride (ug/L)	0.2 / 0.02	<0.11	<0.11	<0.11	<0.11	<0.11	<0.065	<0.12	<0.15	<0.15	<0.15
Chloromethane (ug/L)	30 / 3	<0.090	<0.090	<0.090	<0.090	<0.090	<0.074	<0.24	<0.30	J ^(0.39)	<0.30
Methylene chloride (ug/L)	5 / 0.5	<0.45	<0.45	<0.45	<0.45	<0.45	<0.44	<0.40	<1.0	<1.0	<0.50
p/m Xylene (ug/L)	Total Xylenes	<0.31	<0.31	<0.31	<0.31	<0.31	<0.13	<1.0	<0.90	<0.90	<0.50
o-Xylene (ug/L)	2000 / 400	<0.35	<0.35	<0.35	<0.35	<0.35	<0.062	<0.40	<0.60	<0.60	<0.50
Toluene (ug/L)	800 / 160	<0.16	<0.16	<0.16	<0.16	<0.16	<0.069	<0.40	<0.40	<0.40	<0.20

ES / PAL	514 Co. Rd. A *													
	Mar-92	Dec-95	Jun-96	Jan-98	Feb-99	Dec-99	Feb-01	Mar-02	Feb-03	Mar-04	Feb-05	Feb-06		
Dichlorodifluoromethane (ug/L)	1000 / 200		<0.080	<0.14	<0.14	<0.14	<0.14	<0.14	<0.14	<0.14	<0.14	<0.93	<0.40	<0.60
Tetrachloroethene (ug/L)	5 / 0.5	ND	<0.050	<0.13	<0.13	<0.13	<0.13	<0.13	<0.13	<0.13	<0.13	<0.18	<0.40	<0.40
trans-1,2-Dichloroethene (ug/L)	100 / 20		<0.040	<0.11	<0.11	<0.11	<0.11	<0.11	<0.11	<0.11	<0.11	<0.11	<0.50	<0.60
1,1,1-Trichloroethane (ug/L)	200 / 40	ND	<0.050	<0.19	<0.19	<0.19	<0.19	<0.19	<0.19	<0.19	<0.19	<0.086	<0.50	<0.60
1,1-Dichloroethene (ug/L)	7 / 0.7	ND	<0.050	<0.10	<0.10	<0.10	<0.10	<0.10	<0.10	<0.10	<0.10	<0.14	<0.30	<0.50
1,2-Dichloroethane (ug/L)	5 / 0.5		<0.23	<0.27	<0.27	<0.27	<0.27	<0.27	<0.27	<0.27	<0.27	<0.053	<0.40	<0.50
1,1,2-Trichloroethane (ug/L)	5 / 0.5		<0.030	<0.18	<0.18	<0.18	<0.18	<0.18	<0.18	<0.18	<0.18	<0.12	<0.40	<0.40
Trichloroethene (ug/L)	5 / 0.5	ND	J ^(0.22)	0.70	<0.14	0.30	<0.14	J ^(0.14)	J ^(0.17)	<0.14	<0.094	0.50	J ^(0.32)	
1,1-Dichloroethane (ug/L)	850 / 85	ND	<0.10	<0.26	<0.26	<0.26	<0.26	<0.26	<0.26	<0.26	<0.26	<0.063	<0.50	<0.50
cis-1,2-Dichloroethene (ug/L)	70 / 7		<0.080	<0.12	<0.12	<0.12	<0.12	<0.12	<0.12	<0.12	<0.12	<0.039	<0.25	<0.60
Trichlorofluoromethane (ug/L)	3490 / 698	ND	<0.080	J ^(0.57)	<0.51	<0.51	<0.51	<0.51	<0.51	<0.51	<0.51	<0.11	<0.50	<0.50
Chloroethane (ug/L)	400 / 80		<0.050	<0.24	<0.24	<0.24	<0.24	<0.24	<0.24	<0.24	<0.24	<0.11	<0.50	<0.70
Vinyl chloride (ug/L)	0.2 / 0.02		<0.070	<0.11	<0.11	<0.11	<0.11	<0.11	<0.11	<0.11	<0.11	<0.13	<0.12	<0.12
Chloromethane (ug/L)	30 / 3		B J ^(0.32)	<0.090	<0.090	<0.090	<0.090	<0.090	<0.090	<0.090	<0.090	<0.15	<0.30	<0.24
Methylene chloride (ug/L)	5 / 0.5		J ^(0.35)	<0.45	<0.45	<0.45	<0.45	<0.45	<0.45	<0.45	<0.45	<1.3	<0.50	<0.40
p/m Xylene (ug/L)	Total Xylenes		<0.30	<0.31	<0.31	<0.31	<0.31	<0.31	<0.31	<0.31	<0.31	<0.12	<0.70	<1.0
o-Xylene (ug/L)	2000 / 400		<0.22	0.85	<0.35	<0.35	<0.35	<0.35	<0.35	<0.35	<0.35	<0.14	<0.30	<0.40
Toluene (ug/L)	800 / 160		<0.16	<0.16	<0.16	<0.16	<0.16	<0.16	<0.16	<0.16	<0.16	<0.075	<0.40	<0.40

J- Result is less than the LOQ but greater than the LOD.

B- Parameter was detected in the method blank.

LOD- Limit of Detection

²- May be associated with chlorination of well.

LOQ-Limit of Quantification

⁰-Quantification was performed on a dilution of the sample.

ug/L- Micrograms per Liter (parts per billion).

- Indicates Detection.

*- Inorganic water quality data available.

ND- No Detect.

P/NP- Present/Not Present

NA- Not Analyzed

- Analytical data obtained from the WDNR Special Well Construction Area Data Base, Town of Hudson, Wisconsin.

TABLE 1 (cont.)

	ES / PAL	514 Co. Rd. A * (cont.)			
		Apr-07	Feb-08	Apr-09	Jun-14
Dichlorodifluoromethane (ug/L)	1000 / 200	<0.29	<0.40	<1.0	<0.50
Tetrachloroethene (ug/L)	5 / 0.5	<0.29	<0.40	<1.0	<0.16
trans-1,2-Dichloroethene (ug/L)	100 / 20	<0.40	<0.50	<1.0	<0.23
1,1,1-Trichloroethane (ug/L)	200 / 40	<0.50	<0.60	<1.0	<0.26
1,1-Dichloroethene (ug/L)	7 / 0.7	<0.30	<0.40	<1.0	<0.20
1,2-Dichloroethane (ug/L)	5 / 0.5	<0.50	<0.30	<1.0	<0.13
1,1,2-Trichloroethane (ug/L)	5 / 0.5	<0.50	<0.50	<1.0	<0.13
Trichloroethene (ug/L)	5 / 0.5	J ^(0.27)	J ^(0.33)	<0.25	J ^(0.24)
1,1-Dichloroethane (ug/L)	850 / 85	<0.40	<0.40	<1.0	<0.16
cis-1,2-Dichloroethene (ug/L)	70 / 7	<0.40	<0.40	<1.0	<0.13
Trichlorofluoromethane (ug/L)	3490 / 698	<0.70	<0.40	<1.0	<0.22
Chloroethane (ug/L)	400 / 80	<0.60	<0.40	<1.0	<0.24
Vinyl chloride (ug/L)	0.2 / 0.02	<0.15	<0.15	<0.40	<0.20
Chloromethane (ug/L)	30 / 3	J ^(0.37)	<0.30	<1.0	<0.34
Methylene chloride (ug/L)	5 / 0.5	<1.0	<0.50	<4.0	<2.0
p/m Xylene (ug/L)	Total Xylenes	<0.90	<0.50	<2.0	<0.31
o-Xylene (ug/L)	2000 / 400	<0.60	<0.50	<1.0	<0.094
Toluene (ug/L)	800 / 160	<0.40	<0.20	<1.0	<0.11

	ES / PAL	518 Co. Rd. A Nov-18
		Dichlorodifluoromethane (ug/L)
Tetrachloroethene (ug/L)	5 / 0.5	<0.17
trans-1,2-Dichloroethene (ug/L)	100 / 20	<0.24
1,1,1-Trichloroethane (ug/L)	200 / 40	<0.14
1,1-Dichloroethene (ug/L)	7 / 0.7	<0.16
1,2-Dichloroethane (ug/L)	5 / 0.5	<0.22
1,1,2-Trichloroethane (ug/L)	5 / 0.5	<0.18
Trichloroethene (ug/L)	5 / 0.5	J ^(0.15)
1,1-Dichloroethane (ug/L)	850 / 85	<0.17
cis-1,2-Dichloroethene (ug/L)	70 / 7	<0.15
Trichlorofluoromethane (ug/L)	3490 / 698	<0.23
Chloroethane (ug/L)	400 / 80	<0.49
Vinyl chloride (ug/L)	0.2 / 0.02	<0.092
Chloromethane (ug/L)	30 / 3	<0.16
Methylene chloride (ug/L)	5 / 0.5	<0.98
p/m Xylene (ug/L)	Total Xylenes	<0.31
o-Xylene (ug/L)	2000 / 400	<0.16
Toluene (ug/L)	800 / 160	<0.083

J- Result is less than the LOQ but greater than the LOD.

B- Parameter was detected in the method blank.

LOD- Limit of Detection

²- May be associated with chlorination of well.

LOQ-Limit of Quantification

^D-Quantification was performed on a dilution of the sample.

ug/L- Micrograms per Liter (parts per billion).

J - Indicates Detection.

*- Inorganic water quality data available.

ND- No Detect.

P/NP- Present/Not Present

NA- Not Analyzed

- Analytical data obtained from the WDNR Special Well Construction Area Data Base, Town of Hudson, Wisconsin.

TABLE 1 (cont.)

	ES / PAL	520 Co. Rd. A *											
		Jun-92	Dec-95	Jun-96	Dec-97	Dec-98	Dec-99	Nov-00	Mar-02	Jan-03	Feb-04	Jan-05	Feb-06
Dichlorodifluoromethane (ug/L)	1000 / 200		<0.080	<0.14	<0.14	<0.14	<0.14	<0.14	<0.14	<0.14	<0.14	<0.40	<0.60
Tetrachloroethene (ug/L)	5 / 0.5	ND	<0.050	<0.13	<0.13	<0.13	<0.13	<0.13	<0.13	<0.13	<0.13	<0.40	<0.40
trans-1,2-Dichloroethene (ug/L)	100 / 20		<0.040	<0.11	<0.11	<0.11	<0.11	<0.11	<0.11	<0.11	<0.11	<0.50	<0.60
1,1,1-Trichloroethane (ug/L)	200 / 40	ND	<0.050	<0.19	<0.19	<0.19	<0.19	<0.19	<0.19	<0.19	<0.19	<0.50	<0.60
1,1-Dichloroethene (ug/L)	7 / 0.7	ND	<0.050	<0.10	<0.10	<0.10	<0.10	<0.10	<0.10	<0.10	<0.10	<0.30	<0.50
1,2-Dichloroethane (ug/L)	5 / 0.5		<0.23	<0.27	<0.27	<0.27	<0.27	<0.27	<0.27	<0.27	<0.27	<0.40	<0.50
1,1,2-Trichloroethane (ug/L)	5 / 0.5		<0.030	<0.18	<0.18	<0.18	<0.18	<0.18	<0.18	<0.18	<0.18	<0.40	<0.40
Trichloroethene (ug/L)	5 / 0.5	ND	J ^(0.24)	0.68	J ^(0.29)	<0.14	J ^(0.18)	<0.14	J ^(0.20)	<0.14	J ^(0.19)	J ^(0.38)	J ^(0.28)
1,1-Dichloroethane (ug/L)	850 / 85	ND	<0.10	<0.26	<0.26	<0.26	<0.26	<0.26	<0.26	<0.26	<0.26	<0.50	<0.50
cis-1,2-Dichloroethene (ug/L)	70 / 7		<0.080	<0.12	<0.12	<0.12	<0.12	<0.12	<0.12	<0.12	<0.12	<0.25	<0.60
Trichlorofluoromethane (ug/L)	3490 / 698	ND	<0.080	<0.51	<0.51	<0.51	<0.51	<0.51	<0.51	<0.51	<0.51	<0.50	<0.50
Chloroethane (ug/L)	400 / 80		<0.050	<0.24	<0.24	<0.24	<0.24	<0.24	<0.24	<0.24	<0.24	<0.50	<0.70
Vinyl chloride (ug/L)	0.2 / 0.02		<0.070	<0.11	<0.11	<0.11	<0.11	<0.11	<0.11	<0.11	<0.11	<0.12	<0.12
Chloromethane (ug/L)	30 / 3		B J ^(0.36)	<0.090	<0.090	<0.090	<0.090	<0.090	<0.090	<0.090	<0.090	<0.30	<0.24
Methylene chloride (ug/L)	5 / 0.5		<0.27	<0.45	<0.45	<0.45	<0.45	<0.45	<0.45	<0.45	<0.45	<0.50	<0.40
p/m Xylene (ug/L)	Total Xylenes		<0.30	<0.31	<0.31	<0.31	<0.31	<0.31	<0.31	<0.31	<0.31	<0.70	<1.0
o-Xylene (ug/L)	2000 / 400		<0.22	0.59	<0.35	<0.35	<0.35	<0.35	<0.35	<0.35	<0.35	<0.30	<0.40
Toluene (ug/L)	800 / 160		<0.16	<0.16	<0.16	<0.16	<0.16	<0.16	<0.16	<0.16	<0.15	<0.40	<0.40

	ES / PAL	520 Co. Rd. A * (cont.)			
		Mar-07	Dec-07	Apr-09	Aug-14
Dichlorodifluoromethane (ug/L)	1000 / 200	<0.29	<0.40	<1.0	<0.50
Tetrachloroethene (ug/L)	5 / 0.5	<0.29	<0.40	<1.0	<0.16
trans-1,2-Dichloroethene (ug/L)	100 / 20	<0.40	<0.50	<1.0	<0.23
1,1,1-Trichloroethane (ug/L)	200 / 40	<0.50	<0.60	<1.0	<0.26
1,1-Dichloroethene (ug/L)	7 / 0.7	<0.30	<0.40	<1.0	<0.20
1,2-Dichloroethane (ug/L)	5 / 0.5	<0.50	<0.30	<1.0	<0.13
1,1,2-Trichloroethane (ug/L)	5 / 0.5	<0.50	<0.50	<1.0	<0.13
Trichloroethene (ug/L)	5 / 0.5	<0.15	J ^(0.26)	<0.25	J ^(0.17)
1,1-Dichloroethane (ug/L)	850 / 85	<0.40	<0.40	<1.0	<0.16
cis-1,2-Dichloroethene (ug/L)	70 / 7	<0.40	<0.40	<1.0	<0.13
Trichlorofluoromethane (ug/L)	3490 / 698	<0.70	<0.40	<1.0	<0.22
Chloroethane (ug/L)	400 / 80	<0.60	<0.40	<1.0	<0.24
Vinyl chloride (ug/L)	0.2 / 0.02	<0.15	<0.15	<0.40	<0.20
Chloromethane (ug/L)	30 / 3	<0.30	<0.30	<4.0	<0.34
Methylene chloride (ug/L)	5 / 0.5	<1.0	<0.50	<4.0	<2.0
p/m Xylene (ug/L)	Total Xylenes	<0.90	<0.50	<2.0	<0.31
o-Xylene (ug/L)	2000 / 400	<0.60	<0.50	<1.0	<0.094
Toluene (ug/L)	800 / 160	<0.40	<0.20	<1.0	<0.11

J- Result is less than the LOQ but greater than the LOD.

B- Parameter was detected in the method blank.

LOD- Limit of Detection

²- May be associated with chlorination of well.

LOQ-Limit of Quantification

^D-Quantification was performed on a dilution of the sample.

ug/L- Micrograms per Liter (parts per billion).

- Indicates Detection.

*- Inorganic water quality data available.

ND- No Detect.

P/NP- Present/Not Present

NA- Not Analyzed

- Analytical data obtained from the WDNR Special Well Construction Area Data Base, Town of Hudson, Wisconsin.

TABLE 1 (cont.)

	ES / PAL	526 Co. Rd. A												
		Apr-86	Jun-86	Mar-87	Dec-87	Mar-88	May-88	Sep-88	Dec-88	Mar-89	Jun-89	Aug-91	Jun-92	
Dichlorodifluoromethane (ug/L)	1000 / 200	<1.0	<1.0	P/NP	P/NP	P/NP	P/NP	<1.0	<1.0	<1.0	P/NP	P/NP	P/NP	<5.0
Tetrachloroethene (ug/L)	5 / 0.5	<1.0	<1.0	<1.0	<1.0	<1.0	<1.0	<1.0	<1.0	<1.0	<1.0	<1.0	<1.0	<1.0
trans 1,2-Dichloroethene (ug/L)	100 / 20	<1.0	<1.0	<1.0	<1.0	<1.0	<1.0	<1.0	<1.0	<1.0	<1.0	<1.0	<1.0	<0.60
1,1,1-Trichloroethane (ug/L)	200 / 40	14	11	<1.0	<1.0	<1.0	1.0	3.0	1.0	1.0	2.0	1.0	2.7	
1,1-Dichloroethene (ug/L)	7 / 0.7	1.0	<1.0	<1.0	<1.0	<1.0	<1.0	<1.0	<1.0	<1.0	<1.0	<1.0	<1.0	<0.20
1,2-Dichloroethane (ug/L)	5 / 0.5	<1.0	<1.0	<1.0	<1.0	<1.0	<1.0	2.0	<1.0	<1.0	<1.0	<1.0	<1.0	<0.30
1,1,2-Trichloroethane (ug/L)	5 / 0.5	<1.0	<1.0	<1.0	<1.0	<1.0	<1.0	<1.0	<1.0	<1.0	<1.0	<1.0	<1.0	<1.0
Trichloroethene (ug/L)	5 / 0.5	15	6.0	<1.0	<1.0	<1.0	<1.0	3.0	1.0	2.0	2.0	2.0	4.1	
1,1-Dichloroethane (ug/L)	850 / 85	<1.0	<1.0	<1.0	<1.0	<1.0	<1.0	<1.0	<1.0	<1.0	<1.0	<1.0	<1.0	<0.50
cis 1,2-Dichloroethene (ug/L)	70 / 7	NA	NA	NA	NA	NA	NA	NA	NA	NA	NA	NA	NA	<0.20
Trichlorofluoromethane (ug/L)	3490 / 698	<1.0	<1.0	<1.0	P/NP	<1.0	<1.0	<1.0	<1.0	<1.0	<1.0	<1.0	<1.0	<1.0
Chloroethane (ug/L)	400 / 80	<1.0	<1.0	P/NP	P/NP	P/NP	P/NP	<1.0	<1.0	P/NP	P/NP	P/NP	P/NP	<1.0
Vinyl Chloride (ug/L)	0.2 / 0.02	<1.0	<1.0	P/NP	P/NP	P/NP	P/NP	<1.0	<1.0	P/NP	P/NP	P/NP	P/NP	<1.0
Chloromethane (ug/L)	30 / 3	<2.0	<2.0	<2.0	<2.0	<2.0	<2.0	<2.0	<2.0	<2.0	<2.0	<2.0	<2.0	<2.0
Chloroform (ug/L)	6 / 0.6	<1.0	<1.0	<1.0	<1.0	<1.0	<1.0	<1.0	<1.0	<1.0	<1.0	<1.0	<1.0	<0.20
Benzene (ug/L)	5 / 0.5	<1.0	<1.0	<1.0	<1.0	<1.0	<1.0	<1.0	<1.0	<1.0	<1.0	<1.0	<1.0	<0.30

	ES / PAL	526 Co. Rd. A (cont.)			
		Jun-93	Jun-94	Jun-95	Dec-95
Dichlorodifluoromethane (ug/L)	1000 / 200	<5.0	<5.0	<5.0	J ^(0.69)
Tetrachloroethene (ug/L)	5 / 0.5	<0.40	<0.40	<0.40	<0.40
trans 1,2-Dichloroethene (ug/L)	100 / 20	<0.60	<0.60	<0.60	<0.30
1,1,1-Trichloroethane (ug/L)	200 / 40	1.7	0.94	<0.70	<0.20
1,1-Dichloroethene (ug/L)	7 / 0.7	<0.20	<0.20	B ^(3.3)	<0.20
1,2-Dichloroethane (ug/L)	5 / 0.5	<0.30	<0.30	<0.30	<0.50
1,1,2-Trichloroethane (ug/L)	5 / 0.5	<0.30	<0.30	<0.30	<0.30
Trichloroethene (ug/L)	5 / 0.5	2.5	0.84	1.0	1.0
1,1-Dichloroethane (ug/L)	850 / 85	<0.50	<0.50	<0.50	<0.30
cis 1,2-Dichloroethene (ug/L)	70 / 7	<0.20	<0.20	<0.20	<0.30
Trichlorofluoromethane (ug/L)	3490 / 698	<1.0	<1.0	<1.0	<1.0
Chloroethane (ug/L)	400 / 80	<1.0	<1.0	<1.0	<1.0
Vinyl Chloride (ug/L)	0.2 / 0.02	<1.0	<1.0	<1.0	<1.0
Chloromethane (ug/L)	30 / 3	<2.0	<2.0	<2.0	BJ ^(0.48)
Chloroform (ug/L)	6 / 0.6	<0.20	<0.20	<0.20	<0.30
Benzene (ug/L)	5 / 0.5	<0.30	<0.30	<0.30	<0.30

J- Result is less than the LOQ but greater than the LOD.

B- Parameter was detected in the method blank.

LOD- Limit of Detection

²- May be associated with chlorination of well.

LOQ-Limit of Quantification

^D-Quantification was performed on a dilution of the sample.

ug/L- Micrograms per Liter (parts per billion).

- Indicates Detection.

*- Inorganic water quality data available.

ND- No Detect.

P/NP- Present/Not Present

NA- Not Analyzed

- Analytical data obtained from the WDNR Special Well Construction Area Data Base, Town of Hudson, Wisconsin.

TABLE 1 (cont.)

ES / PAL	526 Co. Rd. A (cont.)										
	Dec-96	Dec-97	Dec-99	Mar-02	Jan-03	Feb-04	Mar-05	Dec-05	Mar-07	Dec-07	
Dichlorodifluoromethane (ug/L)	1000 / 200	<0.14	J ^(0.67)	<0.14	J ^(1.3)	J ^(0.37)	J ^(0.41)	3.1	J ^(0.95)	J ^(0.46)	<0.40
Tetrachloroethene (ug/L)	5 / 0.5	<0.13	<0.13	<0.13	<0.13	J ^(0.15)	<0.13	<0.40	<0.40	<0.29	<0.40
trans 1,2-Dichloroethene (ug/L)	100 / 20	<0.11	<0.11	<0.11	<0.11	<0.11	<0.11	<0.60	<0.60	<0.40	<0.50
1,1,1-Trichloroethane (ug/L)	200 / 40	<0.19	<0.19	<0.19	<0.19	<0.19	<0.19	<0.60	<0.60	<0.50	<0.60
1,1-Dichloroethene (ug/L)	7 / 0.7	<0.10	<0.10	<0.10	<0.10	<0.10	<0.10	<0.50	<0.50	<0.30	<0.40
1,2-Dichloroethane (ug/L)	5 / 0.5	<0.27	<0.27	<0.27	<0.27	<0.27	<0.27	<0.50	<0.50	<0.50	<0.30
1,1,2-Trichloroethane (ug/L)	5 / 0.5	<0.18	<0.18	<0.18	<0.18	<0.18	<0.18	<0.40	<0.40	<0.50	<0.50
Trichloroethene (ug/L)	5 / 0.5	J ^(0.26)	0.33	J ^(0.26)	0.48	0.43	0.40	0.73	0.52	0.50	J ^(0.26)
1,1-Dichloroethane (ug/L)	850 / 85	<0.26	<0.26	<0.26	<0.26	<0.26	<0.26	<0.50	<0.50	<0.40	<0.40
cis 1,2-Dichloroethene (ug/L)	70 / 7	<0.12	<0.12	<0.12	<0.12	<0.12	<0.12	<0.60	<0.60	<0.40	<0.40
Trichlorofluoromethane (ug/L)	3490 / 698	<0.51	<0.51	<0.51	<0.51	<0.51	<0.51	<0.50	<0.50	<0.70	<0.40
Chloroethane (ug/L)	400 / 80	<0.24	<0.24	<0.24	<0.24	<0.24	<0.24	<0.70	<0.70	<0.60	<0.40
Vinyl Chloride (ug/L)	0.2 / 0.02	<0.11	<0.11	<0.11	<0.11	<0.11	<0.11	<0.12	<0.12	<0.15	<0.15
Chloromethane (ug/L)	30 / 3	<0.090	<0.090	<0.090	J ^(0.13)	<0.090	<0.090	<0.24	<0.24	J ^(0.86)	<0.30
Chloroform (ug/L)	6 / 0.6	<0.18	<0.18	<0.18	<0.18	<0.18	<0.18	<0.50	<0.50	<0.50	<0.22
Benzene (ug/L)	5 / 0.5	<0.15	<0.15	<0.15	<0.15	<0.15	<0.15	<0.40	<0.40	<0.40	<0.16
Bromodichloromethane ² (ug/L)	0.6 / 0.06	<0.070	J ^(0.16)	<0.070	<0.070	<0.070	<0.070	<0.13	<0.13	<0.15	<0.19
Bromoform ² (ug/L)	4.4 / 0.44	<0.56	0.73	<0.56	<0.56	<0.56	<0.56	<0.50	<0.50	<0.21	<0.50

ES / PAL	526 Co. Rd. A (cont.)						
	Dec-07	Apr-09	Jun-10	Mar-11	Jun-13	Jun-14	
Dichlorodifluoromethane (ug/L)	1000 / 200	<0.40	<1.0	J ^(0.37)	<0.30	<0.40	<0.50
Tetrachloroethene (ug/L)	5 / 0.5	<0.40	<1.0	<0.15	<0.15	<0.29	<0.16
trans 1,2-Dichloroethene (ug/L)	100 / 20	<0.50	<1.0	<0.11	<0.11	<0.24	<0.23
1,1,1-Trichloroethane (ug/L)	200 / 40	<0.60	<1.0	<0.090	<0.090	<0.50	<0.26
1,1-Dichloroethene (ug/L)	7 / 0.7	<0.40	<1.0	<0.20	<0.20	<0.24	<0.20
1,2-Dichloroethane (ug/L)	5 / 0.5	<0.30	<1.0	<0.080	<0.080	<0.22	<0.13
1,1,2-Trichloroethane (ug/L)	5 / 0.5	<0.50	<1.0	<0.11	<0.11	<0.16	<0.13
Trichloroethene (ug/L)	5 / 0.5	J ^(0.26)	<0.25	J ^(0.44)	J ^(0.31)	0.77	0.65
1,1-Dichloroethane (ug/L)	850 / 85	<0.40	<1.0	<0.080	<0.080	<0.50	<0.16
cis 1,2-Dichloroethene (ug/L)	70 / 7	<0.40	<1.0	<0.23	<0.23	<0.23	<0.13
Trichlorofluoromethane (ug/L)	3490 / 698	<0.40	<1.0	<0.14	<0.14	<0.13	<0.22
Chloroethane (ug/L)	400 / 80	<0.40	<1.0	<0.32	<0.32	<0.50	<0.24
Vinyl Chloride (ug/L)	0.2 / 0.02	<0.15	<0.40	<0.11	<0.11	<0.14	<0.20
Chloromethane (ug/L)	30 / 3	<0.30	<4.0	J ^(0.45)	<0.36	<2.0	<0.34
Chloroform (ug/L)	6 / 0.6	<0.22	<1.0	<0.090	<0.090	<0.27	<0.16
Benzene (ug/L)	5 / 0.5	<0.16	<1.0	<0.080	<0.080	<0.24	<0.15
Bromodichloromethane ² (ug/L)	0.6 / 0.06	<0.19	<1.0	<0.15	<0.15	<0.25	<0.20
Bromoform ² (ug/L)	4.4 / 0.44	<0.50	<8.0	<0.19	<0.19	<2.0	<2.0

J- Result is less than the LOQ but greater than the LOD.

B- Parameter was detected in the method blank.

LOD- Limit of Detection

²- May be associated with chlorination of well.

LOQ-Limit of Quantification

^D-Quantification was performed on a dilution of the sample.

ug/L- Micrograms per Liter (parts per billion).

J - Indicates Detection.

*- Inorganic water quality data available.

ND- No Detect.

P/NP- Present/Not Present

NA- Not Analyzed

- Analytical data obtained from the WDNR Special Well Construction Area Data Base, Town of Hudson, Wisconsin.

TABLE 1 (cont.)

ES / PAL	549 / 551 Co. Rd. A												
	Apr-86	Jul-86	Mar-87	Oct-87	Nov-87	Dec-87	Jan-88	Feb-88	Mar-88	Apr-88	Jun-88	Aug-88	
Dichlorodifluoromethane (ug/L)	1000 / 200	<1.0	<1.0	P	P	P	P	NA	NA	P	P	P/NP	P/NP
Tetrachloroethene (ug/L)	5 / 0.5	<1.0	<1.0	<1.0	<1.0	<1.0	4.0	<1.0	<1.0	<1.0	<1.0	2.0	<0.10
trans 1,2-Dichloroethene (ug/L)	100 / 20	<1.0	<1.0	<1.0	<1.0	<1.0	<1.0	<1.0	<1.0	<1.0	<0.10	<0.10	<0.10
1,1,1-Trichloroethane (ug/L)	200 / 40	37	22	17	5.0	4.0	4.0	5.0	7.0	7.0	13	10	3.0
1,1-Dichloroethene (ug/L)	7 / 0.7	3.0	1.0	<1.0	<1.0	<1.0	<1.0	<1.0	<1.0	BDL	<1.0	<0.10	<0.10
1,2-Dichloroethane (ug/L)	5 / 0.5	<1.0	<1.0	<1.0	<1.0	<1.0	<1.0	NA	NA	<1.0	<1.0	<0.10	<0.10
1,1,2-Trichloroethane (ug/L)	5 / 0.5	<1.0	<1.0	<1.0	<1.0	<1.0	<1.0	NA	NA	<1.0	<1.0	<0.10	<0.10
Trichloroethene (ug/L)	5 / 0.5	28	14	11	4.0	6.0	4.0	5.0	5.0	6.0	11	2.0	1.0
1,1-Dichloroethane (ug/L)	850 / 85	<1.0	<1.0	<1.0	<1.0	<1.0	<1.0	<1.0	<1.0	<1.0	<0.10	<0.10	<0.10
cis 1,2-Dichloroethene (ug/L)	70 / 7	NA	NA	NA	NA	NA	NA	NA	NA	NA	NA	NA	NA
Trichlorofluoromethane (ug/L)	3490 / 698	<1.0	<1.0	<1.0	P	P	P	<1.0	<1.0	P	P	<0.10	<0.10
Chloroethane (ug/L)	400 / 80	<1.0	<1.0	P	P	P	P	NA	NA	P	P	P/NP	P/NP
Vinyl Chloride (ug/L)	0.2 / 0.02	<1.0	<1.0	P	P	P	P	NA	NA	P	P	P/NP	P/NP
Chloromethane (ug/L)	30 / 3	<2.0	<2.0	<2.0	<2.0	<2.0	<2.0	<2.0	<2.0	<2.0	<2.0	<2.0	<2.0
Chloroform (ug/L)	6 / 0.6	<1.0	<1.0	<1.0	<1.0	<1.0	<1.0	NA	NA	<1.0	<0.10	<0.10	<0.10
Benzene (ug/L)	5 / 0.5	<1.0	<1.0	<1.0	<1.0	<1.0	<1.0	NA	NA	<1.0	<1.0	<0.10	<0.10

ES / PAL	549 / 551 Co. Rd. A (cont.)												
	Sep-88	Nov-88	Dec-88	Feb-89	Mar-89	Apr-89	Jun-89	Dec-89	Mar-90	Jun-90	Sep-90	Dec-90	
Dichlorodifluoromethane (ug/L)	1000 / 200	<1.0	P/NP	P/NP	P/NP	P/NP	P/NP	P/NP	P/NP	P/NP	P/NP	P/NP	P/NP
Tetrachloroethene (ug/L)	5 / 0.5	<1.0	<1.0	BDL	<1.0	<1.0	<1.0	<1.0	<1.0	<1.0	1.0	<1.0	<1.0
trans 1,2-Dichloroethene (ug/L)	100 / 20	<1.0	<1.0	<1.0	<1.0	<1.0	<1.0	<1.0	<1.0	<1.0	<1.0	<1.0	<1.0
1,1,1-Trichloroethane (ug/L)	200 / 40	8.0	7.0	6.0	6.0	11	15	8.0	4.0	6.0	7.0	3.0	4.0
1,1-Dichloroethene (ug/L)	7 / 0.7	<1.0	<1.0	<1.0	<1.0	<1.0	<1.0	1.0	<1.0	<1.0	<1.0	1.0	<1.0
1,2-Dichloroethane (ug/L)	5 / 0.5	3.0	<1.0	<1.0	<1.0	<1.0	<1.0	<1.0	<1.0	<1.0	<1.0	<1.0	<1.0
1,1,2-Trichloroethane (ug/L)	5 / 0.5	<1.0	<1.0	<1.0	<1.0	<1.0	<1.0	<1.0	<1.0	<1.0	<1.0	<1.0	<1.0
Trichloroethene (ug/L)	5 / 0.5	7.0	4.0	8.0	5.0	16	3.0	6.0	2.0	5.0	6.0	4.0	3.0
1,1-Dichloroethane (ug/L)	850 / 85	<1.0	<1.0	<1.0	<1.0	<1.0	<1.0	<1.0	<1.0	<1.0	<1.0	<1.0	<1.0
cis 1,2-Dichloroethene (ug/L)	70 / 7	NA	NA	NA	NA	NA	NA	NA	NA	NA	NA	NA	NA
Trichlorofluoromethane (ug/L)	3490 / 698	<1.0	<1.0	<1.0	<1.0	<1.0	<1.0	<1.0	<1.0	<1.0	<1.0	<1.0	<1.0
Chloroethane (ug/L)	400 / 80	<1.0	P/NP	P/NP	P/NP	P/NP	P/NP	P/NP	P/NP	P/NP	P/NP	P/NP	P/NP
Vinyl Chloride (ug/L)	0.2 / 0.02	<1.0	P/NP	P/NP	P/NP	P/NP	P/NP	P/NP	P/NP	P/NP	P/NP	P/NP	P/NP
Chloromethane (ug/L)	30 / 3	<2.0	<2.0	<2.0	<2.0	<2.0	<2.0	<2.0	<2.0	<2.0	<2.0	<2.0	<2.0
Chloroform (ug/L)	6 / 0.6	<1.0	<1.0	<1.0	<1.0	<1.0	<1.0	<1.0	<1.0	<1.0	<1.0	<1.0	1.0
Benzene (ug/L)	5 / 0.5	<1.0	<1.0	<1.0	<1.0	<1.0	<1.0	<1.0	<1.0	<1.0	<1.0	<1.0	<1.0

J- Result is less than the LOQ but greater than the LOD.

B- Parameter was detected in the method blank.

LOD- Limit of Detection

²- May be associated with chlorination of well.

LOQ-Limit of Quantification

^D- Quantification was performed on a dilution of the sample.

ug/L- Micrograms per Liter (parts per billion).

 - Indicates Detection.

*- Inorganic water quality data available.

ND- No Detect.

P/NP- Present/Not Present

NA- Not Analyzed

- Analytical data obtained from the WDNR Special Well Construction Area Data Base, Town of Hudson, Wisconsin.

TABLE 1 (cont.)

ES / PAL	549 / 551 Co. Rd. A (cont.)												
	Aug-91	Oct-91	Feb-92	Dec-92	Jun-93	Dec-93	May-94	Dec-94	Apr-95	Jun-95	Dec-96	Jan-98	
Dichlorodifluoromethane (ug/L)	1000 / 200	P/NP	<2.0	<2.0	<5.0	<5.0	<5.0	<5.0	<5.0	<5.0	<0.14	<0.14	
Tetrachloroethene (ug/L)	5 / 0.5	<1.0	<1.0	<1.0	<0.40	<0.40	<0.40	<0.40	<0.40	<0.40	<0.13	<0.13	
trans 1,2-Dichloroethene (ug/L)	100 / 20	<1.0	<1.0	<1.0	<0.60	<0.60	<0.60	<0.60	<0.60	<0.60	<0.11	<0.11	
1,1,1-Trichloroethane (ug/L)	200 / 40	5.0	9.0	19	14	4.1	2.8	<0.20	<0.20	0.73	<0.70	<0.19	
1,1-Dichloroethene (ug/L)	7 / 0.7	2.0	<1.0	1.0	<0.20	<0.20	<0.20	<0.20	<0.20	<0.20	B ^(5.2)	J ^(0.13)	
1,2-Dichloroethane (ug/L)	5 / 0.5	<1.0	<1.0	<1.0	<0.30	<0.30	<0.30	<0.30	<0.30	<0.30	<0.30	<0.27	
1,1,2-Trichloroethane (ug/L)	5 / 0.5	<1.0	<1.0	<1.0	<0.30	<0.30	<0.30	<0.30	<0.30	<0.30	<0.30	<0.18	
Trichloroethene (ug/L)	5 / 0.5	8.0	7.0	10	12	3.0	3.4	0.97	1.2	2.3	<0.40	1.2	
1,1-Dichloroethane (ug/L)	850 / 85	<1.0	<1.0	<1.0	<0.50	<0.50	<0.50	0.94	<0.50	<0.50	<0.50	<0.26	
cis 1,2-Dichloroethene (ug/L)	70 / 7	NA	NA	NA	<0.20	<0.20	<0.20	<0.20	<0.20	<0.20	<0.20	<0.12	
Trichlorofluoromethane (ug/L)	3490 / 698	<1.0	<2.0	<2.0	<1.0	<1.0	<1.0	<1.0	<1.0	<1.0	<1.0	<0.51	
Chloroethane (ug/L)	400 / 80	P/NP	<2.0	<2.0	<1.0	<1.0	<1.0	<1.0	<1.0	<1.0	<1.0	<0.24	
Vinyl Chloride (ug/L)	0.2 / 0.02	P/NP	<2.0	<2.0	<1.0	<1.0	<1.0	<1.0	<1.0	<1.0	<1.0	<0.11	
Chloromethane (ug/L)	30 / 3	<2.0	<2.0	<2.0	<2.0	<2.0	<2.0	<2.0	<2.0	<2.0	<2.0	<0.090	
Chloroform (ug/L)	6 / 0.6	<1.0	<1.0	<1.0	<0.30	<0.30	<0.30	<0.30	<0.30	<0.30	<0.30	<0.18	
Benzene (ug/L)	5 / 0.5	<1.0	<1.0	<1.0	<0.20	<0.20	<0.20	<0.20	<0.20	<0.20	<0.20	<0.15	

ES / PAL	549 / 551 Co. Rd. A (cont.)												
	Dec-98	Dec-99	Nov-00	Jan-01	Mar-02	Jan-03	Feb-03	Jun-04	Feb-06	Dec-07	Mar-10	Mar-11	
Dichlorodifluoromethane (ug/L)	1000 / 200	<0.14	<0.14	<0.14	<0.14	<0.14	<0.14	<0.14	<0.063	<0.60	<0.40	<0.50	
Tetrachloroethene (ug/L)	5 / 0.5	<0.13	<0.13	<0.13	<0.13	<0.13	<0.13	<0.13	<0.075	J ^(0.90)	<0.40	<0.50	
trans 1,2-Dichloroethene (ug/L)	100 / 20	<0.11	<0.11	<0.11	<0.11	<0.11	<0.11	<0.11	<0.059	<0.60	<0.50	<0.11	
1,1,1-Trichloroethane (ug/L)	200 / 40	<0.19	<0.19	J ^(0.19)	<0.19	<0.19	<0.19	<0.19	<0.065	<0.60	<0.60	<0.090	
1,1-Dichloroethene (ug/L)	7 / 0.7	<0.10	<0.10	<0.10	<0.10	<0.10	<0.10	<0.10	<0.061	<0.50	<0.40	<0.50	
1,2-Dichloroethane (ug/L)	5 / 0.5	<0.27	<0.27	<0.27	<0.27	<0.27	<0.27	<0.27	<0.054	<0.50	<0.30	<0.50	
1,1,2-Trichloroethane (ug/L)	5 / 0.5	<0.18	<0.18	<0.18	<0.18	<0.18	<0.18	<0.18	<0.052	<0.40	<0.50	<0.11	
Trichloroethene (ug/L)	5 / 0.5	0.62	0.41	0.33	0.50	0.58	<0.14	J ^(0.20)	<0.074	1.9	<0.15	<0.50	
1,1-Dichloroethane (ug/L)	850 / 85	<0.26	<0.26	<0.26	<0.26	<0.26	<0.26	<0.26	<0.057	<0.50	<0.40	<0.50	
cis 1,2-Dichloroethene (ug/L)	70 / 7	<0.12	<0.12	<0.12	<0.12	<0.12	<0.12	<0.12	<0.055	J ^(1.5)	<0.40	<0.50	
Trichlorofluoromethane (ug/L)	3490 / 698	<0.51	<0.51	<0.51	<0.51	<0.51	<0.51	<0.51	<0.060	<0.50	<0.40	<0.50	
Chloroethane (ug/L)	400 / 80	<0.24	<0.24	<0.24	<0.24	<0.24	<0.24	<0.24	<0.074	<0.70	<0.40	<0.50	
Vinyl Chloride (ug/L)	0.2 / 0.02	<0.11	<0.11	<0.11	<0.11	<0.11	<0.11	<0.11	<0.065	<0.12	<0.15	<0.20	
Chloromethane (ug/L)	30 / 3	<0.090	<0.090	<0.090	<0.090	<0.090	<0.090	<0.090	<0.074	<0.24	<0.30	<2.0	
Chloroform (ug/L)	6 / 0.6	<0.18	<0.18	<0.18	<0.18	<0.18	<0.18	<0.18	<0.061	<0.50	<0.22	<0.50	
Benzene (ug/L)	5 / 0.5	<0.15	<0.15	<0.15	<0.15	<0.15	<0.15	<0.15	<0.067	<0.40	<0.16	<0.50	

J- Result is less than the LOQ but greater than the LOD.

B- Parameter was detected in the method blank.

LOD- Limit of Detection

²- May be associated with chlorination of well.

LOQ-Limit of Quantification

⁰-Quantification was performed on a dilution of the sample.

ug/L- Micrograms per Liter (parts per billion).

- Indicates Detection.

*- Inorganic water quality data available.

ND- No Detect.

P/NP- Present/Not Present

NA- Not Analyzed

- Analytical data obtained from the WDNR Special Well Construction Area Data Base, Town of Hudson, Wisconsin.

TABLE 1 (cont.)

	ES / PAL	549 / 551 Co. Rd A (cont.) 6/25/2013
Dichlorodifluoromethane (ug/L)	1000 / 200	<0.40
Tetrachloroethene (ug/L)	5 / 0.5	<0.29
trans 1,2-Dichloroethene (ug/L)	100 / 20	<0.24
1,1,1-Trichloroethane (ug/L)	200 / 40	<0.50
1,1-Dichloroethene (ug/L)	7 / 0.7	<0.24
1,2-Dichloroethane (ug/L)	5 / 0.5	<0.22
1,1,2-Trichloroethane (ug/L)	5 / 0.5	<0.16
Trichloroethene (ug/L)	5 / 0.5	J ^(0.31)
1,1-Dichloroethane (ug/L)	850 / 85	<0.50
cis 1,2-Dichloroethene (ug/L)	70 / 7	<0.23
Trichlorofluoromethane (ug/L)	3490 / 698	<0.13
Chloroethane (ug/L)	400 / 80	<0.50
Vinyl Chloride (ug/L)	0.2 / 0.02	<0.14
Chloromethane (ug/L)	30 / 3	<2.0
Chloroform (ug/L)	6 / 0.6	<0.27
Benzene (ug/L)	5 / 0.5	<0.24

	ES / PAL	554 Co. Rd. A												
		May-86	Sep-86	May-87	Jun-92	Jun-93	Jun-94	Apr-95	Jun-95	Dec-95	Dec-96	Dec-98	Dec-00	
Dichlorodifluoromethane (ug/L)	1000 / 200	<1.0	<1.0	<1.0	<5.0	<5.0	<5.0	<5.0	<5.0	<5.0	J ^(0.76)	J ^(0.9)	<0.14	J ^(0.65)
Tetrachloroethene (ug/L)	5 / 0.5	<1.0	<1.0	BDL	1.3	0.54	<0.40	<0.40	<0.40	<0.40	0.81	0.36	<0.13	<0.13
trans 1,2-Dichloroethene (ug/L)	100 / 20	<1.0	<1.0	<0.10	<0.60	<0.60	<0.60	<0.60	<0.60	<0.60	<0.30	<0.11	<0.11	<0.11
1,1,1-Trichloroethane (ug/L)	200 / 40	<1.0	<1.0	BDL	1.1	0.51	<0.20	<0.20	<0.20	<0.70	1.2	<0.19	<0.19	<0.19
1,1-Dichloroethene (ug/L)	7 / 0.7	<1.0	<1.0	<0.10	<0.20	<0.20	<0.20	<0.20	<0.20	<0.20	<0.20	<0.10	<0.10	<0.10
1,2-Dichloroethane (ug/L)	5 / 0.5	<1.0	<1.0	<0.10	<0.30	<0.30	<0.30	<0.30	<0.30	<0.30	<0.50	<0.27	<0.27	<0.27
1,1,2-Trichloroethane (ug/L)	5 / 0.5	<1.0	<1.0	<0.10	<1.0	<0.30	<0.30	<0.30	<0.30	<0.30	<0.30	<0.18	<0.18	<0.18
Trichloroethene (ug/L)	5 / 0.5	<1.0	<1.0	<0.10	2.6	1.6	1.3	1.8	2.6	1.6	2.1	1.6	1.3	
1,1-Dichloroethane (ug/L)	850 / 85	<1.0	<1.0	<0.10	1.4	0.56	<0.50	<0.50	<0.50	1.1	<0.26	<0.26	<0.26	
cis 1,2-Dichloroethene (ug/L)	70 / 7	NA	NA	NA	<0.20	<0.20	<0.20	<0.20	<0.20	<0.30	<0.12	<0.12	<0.12	
Trichlorofluoromethane (ug/L)	3490 / 698	<1.0	<1.0	0.53	1.5	1.9	2.5	<1.0	2.2	1.3	1.2	1.0	1.5	
Chloroethane (ug/L)	400 / 80	<1.0	<1.0	<0.50	<1.0	<1.0	3.9	<1.0	<1.0	1.9	J ^(0.55)	<0.24	<0.24	
Vinyl Chloride (ug/L)	0.2 / 0.02	<1.0	<1.0	<0.20	<1.0	<1.0	<1.0	<1.0	<1.0	<1.0	<1.0	<0.11	<0.11	<0.11
Chloromethane (ug/L)	30 / 3	<2.0	<2.0	<2.0	<2.0	<2.0	<2.0	<2.0	<2.0	BJ ^(0.46)	<0.090	<0.090	<0.090	
Chloroform (ug/L)	6 / 0.6	<1.0	<1.0	<0.10	<0.20	<0.20	<0.20	<0.20	<0.20	<0.30	<0.18	<0.18	<0.18	
Benzene (ug/L)	5 / 0.5	<1.0	<1.0	NA	<0.30	<0.30	<0.30	<0.30	<0.30	<0.30	<0.15	<0.15	<0.15	

J- Result is less than the LOQ but greater than the LOD.

B- Parameter was detected in the method blank.

LOD- Limit of Detection

²- May be associated with chlorination of well.

LOQ-Limit of Quantification

^D-Quantification was performed on a dilution of the sample.

ug/L- Micrograms per Liter (parts per billion).

- Indicates Detection.

*- Inorganic water quality data available.

ND- No Detect.

P/NP- Present/Not Present

NA- Not Analyzed

- Analytical data obtained from the WDNR Special Well Construction Area Data Base, Town of Hudson, Wisconsin.

TABLE 1 (cont.)

		554 Co. Rd. A (cont.)							
ES / PAL		Mar-02	Jan-03	May-04	Apr-05	Dec-05	Jun-07	Feb-08	Jun-08
Dichlorodifluoromethane (ug/L)	1000 / 200	J ^(0.65)	J ^(0.53)	J ^(0.22)	<0.60	J ^(0.62)	J ^(0.44)	J ^(0.40)	J ^(0.52)
Tetrachloroethene (ug/L)	5 / 0.5	<0.13	J ^(0.20)	J ^(0.17)	<0.40	<0.40	<0.40	<0.40	<0.40
trans 1,2-Dichloroethene (ug/L)	100 / 20	<0.11	<0.11	<0.059	<0.60	<0.60	<0.50	<0.50	<0.50
1,1,1-Trichloroethane (ug/L)	200 / 40	<0.19	J ^(0.22)	<0.065	<0.60	<0.60	<0.60	<0.60	<0.60
1,1-Dichloroethene (ug/L)	7 / 0.7	<0.10	<0.10	<0.061	<0.50	<0.50	<0.40	<0.40	<0.40
1,2-Dichloroethane (ug/L)	5 / 0.5	<0.27	<0.27	<0.054	<0.50	<0.50	<0.30	<0.30	<0.30
1,1,2-Trichloroethane (ug/L)	5 / 0.5	<0.18	<0.18	<0.052	<0.40	<0.40	<0.60	<0.50	<0.50
Trichloroethene (ug/L)	5 / 0.5	1.2	0.69	1.3	1.7	1.8	1.7	1.6	1.8
1,1-Dichloroethane (ug/L)	850 / 85	<0.26	<0.26	<0.057	<0.50	<0.50	<0.40	<0.40	<0.40
cis 1,2-Dichloroethene (ug/L)	70 / 7	<0.12	<0.12	<0.055	<0.60	<0.60	<0.40	<0.40	<0.40
Trichlorofluoromethane (ug/L)	3490 / 698	1.6	J ^(0.92)	1.0	J ^(1.3)	J ^(1.1)	J ^(1.1)	J ^(0.89)	1.4
Chloroethane (ug/L)	400 / 80	1.3	<0.24	<0.074	<0.70	<0.70	<0.40	<0.40	<0.40
Vinyl Chloride (ug/L)	0.2 / 0.02	<0.11	<0.11	<0.065	<0.12	<0.12	<0.15	<0.15	<0.15
Chloromethane (ug/L)	30 / 3	<0.090	<0.090	<0.074	<0.24	<0.24	<0.30	<0.30	<0.30
Chloroform (ug/L)	6 / 0.6	<0.18	<0.18	J ^(0.38)	<0.50	<0.50	<0.22	J ^(0.48)	<0.22
Benzene (ug/L)	5 / 0.5	<0.15	<0.15	<0.067	<0.40	<0.40	<0.16	<0.16	<0.16

		573 Co. Rd. A											
ES / PAL		Jan-01	Jan-02	Feb-03	Apr-04	Apr-05	Feb-06	Jun-07	May-08	Apr-09	Mar-11	Jul-13	Jan-18
Dichlorodifluoromethane (ug/L)	1000 / 200	<0.14	<0.14	<0.14	<0.063	<0.60	<0.60	<0.40	<0.40	<1.0	<0.29	<0.40	<0.31
Tetrachloroethene (ug/L)	5 / 0.5	<0.13	<0.13	<0.13	<0.075	<0.40	<0.40	<0.40	<0.40	<1.0	<0.15	<0.29	<0.16
trans 1,2-Dichloroethene (ug/L)	100 / 20	<0.11	<0.11	<0.11	<0.059	<0.60	<0.60	<0.50	<0.50	<1.0	<0.11	<0.24	<0.21
1,1,1-Trichloroethane (ug/L)	200 / 40	1.4	1.0	1.4	1.0	2.3	4.5	3.0	J ^(1.1)	<1.0	<0.090	<0.50	J ^(0.28)
1,1-Dichloroethene (ug/L)	7 / 0.7	0.25	<0.10	J ^(0.11)	J ^(0.14)	<0.50	<0.50	J ^(0.44)	<0.40	<1.0	<0.20	<0.24	<0.18
1,2-Dichloroethane (ug/L)	5 / 0.5	<0.27	<0.27	<0.27	<0.054	<0.50	<0.50	<0.30	<0.30	<1.0	<0.080	<0.22	<0.32
1,1,2-Trichloroethane (ug/L)	5 / 0.5	<0.18	<0.18	<0.18	<0.052	<0.40	<0.40	<0.50	<0.50	<1.0	<0.11	<0.16	<0.22
Trichloroethene (ug/L)	5 / 0.5	2.8	2.6	2.5	1.9	2.7	4.5	3.6	2.0	1.9	1.3	<0.12	1.1
1,1-Dichloroethane (ug/L)	850 / 85	<0.26	<0.26	<0.26	<0.26	<0.50	<0.50	<0.40	<0.40	<1.0	<0.080	<0.50	<0.14
cis 1,2-Dichloroethene (ug/L)	70 / 7	<0.12	<0.12	<0.12	<0.12	<0.60	<0.60	<0.40	<0.40	<1.0	<0.23	<0.23	<0.20
Trichlorofluoromethane (ug/L)	3490 / 698	<0.51	<0.51	<0.51	<0.51	<0.50	<0.50	<0.40	<0.40	<1.0	<0.14	<0.13	<0.13
Chloroethane (ug/L)	400 / 80	<0.24	<0.24	<0.24	<0.24	<0.70	<0.70	<0.40	<0.40	<1.0	<0.32	<0.50	<0.44
Vinyl Chloride (ug/L)	0.2 / 0.02	<0.11	<0.11	<0.11	<0.11	<0.12	<0.12	<0.15	<0.15	<0.40	<0.11	<0.14	<0.096
Chloromethane (ug/L)	30 / 3	<0.090	<0.090	<0.090	<0.090	<0.24	<0.24	<0.30	<0.30	<1.0	<0.36	<2.0	<1.1
Chloroform (ug/L)	6 / 0.6	<0.18	<0.18	<0.18	<0.18	<0.50	<0.50	<0.22	<0.22	<1.0	<0.090	<0.27	<0.46
Benzene (ug/L)	5 / 0.5	<0.15	<0.15	<0.15	<0.15	<0.40	<0.40	<0.16	<0.16	<1.0	<0.080	<0.24	<0.34

J- Result is less than the LOQ but greater than the LOD.

B- Parameter was detected in the method blank.

LOD- Limit of Detection

²- May be associated with chlorination of well.

LOQ-Limit of Quantification

^D-Quantification was performed on a dilution of the sample.

ug/L- Micrograms per Liter (parts per billion).

- Indicates Detection.

*- Inorganic water quality data available.

ND- No Detect.

P/NP- Present/Not Present

NA- Not Analyzed

- Analytical data obtained from the WDNR Special Well Construction Area Data Base, Town of Hudson, Wisconsin.

TABLE 1 (cont.)

ES / PAL	576 Co. Rd. A												
	Jun-92	Jun-93	Apr-95	Dec-95	Dec-96	Jan-98	Dec-98	Dec-99	Nov-00	Mar-02	Feb-03	Feb-04	
Dichlorodifluoromethane (ug/L)	1000 / 200	<5.0	<5.0	<5.0	<2.0	J ^(0.89)	<0.14	<0.14	<0.14	J ^(0.41)	<0.14	<0.14	<0.14
Tetrachloroethene (ug/L)	5 / 0.5	<1.0	<0.40	<0.40	0.62	<0.13	<0.13	<0.13	<0.13	<0.13	<0.13	<0.13	<0.13
trans 1,2-Dichloroethene (ug/L)	100 / 20	<0.60	<0.60	<0.60	<0.30	<0.11	<0.11	<0.11	<0.11	<0.11	<0.11	<0.11	<0.11
1,1,1-Trichloroethane (ug/L)	200 / 40	2.3	0.35	<0.20	1.3	<0.19	<0.19	<0.19	<0.19	<0.19	<0.19	<0.19	<0.19
1,1-Dichloroethene (ug/L)	7 / 0.7	<2.0	<0.20	<0.20	<0.20	<0.10	<0.10	<0.10	<0.10	<0.10	<0.10	<0.10	<0.10
1,2-Dichloroethane (ug/L)	5 / 0.5	<0.30	<0.30	<0.30	<0.50	<0.27	<0.27	<0.27	<0.27	<0.27	<0.27	<0.27	<0.37
1,1,2-Trichloroethane (ug/L)	5 / 0.5	<1.0	<0.30	<0.30	<0.30	<0.18	<0.18	<0.18	<0.18	<0.18	<0.18	<0.18	<0.18
Trichloroethene (ug/L)	5 / 0.5	2.2	0.82	1.3	1.4	0.84	0.66	<0.14	<0.14	<0.14	<0.14	0.64	0.34
1,1-Dichloroethane (ug/L)	850 / 85	<0.50	<0.50	<0.50	<0.30	<0.26	<0.26	<0.26	<0.26	<0.26	<0.26	<0.26	<0.26
cis 1,2-Dichloroethene (ug/L)	70 / 7	<0.20	<0.20	<0.20	<0.30	<0.12	<0.12	<0.12	<0.12	<0.12	<0.12	<0.12	<0.12
Trichlorofluoromethane (ug/L)	3490 / 698	<1.0	1.4	<1.0	0.95	<0.51	<0.51	<0.51	<0.51	<0.51	<0.51	<0.51	<0.51
Chloroethane (ug/L)	400 / 80	<1.0	<1.0	<1.0	<1.0	<0.24	<0.24	<0.24	<0.24	<0.24	<0.24	<0.24	<0.24
Vinyl Chloride (ug/L)	0.2 / 0.02	<1.0	<1.0	<1.0	<1.0	<0.11	<0.11	<0.11	<0.11	<0.11	<0.11	<0.11	<0.11
Chloromethane (ug/L)	30 / 3	<2.0	<2.0	<2.0	BJ ^(0.52)	<0.090	<0.090	<0.090	<0.090	<0.090	<0.090	<0.090	<0.090
Chloroform (ug/L)	6 / 0.6	<0.20	<0.20	<0.20	<0.30	<0.18	<0.18	<0.18	<0.18	<0.18	<0.18	<0.18	<0.18
Benzene (ug/L)	5 / 0.5	<0.30	<0.30	<0.30	<0.30	<0.15	<0.15	<0.15	<0.15	<0.15	<0.15	<0.15	<0.15
o-Xylene (ug/L)	620 / 124	<0.30	<0.30	<0.30	0.61	<0.35	<0.35	<0.35	<0.35	<0.35	<0.35	<0.35	<0.35

ES / PAL	576 Co. Rd. A (cont.)					
	Apr-05	Apr-09	Jul-13	Dec-16	Jul-18	
Dichlorodifluoromethane (ug/L)	1000 / 200	J ^(1.1)	<1.0	<0.40	<0.23	<0.23
Tetrachloroethene (ug/L)	5 / 0.5	<0.40	<1.0	<0.29	<0.25	<0.17
trans 1,2-Dichloroethene (ug/L)	100 / 20	<0.60	<1.0	<0.24	<0.16	<0.12
1,1,1-Trichloroethane (ug/L)	200 / 40	<0.60	<1.0	<0.50	<0.17	<0.14
1,1-Dichloroethene (ug/L)	7 / 0.7	<0.50	<1.0	<0.24	<0.28	<0.16
1,2-Dichloroethane (ug/L)	5 / 0.5	<0.50	<1.0	<0.22	<0.17	<0.22
1,1,2-Trichloroethane (ug/L)	5 / 0.5	<0.40	<1.0	<0.16	<0.15	<0.18
Trichloroethene (ug/L)	5 / 0.5	0.54	1.5	J ^(0.24)	0.65	0.59
1,1-Dichloroethane (ug/L)	850 / 85	<0.50	<1.0	<0.50	<0.17	<0.17
cis 1,2-Dichloroethene (ug/L)	70 / 7	<0.60	<1.0	<0.23	<0.12	<0.15
Trichlorofluoromethane (ug/L)	3490 / 698	<0.50	<1.0	<0.13	<0.33	<0.23
Chloroethane (ug/L)	400 / 80	<0.70	<1.0	<0.50	<0.34	<0.49
Vinyl Chloride (ug/L)	0.2 / 0.02	<0.12	<0.40	<0.14	<0.069	<0.092
Chloromethane (ug/L)	30 / 3	<0.24	<4.0	<2.0	0.63	<0.16
Chloroform (ug/L)	6 / 0.6	<0.50	<1.0	<0.27	<0.29	<0.98
Benzene (ug/L)	5 / 0.5	<0.40	<1.0	<0.24	<0.11	<0.31
o-Xylene (ug/L)	620 / 124	<0.40	<1.0	<0.24	<0.20	<0.16

J- Result is less than the LOQ but greater than the LOD.

B- Parameter was detected in the method blank.

LOD- Limit of Detection

2- May be associated with chlorination of well.

LOQ-Limit of Quantification

^D-Quantification was performed on a dilution of the sample.

ug/L- Micrograms per Liter (parts per billion).

- Indicates Detection.

*- Inorganic water quality data available.

ND- No Detect.

P/NP- Present/Not Present

NA- Not Analyzed

- Analytical data obtained from the WDNR Special Well Construction Area Data Base, Town of Hudson, Wisconsin.

TABLE 1 (cont.)

ES / PAL	580 Co. Rd. A												
	Mar-92	Jun-92	Jun-94	Dec-95	Feb-97	Dec-97	Dec-98	Dec-99	Jan-01	Mar-02	Apr-03	Apr-04	
Dichlorodifluoromethane (ug/L)	1000 / 200	<2.0	<5.0	<5.0	J ^(0.68)	<0.14	<0.14	<0.14	<0.14	<0.14	<0.14	<0.14	<0.063
Tetrachloroethene (ug/L)	5 / 0.5	<1.0	<1.0	<0.40	<0.40	<0.13	<0.13	<0.13	<0.13	<0.13	<0.13	<0.13	<0.075
trans 1,2-Dichloroethene (ug/L)	100 / 20	<1.0	<0.60	<0.60	<0.30	<0.11	<0.11	<0.11	<0.11	<0.11	<0.11	<0.11	<0.059
1,1,1-Trichloroethane (ug/L)	200 / 40	6.0	2.8	<0.20	<0.20	<0.19	<0.19	<0.19	<0.19	<0.19	<0.19	<0.19	<0.065
1,1-Dichloroethene (ug/L)	7 / 0.7	<1.0	<2.0	<0.20	<0.20	<0.10	<0.10	<0.10	<0.10	<0.10	<0.10	<0.10	<0.061
1,2-Dichloroethane (ug/L)	5 / 0.5	<1.0	<0.30	<0.30	<0.50	<0.27	<0.27	<0.27	<0.27	<0.27	<0.27	<0.27	<0.054
1,1,2-Trichloroethane (ug/L)	5 / 0.5	<1.0	<1.0	<0.30	<0.30	<0.18	<0.18	<0.18	<0.18	<0.18	<0.18	<0.18	<0.052
Trichloroethene (ug/L)	5 / 0.5	4.0	4.5	0.70	0.94	0.21	0.32	0.63	0.33	0.39	0.50	0.35	J ^(0.45)
1,1-Dichloroethane (ug/L)	850 / 85	<1.0	<0.50	<0.50	<0.30	<0.26	<0.26	<0.26	<0.26	<0.26	<0.26	<0.26	<0.057
cis 1,2-Dichloroethene (ug/L)	70 / 7	<1.0	<0.20	<0.20	<0.30	<0.12	<0.12	<0.12	<0.12	<0.12	<0.12	<0.12	<0.055
Trichlorofluoromethane (ug/L)	3490 / 698	<2.0	<1.0	1.1	<1.0	<0.51	<0.51	<0.51	<0.51	<0.51	<0.51	<0.51	<0.060
Chloroethane (ug/L)	400 / 80	<2.0	<1.0	1.5	<1.0	<0.24	<0.24	<0.24	<0.24	<0.24	<0.24	<0.24	<0.074
Vinyl Chloride (ug/L)	0.2 / 0.02	<2.0	<1.0	<1.0	<1.0	<0.11	<0.11	<0.11	<0.11	<0.11	<0.11	<0.11	<0.065
Chloromethane (ug/L)	30 / 3	<2.0	<2.0	<2.0	<2.0	<0.090	<0.090	<0.090	1.5	<0.090	<0.090	<0.090	<0.074
Chloroform (ug/L)	6 / 0.6	<1.0	<0.20	<0.20	<0.30	<0.18	<0.18	<0.18	<0.22	<0.18	<0.18	<0.18	<0.061
Benzene (ug/L)	5 / 0.5	<1.0	<0.30	<0.30	<0.30	<0.15	<0.15	<0.15	<0.16	<0.15	<0.15	<0.15	<0.067

ES / PAL	580 Co. Rd. A (cont.)					
	Apr-05	Mar-06	Sep-07	Jun-08	Dec-17	
Dichlorodifluoromethane (ug/L)	1000 / 200	<0.60	<0.60	<0.40	<0.40	<0.31
Tetrachloroethene (ug/L)	5 / 0.5	<0.40	<0.40	<0.40	<0.40	<0.16
trans 1,2-Dichloroethene (ug/L)	100 / 20	<0.60	<0.60	<0.50	<0.50	<0.21
1,1,1-Trichloroethane (ug/L)	200 / 40	<0.60	J ^(1.3)	J ^(0.75)	<0.60	<0.15
1,1-Dichloroethene (ug/L)	7 / 0.7	<0.50	<0.50	<0.40	<0.40	<0.18
1,2-Dichloroethane (ug/L)	5 / 0.5	<0.50	<0.50	<0.30	<0.30	<0.32
1,1,2-Trichloroethane (ug/L)	5 / 0.5	<0.40	<0.40	<0.50	<0.50	<0.22
Trichloroethene (ug/L)	5 / 0.5	0.53	1.4	1.0	1.0	0.64
1,1-Dichloroethane (ug/L)	850 / 85	<0.50	<0.50	<0.40	<0.40	<0.14
cis 1,2-Dichloroethene (ug/L)	70 / 7	<0.60	<0.60	<0.40	<0.40	<0.20
Trichlorofluoromethane (ug/L)	3490 / 698	<0.50	<0.50	<0.40	<0.40	<0.13
Chloroethane (ug/L)	400 / 80	<0.70	<0.70	<0.40	<0.40	<0.44
Vinyl Chloride (ug/L)	0.2 / 0.02	<0.12	<0.12	<0.15	<0.15	<0.0096
Chloromethane (ug/L)	30 / 3	<0.24	<0.24	1.5	<0.30	<1.1
Chloroform (ug/L)	6 / 0.6	<0.50	<0.50	<0.50	<0.22	<0.46
Benzene (ug/L)	5 / 0.5	<0.40	<0.40	<0.40	<0.16	<0.34

J- Result is less than the LOQ but greater than the LOD.

B- Parameter was detected in the method blank.

LOD- Limit of Detection

²- May be associated with chlorination of well.

LOQ-Limit of Quantification

^D-Quantification was performed on a dilution of the sample.

ug/L- Micrograms per Liter (parts per billion).

- Indicates Detection.

*- Inorganic water quality data available.

ND- No Detect.

P/NP- Present/Not Present

NA- Not Analyzed

- Analytical data obtained from the WDNR Special Well Construction Area Data Base, Town of Hudson, Wisconsin.

TABLE 1 (cont.)

ES / PAL	581 Co. Rd. A												
	Oct-93	Jun-94	Dec-96	Dec-98	Nov-00	Jun-01	Sep-01	Jun-02	Jun-03	Jun-04	May-05	Dec-05	
Dichlorodifluoromethane (ug/L)	1000 / 200	<5.0	<5.0	<0.14	<0.14	<0.14	<0.14	<0.14	<0.14	<0.14	<0.063	<0.60	<0.60
Tetrachloroethene (ug/L)	5 / 0.5	<0.40	<0.40	<0.13	<0.13	<0.13	<0.13	<0.13	<0.13	<0.13	<0.075	<0.40	<0.40
trans 1,2-Dichloroethene (ug/L)	100 / 20	<0.60	<0.60	<0.11	<0.11	<0.11	<0.11	<0.11	<0.11	<0.11	<0.059	<0.60	<0.60
1,1,1-Trichloroethane (ug/L)	200 / 40	<0.20	<0.20	<0.19	<0.19	<0.19	<0.19	<0.19	<0.19	<0.19	<0.065	<0.60	<0.60
1,1-Dichloroethene (ug/L)	7 / 0.7	<0.20	<0.20	<0.10	<0.10	<0.10	<0.10	<0.10	<0.10	<0.10	<0.061	<0.50	<0.50
1,2-Dichloroethane (ug/L)	5 / 0.5	<0.30	<0.30	<0.27	<0.27	<0.27	<0.27	<0.27	<0.27	<0.27	<0.054	<0.50	<0.50
1,1,2-Trichloroethane (ug/L)	5 / 0.5	<0.30	<0.30	<0.18	<0.18	<0.18	<0.18	<0.18	<0.18	<0.18	<0.052	<0.40	<0.40
Trichloroethene (ug/L)	5 / 0.5	<0.40	<0.40	<0.14	<0.14	<0.14	<0.14	<0.14	<0.14	<0.14	<0.074	<0.15	<0.15
1,1-Dichloroethane (ug/L)	850 / 85	<0.50	<0.50	<0.26	<0.26	<0.26	<0.26	<0.26	<0.26	<0.26	<0.057	<0.50	<0.50
cis 1,2-Dichloroethene (ug/L)	70 / 7	<0.20	<0.20	<0.12	<0.12	<0.12	<0.12	<0.12	<0.12	<0.12	<0.055	<0.60	<0.60
Trichlorofluoromethane (ug/L)	3490 / 698	<1.0	<1.0	<0.51	<0.51	<0.51	<0.51	<0.51	<0.51	<0.51	<0.060	<0.50	<0.50
Chloroethane (ug/L)	400 / 80	<1.0	<1.0	<0.24	<0.24	<0.24	<0.24	<0.24	<0.24	<0.24	<0.074	<0.70	<0.70
Vinyl Chloride (ug/L)	0.2 / 0.02	<1.0	<1.0	<0.11	<0.11	<0.11	<0.11	<0.11	<0.11	<0.11	<0.065	<0.12	<0.12
Methylene Chloride (ug/L)	30 / 3	<5.0	<5.0	<0.45	12	<0.45	<0.45	<0.45	<0.45	<0.45	<0.44	<0.40	<0.40
Chloroform (ug/L)	6 / 0.6	<0.20	<0.20	<0.18	<0.18	<0.18	<0.18	<0.18	<0.18	<0.18	<0.061	<0.50	<0.50
Benzene (ug/L)	5 / 0.5	<0.30	<0.30	<0.15	<0.15	<0.15	<0.15	<0.15	<0.15	<0.15	<0.067	<0.40	<0.40
o-Xylene (ug/L)	2000 / 400	<0.30	<0.30	0.95	<0.35	<0.35	<0.35	<0.35	<0.35	<0.35	<0.062	<0.40	<0.40

ES / PAL	581 Co. Rd. A (cont.)			
	Jul-06	Jul-07	Jun-08	
Dichlorodifluoromethane (ug/L)	1000 / 200	<0.29	<0.40	<0.40
Tetrachloroethene (ug/L)	5 / 0.5	<0.29	<0.40	<0.40
trans 1,2-Dichloroethene (ug/L)	100 / 20	<0.40	<0.50	<0.50
1,1,1-Trichloroethane (ug/L)	200 / 40	<0.50	<0.60	<0.60
1,1-Dichloroethene (ug/L)	7 / 0.7	<0.30	<0.40	<0.40
1,2-Dichloroethane (ug/L)	5 / 0.5	<0.50	<0.30	<0.30
1,1,2-Trichloroethane (ug/L)	5 / 0.5	<0.50	<0.50	<0.50
Trichloroethene (ug/L)	5 / 0.5	<0.15	<0.15	<0.15
1,1-Dichloroethane (ug/L)	850 / 85	<0.40	<0.40	<0.40
cis 1,2-Dichloroethene (ug/L)	70 / 7	<0.40	<0.40	<0.40
Trichlorofluoromethane (ug/L)	3490 / 698	<0.70	<0.40	<0.40
Chloroethane (ug/L)	400 / 80	<0.60	<0.40	<0.40
Vinyl Chloride (ug/L)	0.2 / 0.02	<0.15	<0.15	<0.15
Methylene Chloride (ug/L)	30 / 3	<1.0	<0.50	<0.50
Chloroform (ug/L)	6 / 0.6	<0.50	<0.22	<0.22
Benzene (ug/L)	5 / 0.5	<0.40	<0.16	<0.16
o-Xylene (ug/L)	2000 / 400	<0.60	<0.50	<0.50

J- Result is less than the LOQ but greater than the LOD.

B- Parameter was detected in the method blank.

LOD- Limit of Detection

²- May be associated with chlorination of well.

LOQ-Limit of Quantification

^D-Quantification was performed on a dilution of the sample.

ug/L- Micrograms per Liter (parts per billion).

- Indicates Detection.

*- Inorganic water quality data available.

ND- No Detect.

P/NP- Present/Not Present

NA- Not Analyzed

- Analytical data obtained from the WDNR Special Well Construction Area Data Base, Town of Hudson, Wisconsin.

TABLE 1 (cont.)

	ES / PAL	586 Co. Rd. A											
		Oct-91	Jun-92	Apr-95	Dec-95	Dec-96	Feb-97	Feb-98	Dec-98	Mar-00	Mar-02	Feb-03	Feb-04
Dichlorodifluoromethane (ug/L)	1000 / 200	<2.0	<5.0	<5.0	<2.0	<0.14	<0.14	<0.14	<0.14	<0.14	J ^(0.33)	<0.14	<0.14
Tetrachloroethene (ug/L)	5 / 0.5	<1.0	<1.0	<0.40	<0.40	<0.13	<0.13	<0.13	<0.13	<0.13	<0.13	<0.13	<0.13
trans 1,2-Dichloroethene (ug/L)	100 / 20	<1.0	<0.60	<0.60	<0.30	<0.11	<0.11	<0.11	<0.11	<0.11	<0.11	<0.11	<0.11
1,1,1-Trichloroethane (ug/L)	200 / 40	3.0	3.2	<0.20	1.2	<0.19	<0.19	<0.19	<0.19	<0.19	<0.19	<0.19	<0.19
1,1-Dichloroethene (ug/L)	7 / 0.7	<1.0	<0.20	<0.20	<0.20	<0.10	<0.10	<0.10	<0.10	<0.10	<0.10	<0.10	<0.10
1,2-Dichloroethane (ug/L)	5 / 0.5	<1.0	<0.30	<0.30	<0.50	<0.27	<0.27	<0.27	<0.27	<0.27	<0.27	<0.27	<0.27
1,1,2-Trichloroethane (ug/L)	5 / 0.5	<1.0	<1.0	<0.30	<0.30	<0.18	<0.18	<0.18	<0.18	<0.18	<0.18	<0.18	<0.18
Trichloroethene (ug/L)	5 / 0.5	3.0	4.9	0.97	1.3	J ^(0.17)	J ^(0.18)	<0.14	1.3	0.56	0.74	0.40	0.59
1,1-Dichloroethane (ug/L)	850 / 85	<1.0	<0.50	<0.50	<0.30	<0.26	<0.26	<0.26	<0.26	<0.26	<0.26	<0.26	<0.26
cis 1,2-Dichloroethene (ug/L)	70 / 7	<1.0	<0.20	<0.20	<0.30	<0.12	<0.12	<0.12	<0.12	<0.12	<0.12	<0.12	<0.12
Trichlorofluoromethane (ug/L)	3490 / 698	<2.0	<1.0	<1.0	J ^(0.82)	<0.51	<0.51	<0.51	<0.51	<0.51	<0.51	<0.51	<0.51
Chloroethane (ug/L)	400 / 80	<2.0	<1.0	<1.0	<1.0	<0.24	<0.24	<0.24	<0.24	<0.24	<0.24	<0.24	<0.24
Vinyl Chloride (ug/L)	0.2 / 0.02	<2.0	<1.0	<1.0	<1.0	<0.11	<0.11	<0.11	<0.11	<0.11	<0.11	<0.11	<0.11
Methylene Chloride (ug/L)	30 / 3	<2.0	<2.0	<2.0	BJ ^(0.50)	<0.45	<0.45	<0.45	<0.45	<0.45	<0.45	<0.45	<0.45
Chloroform (ug/L)	6 / 0.6	<1.0	<0.20	<0.20	<0.30	<0.18	<0.18	<0.18	<0.18	<0.18	<0.18	<0.18	<0.18
Benzene (ug/L)	5 / 0.5	<1.0	<0.30	<0.30	<0.30	<0.15	<0.15	<0.15	<0.15	<0.15	<0.15	<0.15	<0.15

	ES / PAL	586 Co. Rd. A (cont.)		
		Feb-05	Jul-06	May-09
Dichlorodifluoromethane (ug/L)	1000 / 200	2.4	<0.29	<1.0
Tetrachloroethene (ug/L)	5 / 0.5	<0.40	<0.29	<1.0
trans 1,2-Dichloroethene (ug/L)	100 / 20	<0.60	<0.40	<1.0
1,1,1-Trichloroethane (ug/L)	200 / 40	<0.60	J ^(0.54)	<1.0
1,1-Dichloroethene (ug/L)	7 / 0.7	<0.50	<0.30	<1.0
1,2-Dichloroethane (ug/L)	5 / 0.5	<0.50	<0.50	<1.0
1,1,2-Trichloroethane (ug/L)	5 / 0.5	<0.40	<0.50	<1.0
Trichloroethene (ug/L)	5 / 0.5	1.0	1.2	J ^(0.88)
1,1-Dichloroethane (ug/L)	850 / 85	<0.50	<0.40	<1.0
cis 1,2-Dichloroethene (ug/L)	70 / 7	<0.60	<0.40	<1.0
Trichlorofluoromethane (ug/L)	3490 / 698	<0.50	<0.70	<1.0
Chloroethane (ug/L)	400 / 80	<0.70	<0.60	<1.0
Vinyl Chloride (ug/L)	0.2 / 0.02	<0.12	<0.15	<0.40
Methylene Chloride (ug/L)	30 / 3	<0.40	<1.0	<4.0
Chloroform (ug/L)	6 / 0.6	<0.50	<0.50	<1.0
Benzene (ug/L)	5 / 0.5	<0.40	<0.40	<1.0

J- Result is less than the LOQ but greater than the LOD.

B- Parameter was detected in the method blank.

LOD- Limit of Detection

²- May be associated with chlorination of well.

LOQ-Limit of Quantification

^D-Quantification was performed on a dilution of the sample.

ug/L- Micrograms per Liter (parts per billion).

- Indicates Detection.

*- Inorganic water quality data available.

ND- No Detect.

P/NP- Present/Not Present

NA- Not Analyzed

- Analytical data obtained from the WDNR Special Well Construction Area Data Base, Town of Hudson, Wisconsin.

TABLE 1 (cont.)

ES / PAL	587 Co. Rd. A													
	Apr-86	Jun-86	Mar-87	Dec-87	Mar-88	May-88	Dec-88	Mar-89	Jun-89	Jan-91	Oct-91	Jun-92		
Dichlorodifluoromethane (ug/L)	1000 / 200	<1.0	<1.0	P/NP	P/NP	P/NP	P/NP	P/NP	P/NP	P/NP	P/NP	P/NP	<2.0	<5.0
Tetrachloroethene (ug/L)	5 / 0.5	<1.0	<1.0	<1.0	BDL	<1.0	2.0	1.0	<1.0	<1.0	<1.0	<1.0	<1.0	<1.0
trans 1,2-Dichloroethene (ug/L)	100 / 20	1.0	<1.0	<1.0	<1.0	<1.0	<1.0	<1.0	<1.0	<1.0	1.0	<1.0	<1.0	<0.60
1,1,1-Trichloroethane (ug/L)	200 / 40	73	61	69	37	36	36	30	42	39	9.0	20	17	
1,1-Dichloroethene (ug/L)	7 / 0.7	6.0	<1.0	3.0	1.0	1.0	<1.0	4.0	2.0	2.0	1.0	<1.0	<1.0	2.2
1,2-Dichloroethane (ug/L)	5 / 0.5	<1.0	<1.0	<1.0	<1.0	<1.0	<1.0	<1.0	<1.0	<1.0	<1.0	<1.0	<1.0	<0.30
1,1,2-Trichloroethane (ug/L)	5 / 0.5	<1.0	<1.0	<1.0	<1.0	<1.0	<1.0	<1.0	<1.0	<1.0	<1.0	<1.0	<1.0	<1.0
Trichloroethene (ug/L)	5 / 0.5	42	31	5.0	27	24	13	27	57	22	13	13	16	
1,1-Dichloroethane (ug/L)	850 / 85	2.0	<1.0	<1.0	<1.0	1.0	<1.0	3.0	4.0	2.0	1.0	<1.0	<1.0	<0.50
cis 1,2-Dichloroethene (ug/L)	70 / 7	NA	NA	<1.0	NA	NA	NA	NA	NA	NA	NA	NA	NA	<0.20
Trichlorofluoromethane (ug/L)	3490 / 698	<1.0	<1.0	<1.0	P/NP	P/NP	<1.0	<1.0	<1.0	<1.0	<1.0	<1.0	<2.0	<1.0
Chloroethane (ug/L)	400 / 80	<1.0	NA	P/NP	P/NP	P/NP	P/NP	P/NP	P/NP	P/NP	P/NP	P/NP	<2.0	<1.0
Vinyl Chloride (ug/L)	0.2 / 0.02	<1.0	<1.0	P/NP	P/NP	P/NP	P/NP	P/NP	P/NP	P/NP	P/NP	P/NP	<2.0	<1.0
Methylene Chloride (ug/L)	30 / 3	<2.0	<2.0	<2.0	<2.0	<2.0	<2.0	<2.0	<2.0	<2.0	<2.0	<2.0	<2.0	<2.0
Chloroform (ug/L)	6 / 0.6	<1.0	<1.0	<1.0	<1.0	<1.0	<1.0	<1.0	<1.0	<1.0	<1.0	<1.0	<1.0	<0.20
Benzene (ug/L)	5 / 0.5	<1.0	<1.0	<1.0	NA	<1.0	<1.0	<1.0	<1.0	<1.0	<1.0	<1.0	<1.0	<0.30

ES / PAL	587 Co. Rd. A (cont.)													
	Jun-93	Jun-94	Mar-95	Apr-95	Jun-95	Dec-95	Dec-96	Dec-98	May-00	Mar-02	Jan-03	Apr-04		
Dichlorodifluoromethane (ug/L)	1000 / 200	<5.0	<5.0	<5.0	<5.0	<5.0	<2.0	<0.14	<0.14	<0.14	<0.14	<0.14	<0.14	<0.40
Tetrachloroethene (ug/L)	5 / 0.5	<0.40	<0.40	<0.40	<0.40	<0.40	0.70	<0.13	<0.13	<0.13	<0.13	<0.13	<0.13	<0.40
trans 1,2-Dichloroethene (ug/L)	100 / 20	<0.60	<0.60	<0.60	<0.60	<0.60	<0.30	<0.11	<0.11	<0.11	<0.11	<0.11	<0.11	<0.50
1,1,1-Trichloroethane (ug/L)	200 / 40	16	12	32	32	10	5.1	4.5	2.8	1.4	1.1	<0.19	0.78	
1,1-Dichloroethene (ug/L)	7 / 0.7	12	0.36	4.3	4.3	<0.20	1.1	0.68	<0.10	0.22	J ^(0.18)	<0.10	<0.30	
1,2-Dichloroethane (ug/L)	5 / 0.5	<0.30	<0.30	<0.30	<0.30	<0.30	<0.50	<0.27	<0.27	<0.27	<0.27	<0.27	<0.27	<0.40
1,1,2-Trichloroethane (ug/L)	5 / 0.5	<0.30	<0.30	<0.30	<0.30	<0.30	<0.30	<0.18	<0.18	<0.18	<0.18	<0.18	<0.18	<0.40
Trichloroethene (ug/L)	5 / 0.5	11	12	52	52	9.7	6.4	6.7	5.3	2.7	2.4	0.91	1.5	
1,1-Dichloroethane (ug/L)	850 / 85	1.4	<0.50	7.3	7.3	1.7	1.1	<0.26	<0.26	<0.26	<0.26	<0.26	<0.26	<0.50
cis 1,2-Dichloroethene (ug/L)	70 / 7	0.46	<0.20	2.8	2.8	<0.20	0.69	<0.12	<0.12	<0.12	<0.12	<0.12	<0.12	<0.25
Trichlorofluoromethane (ug/L)	3490 / 698	<1.0	<1.0	<1.0	<1.0	<1.0	<1.0	<0.51	<0.51	<0.51	<0.51	<0.51	<0.51	<0.50
Chloroethane (ug/L)	400 / 80	<1.0	<1.0	<1.0	<1.0	<1.0	<1.0	<0.24	<0.24	<0.24	<0.24	<0.24	<0.24	<0.50
Vinyl Chloride (ug/L)	0.2 / 0.02	<1.0	<1.0	<1.0	<1.0	<1.0	<0.30	<0.11	<0.11	<0.11	<0.11	<0.11	<0.11	<0.12
Methylene Chloride (ug/L)	30 / 3	<2.0	<2.0	<2.0	<2.0	<2.0	<2.0	<0.45	<0.45	<0.45	<0.45	<0.45	<0.45	<0.50
Chloroform (ug/L)	6 / 0.6	<0.20	<0.20	<0.20	<0.20	<0.20	<0.30	<0.18	<0.18	<0.18	<0.18	<0.18	<0.18	<0.25
Benzene (ug/L)	5 / 0.5	<0.30	<0.30	<0.30	<0.30	<0.30	<0.30	<0.15	<0.15	<0.15	<0.15	<0.15	<0.15	<0.40

J- Result is less than the LOQ but greater than the LOD.

B- Parameter was detected in the method blank.

LOD- Limit of Detection

²- May be associated with chlorination of well.

LOQ-Limit of Quantification

^D-Quantification was performed on a dilution of the sample.

ug/L- Micrograms per Liter (parts per billion).

- Indicates Detection.

*- Inorganic water quality data available.

ND- No Detect.

P/NP- Present/Not Present

NA- Not Analyzed

- Analytical data obtained from the WDNR Special Well Construction Area Data Base, Town of Hudson, Wisconsin.

TABLE 1 (cont.)

ES / PAL	587 Co. Rd. A (cont.)												
	Sep-04	Oct-04	Nov-04	Dec-04	Jan-05	Feb-05	Feb-05	Jun-05	Sep-05	Apr-06	Jun-06	Sep-06	
Dichlorodifluoromethane (ug/L)	1000 / 200	<0.40	<0.40	8.5	<0.40	<0.40	<0.40	<0.60	<0.60	<0.60	<0.29	<0.29	
Tetrachloroethene (ug/L)	5 / 0.5	<0.40	<0.40	<0.40	<0.40	<0.40	<0.40	<0.40	<0.40	<0.40	<0.29	<0.29	
trans 1,2-Dichloroethene (ug/L)	100 / 20	<0.50	<0.50	<0.50	<0.50	<0.50	<0.50	<0.60	<0.60	<0.60	<0.40	<0.40	
1,1,1-Trichloroethane (ug/L)	200 / 40	0.64	0.75	0.72	1.1	J ^(0.91)	J ^(1.2)	J ^(1.1)	1.2	J ^(1.9)	2.8	2.3	2.6
1,1-Dichloroethene (ug/L)	7 / 0.7	<0.30	<0.30	<0.30	<0.30	<0.30	<0.30	<0.50	<0.50	<0.50	<0.30	<0.30	
1,2-Dichloroethane (ug/L)	5 / 0.5	<0.40	<0.40	<0.40	<0.40	<0.40	<0.40	<0.50	<0.50	<0.50	<0.50	<0.50	
1,1,2-Trichloroethane (ug/L)	5 / 0.5	<0.40	<0.40	<0.40	<0.40	<0.40	<0.40	<0.40	<0.40	<0.40	<0.40	<0.50	<0.50
Trichloroethene (ug/L)	5 / 0.5	1.5	1.4	1.4	1.9	1.6	2.0	1.6	1.8	2.4	2.7	2.8	3.4
1,1-Dichloroethane (ug/L)	850 / 85	<0.50	<0.50	<0.50	<0.50	<0.50	<0.50	<0.50	<0.50	<0.50	<0.40	<0.40	
cis 1,2-Dichloroethene (ug/L)	70 / 7	<0.25	<0.25	<0.25	<0.25	<0.25	<0.25	<0.60	<0.60	<0.60	<0.60	<0.40	<0.40
Trichlorofluoromethane (ug/L)	3490 / 698	<0.50	<0.50	<0.50	<0.50	<0.50	<0.50	<0.50	<0.50	<0.50	<0.50	<0.70	<0.70
Chloroethane (ug/L)	400 / 80	<0.50	<0.50	<0.50	<0.50	<0.50	<0.50	<0.70	<0.70	<0.70	<0.70	<0.60	<0.60
Vinyl Chloride (ug/L)	0.2 / 0.02	<0.12	<0.12	<0.12	<0.12	<0.12	<0.12	<0.12	<0.12	<0.12	<0.12	<0.15	<0.15
Methylene Chloride (ug/L)	30 / 3	<0.50	<0.50	<0.50	<0.50	<0.50	<0.50	1.6	<0.40	<0.40	<0.40	<1.0	<1.0
Chloroform (ug/L)	6 / 0.6	<0.25	<0.25	<0.25	<0.25	<0.25	<0.25	<0.50	<0.50	<0.50	<0.50	<0.50	<0.50
Benzene (ug/L)	5 / 0.5	<0.40	<0.40	<0.40	<0.40	<0.40	<0.40	<0.40	<0.40	<0.40	<0.40	<0.40	<0.40

ES / PAL	587 Co. Rd. A (cont.)						
	Dec-06	Jun-07	Jul-08	Apr-09	Jun-10	Dec-17	
Dichlorodifluoromethane (ug/L)	1000 / 200	<0.29	<0.40	<0.40	<1.0	<0.30	<0.31
Tetrachloroethene (ug/L)	5 / 0.5	<0.29	<0.40	<0.40	<1.0	<0.15	<0.16
trans 1,2-Dichloroethene (ug/L)	100 / 20	<0.40	<0.50	<0.50	<1.0	<0.11	<0.21
1,1,1-Trichloroethane (ug/L)	200 / 40	2.7	J ^(1.8)	J ^(0.91)	<1.0	J ^(0.63)	J ^(0.39)
1,1-Dichloroethene (ug/L)	7 / 0.7	J ^(0.35)	<0.40	<0.40	<1.0	<0.20	<0.18
1,2-Dichloroethane (ug/L)	5 / 0.5	<0.50	<0.30	<0.30	<1.0	<0.080	<0.32
1,1,2-Trichloroethane (ug/L)	5 / 0.5	<0.50	<0.50	<0.50	<1.0	<0.11	<0.22
Trichloroethene (ug/L)	5 / 0.5	2.9	2.3	1.5	1.5	1.2	1.1
1,1-Dichloroethane (ug/L)	850 / 85	<0.40	<0.40	<0.40	<1.0	<0.080	<0.14
cis 1,2-Dichloroethene (ug/L)	70 / 7	<0.40	<0.40	<0.40	<1.0	<0.23	<0.20
Trichlorofluoromethane (ug/L)	3490 / 698	<0.70	<0.40	<0.40	<1.0	<0.14	<0.13
Chloroethane (ug/L)	400 / 80	<0.60	<0.40	<0.40	<1.0	<0.32	<0.44
Vinyl Chloride (ug/L)	0.2 / 0.02	<0.15	<0.15	<0.15	<0.40	<0.11	<0.0096
Methylene Chloride (ug/L)	30 / 3	<1.0	<0.50	<0.50	<4.0	<2.0	<1.2
Chloroform (ug/L)	6 / 0.6	<0.50	<0.22	<0.22	<1.0	<0.090	<0.46
Benzene (ug/L)	5 / 0.5	<0.40	<0.16	<0.16	ND	<0.080	<0.34

J- Result is less than the LOQ but greater than the LOD.

B- Parameter was detected in the method blank.

LOD- Limit of Detection

²- May be associated with chlorination of well.

LOQ-Limit of Quantification

^D-Quantification was performed on a dilution of the sample.

ug/L- Micrograms per Liter (parts per billion).

- Indicates Detection.

*- Inorganic water quality data available.

ND- No Detect.

P/NP- Present/Not Present

NA- Not Analyzed

- Analytical data obtained from the WDNR Special Well Construction Area Data Base, Town of Hudson, Wisconsin.

TABLE 1 (cont.)

ES / PAL	596 Co. Rd. A												
	Oct-91	Jun-92	Jun-93	Jun-94	Dec-94	Apr-95	Jun-95	Dec-95	Dec-96	Feb-97	Dec-97	Jan-00	
Dichlorodifluoromethane (ug/L)	1000 / 200	<2.0	<5.0	<5.0	<5.0	<5.0	<5.0	<5.0	<2.0	<0.14	<0.14	J ^(0.65)	<0.14
Tetrachloroethene (ug/L)	5 / 0.5	<1.0	<1.0	<0.40	<0.40	<0.40	<0.40	0.66	0.66	<0.13	<0.13	<0.13	<0.13
trans 1,2-Dichloroethene (ug/L)	100 / 20	<1.0	<0.60	<0.60	<0.60	<0.60	<0.60	<0.60	<0.30	<0.11	<0.11	<0.11	<0.11
1,1,1-Trichloroethane (ug/L)	200 / 40	2.0	<0.20	0.27	<0.20	<0.20	<0.20	<0.70	<0.20	<0.19	<0.19	<0.19	<0.19
1,1-Dichloroethene (ug/L)	7 / 0.7	<1.0	<0.20	<0.20	<0.20	<0.20	<0.20	B ^(1.6)	<0.20	<0.10	<0.10	<0.10	<0.10
1,2-Dichloroethane (ug/L)	5 / 0.5	<1.0	<0.30	<0.30	<0.30	<0.30	<0.30	<0.30	<0.50	<0.27	<0.27	<0.27	<0.27
1,1,2-Trichloroethane (ug/L)	5 / 0.5	<1.0	<1.0	<0.30	<0.30	<0.30	<0.30	<0.30	<0.30	<0.18	<0.18	<0.18	<0.18
Trichloroethene (ug/L)	5 / 0.5	2.0	1.5	1.2	0.46	0.45	0.45	<0.40	1.3	0.78	0.71	0.95	0.77
1,1-Dichloroethane (ug/L)	850 / 85	<1.0	<0.50	<0.50	<0.50	<0.50	<0.50	<0.50	<0.30	<0.26	<0.26	<0.26	<0.26
cis 1,2-Dichloroethene (ug/L)	70 / 7	<1.0	<0.20	<0.20	<0.20	<0.20	<0.20	<0.20	<0.30	<0.12	<0.12	<0.12	<0.12
Trichlorofluoromethane (ug/L)	3490 / 698	<2.0	<1.0	1.5	<1.0	<1.0	<1.0	<1.0	J ^(0.92)	<0.51	<0.51	<0.51	<0.51
Chloroethane (ug/L)	400 / 80	<2.0	<1.0	<1.0	<1.0	<1.0	<1.0	<1.0	J ^(0.95)	<0.24	<0.24	<0.24	<0.24
Vinyl Chloride (ug/L)	0.2 / 0.02	<2.0	<1.0	<1.0	<1.0	<1.0	<1.0	<1.0	<1.0	<0.11	<0.11	<0.11	<0.11
Chloromethane (ug/L)	30 / 3	<2.0	<2.0	<2.0	<2.0	<2.0	<2.0	<2.0	<2.0	<0.090	<0.090	J ^(0.11)	<0.090
Methylene Chloride (ug/L)	5 / 0.5	<5.0	<5.0	<5.0	<5.0	<5.0	<5.0	<5.0	<5.0	<0.45	<0.45	<0.45	<0.45
Chloroform (ug/L)	6 / 0.6	<1.0	<0.20	<0.20	<0.20	<0.20	<0.20	<0.20	<0.30	<0.18	<0.18	<0.18	<0.18
Benzene (ug/L)	5 / 0.5	<1.0	<0.30	<0.30	<0.30	<0.30	<0.30	<0.30	<0.30	<0.15	<0.15	<0.15	<0.15

ES / PAL	596 Co. Rd. A (cont.)												
	Sep-00	Mar-02	Jan-03	Mar-04	Sep-04	Oct-04	Nov-04	Dec-04	Jan-05	Feb-05	Feb-05	Mar-05	
Dichlorodifluoromethane (ug/L)	1000 / 200	<0.14	J ^(0.27)	<0.14	<0.93	<0.40	<0.40	7.6	5.4	J ^(0.51)	<0.40	<0.40	<0.60
Tetrachloroethene (ug/L)	5 / 0.5	<0.13	<0.13	<0.13	<0.18	<0.40	<0.40	<0.40	<0.40	<0.40	<0.40	<0.40	<0.40
trans 1,2-Dichloroethene (ug/L)	100 / 20	<0.11	<0.11	<0.11	<0.11	<0.50	<0.50	<0.50	<0.50	<0.50	<0.50	<0.50	<0.60
1,1,1-Trichloroethane (ug/L)	200 / 40	<0.19	<0.19	<0.19	<0.086	<0.50	<0.50	<0.50	<0.50	<0.50	<0.50	<0.50	<0.60
1,1-Dichloroethene (ug/L)	7 / 0.7	<0.10	<0.10	<0.10	<0.14	<0.30	<0.30	<0.30	<0.30	<0.30	<0.30	<0.30	<0.50
1,2-Dichloroethane (ug/L)	5 / 0.5	<0.27	<0.27	<0.27	<0.053	<0.40	<0.40	<0.40	<0.40	<0.40	<0.40	<0.40	<0.50
1,1,2-Trichloroethane (ug/L)	5 / 0.5	<0.18	<0.18	<0.18	<0.12	<0.40	<0.40	<0.40	<0.40	<0.40	<0.40	<0.40	<0.40
Trichloroethene (ug/L)	5 / 0.5	J ^(0.22)	0.94	<0.14	J ^(0.65)	0.90	0.77	0.75	0.91	1.1	1.0	1.1	0.87
1,1-Dichloroethane (ug/L)	850 / 85	<0.26	<0.26	<0.26	<0.063	<0.50	<0.50	<0.50	<0.50	<0.50	<0.50	<0.50	<0.50
cis 1,2-Dichloroethene (ug/L)	70 / 7	<0.12	<0.12	<0.12	<0.039	<0.25	<0.25	<0.25	<0.25	<0.25	<0.25	<0.25	<0.60
Trichlorofluoromethane (ug/L)	3490 / 698	<0.51	J ^(0.59)	<0.51	<0.11	<0.50	<0.50	<0.50	<0.50	<0.50	<0.50	<0.50	<0.50
Chloroethane (ug/L)	400 / 80	<0.24	<0.24	<0.24	<0.11	<0.50	<0.50	<0.50	<0.50	<0.50	<0.50	<0.50	<0.70
Vinyl Chloride (ug/L)	0.2 / 0.02	<0.11	<0.11	<0.11	<0.13	<0.12	<0.12	<0.12	<0.12	<0.12	<0.12	<0.12	<0.12
Chloromethane (ug/L)	30 / 3	<0.090	<0.090	<0.090	<0.15	<0.30	<0.30	<0.30	<0.30	<0.30	<0.30	<0.30	<0.24
Methylene Chloride (ug/L)	5 / 0.5	<0.45	<0.45	<0.45	<1.3	<0.50	<0.50	<0.50	<0.50	<0.50	<0.50	<0.50	<0.40
Chloroform (ug/L)	6 / 0.6	<0.18	<0.18	<0.18	<0.54	<0.25	<0.25	<0.25	<0.25	<0.25	<0.25	<0.25	<0.50
Benzene (ug/L)	5 / 0.5	<0.15	<0.15	<0.15	<0.61	<0.40	<0.40	<0.40	<0.40	<0.40	<0.40	<0.40	<0.40

J- Result is less than the LOQ but greater than the LOD.

B- Parameter was detected in the method blank.

LOD- Limit of Detection

2- May be associated with chlorination of well.

LOQ-Limit of Quantification

^D-Quantification was performed on a dilution of the sample.

ug/L- Micrograms per Liter (parts per billion).

- Indicates Detection.

*- Inorganic water quality data available.

ND- No Detect.

P/NP- Present/Not Present

NA- Not Analyzed

- Analytical data obtained from the WDNR Special Well Construction Area Data Base, Town of Hudson, Wisconsin.

TABLE 1 (cont.)

ES / PAL	596 Co. Rd. A (cont.)												
	Jun-05	Sep-05	Feb-06	Jun-06	Sep-06	Dec-06	Mar-07	Feb-08	Apr-09	May-09	Mar-11	May-12	
Dichlorodifluoromethane (ug/L)	1000 / 200	<0.60	<0.60	<0.60	<0.29	<0.29	J ^(0.31)	<0.29	<0.40	<1.0	<0.50	<0.30	<0.20
Tetrachloroethene (ug/L)	5 / 0.5	<0.40	<0.40	<0.40	<0.29	<0.29	<0.29	<0.29	<0.40	<1.0	<0.50	<0.15	<0.13
trans 1,2-Dichloroethene (ug/L)	100 / 20	<0.60	<0.60	<0.60	<0.40	<0.40	<0.40	<0.40	<0.50	<1.0	<0.50	<0.11	<0.14
1,1,1-Trichloroethane (ug/L)	200 / 40	<0.60	<0.60	<0.60	<0.50	<0.50	<0.50	<0.50	<0.60	<1.0	<0.50	<0.090	<0.19
1,1-Dichloroethene (ug/L)	7 / 0.7	<0.50	<0.50	<0.50	<0.30	<0.30	<0.30	<0.30	<0.40	<1.0	<0.50	<0.20	<0.19
1,2-Dichloroethane (ug/L)	5 / 0.5	<0.50	<0.50	<0.50	<0.50	<0.50	<0.50	<0.50	<0.30	<1.0	<0.50	<0.080	<0.37
1,1,2-Trichloroethane (ug/L)	5 / 0.5	<0.40	<0.40	<0.40	<0.50	<0.50	<0.50	<0.50	<0.50	<1.0	<0.50	<0.11	<0.015
Trichloroethene (ug/L)	5 / 0.5	0.99	0.92	<0.15	0.77	0.86	0.80	0.71	0.82	J ^(0.85)	J ^(0.69)	J ^(0.69)	J ^(0.80)
1,1-Dichloroethane (ug/L)	850 / 85	<0.50	<0.50	<0.50	<0.40	<0.40	<0.40	<0.40	<0.40	<1.0	<0.50	<0.080	<0.11
cis 1,2-Dichloroethene (ug/L)	70 / 7	<0.60	<0.60	<0.60	<0.40	<0.40	<0.40	<0.40	<0.40	<1.0	<0.50	<0.23	<0.085
Trichlorofluoromethane (ug/L)	3490 / 698	<0.50	<0.50	<0.50	<0.70	<0.70	<0.70	<0.70	<0.40	<1.0	<0.50	J ^(0.23)	<0.13
Chloroethane (ug/L)	400 / 80	<0.70	<0.70	<0.70	<0.60	<0.60	<0.60	<0.60	<0.40	<1.0	<0.50	<0.32	<0.22
Vinyl Chloride (ug/L)	0.2 / 0.02	<0.12	<0.12	<0.12	<0.15	<0.15	<0.15	<0.15	<0.15	<0.40	<0.20	<0.11	<0.16
Chloromethane (ug/L)	30 / 3	<0.24	<0.24	<0.24	<0.30	<0.30	<0.30	<0.30	<0.30	<1.0	<2.0	<0.36	<0.41
Methylene Chloride (ug/L)	5 / 0.5	<0.40	<0.40	<0.40	<1.0	<1.0	<1.0	<1.0	<0.50	<4.0	<2.0	<2.0	<2.0
Chloroform (ug/L)	6 / 0.6	<0.50	<0.50	<0.50	<0.50	<0.50	<0.50	<0.50	<0.22	<1.0	<0.50	<0.090	<0.10
Benzene (ug/L)	5 / 0.5	<0.40	<0.40	<0.40	<0.40	<0.40	<0.40	<0.40	<0.16	<1.0	<0.50	<0.080	<0.053

ES / PAL	948/950 Co. Rd. A										
	Jan-99	Mar-00	Jun-01	Jun-02	Jun-03	Jul-04	May-05	Jul-06	Aug-07	Jun-08	
Dichlorodifluoromethane (ug/L)	1000 / 200	<0.14	<0.14	<0.14	<0.14	<0.14	<0.063	<0.60	<0.29	<0.40	<0.40
Tetrachloroethene (ug/L)	5 / 0.5	<0.13	<0.13	<0.13	<0.13	<0.13	<0.075	<0.40	<0.29	<0.40	<0.40
trans-1,2-Dichloroethene (ug/L)	100 / 20	<0.11	<0.11	<0.11	<0.11	<0.11	<0.059	<0.60	<0.40	<0.50	<0.50
1,1,1-Trichloroethane (ug/L)	200 / 40	<0.19	<0.19	<0.19	<0.19	<0.19	<0.065	<0.60	<0.50	<0.60	<0.60
1,1-Dichloroethene (ug/L)	7 / 0.7	<0.10	<0.10	<0.10	<0.10	<0.10	<0.061	<0.50	<0.30	<0.40	<0.40
1,2-Dichloroethane (ug/L)	5 / 0.5	<0.27	<0.27	<0.27	<0.27	<0.27	<0.054	<0.50	<0.50	<0.30	<0.30
1,1,2-Trichloroethane (ug/L)	5 / 0.5	<0.18	<0.18	<0.18	<0.18	<0.18	<0.052	<0.40	<0.50	<0.50	<0.50
Trichloroethene (ug/L)	5 / 0.5	<0.14	<0.14	<0.14	<0.14	<0.14	<0.074	<0.15	<0.15	<0.15	<0.15
1,1-Dichloroethane (ug/L)	850 / 85	<0.26	<0.26	<0.26	<0.26	<0.26	<0.057	<0.50	<0.40	<0.40	<0.40
cis-1,2-Dichloroethene (ug/L)	70 / 7	<0.12	<0.12	<0.12	<0.12	<0.12	<0.055	<0.60	<0.40	<0.40	<0.40
Trichlorofluoromethane (ug/L)	3490 / 698	<0.51	<0.51	<0.51	<0.51	<0.51	<0.060	<0.50	<0.70	<0.40	<0.40
Chloroethane (ug/L)	400 / 80	<0.24	<0.24	<0.24	<0.24	<0.24	<0.074	<0.70	<0.60	<0.40	<0.40
Vinyl chloride (ug/L)	0.2 / 0.02	<0.11	<0.11	<0.11	<0.11	<0.11	<0.065	<0.70	<0.15	<0.15	<0.15
Chloromethane (ug/L)	30 / 3	<0.090	<0.090	<0.090	<0.090	<0.090	<0.074	<0.24	<0.30	<0.30	<0.30
Methylene chloride (ug/L)	5 / 0.5	<0.45	<0.45	<0.45	<0.45	<0.45	<0.44	<0.40	<1.0	<0.50	<0.50
p/m Xylene (ug/L)	Tot. Xylenes	<0.31	<0.31	<0.31	<0.31	<0.31	<0.13	<1.0	<0.90	<0.50	<0.50
o-Xylene (ug/L)	2000 / 400	<0.35	<0.35	<0.35	<0.35	<0.35	<0.062	<0.40	<0.60	<0.50	<0.50
Toluene (ug/L)	800 / 160	<0.16	<0.16	<0.16	<0.16	<0.16	<0.069	<0.40	<0.40	<0.20	<0.20

B- Parameter was detected in the method blank.

LOD- Limit of Detection

2- May be associated with chlorination of well.

^D -Quantification was performed on a dilution of the sample.

ug/L- Micrograms per Liter (parts per billion).

- Indicates Detection.

ND- No Detect.

P/NP- Present/Not Present

NA- Not Analyzed

- Analytical data obtained from the WDNR Special Well Construction Area Data Base, Town of Hudson, Wisconsin.

TABLE 1 (cont.)

	ES / PAL	874 Co. Rd. U						
		Mar-90	Dec-91	Mar-00	Jun-01	Jul-03	May-05	Jun-07
Dichlorodifluoromethane (ug/L)	1000 / 200			<0.14	<0.14	<0.14	<0.60	<0.40
Tetrachloroethene (ug/L)	5 / 0.5	<1.0	ND	<0.13	<0.13	<0.13	<0.40	<0.40
trans-1,2-Dichloroethene (ug/L)	100 / 20	<1.0		<0.11	<0.11	<0.11	<0.60	<0.50
1,1,1-Trichloroethane (ug/L)	200 / 40	<1.0	ND	<0.19	<0.19	<0.19	<0.40	<0.60
1,1-Dichloroethene (ug/L)	7 / 0.7	<1.0	ND	<0.10	<0.10	<0.10	<0.50	<0.40
1,2-Dichloroethane (ug/L)	5 / 0.5	<1.0		<0.27	<0.27	<0.27	<0.50	<0.30
1,1,2-Trichloroethane (ug/L)	5 / 0.5	<2.0		<0.18	<0.18	<0.18	<0.40	<0.50
Trichloroethene (ug/L)	5 / 0.5	<1.0	ND	<0.14	<0.14	<0.14	<0.15	<0.15
1,1-Dichloroethane (ug/L)	850 / 85	<1.0	ND	<0.26	<0.26	<0.26	<0.50	<0.40
cis-1,2-Dichloroethene (ug/L)	70 / 7	<1.0		<0.12	<0.12	<0.12	<0.60	<0.40
Trichlorofluoromethane (ug/L)	3490 / 698	<1.0	ND	<0.51	<0.51	<0.51	<0.50	<0.40
Chloroethane (ug/L)	400 / 80	<2.0		<0.24	<0.24	<0.24	<0.70	<0.40
Vinyl chloride (ug/L)	0.2 / 0.02	<1.0		<0.11	<0.11	<0.11	<0.12	<0.15
Chloromethane (ug/L)	30 / 3			<0.090	<0.090	<0.090	<0.24	<0.30
Methylene chloride (ug/L)	5 / 0.5	<5.0		<0.45	<0.45	<0.45	<0.40	<0.50
p/m Xylene (ug/L)	Tot. Xylenes	<2.0		<0.31	<0.31	<0.31	<1.0	<0.50
o-Xylene (ug/L)	2000 / 400			<0.35	<0.35	<0.35	<0.40	<0.50
Toluene (ug/L)	800 / 160	<1.0		<0.16	<0.16	<0.16	<0.40	<0.20

	ES / PAL	876 Co. Rd. U						
		Oct-91	Jun-92	Dec-92	Mar-93	Jun-93	Sep-93	Dec-93
Dichlorodifluoromethane (ug/L)	1000 / 200	<2.0	<5.0	<5.0	<5.0	<5.0	<5.0	<5.0
Tetrachloroethene (ug/L)	5 / 0.5	<1.0	<1.0	<0.40	<0.40	<0.40	<0.40	<0.40
trans 1,2-Dichloroethene (ug/L)	100 / 20	<1.0	<0.60	<0.60	<0.60	<0.60	<0.60	<0.60
1,1,1-Trichloroethane (ug/L)	200 / 40	3.0	4.0	3.1	0.65	0.74	0.33	0.79
1,1-Dichloroethene (ug/L)	7 / 0.7	<1.0	<2.0	<0.20	<0.20	<0.20	<0.20	<0.20
1,2-Dichloroethane (ug/L)	5 / 0.5	<1.0	<0.30	<0.30	<0.30	0.26	<0.30	<0.30
1,1,2-Trichloroethane (ug/L)	5 / 0.5	<1.0	<1.0	<0.30	<0.30	<0.30	<0.30	<0.30
Trichloroethene (ug/L)	5 / 0.5	2.0	3.4	1.4	<0.40	<0.40	<0.40	<0.40
1,1-Dichloroethane (ug/L)	850 / 85	<1.0	<0.50	<0.50	<0.50	<0.50	<0.50	<0.50
cis 1,2-Dichloroethene (ug/L)	70 / 7	NA	<0.20	<0.20	<0.20	<0.20	<0.20	<0.20
Trichlorofluoromethane (ug/L)	3490 / 698	<2.0	<1.0	<1.0	<1.0	<1.0	<1.0	<1.0
Chloroethane (ug/L)	400 / 80	<2.0	<1.0	<1.0	<1.0	<1.0	<1.0	<1.0
Vinyl Chloride (ug/L)	0.2 / 0.02	<2.0	<1.0	<1.0	<1.0	<1.0	<1.0	<1.0
Chloromethane (ug/L)	30 / 3	<2.0	<2.0	<2.0	<2.0	<2.0	<2.0	<2.0
Chloroform (ug/L)	6 / 0.6	<1.0	<0.20	<0.20	<0.20	<0.20	<0.20	<0.20
Benzene (ug/L)	5 / 0.5	<1.0	<0.30	<0.30	<0.30	<0.30	<0.30	<0.30

J- Result is less than the LOQ but greater than the LOD.

B- Parameter was detected in the method blank.

LOD- Limit of Detection

²- May be associated with chlorination of well.

LOQ-Limit of Quantification

^D-Quantification was performed on a dilution of the sample.

ug/L- Micrograms per Liter (parts per billion).

- Indicates Detection.

*- Inorganic water quality data available.

ND- No Detect.

P/NP- Present/Not Present

NA- Not Analyzed

- Analytical data obtained from the WDNR Special Well Construction Area Data Base, Town of Hudson, Wisconsin.

TABLE 1 (cont.)

ES / PAL	876												
	Jun-94	Sep-94	Mar-95	Dec-95	Jun-96	Co. Rd. U (cont.)		Dec-97	Jun-98	Dec-98	Dec-99	Nov-00	
Dichlorodifluoromethane (ug/L)	1000 / 200	<5.0	<5.0	<5.0	<2.0	<0.14	<0.14	<0.14	<0.14	<0.14	<0.14	<0.14	<0.14
Tetrachloroethene (ug/L)	5 / 0.5	<0.40	<0.40	<0.40	<0.40	<0.13	<0.13	<0.13	<0.13	<0.13	<0.13	<0.13	<0.13
trans 1,2-Dichloroethene (ug/L)	100 / 20	<0.60	<0.60	<0.60	<0.30	<0.11	<0.11	<0.11	<0.11	<0.11	<0.11	<0.11	<0.11
1,1,1-Trichloroethane (ug/L)	200 / 40	<0.20	<0.20	0.56	<0.20	<0.19	<0.19	0.35	<0.19	<0.19	<0.19	<0.19	<0.19
1,1-Dichloroethene (ug/L)	7 / 0.7	<0.20	<0.20	<0.20	<0.20	<0.10	<0.10	<0.10	<0.10	<0.10	<0.10	<0.10	<0.10
1,2-Dichloroethane (ug/L)	5 / 0.5	<0.30	<0.30	<0.30	<0.50	<0.27	<0.27	<0.27	<0.27	<0.27	<0.27	<0.27	<0.27
1,1,2-Trichloroethane (ug/L)	5 / 0.5	<0.30	<0.30	<0.30	<0.30	<0.18	<0.18	<0.18	<0.18	<0.18	<0.18	<0.18	<0.18
Trichloroethene (ug/L)	5 / 0.5	<0.40	<0.40	<0.40	<0.30	<0.14	<0.14	J ^(0.18)	<0.14	<0.14	<0.14	<0.14	<0.14
1,1-Dichloroethane (ug/L)	850 / 85	<0.50	<0.50	<0.50	<0.30	<0.26	<0.26	<0.26	<0.26	<0.26	<0.26	<0.26	<0.26
cis 1,2-Dichloroethene (ug/L)	70 / 7	<0.20	<0.20	<0.20	<0.30	<0.12	<0.12	<0.12	<0.12	<0.12	<0.12	<0.12	<0.12
Trichlorofluoromethane (ug/L)	3490 / 698	<1.0	<1.0	<1.0	<1.0	<0.51	<0.51	<0.51	<0.51	<0.51	<0.51	<0.51	<0.51
Chloroethane (ug/L)	400 / 80	<1.0	<1.0	<1.0	<1.0	<0.24	<0.24	<0.24	<0.24	<0.24	<0.24	<0.24	<0.24
Vinyl Chloride (ug/L)	0.2 / 0.02	<1.0	<1.0	<1.0	<1.0	<0.11	<0.11	<0.11	<0.11	<0.11	<0.11	<0.11	<0.11
Chloromethane (ug/L)	30 / 3	<2.0	<2.0	5.3	<2.0	<0.090	<0.090	<0.090	<0.090	<0.090	<0.090	<0.090	<0.090
Chloroform (ug/L)	6 / 0.6	<0.20	<0.20	<0.20	<0.30	<0.18	<0.18	<0.18	<0.18	<0.18	<0.18	<0.18	<0.18
Benzene (ug/L)	5 / 0.5	<0.30	<0.30	<0.30	<0.30	<0.15	<0.15	<0.15	<0.15	<0.15	<0.15	<0.15	<0.15
o-Xylene (ug/L)	2000 / 400	<0.30	<0.30	<0.30	<0.40	<0.22	<0.22	<0.22	<0.22	<0.22	<0.22	<0.22	<0.35

ES / PAL	876												
	Jun-01	Jun-02	Jan-03	Jun-03	Dec-03	Co. Rd. U (cont.)		Jun-06	Jun-07	Nov-08	Dec-09	Jul-10	
Dichlorodifluoromethane (ug/L)	1000 / 200	<0.14	<0.14	<0.14	<0.14	<0.14	<0.60	<0.60	<0.29	J ^(0.81)	<0.40	<1.0	<0.30
Tetrachloroethene (ug/L)	5 / 0.5	<0.13	<0.13	<0.13	<0.13	<0.13	<0.40	<0.40	<0.29	<0.40	<0.40	<1.0	<0.15
trans 1,2-Dichloroethene (ug/L)	100 / 20	<0.11	<0.11	<0.11	<0.11	<0.11	<0.60	<0.60	<0.40	<0.50	<0.50	<1.0	<0.11
1,1,1-Trichloroethane (ug/L)	200 / 40	<0.19	<0.19	<0.19	<0.19	<0.19	<0.60	<0.60	<0.50	<0.60	<0.60	<1.0	<0.090
1,1-Dichloroethene (ug/L)	7 / 0.7	<0.10	<0.10	<0.10	<0.10	<0.10	<0.50	<0.50	<0.30	<0.40	<0.40	<1.0	<0.20
1,2-Dichloroethane (ug/L)	5 / 0.5	<0.27	<0.27	<0.27	<0.27	<0.27	<0.50	<0.50	<0.50	<0.30	<0.30	<1.0	<0.080
1,1,2-Trichloroethane (ug/L)	5 / 0.5	<0.18	<0.18	<0.18	<0.18	<0.18	<0.40	<0.40	<0.50	<0.50	<0.50	<1.0	<0.11
Trichloroethene (ug/L)	5 / 0.5	<0.14	<0.14	<0.14	<0.14	<0.14	<0.15	<0.15	<0.15	<0.15	<0.15	<0.25	<0.14
1,1-Dichloroethane (ug/L)	850 / 85	<0.26	<0.26	<0.26	<0.26	<0.26	<0.50	<0.50	<0.40	<0.40	<0.40	<1.0	<0.080
cis 1,2-Dichloroethene (ug/L)	70 / 7	<0.12	<0.12	<0.12	<0.12	<0.12	<0.60	<0.60	<0.40	<0.40	<0.40	<1.0	<0.23
Trichlorofluoromethane (ug/L)	3490 / 698	<0.51	<0.51	<0.51	<0.51	<0.51	<0.50	<0.50	<0.70	<0.40	<0.40	<1.0	<0.14
Chloroethane (ug/L)	400 / 80	<0.24	<0.24	<0.24	<0.24	<0.24	<0.70	<0.70	<0.60	<0.40	<0.40	<1.0	<0.32
Vinyl Chloride (ug/L)	0.2 / 0.02	<0.11	<0.11	<0.11	<0.11	<0.11	<0.12	<0.12	<0.15	<0.15	<0.15	<0.40	<0.11
Chloromethane (ug/L)	30 / 3	<0.090	<0.090	<0.090	<0.090	<0.090	<0.24	<0.24	<0.30	<0.30	1.6	<4.0	<0.36
Chloroform (ug/L)	6 / 0.6	<0.18	<0.18	<0.18	<0.18	<0.18	<0.50	<0.50	<0.50	<0.22	<0.22	<1.0	<0.090
Benzene (ug/L)	5 / 0.5	<0.15	<0.15	<0.15	<0.15	<0.15	<0.40	<0.40	<0.40	<0.16	<0.16	<1.0	<0.080
o-Xylene (ug/L)	2000 / 400	<0.35	<0.35	<0.35	<0.35	<0.35	<0.40	<0.40	<0.60	<0.50	<0.50	<1.0	<0.10

J- Result is less than the LOQ but greater than the LOD.

B- Parameter was detected in the method blank.

LOD- Limit of Detection

2- May be associated with chlorination of well.

LOQ-Limit of Quantification

D-Quantification was performed on a dilution of the sample.

ug/L- Micrograms per Liter (parts per billion).

- Indicates Detection.

*- Inorganic water quality data available.

ND- No Detect.

P/NP- Present/Not Present

NA- Not Analyzed

- Analytical data obtained from the WDNR Special Well Construction Area Data Base, Town of Hudson, Wisconsin.

TABLE 1 (cont.)

	ES / PAL	876 Co. Rd. U (cont.)	
		Jan-11	Jun-11
Dichlorodifluoromethane (ug/L)	1000 / 200	<0.29	<0.25
Tetrachloroethene (ug/L)	5 / 0.5	<0.15	<0.26
trans 1,2-Dichloroethene (ug/L)	100 / 20	<0.11	<0.21
1,1,1-Trichloroethane (ug/L)	200 / 40	<0.090	<0.26
1,1-Dichloroethene (ug/L)	7 / 0.7	<0.20	<0.47
1,2-Dichloroethane (ug/L)	5 / 0.5	<0.080	<0.23
1,1,2-Trichloroethane (ug/L)	5 / 0.5	<0.11	<0.38
Trichloroethene (ug/L)	5 / 0.5	<0.14	<0.20
1,1-Dichloroethane (ug/L)	850 / 85	<0.080	<0.23
cis 1,2-Dichloroethene (ug/L)	70 / 7	<0.23	<0.37
Trichlorofluoromethane (ug/L)	3490 / 698	<0.14	<0.30
Chloroethane (ug/L)	400 / 80	<0.32	<0.32
Vinyl Chloride (ug/L)	0.2 / 0.02	<0.11	<0.17
Chloromethane (ug/L)	30 / 3	<0.36	<0.36
Chloroform (ug/L)	6 / 0.6	<0.090	<0.34
Benzene (ug/L)	5 / 0.5	<0.080	<0.36
o-Xylene (ug/L)	2000 / 400	<0.10	<0.46

	ES / PAL	904 Daily Rd.									
		Mar-00	Nov-00	Jun-01	Jun-02	Jun-03	Jun-04	May-05	Jul-06	Jul-07	Jun-08
Dichlorodifluoromethane (ug/L)	1000 / 200	<0.14	<0.14	<0.14	<0.14	<0.14	<0.063	<0.60	<0.29	<0.40	<0.40
Tetrachloroethene (ug/L)	5 / 0.5	<0.13	<0.13	<0.13	<0.13	<0.13	<0.075	<0.40	<0.29	<0.40	<0.40
trans-1,2-Dichloroethene (ug/L)	100 / 20	<0.11	<0.11	<0.11	<0.11	<0.11	<0.059	<0.60	<0.40	<0.50	<0.50
1,1,1-Trichloroethane (ug/L)	200 / 40	<0.19	<0.19	<0.19	<0.19	<0.19	<0.065	<0.60	<0.50	<0.60	<0.60
1,1-Dichloroethene (ug/L)	7 / 0.7	<0.10	<0.10	<0.10	<0.10	<0.10	<0.061	<0.50	<0.30	<0.40	<0.40
1,2-Dichloroethane (ug/L)	5 / 0.5	<0.27	<0.27	<0.27	<0.27	<0.27	<0.054	<0.50	<0.50	<0.30	<0.30
1,1,2-Trichloroethane (ug/L)	5 / 0.5	<0.18	<0.18	<0.18	<0.18	<0.18	<0.052	<0.40	<0.50	<0.50	<0.50
Trichloroethene (ug/L)	5 / 0.5	<0.14	<0.14	<0.14	<0.14	<0.14	<0.074	<0.15	<0.15	<0.15	J ^(0.15)
1,1-Dichloroethane (ug/L)	850 / 85	<0.26	<0.26	<0.26	<0.26	<0.26	<0.057	<0.50	<0.40	<0.40	<0.40
cis-1,2-Dichloroethene (ug/L)	70 / 7	<0.12	<0.12	<0.12	<0.12	<0.12	<0.055	<0.60	<0.40	<0.40	<0.40
Trichlorofluoromethane (ug/L)	3490 / 698	<0.51	<0.51	<0.51	<0.51	<0.51	<0.060	<0.50	<0.70	<0.70	<0.40
Chloroethane (ug/L)	400 / 80	<0.24	<0.24	<0.24	<0.24	<0.24	<0.074	<0.70	<0.60	<0.40	<0.40
Vinyl chloride (ug/L)	0.2 / 0.02	<0.11	<0.11	<0.11	<0.11	<0.11	<0.065	<0.12	<0.15	<0.15	<0.15
Chloromethane (ug/L)	30 / 3	<0.090	<0.090	<0.090	<0.090	<0.090	<0.074	<0.24	<0.30	<0.30	<0.30
Methylene chloride (ug/L)	6 / 0.6	<0.45	<0.45	<0.45	<0.45	<0.45	<0.44	<0.40	<1.0	<0.50	<0.50
p/m Xylene (ug/L)	Total Xylenes	<0.31	<0.31	<0.31	<0.31	<0.31	<0.13	<1.0	<0.90	<0.50	<0.50
o-Xylene (ug/L)	620 / 124	<0.35	<0.35	<0.35	<0.35	<0.35	<0.062	<0.40	<0.60	<0.50	<0.50
Toluene (ug/L)	800 / 160	<0.16	<0.16	<0.16	<0.16	<0.16	<0.069	<0.40	<0.40	<0.20	<0.20

J- Result is less than the LOQ but greater than the LOD.

B- Parameter was detected in the method blank.

LOD- Limit of Detection

²- May be associated with chlorination of well.

LOQ-Limit of Quantification

^D-Quantification was performed on a dilution of the sample.

ug/L- Micrograms per Liter (parts per billion).

- Indicates Detection.

*- Inorganic water quality data available.

ND- No Detect.

P/NP- Present/Not Present

NA- Not Analyzed

- Analytical data obtained from the WDNR Special Well Construction Area Data Base, Town of Hudson, Wisconsin.

TABLE 1 (cont.)

	ES / PAL	905 Daily Rd.											
		Mar-92	Aug-98	Mar-00	Jun-01	Dec-01	Jun-02	Jan-03	Jul-03	Jan-04	Jun-04	Jan-05	May-05
Dichlorodifluoromethane (ug/L)	1000 / 200		<0.14	<0.14	<0.14	<0.14	<0.14	<0.14	<0.14	<0.14	<0.063	<0.40	<0.60
Tetrachloroethene (ug/L)	5 / 0.5	ND	<0.13	<0.13	<0.13	<0.13	<0.13	<0.13	<0.13	<0.13	<0.075	<0.40	<0.40
trans-1,2-Dichloroethene (ug/L)	100 / 20		<0.11	<0.11	<0.11	<0.11	<0.11	<0.11	<0.11	<0.11	<0.059	<0.50	<0.60
1,1,1-Trichloroethane (ug/L)	200 / 40	ND	<0.19	<0.19	<0.19	<0.19	<0.19	<0.19	<0.19	<0.19	<0.065	<0.50	<0.60
1,1-Dichloroethene (ug/L)	7 / 0.7	ND	<0.10	<0.10	<0.10	<0.10	<0.10	<0.10	<0.10	<0.10	<0.061	<0.30	<0.50
1,2-Dichloroethane (ug/L)	5 / 0.5		<0.27	<0.27	<0.27	<0.27	<0.27	<0.27	<0.27	<0.27	<0.054	<0.40	<0.50
1,1,2-Trichloroethane (ug/L)	5 / 0.5		<0.18	<0.18	<0.18	<0.18	<0.18	<0.18	<0.18	<0.18	<0.052	<0.40	<0.40
Trichloroethene (ug/L)	5 / 0.5	ND	<0.14	J ^(0.23)	J ^(0.15)	<0.14	<0.14	<0.14	J ^(0.21)	J ^(0.15)	<0.074	J ^(0.35)	<0.15
1,1-Dichloroethane (ug/L)	850 / 85	ND	<0.26	<0.26	<0.26	<0.26	<0.26	<0.26	<0.26	<0.26	<0.057	<0.50	<0.50
cis-1,2-Dichloroethene (ug/L)	70 / 7		<0.12	<0.12	<0.12	<0.12	<0.12	<0.12	<0.12	<0.12	<0.055	<0.25	<0.60
Trichlorofluoromethane (ug/L)	3490 / 698	ND	<0.51	<0.51	<0.51	<0.51	<0.51	<0.51	<0.51	<0.51	<0.060	<0.50	<0.50
Chloroethane (ug/L)	400 / 80		<0.24	<0.24	<0.24	<0.24	<0.24	<0.24	<0.24	<0.24	<0.074	<0.50	<0.70
Vinyl chloride (ug/L)	0.2 / 0.02		<0.11	<0.11	<0.11	<0.11	<0.11	<0.11	<0.11	<0.11	<0.065	<0.12	<0.12
Chloromethane (ug/L)	30 / 3		<0.090	<0.090	<0.090	<0.090	<0.090	<0.090	<0.090	<0.090	<0.074	<0.30	<0.24
Methylene chloride (ug/L)	6 / 0.6		<0.45	<0.45	<0.45	<0.45	<0.45	<0.45	<0.45	<0.45	<0.44	<0.50	<0.40
p/m Xylene (ug/L)	Total Xylenes		<0.31	<0.31	<0.31	<0.31	<0.31	<0.31	<0.31	<0.31	<0.13	<0.70	<1.0
o-Xylene (ug/L)	620 / 124		<0.35	<0.35	<0.35	<0.35	<0.35	<0.35	<0.35	<0.35	<0.062	<0.30	<0.40
Toluene (ug/L)	800 / 160		<0.16	<0.16	<0.16	<0.16	<0.16	<0.16	<0.16	<0.16	<0.069	<0.40	<0.40

	ES / PAL	905 Daily Rd. (cont.)					
		Dec-05	Jul-06	Aug-07	Dec-07	Jul-08	Dec-08
Dichlorodifluoromethane (ug/L)	1000 / 200	<0.60	<0.29	<0.29	<0.40	<0.40	<0.40
Tetrachloroethene (ug/L)	5 / 0.5	<0.40	<0.29	<0.29	<0.40	<0.40	<0.40
trans-1,2-Dichloroethene (ug/L)	100 / 20	<0.60	<0.40	<0.40	<0.50	<0.50	<0.50
1,1,1-Trichloroethane (ug/L)	200 / 40	<0.60	<0.50	<0.50	<0.60	<0.60	<0.60
1,1-Dichloroethene (ug/L)	7 / 0.7	<0.50	<0.30	<0.30	<0.40	<0.40	<0.40
1,2-Dichloroethane (ug/L)	5 / 0.5	<0.50	<0.50	<0.50	<0.30	<0.30	<0.30
1,1,2-Trichloroethane (ug/L)	5 / 0.5	<0.40	<0.50	<0.50	<0.50	<0.50	<0.50
Trichloroethene (ug/L)	5 / 0.5	<0.15	J ^(0.24)	<0.15	J ^(0.23)	J ^(0.24)	<0.15
1,1-Dichloroethane (ug/L)	850 / 85	<0.50	<0.40	<0.40	<0.40	<0.40	<0.40
cis-1,2-Dichloroethene (ug/L)	70 / 7	<0.60	<0.40	<0.40	<0.40	<0.40	<0.40
Trichlorofluoromethane (ug/L)	3490 / 698	<0.50	<0.70	<0.70	<0.40	<0.40	<0.40
Chloroethane (ug/L)	400 / 80	<0.70	<0.60	<0.60	<0.40	<0.40	<0.40
Vinyl chloride (ug/L)	0.2 / 0.02	<0.12	<0.15	<0.15	<0.15	<0.15	<0.15
Chloromethane (ug/L)	30 / 3	<0.24	<0.30	<0.30	<0.30	<0.30	<0.30
Methylene chloride (ug/L)	6 / 0.6	<0.40	<1.0	<1.0	<0.50	<0.50	<0.50
p/m Xylene (ug/L)	Total Xylenes	<1.0	<0.90	<0.90	<0.50	<0.50	<0.50
o-Xylene (ug/L)	620 / 124	<0.40	<0.60	<0.60	<0.50	<0.50	<0.50
Toluene (ug/L)	800 / 160	<0.40	<0.40	<0.40	<0.20	<0.20	<0.20

J- Result is less than the LOQ but greater than the LOD.

B- Parameter was detected in the method blank.

LOD- Limit of Detection

²- May be associated with chlorination of well.

LOQ-Limit of Quantification

^D-Quantification was performed on a dilution of the sample.

ug/L- Micrograms per Liter (parts per billion).

J - Indicates Detection.

*- Inorganic water quality data available.

ND- No Detect.

P/NP- Present/Not Present

NA- Not Analyzed

- Analytical data obtained from the WDNR Special Well Construction Area Data Base, Town of Hudson, Wisconsin.

TABLE 1 (cont.)

	ES / PAL	917 A Daily Rd.											
		May-01	Jun-01	Dec-01	Jun-02	Jan-03	Jul-03	Jan-04	Jun-04	Jan-05	Jun-05	Dec-05	Jul-06
Dichlorodifluoromethane (ug/L)	1000 / 200	<0.14	<0.14	<0.14	<0.14	<0.14	<0.14	<0.14	<0.063	<0.40	<0.60	<0.60	<0.29
Tetrachloroethene (ug/L)	5 / 0.5	<0.13	<0.13	<0.13	<0.13	<0.13	<0.13	<0.13	<0.075	<0.40	<0.40	<0.40	<0.29
trans-1,2-Dichloroethene (ug/L)	100 / 20	<0.11	<0.11	<0.11	<0.11	<0.11	<0.11	<0.11	<0.059	<0.50	<0.60	<0.60	<0.40
1,1,1-Trichloroethane (ug/L)	200 / 40	<0.19	<0.19	<0.19	<0.19	<0.19	<0.19	<0.19	<0.065	<0.50	<0.60	<0.60	<0.50
1,1-Dichloroethene (ug/L)	7 / 0.7	<0.10	<0.10	<0.10	<0.10	<0.10	<0.10	<0.10	<0.061	<0.30	<0.50	<0.50	<0.30
1,2-Dichloroethane (ug/L)	5 / 0.5	<0.27	<0.27	<0.27	<0.27	<0.27	<0.27	<0.27	<0.054	<0.40	<0.50	<0.50	<0.50
1,1,2-Trichloroethane (ug/L)	5 / 0.5	<0.18	<0.18	<0.18	<0.18	<0.18	<0.18	<0.18	<0.052	<0.40	<0.40	<0.40	<0.50
Trichloroethene (ug/L)	5 / 0.5	J ^(0.23)	J ^(0.18)	<0.14	<0.14	<0.14	J ^(0.22)	J ^(0.19)	J ^(0.14)	0.41	<0.15	<0.15	J ^(0.31)
1,1-Dichloroethane (ug/L)	850 / 85	<0.26	<0.26	<0.26	<0.26	<0.26	<0.26	<0.26	<0.057	<0.50	<0.50	<0.50	<0.40
cis-1,2-Dichloroethene (ug/L)	70 / 7	<0.12	<0.12	<0.12	<0.12	<0.12	<0.12	<0.12	<0.055	<0.25	<0.60	<0.60	<0.40
Trichlorofluoromethane (ug/L)	3490 / 698	<0.51	<0.51	<0.51	<0.51	<0.51	<0.51	<0.51	<0.060	<0.50	<0.50	<0.50	<0.70
Chloroethane (ug/L)	400 / 80	<0.24	<0.24	<0.24	<0.24	<0.24	<0.24	<0.24	<0.074	<0.50	<0.70	<0.70	<0.60
Vinyl chloride (ug/L)	0.2 / 0.02	<0.11	<0.11	<0.11	<0.11	<0.11	<0.11	<0.11	<0.065	<0.12	<0.12	<0.12	<0.15
Chloromethane (ug/L)	30 / 3	<0.090	<0.090	<0.090	<0.090	<0.090	<0.090	<0.090	<0.074	<0.30	<0.24	<0.24	<0.30
Methylene chloride (ug/L)	6 / 0.6	<0.45	<0.45	<0.45	<0.45	<0.45	<0.45	<0.45	<0.44	<0.50	<0.40	<0.40	<1.0
p/m Xylene (ug/L)	Total Xylenes	<0.31	<0.31	<0.31	<0.31	<0.31	<0.31	<0.31	<0.13	<0.70	<1.0	<1.0	<0.90
o-Xylene (ug/L)	620 / 124	<0.35	<0.35	<0.35	<0.35	<0.35	<0.35	<0.35	<0.062	<0.30	<0.40	<0.40	<0.60
Toluene (ug/L)	800 / 160	<0.16	<0.16	<0.16	<0.16	<0.16	<0.16	<0.16	<0.069	<0.40	<0.40	<0.40	<0.40
Bromoform (ug/L)	4.4 / 0.44	2.3	<0.56	<0.56	<0.56	<0.56	<0.56	<0.56	<0.038	<0.30	<0.50	<0.50	<0.21

	ES / PAL	917A Daily Rd (cont.)		
		Dec-06	Jul-08	Dec-08
Dichlorodifluoromethane (ug/L)	1000 / 200	<0.29	<0.40	<0.40
Tetrachloroethene (ug/L)	5 / 0.5	<0.29	<0.40	<0.40
trans-1,2-Dichloroethene (ug/L)	100 / 20	<0.40	<0.50	<0.50
1,1,1-Trichloroethane (ug/L)	200 / 40	<0.50	<0.60	<0.60
1,1-Dichloroethene (ug/L)	7 / 0.7	<0.30	<0.40	<0.40
1,2-Dichloroethane (ug/L)	5 / 0.5	<0.50	<0.30	<0.30
1,1,2-Trichloroethane (ug/L)	5 / 0.5	<0.50	<0.50	<0.50
Trichloroethene (ug/L)	5 / 0.5	J ^(0.28)	<0.15	J ^(0.28)
1,1-Dichloroethane (ug/L)	850 / 85	<0.40	<0.40	<0.40
cis-1,2-Dichloroethene (ug/L)	70 / 7	<0.40	<0.40	<0.40
Trichlorofluoromethane (ug/L)	3490 / 698	<0.70	<0.40	<0.40
Chloroethane (ug/L)	400 / 80	<0.60	<0.40	<0.40
Vinyl chloride (ug/L)	0.2 / 0.02	<0.15	<0.15	<0.15
Chloromethane (ug/L)	30 / 3	<0.30	<0.30	<0.30
Methylene chloride (ug/L)	6 / 0.6	<1.0	<0.50	<0.50
p/m Xylene (ug/L)	Total Xylenes	<0.90	<0.50	<0.50
o-Xylene (ug/L)	620 / 124	<0.60	<0.50	<0.50
Toluene (ug/L)	800 / 160	<0.40	<0.20	<0.20
Bromoform (ug/L)	4.4 / 0.44	<0.21	<0.50	<0.50

J- Result is less than the LOQ but greater than the LOD.

B- Parameter was detected in the method blank.

LOD- Limit of Detection

²- May be associated with chlorination of well.

LOQ-Limit of Quantification

^D-Quantification was performed on a dilution of the sample.

ug/L- Micrograms per Liter (parts per billion).

- Indicates Detection.

*- Inorganic water quality data available.

ND- No Detect.

P/NP- Present/Not Present

NA- Not Analyzed

- Analytical data obtained from the WDNR Special Well Construction Area Data Base, Town of Hudson, Wisconsin.

TABLE 1 (cont.)

ES / PAL		917 B Daily Rd.											
		Jun-02	Jan-03	Jul-03	Dec-03	Jul-04	Jan-05	Jun-05	Dec-05	Jul-06	Jul-06	Dec-07	Dec-08
Dichlorodifluoromethane (ug/L)	1000 / 200	<0.14	<0.14	<0.14	<0.14	<0.063	<0.40	<0.60	<0.60	<0.29	<0.40	<0.40	<0.40
Tetrachloroethene (ug/L)	5 / 0.5	<0.13	<0.13	<0.13	<0.13	<0.075	<0.40	<0.40	<0.40	<0.29	<0.40	<0.40	<0.40
trans-1,2-Dichloroethene (ug/L)	100 / 20	<0.11	<0.11	<0.11	<0.11	<0.059	<0.50	<0.60	<0.60	<0.40	<0.50	<0.50	<0.50
1,1,1-Trichloroethane (ug/L)	200 / 40	<0.19	<0.19	<0.19	<0.19	<0.065	<0.50	<0.60	<0.60	<0.50	<0.60	<0.60	<0.60
1,1-Dichloroethene (ug/L)	7 / 0.7	<0.10	<0.10	<0.10	<0.10	<0.061	<0.30	<0.50	<0.50	<0.30	<0.40	<0.40	<0.40
1,2-Dichloroethane (ug/L)	5 / 0.5	<0.27	<0.27	<0.27	<0.27	<0.054	<0.40	<0.50	<0.50	<0.50	<0.30	<0.30	<0.30
1,1,2-Trichloroethane (ug/L)	5 / 0.5	<0.18	<0.18	<0.18	<0.18	<0.052	<0.40	<0.40	<0.40	<0.50	<0.50	<0.50	<0.50
Trichloroethene (ug/L)	5 / 0.5	<0.14	<0.14	J ^(0.22)	J ^(0.18)	J ^(0.30)	J ^(0.30)	<0.15	J ^(0.35)	J ^(0.31)	J ^(0.35)	J ^(0.35)	<0.15
1,1-Dichloroethane (ug/L)	850 / 85	<0.26	<0.26	<0.26	<0.26	<0.057	<0.50	<0.50	<0.50	<0.40	<0.40	<0.40	<0.40
cis-1,2-Dichloroethene (ug/L)	70 / 7	<0.12	<0.12	<0.12	<0.12	<0.055	<0.25	<0.60	<0.60	<0.40	<0.40	<0.40	<0.40
Trichlorofluoromethane (ug/L)	3490 / 698	<0.51	<0.51	<0.51	<0.51	<0.060	<0.50	<0.50	<0.50	<0.70	<0.40	<0.40	<0.40
Chloroethane (ug/L)	400 / 80	<0.24	<0.24	<0.24	<0.24	<0.074	<0.50	<0.70	<0.70	<0.60	<0.40	<0.40	<0.40
Vinyl chloride (ug/L)	0.2 / 0.02	<0.11	<0.11	<0.11	<0.11	<0.065	<0.12	<0.12	<0.12	<0.15	<0.15	<0.15	<0.15
Chloromethane (ug/L)	30 / 3	<0.090	<0.090	<0.090	<0.090	<0.074	<0.30	<0.24	<0.24	<0.30	<0.30	<0.30	<0.30
Methylene chloride (ug/L)	6 / 0.6	<0.45	<0.45	<0.45	<0.45	<0.44	<0.50	<0.40	<0.40	<1.0	<0.50	<0.50	<0.50
p/m Xylene (ug/L)	Total Xylenes	<0.31	<0.31	<0.31	<0.31	<0.13	<0.70	<1.0	<1.0	<0.90	<0.50	<0.50	<0.50
o-Xylene (ug/L)	620 / 124	<0.35	<0.35	<0.35	<0.35	<0.062	<0.30	<0.40	<0.40	<0.60	<0.50	<0.50	<0.50
Toluene (ug/L)	800 / 160	<0.16	<0.16	<0.16	<0.16	<0.069	<0.40	<0.40	<0.40	<0.40	<0.20	<0.20	<0.20
Bromoform (ug/L)	4.4 / 0.44	<0.56	<0.56	<0.56	<0.56	<0.038	<0.30	<0.50	<0.50	<0.21	<0.50	<0.50	<0.50

ES / PAL		939 Daily Rd.										
		Aug-00	Jul-03	Dec-03	Jul-04	Jan-05	May-05	Dec-05	Jul-06	Dec-07	Jun-08	Dec-08
Dichlorodifluoromethane (ug/L)	1000 / 200	<0.14	<0.14	<0.14	<0.063	3.1	<0.60	<0.60	<0.29	<0.40	<0.40	<0.40
Tetrachloroethene (ug/L)	5 / 0.5	<0.13	<0.13	<0.13	<0.075	<0.40	<0.40	<0.40	<0.29	<0.40	<0.40	<0.40
trans-1,2-Dichloroethene (ug/L)	100 / 20	<0.11	<0.11	<0.11	<0.059	<0.50	<0.60	<0.60	<0.40	<0.50	<0.50	<0.50
1,1,1-Trichloroethane (ug/L)	200 / 40	<0.19	<0.19	<0.19	<0.065	<0.50	<0.60	<0.60	<0.50	<0.60	<0.60	<0.60
1,1-Dichloroethene (ug/L)	7 / 0.7	<0.10	<0.10	<0.10	<0.061	<0.30	<0.50	<0.50	<0.30	<0.40	<0.40	<0.40
1,2-Dichloroethane (ug/L)	5 / 0.5	<0.27	<0.27	<0.27	<0.054	<0.40	<0.50	<0.50	<0.50	<0.30	<0.30	<0.30
1,1,2-Trichloroethane (ug/L)	5 / 0.5	<0.18	<0.18	<0.18	<0.052	<0.40	<0.40	<0.40	<0.50	<0.50	<0.50	<0.50
Trichloroethene (ug/L)	5 / 0.5	<0.14	0.37	J ^(0.28)	J ^(0.36)	J ^(0.46)	<0.15	J ^(0.46)	J ^(0.36)	J ^(0.39)	J ^(0.39)	J ^(0.34)
1,1-Dichloroethane (ug/L)	850 / 85	<0.26	<0.26	<0.26	<0.057	<0.50	<0.50	<0.50	<0.40	<0.40	<0.40	<0.40
cis-1,2-Dichloroethene (ug/L)	70 / 7	<0.12	<0.12	<0.12	<0.055	<0.25	<0.60	<0.60	<0.40	<0.40	<0.40	<0.40
Trichlorofluoromethane (ug/L)	3490 / 698	<0.51	<0.51	<0.51	<0.060	<0.50	<0.50	<0.50	<0.70	<0.40	<0.40	<0.40
Chloroethane (ug/L)	400 / 80	<0.24	<0.24	<0.24	<0.074	<0.50	<0.70	<0.70	<0.60	<0.40	<0.40	<0.40
Vinyl chloride (ug/L)	0.2 / 0.02	<0.11	<0.11	<0.11	<0.065	<0.12	<0.12	<0.12	<0.15	<0.15	<0.15	<0.15
Chloromethane (ug/L)	30 / 3	<0.090	<0.090	<0.090	<0.074	<0.30	<0.24	<0.24	<0.30	<0.30	<0.30	<0.30
Methylene chloride (ug/L)	6 / 0.6	<0.45	<0.45	<0.45	<0.44	<0.50	<0.40	<0.40	<1.0	<0.50	<0.50	<0.50
p/m Xylene (ug/L)	Total Xylenes	<0.31	<0.31	<0.31	<0.13	<0.70	<1.0	<1.0	<0.90	<0.50	<0.50	<0.50
o-Xylene (ug/L)	620 / 124	<0.35	<0.35	<0.35	<0.062	<0.30	<0.40	<0.40	<0.40	<0.60	<0.50	<0.50
Toluene (ug/L)	800 / 160	<0.16	<0.16	<0.16	<0.069	<0.40	<0.40	<0.40	<0.40	<0.20	<0.20	<0.20
Bromomethane (ug/L)	10 / 1	<0.11	<0.11	<0.11	<0.058	<0.50	<0.80	0.80	<0.90	<0.40	<0.40	<0.40

J- Result is less than the LOQ but greater than the LOD.

B- Parameter was detected in the method blank.

LOD- Limit of Detection

²- May be associated with chlorination of well.

LOQ-Limit of Quantification

^D-Quantification was performed on a dilution of the sample.

ug/L- Micrograms per Liter (parts per billion).

- Indicates Detection.

*- Inorganic water quality data available.

ND- No Detect.

P/NP- Present/Not Present

NA- Not Analyzed

- Analytical data obtained from the WDNR Special Well Construction Area Data Base, Town of Hudson, Wisconsin.

TABLE 1 (cont.)

	ES / PAL	943 Daily Rd.											
		Aug-00	Dec-00	Mar-02	Sep-03	Jan-05	Apr-06	Dec-07	Apr-09	Mar-11	Jun-12	Dec-12	Jun-15
Dichlorodifluoromethane (ug/L)	1000 / 200	<0.14	<0.14	J ^(0.15)	<0.14	<0.40	<0.60	<0.40	<1.0	<0.30	<0.20	<0.20	<0.49
Tetrachloroethene (ug/L)	5 / 0.5	<0.13	<0.13	<0.13	<0.13	<0.40	<0.40	<0.40	<1.0	<0.15	<0.13	<0.13	<0.19
trans-1,2-Dichloroethene (ug/L)	100 / 20	<0.11	<0.11	<0.11	<0.11	<0.50	<0.60	<0.50	<1.0	<0.23	<0.14	<0.15	<0.21
1,1,1-Trichloroethane (ug/L)	200 / 40	<0.19	<0.19	<0.19	<0.19	<0.50	<0.60	<0.60	<1.0	<0.090	<0.19	<0.19	<0.20
1,1-Dichloroethene (ug/L)	7 / 0.7	<0.10	<0.10	<0.10	<0.10	<0.30	<0.50	<0.40	<1.0	<0.20	<0.19	<0.19	<0.22
1,2-Dichloroethane (ug/L)	5 / 0.5	<0.27	<0.27	<0.27	<0.27	<0.40	<0.50	<0.30	<1.0	<0.080	<0.37	<0.37	<0.17
1,1,2-Trichloroethane (ug/L)	5 / 0.5	<0.18	<0.18	<0.18	<0.18	<0.40	<0.40	<0.50	<1.0	<0.11	<0.015	<0.15	<0.24
Trichloroethene (ug/L)	5 / 0.5	0.34	J ^(0.25)	0.44	0.57	0.58	0.52	J ^(0.43)	J ^(0.54)	J ^(0.28)	J ^(0.26)	J ^(0.24)	J ^(0.29)
1,1-Dichloroethane (ug/L)	850 / 85	<0.26	<0.26	<0.26	<0.26	<0.50	<0.50	<0.40	<1.0	<0.080	<0.11	<0.11	<0.22
cis-1,2-Dichloroethene (ug/L)	70 / 7	<0.12	<0.12	<0.12	<0.12	<0.25	<0.60	<0.40	<1.0	<0.23	<0.085	<0.085	<0.25
Trichlorofluoromethane (ug/L)	3490 / 698	<0.51	<0.51	<0.51	<0.51	<0.50	<0.50	<0.40	<1.0	<0.14	<0.13	<0.13	<0.18
Chloroethane (ug/L)	400 / 80	<0.24	<0.24	<0.24	<0.24	<0.50	<0.70	<0.40	<1.0	<0.32	<0.22	<0.22	<0.34
Vinyl chloride (ug/L)	0.2 / 0.02	<0.11	<0.11	<0.11	<0.11	<0.12	<0.12	<0.15	<0.40	<0.11	<0.16	<0.16	<0.15
Chloromethane (ug/L)	30 / 3	<0.090	<0.090	<0.090	J ^(0.17)	<0.30	<0.24	<0.30	<1.0	<0.36	<0.41	<0.41	<0.64
Methylene chloride (ug/L)	6 / 0.6	<0.45	<0.45	<0.45	<0.45	<0.50	<0.40	<0.50	<4.0	<2.0	<2.0	<2.0	<0.56
p/m Xylene (ug/L)	Total Xylenes	<0.31	<0.31	<0.31	<0.31	<0.70	<1.0	<0.50	<2.0	<0.15	<0.17	<0.22	<0.41
o-Xylene (ug/L)	620 / 124	<0.35	<0.35	<0.35	<0.35	<0.30	<0.40	<0.50	<1.0	<0.10	<0.077	<0.10	<0.19
Toluene (ug/L)	800 / 160	0.52	<0.16	<0.16	<0.16	<0.40	<0.40	<0.20	<1.0	<0.11	<0.076	<0.077	<0.13
Bromomethane (ug/L)	10 / 1	<0.11	J ^(0.63)	<0.11	<0.11	<0.50	<0.80	<0.40	<4.0	<1.3	<0.36	<0.36	<0.36

	ES / PAL	943 Daily Rd. (cont)
		Jul-17
Dichlorodifluoromethane (ug/L)	1000 / 200	<0.23
Tetrachloroethene (ug/L)	5 / 0.5	<0.25
trans-1,2-Dichloroethene (ug/L)	100 / 20	<0.16
1,1,1-Trichloroethane (ug/L)	200 / 40	<0.17
1,1-Dichloroethene (ug/L)	7 / 0.7	<0.28
1,2-Dichloroethane (ug/L)	5 / 0.5	<0.17
1,1,2-Trichloroethane (ug/L)	5 / 0.5	<0.15
Trichloroethene (ug/L)	5 / 0.5	J ^(0.18)
1,1-Dichloroethane (ug/L)	850 / 85	<0.17
cis-1,2-Dichloroethene (ug/L)	70 / 7	<0.12
Trichlorofluoromethane (ug/L)	3490 / 698	<0.33
Chloroethane (ug/L)	400 / 80	<0.34
Vinyl chloride (ug/L)	0.2 / 0.02	<0.069
Chloromethane (ug/L)	30 / 3	<0.25
Methylene chloride (ug/L)	6 / 0.6	<0.29
p/m Xylene (ug/L)	Total Xylenes	<0.11
o-Xylene (ug/L)	620 / 124	<0.20
Toluene (ug/L)	800 / 160	<0.14
Bromomethane (ug/L)	10 / 1	<0.44

J- Result is less than the LOQ but greater than the LOD.

B- Parameter was detected in the method blank.

LOD- Limit of Detection

²- May be associated with chlorination of well.

LOQ-Limit of Quantification

^D-Quantification was performed on a dilution of the sample.

ug/L- Micrograms per Liter (parts per billion).

- Indicates Detection.

*- Inorganic water quality data available.

ND- No Detect.

P/NP- Present/Not Present

NA- Not Analyzed

- Analytical data obtained from the WDNR Special Well Construction Area Data Base, Town of Hudson, Wisconsin.

TABLE 1 (cont.)

	ES / PAL	947 Daily Rd.									
		Aug-00	Nov-00	Jan-02	Jun-02	Feb-03	Apr-04	Mar-05	Mar-06	Jun-07	May-08
Dichlorodifluoromethane (ug/L)	1000 / 200	<0.14	<0.14	J ^(0.29)	<0.14	<0.14	<0.063	2.6	<0.60	<0.40	<0.40
Tetrachloroethene (ug/L)	5 / 0.5	<0.13	<0.13	<0.13	<0.13	<0.13	<0.075	<0.40	<0.40	<0.40	<0.40
trans-1,2-Dichloroethene (ug/L)	100 / 20	<0.11	<0.11	<0.11	<0.11	<0.11	<0.059	<0.60	<0.60	<0.50	<0.50
1,1,1-Trichloroethane (ug/L)	200 / 40	<0.19	<0.19	<0.19	<0.19	<0.19	<0.065	<0.60	<0.60	<0.60	<0.60
1,1-Dichloroethene (ug/L)	7 / 0.7	<0.10	<0.10	<0.10	<0.10	<0.10	<0.061	<0.50	<0.50	<0.40	<0.40
1,2-Dichloroethane (ug/L)	5 / 0.5	<0.27	<0.27	<0.27	<0.27	<0.27	<0.054	<0.50	<0.50	<0.30	<0.30
1,1,2-Trichloroethane (ug/L)	5 / 0.5	<0.18	<0.18	<0.18	<0.18	<0.18	<0.052	<0.40	<0.40	<0.50	<0.50
Trichloroethene (ug/L)	5 / 0.5	<0.30	0.44	0.60	0.66	0.38	0.68	0.80	0.84	0.71	0.81
1,1-Dichloroethane (ug/L)	850 / 85	<0.26	<0.26	<0.26	<0.26	<0.26	<0.057	<0.50	<0.50	<0.40	<0.40
cis-1,2-Dichloroethene (ug/L)	70 / 7	<0.12	<0.12	<0.12	<0.12	<0.12	<0.055	<0.60	<0.60	<0.40	<0.40
Trichlorofluoromethane (ug/L)	3490 / 698	<0.51	<0.51	<0.51	<0.51	<0.51	<0.060	<0.50	<0.50	<0.40	<0.40
Chloroethane (ug/L)	400 / 80	<0.24	<0.24	<0.24	<0.24	<0.24	<0.074	<0.70	<0.70	<0.40	<0.40
Vinyl chloride (ug/L)	0.2 / 0.02	<0.11	<0.11	<0.11	<0.11	<0.11	<0.065	<0.12	<0.12	<0.15	<0.15
Chloromethane (ug/L)	30 / 3	<0.090	<0.090	<0.090	<0.090	<0.090	<0.074	<0.24	<0.24	<0.30	<0.30
Methylene chloride (ug/L)	6 / 0.6	<0.45	<0.45	<0.45	<0.45	<0.45	<0.44	<0.40	<0.40	<0.50	<0.50
p/m Xylene (ug/L)	Total Xylenes	<0.31	<0.31	<0.31	<0.31	<0.31	<0.13	<1.0	<1.0	<0.50	<0.50
o-Xylene (ug/L)	620 / 124	<0.35	<0.35	<0.35	<0.35	<0.35	<0.062	<0.40	<0.40	<0.50	<0.50
Toluene (ug/L)	800 / 160	<0.16	<0.16	<0.16	<0.16	<0.16	<0.069	<0.40	<0.40	<0.20	<0.20

	ES / PAL	947 Daily Rd. (cont.)				
		Apr-09	Jun-10	Mar-11	Jun-13	Jul-14
Dichlorodifluoromethane (ug/L)	1000 / 200	<1.0	<0.30	<0.30	<0.40	<0.50
Tetrachloroethene (ug/L)	5 / 0.5	<1.0	<0.15	<0.15	<0.29	<0.16
trans-1,2-Dichloroethene (ug/L)	100 / 20	<1.0	<0.11	<0.11	<0.24	<0.23
1,1,1-Trichloroethane (ug/L)	200 / 40	<1.0	<0.090	<0.090	<0.50	<0.26
1,1-Dichloroethene (ug/L)	7 / 0.7	<1.0	<0.20	<0.20	<0.24	<0.20
1,2-Dichloroethane (ug/L)	5 / 0.5	<1.0	<0.080	<0.080	<0.22	<0.13
1,1,2-Trichloroethane (ug/L)	5 / 0.5	<1.0	<0.11	<0.11	<0.16	<0.26
Trichloroethene (ug/L)	5 / 0.5	J ^(0.87)	J ^(0.65)	J ^(0.45)	0.42	0.45
1,1-Dichloroethane (ug/L)	850 / 85	<1.0	<0.080	<0.080	<0.50	<0.16
cis-1,2-Dichloroethene (ug/L)	70 / 7	<1.0	<0.23	<0.23	<0.23	<0.13
Trichlorofluoromethane (ug/L)	3490 / 698	<1.0	<0.14	<0.14	<0.13	<0.22
Chloroethane (ug/L)	400 / 80	<1.0	<0.32	<0.32	<0.50	<0.24
Vinyl chloride (ug/L)	0.2 / 0.02	<0.40	<0.11	<0.11	<0.14	<0.20
Chloromethane (ug/L)	30 / 3	<4.0	<0.36	<0.36	<2.0	<0.34
Methylene chloride (ug/L)	6 / 0.6	<4.0	<2.0	<2.0	<2.0	<2.0
p/m Xylene (ug/L)	Total Xylenes	<2.0	<0.15	<0.15	<0.48	<0.31
o-Xylene (ug/L)	2000 / 400	<1.0	<0.10	<0.10	<0.24	<0.094
Toluene (ug/L)	800 / 160	<1.0	<0.11	<0.11	<0.23	<0.11

J- Result is less than the LOQ but greater than the LOD.

B- Parameter was detected in the method blank.

LOD- Limit of Detection

²- May be associated with chlorination of well.

LOQ-Limit of Quantification

^D-Quantification was performed on a dilution of the sample.

ug/L- Micrograms per Liter (parts per billion).

- Indicates Detection.

*- Inorganic water quality data available.

ND- No Detect.

P/NP- Present/Not Present

NA- Not Analyzed

- Analytical data obtained from the WDNR Special Well Construction Area Data Base, Town of Hudson, Wisconsin.

TABLE 1 (cont.)

ES / PAL	956 Daily Rd.											
	Feb-86	Jul-87	Nov-92	Apr-97	Oct-97	Nov-98	Jan-00	Jan-01	Apr-02	Feb-03	May-04	Apr-05
Dichlorodifluoromethane (ug/L)	1000 / 200				<0.14	<0.14	<0.14	<0.14	<0.14	<0.14	<0.14	<0.60
Tetrachloroethene (ug/L)	5 / 0.5	3.0	6.9	1.3	J ^(0.17)	<0.13	<0.13	<0.13	<0.13	<0.13	J ^(0.16)	<0.40
trans-1,2-Dichloroethene (ug/L)	100 / 20				<0.11	<0.11	<0.11	<0.11	<0.11	<0.11	<0.11	<0.60
1,1,1-Trichloroethane (ug/L)	200 / 40	93	55	28	3.5	2.7	2.0	1.4	0.79	1.2	1.2	J ^(0.90)
1,1-Dichloroethene (ug/L)	7 / 0.7	11	18	ND	0.30	<0.10	<0.10	0.21	J ^(0.16)	J ^(0.22)	<0.10	<0.50
1,2-Dichloroethane (ug/L)	5 / 0.5				<0.27	<0.27	<0.27	<0.27	<0.27	<0.27	<0.27	<0.50
1,1,2-Trichloroethane (ug/L)	5 / 0.5				<0.18	<0.18	<0.18	<0.18	<0.18	<0.18	<0.18	<0.50
Trichloroethene (ug/L)	5 / 0.5	100	43	19	5.2	4.5	3.4	2.9	2.4	2.8	2.1	1.7
1,1-Dichloroethane (ug/L)	850 / 85		ND	ND	<0.26	<0.26	<0.26	<0.26	<0.26	<0.26	<0.26	<0.50
cis-1,2-Dichloroethene (ug/L)	70 / 7				<0.12	<0.12	<0.12	<0.12	<0.12	<0.12	<0.12	<0.60
Trichlorofluoromethane (ug/L)	3490 / 698		ND	ND	<0.51	<0.51	<0.51	<0.51	<0.51	<0.51	<0.51	<0.50
Chloroethane (ug/L)	400 / 80				<0.24	<0.24	<0.24	<0.24	<0.24	<0.24	<0.24	<0.70
Vinyl chloride (ug/L)	0.2 / 0.02				<0.11	<0.11	<0.11	<0.11	<0.11	<0.11	<0.11	<0.12
Chloromethane (ug/L)	30 / 3				<0.090	<0.090	<0.090	<0.090	<0.090	<0.090	<0.090	<0.24
Methylene chloride (ug/L)	6 / 0.6				B J ^(0.83)	<0.45	<0.45	<0.45	<0.45	<0.45	<0.45	<0.40
p/m Xylene (ug/L)	Total Xylenes				<0.31	<0.31	<0.31	<0.31	<0.31	<0.31	<0.31	<1.0
o-Xylene (ug/L)	620 / 124				<0.35	<0.35	<0.35	<0.35	<0.35	<0.35	<0.35	<0.40
Toluene (ug/L)	800 / 160				<0.16	<0.16	<0.16	<0.16	<0.16	<0.16	<0.16	<0.40

ES / PAL	956 Daily Rd. (cont.)									
	Apr-06	Jun-07	Mar-08	Jun-09	Apr-10	Nov-12	Jul-13	Jun-15	Dec-17	
Dichlorodifluoromethane (ug/L)	1000 / 200	<0.60	<0.40	<0.40	<1.0	<0.50	<0.20	<0.40	<0.49	<0.31
Tetrachloroethene (ug/L)	5 / 0.5	<0.40	<0.40	<0.40	<1.0	<0.50	<0.13	<0.29	J ^(0.20)	<0.16
trans-1,2-Dichloroethene (ug/L)	100 / 20	<0.60	<0.50	<0.50	<1.0	<0.50	<0.15	<0.24	<0.21	<0.21
1,1,1-Trichloroethane (ug/L)	200 / 40	J ^(0.83)	J ^(1.3)	J ^(1.4)	<1.0	J ^(0.88)	J ^(0.27)	<0.50	J ^(0.30)	J ^(0.30)
1,1-Dichloroethene (ug/L)	7 / 0.7	<0.50	<0.40	<0.40	<1.0	<0.50	<0.19	<0.24	<0.22	<0.18
1,2-Dichloroethane (ug/L)	5 / 0.5	<0.50	<0.30	<0.30	<1.0	<0.50	<0.37	<0.22	<0.17	<0.32
1,1,2-Trichloroethane (ug/L)	5 / 0.5	<0.40	<0.50	<0.50	<1.0	<0.50	<0.15	<0.16	<0.24	<0.22
Trichloroethene (ug/L)	5 / 0.5	1.6	2.0	2.1	1.8	1.8	1.2	1.2	0.97	1.2
1,1-Dichloroethane (ug/L)	850 / 85	<0.50	<0.40	<0.40	<1.0	<0.50	<0.11	<0.50	<0.22	<0.14
cis-1,2-Dichloroethene (ug/L)	70 / 7	<0.60	<0.40	<0.40	<1.0	<0.50	<0.085	<0.23	<0.25	<0.20
Trichlorofluoromethane (ug/L)	3490 / 698	<0.50	<0.40	<0.40	<1.0	<0.50	<0.13	<0.13	<0.18	<0.13
Chloroethane (ug/L)	400 / 80	<0.70	<0.40	<0.40	<1.0	<0.50	<0.22	<0.50	<0.34	<0.44
Vinyl chloride (ug/L)	0.2 / 0.02	<0.12	<0.15	<0.15	<0.40	<1.5	<0.16	<0.14	<0.15	<0.0096
Chloromethane (ug/L)	30 / 3	<0.24	<0.30	<0.30	<4.0	<2.0	<0.41	<2.0	<0.64	<1.1
Methylene chloride (ug/L)	6 / 0.6	<0.40	<0.50	<0.50	<4.0	<2.0	<2.0	<2.0	<0.56	<1.2
p/m Xylene (ug/L)	Total Xylenes	<1.0	<0.50	<0.50	<2.0	<1.0	<0.22	<0.48	<0.41	<0.24
o-Xylene (ug/L)	620 / 124	<0.40	<0.50	<0.50	<1.0	<0.50	<0.10	<0.24	<0.19	<0.17
Toluene (ug/L)	800 / 160	<0.40	<0.20	<0.20	<1.0	<0.50	<0.077	<0.23	<0.13	<0.17

J- Result is less than the LOQ but greater than the LOD.

B- Parameter was detected in the method blank.

LOD- Limit of Detection

²- May be associated with chlorination of well.

LOQ-Limit of Quantification

^D-Quantification was performed on a dilution of the sample.

ug/L- Micrograms per Liter (parts per billion).

- Indicates Detection.

*- Inorganic water quality data available.

ND- No Detect.

P/NP- Present/Not Present

NA- Not Analyzed

- Analytical data obtained from the WDNR Special Well Construction Area Data Base, Town of Hudson, Wisconsin.

TABLE 1 (cont.)

ES / PAL	960 Daily Rd.												
	Mar-86	Nov-90	Apr-97	Nov-98	Dec-99	Dec-00	Mar-02	Jan-03	Feb-04	Jan-05	Dec-05	Dec-06	
Dichlorodifluoromethane (ug/L)	1000 / 200			<0.14	<0.14	<0.14	<0.14	<0.14	<0.14	<0.14	<0.40	<0.60	<0.29
Tetrachloroethene (ug/L)	5 / 0.5	3.7	1.3	0.42	J ^(0.30)	<0.13	<0.13	<0.13	<0.13	J ^(0.17)	<0.40	<0.40	<0.29
trans-1,2-Dichloroethene (ug/L)	100 / 20			<0.11	<0.11	<0.11	<0.11	<0.11	<0.11	<0.11	<0.50	<0.60	<0.40
1,1,1-Trichloroethane (ug/L)	200 / 40	130	39	8.4	5.8	4.6	3.6	3.3	1.7	1.7	2.0	J ^(1.7)	1.9
1,1-Dichloroethene (ug/L)	7 / 0.7	7.3	2.2	0.90	0.39	0.45	0.39	0.47	0.45	<0.10	0.35	<0.50	<0.30
1,2-Dichloroethane (ug/L)	5 / 0.5			<0.27	<0.27	<0.27	<0.27	<0.27	<0.27	<0.27	<0.40	<0.50	<0.50
1,1,2-Trichloroethane (ug/L)	5 / 0.5			<0.18	<0.18	<0.18	<0.18	<0.18	<0.18	<0.18	<0.40	<0.40	<0.50
Trichloroethene (ug/L)	5 / 0.5	86	30	11	8.5	7.3	7.6	6.7	3.9	4.3	3.9	3.8	3.4
1,1-Dichloroethane (ug/L)	850 / 85	ND	1.7	0.51	<0.26	J ^(0.25)	0.30	0.34	<0.26	<0.26	<0.50	<0.50	<0.40
cis-1,2-Dichloroethene (ug/L)	70 / 7			<0.12	<0.12	<0.12	<0.12	<0.12	<0.12	<0.12	<0.25	<0.60	<0.40
Trichlorofluoromethane (ug/L)	3490 / 698			<0.51	<0.51	<0.51	<0.51	<0.51	<0.51	<0.51	<0.50	<0.50	<0.70
Chloroethane (ug/L)	400 / 80			<0.24	<0.24	<0.24	<0.24	<0.24	<0.24	<0.24	<0.50	<0.70	<0.60
Vinyl chloride (ug/L)	0.2 / 0.02			<0.11	<0.11	<0.11	<0.11	<0.11	<0.11	<0.11	<0.12	<0.12	<0.15
Chloromethane (ug/L)	30 / 3			<0.090	<0.090	<0.090	<0.090	<0.090	<0.090	<0.090	<0.30	<0.24	<0.30
Methylene chloride (ug/L)	6 / 0.6			J ^(0.53)	<0.45	<0.45	<0.45	<0.45	<0.45	<0.45	<0.50	<0.40	<1.0
p/m Xylene (ug/L)	Total Xylenes			<0.31	<0.31	<0.31	<0.31	<0.31	<0.31	<0.31	<0.70	<1.0	<0.90
o-Xylene (ug/L)	620 / 124			<0.35	<0.35	<0.35	<0.35	<0.35	<0.35	<0.35	<0.30	<0.40	<0.60
Toluene (ug/L)	800 / 160			<0.16	<0.16	<0.16	<0.16	<0.16	<0.16	<0.16	<0.40	<0.40	<0.40

ES / PAL	960 Daily Rd. (cont.)												
	Dec-07	Jun-09	May-12	Jul-13	Jun-14	Jul-14	Dec-14	Jun-15	Dec-16	Jul-17	Dec-17	Jun-18	
Dichlorodifluoromethane (ug/L)	1000 / 200	<0.40	<1.0	<0.20	<0.40	<0.50	<0.50	<0.50	<0.49	<0.23	<0.23	<0.31	<0.23
Tetrachloroethene (ug/L)	5 / 0.5	<0.40	<1.0	<0.13	<0.29	<0.16	J ^(0.17)	<0.16	<0.19	<0.25	<0.25	<0.16	<0.17
trans-1,2-Dichloroethene (ug/L)	100 / 20	<0.50	<1.0	<0.14	<0.24	<0.23	<0.23	<0.23	<0.21	<0.16	<0.16	<0.21	<0.12
1,1,1-Trichloroethane (ug/L)	200 / 40	J ^(1.6)	1.7	J ^(0.66)	J ^(0.59)	J ^(0.87)	J ^(0.81)	J ^(0.70)	J ^(0.47)	0.27	J ^(0.25)	J ^(0.19)	<0.14
1,1-Dichloroethene (ug/L)	7 / 0.7	<0.40	<1.0	<0.19	<0.24	<0.20	<0.20	<0.20	<0.22	<0.28	<0.28	<0.18	<0.16
1,2-Dichloroethane (ug/L)	5 / 0.5	<0.30	<1.0	<0.37	<0.22	<0.16	<0.13	<0.13	<0.17	<0.17	<0.17	<0.32	<0.22
1,1,2-Trichloroethane (ug/L)	5 / 0.5	<0.50	<1.0	<0.015	<0.16	<0.13	<0.13	<0.13	<0.24	<0.15	<0.15	<0.22	<0.18
Trichloroethene (ug/L)	5 / 0.5	3.0	3.4	2.0	1.9	2.5	2.1	1.9	1.5	1.5	1.2	1.4	1.4
1,1-Dichloroethane (ug/L)	850 / 85	<0.40	<1.0	<0.11	<0.50	<0.16	<0.16	<0.16	<0.22	<0.17	<0.17	<0.14	<0.17
cis-1,2-Dichloroethene (ug/L)	70 / 7	<0.40	<1.0	<0.085	<0.23	<0.13	<0.13	<0.13	<0.25	<0.12	<0.12	<0.20	<0.15
Trichlorofluoromethane (ug/L)	3490 / 698	<0.40	<1.0	<0.13	<0.13	<0.22	<0.22	<0.22	<0.18	<0.33	<0.33	<0.13	<0.23
Chloroethane (ug/L)	400 / 80	<0.40	<1.0	<0.22	<0.50	<0.24	<0.24	<0.24	<0.34	<0.34	<0.34	<0.44	<0.49
Vinyl chloride (ug/L)	0.2 / 0.02	<0.15	<0.40	<0.16	<0.14	<0.20	<0.20	<0.20	<0.15	<0.069	<0.069	<0.0096	<0.092
Chloromethane (ug/L)	30 / 3	<0.30	<4.0	<0.41	<2.0	<0.34	<0.34	<0.34	<0.64	<0.25	<0.25	<1.1	<0.16
Methylene chloride (ug/L)	6 / 0.6	<0.50	<4.0	<2.0	<2.0	<2.0	<2.0	<2.0	<0.56	<0.29	<0.29	<1.2	<0.98
p/m Xylene (ug/L)	Total Xylenes	<0.50	<2.0	<0.17	<0.48	<0.31	<0.31	<0.31	<0.41	<0.11	<0.11	<0.24	<0.31
o-Xylene (ug/L)	2000 / 400	<0.50	<1.0	<0.077	<0.24	<0.094	<0.094	<0.094	<0.19	<0.20	<0.20	<0.17	<0.16
Toluene (ug/L)	800 / 160	<0.20	<1.0	<0.076	<0.23	<0.11	<0.11	<0.11	<0.13	<0.14	<0.14	<0.17	<0.083

J- Result is less than the LOQ but greater than the LOD.

B- Parameter was detected in the method blank.

LOD- Limit of Detection

²- May be associated with chlorination of well.

LOQ-Limit of Quantification

^D-Quantification was performed on a dilution of the sample.

ug/L- Micrograms per Liter (parts per billion).

- Indicates Detection.

*- Inorganic water quality data available.

ND- No Detect.

P/NP- Present/Not Present

NA- Not Analyzed

- Analytical data obtained from the WDNR Special Well Construction Area Data Base, Town of Hudson, Wisconsin.

TABLE 1 (cont.)

	ES / PAL	960 Daily Rd. (cont.) Nov-18
Dichlorodifluoromethane (ug/L)	1000 / 200	<0.23
Tetrachloroethene (ug/L)	5 / 0.5	<0.17
trans-1,2-Dichloroethene (ug/L)	100 / 20	<0.24
1,1,1-Trichloroethane (ug/L)	200 / 40	J ^(0.21)
1,1-Dichloroethene (ug/L)	7 / 0.7	<0.16
1,2-Dichloroethane (ug/L)	5 / 0.5	<0.22
1,1,2-Trichloroethane (ug/L)	5 / 0.5	<0.18
Trichloroethene (ug/L)	5 / 0.5	1.0
1,1-Dichloroethane (ug/L)	850 / 85	<0.17
cis-1,2-Dichloroethene (ug/L)	70 / 7	<0.15
Trichlorofluoromethane (ug/L)	3490 / 698	<0.23
Chloroethane (ug/L)	400 / 80	<0.49
Vinyl chloride (ug/L)	0.2 / 0.02	<0.092
Chloromethane (ug/L)	30 / 3	<0.16
Methylene chloride (ug/L)	6 / 0.6	<0.98
p/m Xylene (ug/L)	Total Xylenes	<0.31
o-Xylene (ug/L)	2000 / 400	<0.16
Toluene (ug/L)	800 / 160	<0.083

	ES / PAL	961 Daily Rd.									
		Jan-03	Jul-03	Sep-03	Feb-05	Mar-06	Apr-07	Jul-08	Apr-09	Mar-11	Nov-18
Dichlorodifluoromethane (ug/L)	1000 / 200	<0.14	<0.14	J ^(0.19)	<0.40	<0.60	<0.29	<0.40	<1.0	<0.30	<0.23
Tetrachloroethene (ug/L)	5 / 0.5	<0.13	0.43	0.43	J ^(0.50)	<0.40	<0.29	<0.40	<1.0	<0.15	<0.17
trans-1,2-Dichloroethene (ug/L)	100 / 20	<0.11	<0.11	<0.11	<0.50	<0.60	<0.40	<0.50	<1.0	<0.11	<0.24
1,1,1-Trichloroethane (ug/L)	200 / 40	<0.19	0.76	0.86	J ^(0.77)	<0.60	<0.50	<0.60	<1.0	<0.090	<0.14
1,1-Dichloroethene (ug/L)	7 / 0.7	<0.10	<0.10	<0.10	<0.30	<0.50	<0.30	<0.40	<1.0	<0.20	<0.16
1,2-Dichloroethane (ug/L)	5 / 0.5	<0.27	<0.27	<0.27	<0.40	<0.50	<0.50	<0.30	<1.0	<0.080	<0.22
1,1,2-Trichloroethane (ug/L)	5 / 0.5	<0.18	<0.18	<0.18	<0.40	<0.40	<0.50	<0.50	<1.0	<0.11	<0.18
Trichloroethene (ug/L)	5 / 0.5	1.3	2.3	2.3	2.2	1.8	1.3	1.7	1.9	1.8	0.94
1,1-Dichloroethane (ug/L)	850 / 85	<0.26	<0.26	<0.26	<0.50	<0.50	<0.40	<0.40	<1.0	<0.080	<0.17
cis-1,2-Dichloroethene (ug/L)	70 / 7	<0.12	<0.12	<0.12	<0.25	<0.60	<0.40	<0.40	<1.0	<0.23	<0.15
Trichlorofluoromethane (ug/L)	3490 / 698	<0.51	<0.51	J ^(0.55)	<0.50	<0.50	<0.70	J ^(0.49)	<1.0	J ^(0.27)	<0.23
Chloroethane (ug/L)	400 / 80	<0.24	<0.24	<0.24	<0.50	<0.70	<0.60	<0.40	<1.0	<0.32	<0.49
Vinyl chloride (ug/L)	0.2 / 0.02	<0.11	<0.11	<0.11	<0.12	<0.12	<0.15	<0.15	<0.40	<0.11	<0.092
Chloromethane (ug/L)	30 / 3	<0.090	<0.090	J ^(0.15)	<0.30	<0.24	J ^(0.37)	<0.30	<4.0	<0.36	<0.16
Methylene chloride (ug/L)	6 / 0.6	<0.45	<0.45	<0.45	<0.50	<0.40	<1.0	<0.50	<4.0	<2.0	<0.98
p/m Xylene (ug/L)	Total Xylenes	<0.31	<0.31	<0.31	<0.70	<1.0	<0.90	<0.50	<2.0	<0.15	<0.31
o-Xylene (ug/L)	620 / 124	<0.35	<0.35	<0.35	<0.30	<0.40	<0.60	<0.50	<1.0	<0.10	<0.16
Toluene (ug/L)	800 / 160	<0.16	<0.16	<0.16	<0.40	<0.40	<0.40	<0.20	<1.0	<0.11	<0.083

J- Result is less than the LOQ but greater than the LOD.

B- Parameter was detected in the method blank.

LOD- Limit of Detection

²- May be associated with chlorination of well.

LOQ-Limit of Quantification

^D-Quantification was performed on a dilution of the sample.

ug/L- Micrograms per Liter (parts per billion).

J - Indicates Detection.

*- Inorganic water quality data available.

ND- No Detect.

P/NP- Present/Not Present

NA- Not Analyzed

- Analytical data obtained from the WDNR Special Well Construction Area Data Base, Town of Hudson, Wisconsin.

TABLE 1 (cont.)

ES / PAL	966 Daily Rd.												
	Mar-86	Dec-95	Oct-97	Dec-99	Nov-00	Jan-03	May-04	Feb-05	Feb-06	Apr-07	Jun-08	Sep-09	
Dichlorodifluoromethane (ug/L)	1000 / 200	J ^(0.18)	<0.14	<0.14	<0.14	J ^(0.37)	<0.063	<0.40	<0.60	<0.29	<0.40	<1.0	
Tetrachloroethene (ug/L)	5 / 0.5	2.7	0.60	J ^(0.35)	J ^(0.21)	J ^(0.17)	J ^(0.31)	J ^(0.44)	J ^(0.43)	<0.40	<0.29	<0.40	
trans-1,2-Dichloroethene (ug/L)	100 / 20		<0.040	<0.11	<0.11	<0.11	<0.11	<0.059	<0.50	<0.60	<0.40	<0.50	
1,1,1-Trichloroethane (ug/L)	200 / 40	29	2.8	1.9	1.1	0.69	0.67	0.87	<0.50	<0.60	<0.50	<0.60	
1,1-Dichloroethene (ug/L)	7 / 0.7	1.2	J ^(0.19)	J ^(0.13)	<0.10	J ^(0.11)	<0.10	<0.061	<0.30	<0.50	<0.30	<0.40	
1,2-Dichloroethane (ug/L)	5 / 0.5		<0.23	<0.27	<0.27	<0.27	<0.27	<0.054	<0.40	<0.50	<0.50	<0.30	
1,1,2-Trichloroethane (ug/L)	5 / 0.5		<0.030	<0.18	<0.18	<0.18	<0.18	<0.052	<0.40	<0.40	<0.50	<0.50	
Trichloroethene (ug/L)	5 / 0.5	28	5.0	4.1	2.6	2.0	1.8	2.4	2.1	1.2	1.2	1.5	
1,1-Dichloroethane (ug/L)	850 / 85	ND	<0.10	<0.26	<0.26	<0.26	<0.26	<0.057	<0.50	<0.50	<0.40	<0.40	
cis-1,2-Dichloroethene (ug/L)	70 / 7		<0.080	<0.12	<0.12	<0.12	<0.12	<0.055	<0.25	<0.60	<0.40	<0.40	
Trichlorofluoromethane (ug/L)	3490 / 698		J ^(0.63)	<0.51	<0.51	<0.51	<0.51	J ^(0.48)	<0.50	<0.50	<0.70	J ^(0.52)	
Chloroethane (ug/L)	400 / 80		<0.050	<0.24	J ^(0.53)	<0.24	<0.24	<0.074	<0.50	<0.70	<0.60	<0.40	
Vinyl chloride (ug/L)	0.2 / 0.02		<0.070	<0.11	<0.11	<0.11	<0.11	<0.065	<0.12	<0.12	<0.15	<0.15	
Chloromethane (ug/L)	30 / 3		B J ^(0.35)	<0.090	<0.090	<0.090	<0.090	<0.074	<0.30	<0.24	<0.30	<0.30	
Methylene chloride (ug/L)	6 / 0.6		<0.27	<0.45	<0.45	<0.45	<0.45	<0.44	<0.50	<0.40	<1.0	<0.50	
p/m Xylene (ug/L)	Total Xylenes		<0.30	<0.31	<0.31	<0.31	<0.31	<0.13	<0.70	<1.0	<0.90	<0.50	
o-Xylene (ug/L)	620 / 124		<0.22	<0.35	<0.35	<0.35	<0.35	<0.062	<0.30	<0.40	<0.60	<0.50	
Toluene (ug/L)	800 / 160		<0.16	<0.16	<0.16	<0.16	<0.16	<0.069	<0.40	<0.40	5.3	<0.20	

ES / PAL	966 Daily Rd. (cont.)			
	May-12	Jun-15	Feb-18	
Dichlorodifluoromethane (ug/L)	1000 / 200	<0.20	<0.49	<0.31
Tetrachloroethene (ug/L)	5 / 0.5	J ^(0.19)	J ^(0.28)	<0.16
trans-1,2-Dichloroethene (ug/L)	100 / 20	<0.14	<0.21	<0.21
1,1,1-Trichloroethane (ug/L)	200 / 40	<0.19	J ^(0.23)	J ^(0.20)
1,1-Dichloroethene (ug/L)	7 / 0.7	<0.19	<0.22	<0.18
1,2-Dichloroethane (ug/L)	5 / 0.5	<0.37	<0.17	<0.32
1,1,2-Trichloroethane (ug/L)	5 / 0.5	<0.015	<0.24	<0.22
Trichloroethene (ug/L)	5 / 0.5	1.3	1.3	1.1
1,1-Dichloroethane (ug/L)	850 / 85	<0.11	<0.22	<0.14
cis-1,2-Dichloroethene (ug/L)	70 / 7	<0.085	<0.25	<0.20
Trichlorofluoromethane (ug/L)	3490 / 698	J ^(0.28)	<0.18	<0.13
Chloroethane (ug/L)	400 / 80	<0.22	<0.34	<0.44
Vinyl chloride (ug/L)	0.2 / 0.02	<0.16	<0.15	<0.096
Chloromethane (ug/L)	30 / 3	<0.41	<0.64	<1.1
Methylene chloride (ug/L)	6 / 0.6	<2.0	<0.56	<1.2
p/m Xylene (ug/L)	Total Xylenes	<0.17	<0.41	<0.24
o-Xylene (ug/L)	620 / 124	<0.077	<0.19	<0.17
Toluene (ug/L)	800 / 160	<0.076	<0.13	<0.17

J- Result is less than the LOQ but greater than the LOD.

B- Parameter was detected in the method blank.

LOD- Limit of Detection

²- May be associated with chlorination of well.

LOQ-Limit of Quantification

^D-Quantification was performed on a dilution of the sample.

ug/L- Micrograms per Liter (parts per billion).

J - Indicates Detection.

*- Inorganic water quality data available.

ND- No Detect.

P/NP- Present/Not Present

NA- Not Analyzed

- Analytical data obtained from the WDNR Special Well Construction Area Data Base, Town of Hudson, Wisconsin.

TABLE 1 (cont.)

	ES / PAL	967 Daily Rd.											
		Jul-01	Dec-01	Mar-02	Feb-03	Feb-04	Jan-05	Feb-06	Mar-07	Feb-08	Apr-09	Apr-10	Mar-11
Dichlorodifluoromethane (ug/L)	1000 / 200	J ^(0.59)	J ^(0.59)	J ^(0.23)	<1.0	J ^(0.19)	<0.40	<0.60	<0.29	<0.40	<1.0	<0.50	<0.29
Tetrachloroethene (ug/L)	5 / 0.5	J ^(0.24)	<0.13	<0.13	<0.13	<0.13	<0.40	<0.40	<0.29	<0.40	<1.0	<0.50	<0.15
trans-1,2-Dichloroethene (ug/L)	100 / 20	<0.11	<0.11	<0.11	<0.11	<0.11	<0.50	<0.60	<0.40	<0.50	<1.0	<0.50	<0.11
1,1,1-Trichloroethane (ug/L)	200 / 40	J ^(0.19)	<0.19	<0.19	<0.19	<0.19	<0.50	<0.60	<0.50	<0.60	<1.0	<0.50	<0.090
1,1-Dichloroethene (ug/L)	7 / 0.7	<0.10	<0.10	<0.10	<0.10	<0.10	<0.30	<0.50	<0.30	<0.40	<1.0	<0.50	<0.20
1,2-Dichloroethane (ug/L)	5 / 0.5	<0.27	<0.27	<0.27	<0.27	<0.27	<0.40	<0.50	<0.50	<0.30	<1.0	<0.50	<0.080
1,1,2-Trichloroethane (ug/L)	5 / 0.5	<0.18	<0.18	<0.18	<0.18	<0.18	<0.40	<0.40	<0.50	<0.50	<1.0	<0.50	<0.11
Trichloroethene (ug/L)	5 / 0.5	1.4	1.2	1.2	0.75	1.1	1.5	0.89	1.2	1.1	1.4	1.2	1.2
1,1-Dichloroethane (ug/L)	850 / 85	0.31	<0.26	<0.26	<0.26	<0.26	<0.50	<0.50	<0.40	<0.40	<1.0	<0.50	<0.080
cis-1,2-Dichloroethene (ug/L)	70 / 7	<0.12	<0.12	<0.12	<0.12	<0.12	<0.25	<0.60	<0.40	<0.40	<1.0	<0.50	<0.23
Trichlorofluoromethane (ug/L)	3490 / 698	J ^(0.78)	<0.51	<0.51	<0.51	<0.51	J ^(0.57)	<0.50	<0.70	<0.40	<1.0	<0.50	J ^(0.19)
Chloroethane (ug/L)	400 / 80	<0.24	<0.24	<0.24	<0.24	<0.24	<0.50	<0.70	<0.60	<0.40	<1.0	<0.10	<0.32
Vinyl chloride (ug/L)	0.2 / 0.02	<0.11	<0.11	<0.11	<0.11	<0.11	<0.12	<0.12	<0.15	<0.15	<0.40	<0.20	<0.11
Chloromethane (ug/L)	30 / 3	<0.090	<0.090	<0.090	<0.090	<0.090	<0.30	<0.24	<0.30	<0.30	<1.0	<2.0	<0.36
Methylene chloride (ug/L)	6 / 0.6	<0.45	<0.45	<0.45	<0.45	<0.45	<0.50	<0.40	<1.0	<0.50	<4.0	<2.0	<2.0
p/m Xylene (ug/L)	Total Xylenes	<0.31	<0.31	<0.31	<0.31	<0.31	<0.70	<1.0	<0.90	<0.50	<2.0	<1.0	<0.15
o-Xylene (ug/L)	620 / 124	<0.35	<0.35	<0.35	<0.35	<0.35	<0.30	<0.40	<0.60	<0.50	<1.0	<0.5	<0.10
Toluene (ug/L)	800 / 160	0.32	<0.16	<0.16	<0.16	<0.16	<0.40	<0.40	<0.40	<0.20	<1.0	<0.50	<0.11
Chloroform (ug/L)	6 / 0.6	0.35	<0.18	<0.18	<0.18	<0.18	<0.25	<0.50	<0.50	<0.22	<1.0	<0.50	<0.090
Dibromochloromethane (ug/L)	60 / 6	J ^(0.21)	<0.29	<0.29	<0.29	<0.29	<0.28	<0.60	<0.60	<0.23	<1.0	<0.50	<0.15

	ES / PAL	967 Daily Rd. (cont.)				
		May-12	Jul-12	Jul-13	Jun-15	Feb-18
Dichlorodifluoromethane (ug/L)	1000 / 200	<0.20	<0.20	<0.40	<0.49	<0.31
Tetrachloroethene (ug/L)	5 / 0.5	<0.13	<0.13	<0.29	<0.19	J ^(0.17)
trans-1,2-Dichloroethene (ug/L)	100 / 20	<0.14	<0.14	<0.24	<0.21	<0.21
1,1,1-Trichloroethane (ug/L)	200 / 40	<0.19	<0.19	<0.50	<0.20	<0.15
1,1-Dichloroethene (ug/L)	7 / 0.7	<0.19	<0.19	<0.24	<0.22	<0.18
1,2-Dichloroethane (ug/L)	5 / 0.5	<0.37	<0.37	<0.22	<0.17	<0.32
1,1,2-Trichloroethane (ug/L)	5 / 0.5	<0.015	<0.015	<0.16	<0.24	<0.22
Trichloroethene (ug/L)	5 / 0.5	1.3	1.1	1.0	0.97	1.0
1,1-Dichloroethane (ug/L)	850 / 85	<0.11	<0.11	<0.50	<0.22	<0.14
cis-1,2-Dichloroethene (ug/L)	70 / 7	<0.085	<0.085	<0.23	<0.25	<0.20
Trichlorofluoromethane (ug/L)	3490 / 698	<0.13	J ^(0.25)	J ^(0.17)	<0.18	J ^(0.17)
Chloroethane (ug/L)	400 / 80	<0.22	<0.22	<0.50	<0.34	<0.44
Vinyl chloride (ug/L)	0.2 / 0.02	<0.16	<0.16	<0.24	<0.15	<0.096
Chloromethane (ug/L)	30 / 3	<0.41	<0.41	<2.0	<0.64	<1.1
Methylene chloride (ug/L)	6 / 0.6	<2.0	<2.0	<2.0	<0.56	<1.2
p/m Xylene (ug/L)	Total Xylenes	<0.17	<0.17	<0.48	<0.41	<0.24
o-Xylene (ug/L)	620 / 124	<0.077	<0.077	<0.24	<0.19	<0.17
Toluene (ug/L)	800 / 160	<0.076	<0.076	<0.23	<0.13	<0.17
Chloroform (ug/L)	6 / 0.6	<0.10	<0.10	<0.27	<0.27	<0.46
Dibromochloromethane (ug/L)	60 / 6	<0.10	<0.10	<0.27	<0.16	<0.13

J- Result is less than the LOQ but greater than the LOD.

B- Parameter was detected in the method blank.

LOD- Limit of Detection

²- May be associated with chlorination of well.

LOQ-Limit of Quantification

^D- Quantification was performed on a dilution of the sample.

ug/L- Micrograms per Liter (parts per billion).

- Indicates Detection.

*- Inorganic water quality data available.

ND- No Detect.

P/NP- Present/Not Present

NA- Not Analyzed

- Analytical data obtained from the WDNR Special Well Construction Area Data Base, Town of Hudson, Wisconsin.

TABLE 1 (cont.)

	ES / PAL	970 Daily Rd.											
		Mar-86	Dec-91	Feb-96	Dec-00	Jul-01	Jan-03	Feb-04	Feb-05	May-06	May-08	Aug-09	Mar-11
Dichlorodifluoromethane (ug/L)	1000 / 200			<0.14	<0.14	J ^(0.55)	J ^(0.34)	<0.14	<0.40	<0.60	<0.40	<1.0	<0.29
Tetrachloroethene (ug/L)	5 / 0.5	ND	ND	<0.13	<0.13	J ^(0.22)	J ^(0.15)	<0.13	<0.40	<0.40	<0.40	<1.0	<0.15
trans-1,2-Dichloroethene (ug/L)	100 / 20			<0.11	<0.11	<0.11	<0.11	<0.11	<0.50	<0.60	<0.50	<1.0	<0.11
1,1,1-Trichloroethane (ug/L)	200 / 40	ND	ND	<0.19	<0.19	0.31	J ^(0.24)	<0.16	<0.50	<0.60	<0.60	<1.0	<0.090
1,1-Dichloroethene (ug/L)	7 / 0.7	ND	ND	<0.10	<0.10	<0.10	<0.10	<0.10	<0.30	<0.50	<0.40	<1.0	<0.20
1,2-Dichloroethane (ug/L)	5 / 0.5			<0.27	<0.27	<0.27	<0.27	<0.27	<0.40	<0.50	<0.30	<1.0	<0.080
1,1,2-Trichloroethane (ug/L)	5 / 0.5			<0.18	<0.18	<0.18	<0.18	<0.18	<0.40	<0.40	<0.50	<1.0	<0.11
Trichloroethene (ug/L)	5 / 0.5	ND	ND	<0.14	0.68	0.90	0.82	0.72	0.98	0.86	0.93	J ^(0.86)	J ^(0.60)
1,1-Dichloroethane (ug/L)	850 / 85	ND	ND	<0.26	<0.26	0.30	<0.26	<0.26	<0.50	<0.50	<0.40	<1.0	<0.080
cis-1,2-Dichloroethene (ug/L)	70 / 7			<0.12	<0.12	<0.12	<0.12	<0.12	<0.25	<0.60	<0.40	<1.0	<0.23
Trichlorofluoromethane (ug/L)	3490 / 698	ND	2.0	<0.51	<0.51	J ^(0.67)	<0.51	<0.51	<0.50	<0.50	<0.40	<1.0	<0.14
Chloroethane (ug/L)	400 / 80			<0.24	<0.24	<0.24	<0.24	<0.24	<0.50	<0.70	<0.40	<1.0	<0.32
Vinyl chloride (ug/L)	0.2 / 0.02			<0.11	<0.11	<0.11	<0.11	<0.11	<0.12	<0.12	<0.15	<0.40	<0.11
Chloromethane (ug/L)	30 / 3			<0.090	<0.090	<0.090	<0.090	<0.090	<0.30	<0.24	<0.30	<4.0	<0.36
Methylene chloride (ug/L)	6 / 0.6			<0.45	<0.45	<0.45	<0.45	<0.45	<0.50	<0.40	<0.50	<4.0	<2.0
p/m Xylene (ug/L)	Total Xylenes			<0.31	<0.31	<0.31	<0.31	<0.31	<0.70	<1.0	<0.50	<2.0	<0.15
o-Xylene (ug/L)	620 / 124			<0.35	<0.35	<0.35	<0.35	<0.35	<0.30	<0.40	<0.50	<1.0	<0.10
Toluene (ug/L)	800 / 160			<0.16	<0.16	<0.16	<0.16	<0.16	<0.40	<0.40	<0.20	<1.0	<0.11

	ES / PAL	970 Daily Rd. (cont.)			
		May-12	Aug-14	Jul-17	Feb-18
Dichlorodifluoromethane (ug/L)	1000 / 200	<0.20	<0.50	<0.23	<0.31
Tetrachloroethene (ug/L)	5 / 0.5	<0.13	<0.16	<0.25	<0.16
trans-1,2-Dichloroethene (ug/L)	100 / 20	<0.14	<0.23	<0.16	<0.21
1,1,1-Trichloroethane (ug/L)	200 / 40	<0.19	<0.26	<0.17	<0.15
1,1-Dichloroethene (ug/L)	7 / 0.7	<0.19	<0.20	<0.28	<0.18
1,2-Dichloroethane (ug/L)	5 / 0.5	<0.37	<0.13	<0.17	<0.32
1,1,2-Trichloroethane (ug/L)	5 / 0.5	<0.015	<0.13	<0.15	<0.22
Trichloroethene (ug/L)	5 / 0.5	J ^(0.85)	0.76	0.99	<0.18
1,1-Dichloroethane (ug/L)	850 / 85	<0.11	<0.16	<0.17	<0.14
cis-1,2-Dichloroethene (ug/L)	70 / 7	<0.085	<0.13	<0.12	<0.20
Trichlorofluoromethane (ug/L)	3490 / 698	J ^(0.21)	<0.22	<0.33	<0.13
Chloroethane (ug/L)	400 / 80	<0.22	<0.24	<0.34	<0.44
Vinyl chloride (ug/L)	0.2 / 0.02	<0.16	<0.20	<0.069	<0.096
Chloromethane (ug/L)	30 / 3	<0.41	<0.34	<0.25	<1.1
Methylene chloride (ug/L)	6 / 0.6	<2.0	<2.0	<0.29	<1.2
p/m Xylene (ug/L)	Total Xylenes	<0.17	<0.31	<0.11	<0.24
o-Xylene (ug/L)	620 / 124	<0.077	<0.094	<0.20	<0.17
Toluene (ug/L)	800 / 160	<0.076	<0.11	<0.14	<0.17

J- Result is less than the LOQ but greater than the LOD.

B- Parameter was detected in the method blank.

LOD- Limit of Detection

²- May be associated with chlorination of well.

LOQ-Limit of Quantification

^D-Quantification was performed on a dilution of the sample.

ug/L- Micrograms per Liter (parts per billion).

- Indicates Detection.

*- Inorganic water quality data available.

ND- No Detect.

P/NP- Present/Not Present

NA- Not Analyzed

- Analytical data obtained from the WDNR Special Well Construction Area Data Base, Town of Hudson, Wisconsin.

TABLE 1 (cont.)

		973 Daily Rd.									
ES / PAL		Mar-02	Jul-03	Mar-04	Sep-06	Feb-08	Jun-09	Jun-10	Mar-11	Jun-13	Jul-14
Dichlorodifluoromethane (ug/L)	1000 / 200	J ^(0.19)	J ^(0.16)	<0.93	<0.29	<0.40	<1.0	<0.30	<0.29	<0.40	<0.50
Tetrachloroethene (ug/L)	5 / 0.5	<0.13	J ^(0.18)	<0.18	<0.29	<0.40	<1.0	<0.15	<0.15	<0.29	<0.16
trans-1,2-Dichloroethene (ug/L)	100 / 20	<0.11	<0.11	<0.11	<0.40	<0.50	<1.0	<0.11	<0.11	<0.24	<0.23
1,1,1-Trichloroethane (ug/L)	200 / 40	<0.19	<0.19	<0.086	<0.50	<0.60	<1.0	<0.090	<0.090	<0.50	<0.26
1,1-Dichloroethene (ug/L)	7 / 0.7	<0.10	<0.10	<0.14	<0.30	<0.40	<1.0	<0.20	<0.20	<0.24	<0.20
1,2-Dichloroethane (ug/L)	5 / 0.5	<0.27	<0.27	<0.053	<0.50	<0.30	<1.0	<0.080	<0.080	<0.22	<0.13
1,1,2-Trichloroethane (ug/L)	5 / 0.5	<0.18	<0.18	<0.12	<0.50	<0.50	<1.0	<0.11	<0.11	<0.16	<0.13
Trichloroethene (ug/L)	5 / 0.5	0.80	1.0	J ^(0.60)	0.81	0.98	J ^(0.86)	J ^(0.84)	J ^(0.60)	J ^(0.20)	0.70
1,1-Dichloroethane (ug/L)	850 / 85	<0.26	<0.26	<0.063	<0.40	<0.40	<1.0	<0.080	<0.080	<0.50	<0.16
cis-1,2-Dichloroethene (ug/L)	70 / 7	<0.12	<0.12	<0.039	<0.40	<0.40	<1.0	<0.23	<0.23	<0.23	<0.13
Trichlorofluoromethane (ug/L)	3490 / 698	<0.51	<0.51	<0.11	<0.70	<0.40	<1.0	<0.14	<0.14	J ^(0.26)	<0.22
Chloroethane (ug/L)	400 / 80	<0.24	<0.24	<0.11	<0.60	<0.40	<1.0	<0.32	<0.32	<0.50	<0.24
Vinyl chloride (ug/L)	0.2 / 0.02	<0.11	<0.11	<0.13	<0.15	<0.15	<0.40	<0.11	<0.11	<0.14	<0.20
Chloromethane (ug/L)	30 / 3	<0.090	<0.090	<0.15	<0.30	<0.30	<4.0	0.36	0.36	<2.0	<0.34
Methylene chloride (ug/L)	6 / 0.6	<0.45	<0.45	<1.3	<1.0	<0.50	<4.0	<2.0	<2.0	<2.0	<2.0
p/m Xylene (ug/L)	Total Xylenes	<0.31	<0.31	<0.12	<0.90	<0.50	<2.0	<0.15	<0.15	<0.48	<0.31
o-Xylene (ug/L)	620 / 124	<0.35	<0.35	<0.14	<0.60	<0.50	<1.0	<0.10	<0.10	<0.24	<0.094
Toluene (ug/L)	800 / 160	4.0	<0.16	<0.075	<0.40	<0.20	<1.0	<0.11	<0.11	<0.23	<0.11

		974 Daily Rd.											
ES / PAL		Nov-90	Dec-95	Feb-00	Jul-01	Jan-03	Feb-03	Apr-04	Mar-05	Mar-06	Jun-07	May-08	Nov-08
Dichlorodifluoromethane (ug/L)	1000 / 200		<0.080	<0.14	J ^(0.62)	J ^(0.44)	<0.14	<0.063	2.7	<0.60	<0.40	<0.40	<0.40
Tetrachloroethene (ug/L)	5 / 0.5	ND	<0.050	<0.13	J ^(0.23)	J ^(0.16)	<0.13	J ^(0.14)	<0.40	<0.40	<0.40	<0.40	<0.40
trans-1,2-Dichloroethene (ug/L)	100 / 20		<0.040	<0.11	<0.11	<0.11	<0.11	<0.059	<0.60	<0.60	<0.50	<0.50	<0.50
1,1,1-Trichloroethane (ug/L)	200 / 40	ND	<0.050	<0.19	<0.19	<0.19	<0.19	<0.065	<0.60	<0.60	<0.60	<0.60	<0.60
1,1-Dichloroethene (ug/L)	7 / 0.7	ND	<0.050	<0.10	<0.10	<0.10	<0.10	<0.061	<0.50	<0.50	<0.40	<0.40	<0.40
1,2-Dichloroethane (ug/L)	5 / 0.5		<0.23	<0.27	<0.27	<0.27	<0.27	<0.054	<0.50	<0.50	<0.30	<0.30	<0.30
1,1,2-Trichloroethane (ug/L)	5 / 0.5		<0.030	<0.18	<0.18	<0.18	<0.18	<0.052	<0.40	<0.40	<0.50	<0.50	<0.50
Trichloroethene (ug/L)	5 / 0.5	ND	<0.06	0.78	1.1	0.89	<0.14	1.0	1.3	0.94	0.91	1.0	0.85
1,1-Dichloroethane (ug/L)	850 / 85	ND	<0.10	<0.26	0.31	<0.26	<0.26	<0.057	<0.50	<0.50	<0.40	<0.40	<0.40
cis-1,2-Dichloroethene (ug/L)	70 / 7		<0.080	<0.12	<0.12	<0.12	<0.12	<0.055	<0.60	<0.60	<0.40	<0.40	<0.40
Trichlorofluoromethane (ug/L)	3490 / 698	ND	<0.080	J ^(0.78)	J ^(0.68)	<0.51	<0.51	J ^(0.37)	<0.50	<0.50	<0.40	<0.40	<0.40
Chloroethane (ug/L)	400 / 80		<0.050	<0.24	<0.24	<0.24	<0.24	<0.074	<0.70	<0.70	<0.40	<0.40	<0.40
Vinyl chloride (ug/L)	0.2 / 0.02		<0.070	<0.11	<0.11	<0.11	<0.11	<0.065	<0.12	<0.12	<0.15	<0.15	<0.15
Chloromethane (ug/L)	30 / 3		<0.050	<0.090	<0.090	<0.090	<0.090	<0.074	<0.24	<0.24	<0.30	<0.30	J ^(0.73)
Methylene chloride (ug/L)	6 / 0.6		<0.27	<0.45	<0.45	<0.45	<0.45	<0.44	<0.40	<0.40	<0.50	<0.50	<0.50
p/m Xylene (ug/L)	Total Xylenes		<0.30	<0.31	<0.31	<0.31	<0.31	<0.13	<1.0	<1.0	<0.50	<0.50	<0.50
o-Xylene (ug/L)	620 / 124		<0.22	<0.35	<0.35	<0.35	<0.35	<0.062	<0.40	<0.40	<0.50	<0.50	<0.50
Toluene (ug/L)	800 / 160		<0.16	<0.16	<0.16	<0.16	<0.16	<0.069	<0.40	<0.40	<0.20	<0.20	J ^(0.32)

J- Result is less than the LOQ but greater than the LOD.

B- Parameter was detected in the method blank.

LOD- Limit of Detection

2- May be associated with chlorination of well.

LOQ-Limit of Quantification

D -Quantification was performed on a dilution of the sample.

ug/L- Micrograms per Liter (parts per billion).

- Indicates Detection.

*- Inorganic water quality data available.

ND- No Detect.

P/NP- Present/Not Present

NA- Not Analyzed

- Analytical data obtained from the WDNR Special Well Construction Area Data Base, Town of Hudson, Wisconsin.

TABLE 1 (cont.)

	ES / PAL	974 Daily Rd. (cont.)				
		Aug-09	Mar-11	May-12	Aug-14	Jun-15
Dichlorodifluoromethane (ug/L)	1000 / 200	<1.0	<.30	<0.20	<0.50	<0.49
Tetrachloroethene (ug/L)	5 / 0.5	<1.0	<0.15	<0.13	<0.16	<0.19
trans-1,2-Dichloroethene (ug/L)	100 / 20	<1.0	<.11	<0.14	<0.23	<0.21
1,1,1-Trichloroethane (ug/L)	200 / 40	<1.0	<0.090	<0.19	<0.26	<0.20
1,1-Dichloroethene (ug/L)	7 / 0.7	<1.0	<.20	<0.19	<0.20	<0.22
1,2-Dichloroethane (ug/L)	5 / 0.5	<1.0	<0.080	<0.37	<0.13	<0.17
1,1,2-Trichloroethane (ug/L)	5 / 0.5	<1.0	<0.11	<0.015	<0.13	<0.24
Trichloroethene (ug/L)	5 / 0.5	1.1	J ^(0.92)	J ^(0.98)	0.80	0.69
1,1-Dichloroethane (ug/L)	850 / 85	<1.0	<0.080	<0.11	<0.16	<0.22
cis-1,2-Dichloroethene (ug/L)	70 / 7	<1.0	<0.23	<0.085	<0.13	<0.25
Trichlorofluoromethane (ug/L)	3490 / 698	<1.0	J ^(0.19)	1.0	<0.22	<0.18
Chloroethane (ug/L)	400 / 80	<1.0	<0.32	<0.22	<0.24	<0.34
Vinyl chloride (ug/L)	0.2 / 0.02	<0.40	<0.11	<0.16	<0.20	<0.15
Chloromethane (ug/L)	30 / 3	<0.30	<0.36	<0.41	<0.34	<0.64
Methylene chloride (ug/L)	6 / 0.6	<4.0	<2.0	<2.0	<2.0	<0.56
p/m Xylene (ug/L)	Total Xylenes	<2.0	<0.15	<0.17	<0.31	<0.41
o-Xylene (ug/L)	620 / 124	<1.0	<0.10	<0.077	<0.094	<0.19
Toluene (ug/L)	800 / 160	<1.0	<0.11	<0.076	<0.11	<0.13

J- Result is less than the LOQ but greater than the LOD.

B- Parameter was detected in the method blank.

LOD- Limit of Detection

²- May be associated with chlorination of well.

LOQ-Limit of Quantification

^D-Quantification was performed on a dilution of the sample.

ug/L- Micrograms per Liter (parts per billion).

J - Indicates Detection.

*- Inorganic water quality data available.

ND- No Detect.

P/NP- Present/Not Present

NA- Not Analyzed

- Analytical data obtained from the WDNR Special Well Construction Area Data Base, Town of Hudson, Wisconsin.

TABLE 1 (cont.)

		427 Green Mill Ln.										
ES / PAL		Dec-95	Apr-97	Nov-98	Jan-01	Mar-02	Jan-03	Apr-04	Feb-05	Feb-06	Mar-07	Feb-08
Dichlorodifluoromethane (ug/L)	1000 / 200	<0.080	<0.14	<0.14	<0.14	<0.14	<0.14	<0.063	<0.40	<0.60	<0.29	<0.40
Tetrachloroethene (ug/L)	5 / 0.5	J ^(0.056)	<0.13	<0.13	<0.13	<0.13	<0.13	<0.075	<0.40	<0.40	<0.29	<0.40
trans-1,2-Dichloroethene (ug/L)	100 / 20	<0.040	<0.11	<0.11	<0.11	<0.11	<0.11	<0.059	<0.50	<0.60	<0.40	<0.50
1,1,1-Trichloroethane (ug/L)	200 / 40	0.32	0.36	<0.19	<0.19	<0.19	<0.19	<0.065	<0.50	<0.60	<0.50	<0.60
1,1-Dichloroethene (ug/L)	7 / 0.7	<0.050	<0.10	<0.10	<0.10	<0.10	<0.10	<0.061	<0.30	<0.50	<0.30	<0.40
1,2-Dichloroethane (ug/L)	5 / 0.5	<0.23	<0.27	<0.27	<0.27	<0.27	<0.27	<0.054	<0.40	<0.50	<0.50	<0.30
1,1,2-Trichloroethane (ug/L)	5 / 0.5	<0.030	<0.18	<0.18	<0.18	<0.18	<0.18	<0.052	<0.40	<0.40	<0.50	<0.50
Trichloroethene (ug/L)	5 / 0.5	1.2	1.7	1.0	1.3	1.3	<0.14	0.74	0.93	0.62	0.90	0.87
1,1-Dichloroethane (ug/L)	850 / 85	<0.10	<0.26	<0.26	<0.26	<0.26	<0.26	<0.057	<0.50	<0.50	<0.40	<0.40
cis-1,2-Dichloroethene (ug/L)	70 / 7	<0.080	<0.12	<0.12	<0.12	<0.12	<0.12	<0.055	<0.25	<0.60	<0.40	<0.40
Trichlorofluoromethane (ug/L)	3490 / 698	J ^(0.16)	<0.51	<0.51	<0.51	<0.51	<0.51	<0.060	<0.50	<0.50	<0.70	<0.40
Chloroethane (ug/L)	400 / 80	<0.050	<0.24	<0.24	<0.24	<0.24	<0.24	<0.074	<0.50	<0.70	<0.60	<0.40
Vinyl chloride (ug/L)	0.2 / 0.02	<0.070	<0.11	<0.11	<0.11	<0.11	<0.11	<0.065	<0.12	<0.12	<0.15	<0.15
Chloromethane (ug/L)	30 / 3	B J ^(0.25)	<0.090	<0.090	<0.090	<0.090	<0.090	<0.074	<0.30	<0.24	J ^(0.59)	<0.30
Methylene chloride (ug/L)	5 / 0.5	<0.27	<0.45	<0.45	<0.45	<0.45	<0.45	<0.44	<0.50	<0.40	<1.0	<0.50
p/m Xylene (ug/L)	Total Xylenes	<0.30	<0.31	<0.31	<0.31	<0.31	<0.31	<0.13	<0.70	<1.0	<0.90	<0.50
o-Xylene (ug/L)	2000 / 400	<0.22	<0.35	<0.35	<0.35	<0.35	<0.35	<0.062	<0.30	<0.40	<0.60	<0.50
Toluene (ug/L)	800 / 160	<0.16	<0.16	<0.16	<0.16	<0.16	<0.16	<0.069	<0.40	<0.40	<0.40	<0.20

		427 Green Mill Ln. (cont.)				
ES / PAL		Apr-09	Mar-10	Mar-11	Jun-13	Jul-14
Dichlorodifluoromethane (ug/L)	1000 / 200	<1.0	<0.50	<0.30	<0.40	<0.50
Tetrachloroethene (ug/L)	5 / 0.5	<1.0	<0.50	<0.15	<0.29	<0.16
trans-1,2-Dichloroethene (ug/L)	100 / 20	<1.0	<0.50	<0.11	<0.24	<0.23
1,1,1-Trichloroethane (ug/L)	200 / 40	<1.0	<0.50	<0.090	<0.50	<0.26
1,1-Dichloroethene (ug/L)	7 / 0.7	<1.0	<0.50	<0.20	<0.24	<0.20
1,2-Dichloroethane (ug/L)	5 / 0.5	<1.0	<0.50	<0.080	<0.22	<0.13
1,1,2-Trichloroethane (ug/L)	5 / 0.5	<1.0	<0.50	<0.11	<0.16	<0.13
Trichloroethene (ug/L)	5 / 0.5	J ^(0.86)	J ^(0.76)	J ^(0.69)	0.58	0.63
1,1-Dichloroethane (ug/L)	850 / 85	<1.0	<0.50	<0.080	<0.50	<0.16
cis-1,2-Dichloroethene (ug/L)	70 / 7	<1.0	<0.50	<0.23	<0.23	<0.13
Trichlorofluoromethane (ug/L)	3490 / 698	<1.0	<0.50	<0.14	<0.13	<0.22
Chloroethane (ug/L)	400 / 80	<1.0	<0.50	<0.32	<0.50	<0.24
Vinyl chloride (ug/L)	0.2 / 0.02	<0.40	<0.20	<0.11	<0.14	<0.20
Chloromethane (ug/L)	30 / 3	<4.0	<2.0	<0.36	<2.0	<0.34
Methylene chloride (ug/L)	5 / 0.5	<4.0	<2.0	<2.0	<2.0	<2.0
p/m Xylene (ug/L)	Total Xylenes	<2.0	<1.0	<0.15	<0.48	<0.31
o-Xylene (ug/L)	2000 / 400	<1.0	<0.50	<0.10	<0.24	<0.094
Toluene (ug/L)	800 / 160	<1.0	<0.50	<0.11	<0.23	<0.11

J- Result is less than the LOQ but greater than the LOD.
 B- Parameter was detected in the method blank.
 LOD- Limit of Detection
 †- May be associated with chlorination of well.

LOQ-Limit of Quantification
 †-Quantification was performed on a dilution of the sample.
 ug/L- Micrograms per Liter (parts per billion).
 † - Indicates Detection.

*- Inorganic water quality data available.
 ND- No Detect.
 P/NP- Present/Not Present
 NA- Not Analyzed

- Analytical data obtained from the WDNR Special Well Construction Area Data Base, Town of Hudson, Wisconsin.

TABLE 1 (cont.)

ES / PAL	434 Green Mill Ln.											
	Nov-85	Nov-90	Apr-97	Jan-99	Dec-99	Nov-00	Mar-02	Jan-03	May-04	Sep-07	Aug-09	
Dichlorodifluoromethane (ug/L)	1000 / 200			<0.14	<0.14	<0.14	<0.14	<0.14	<0.14	<0.063	<0.40	<1.0
Tetrachloroethene (ug/L)	5 / 0.5	2.6		<0.13	<0.13	<0.13	<0.13	<0.13	J ^(0.23)	J ^(0.14)	<0.40	<1.0
trans-1,2-Dichloroethene (ug/L)	100 / 20			<0.11	<0.11	<0.11	<0.11	<0.11	<0.11	<0.059	<0.50	<1.0
1,1,1-Trichloroethane (ug/L)	200 / 40	55	28	1.7	1.1	0.90	0.84	0.65	0.61	J ^(0.41)	J ^(0.88)	1.6
1,1-Dichloroethene (ug/L)	7 / 0.7	3.9	1.9	0.23	<0.10	<0.10	<0.10	J ^(0.16)	0.20	<0.057	<0.40	<1.0
1,2-Dichloroethane (ug/L)	5 / 0.5			<0.27	<0.27	<0.27	<0.27	<0.27	<0.27	<0.054	<0.30	<1.0
1,1,2-Trichloroethane (ug/L)	5 / 0.5			<0.18	<0.18	<0.18	<0.18	<0.18	<0.18	<0.052	<0.50	<1.0
Trichloroethene (ug/L)	5 / 0.5	38	23	4.7	2.9	3.3	3.0	2.6	1.9	1.9	1.6	2.7
1,1-Dichloroethane (ug/L)	850 / 85	ND	1.7	<0.26	<0.26	<0.26	<0.26	<0.26	<0.26	<0.057	<0.40	<1.0
cis-1,2-Dichloroethene (ug/L)	70 / 7			<0.12	<0.12	<0.12	<0.12	<0.12	<0.12	<0.055	<0.40	<1.0
Trichlorofluoromethane (ug/L)	3490 / 698	ND		<0.51	<0.51	<0.51	<0.51	<0.51	<0.51	<0.060	<0.40	<1.0
Chloroethane (ug/L)	400 / 80			<0.24	<0.24	<0.24	<0.24	<0.24	<0.24	<0.074	<0.40	<1.0
Vinyl chloride (ug/L)	0.2 / 0.02			<0.11	<0.11	<0.11	<0.11	<0.11	<0.11	<0.065	<0.15	<0.40
Chloromethane (ug/L)	30 / 3			<0.090	<0.090	<0.090	<0.090	<0.090	<0.090	<0.074	1.3	<4.0
Methylene chloride (ug/L)	5 / 0.5			<0.45	<0.45	<0.45	<0.45	<0.45	<0.45	<0.44	<0.50	<4.0
p/m Xylene (ug/L)	Total Xylenes			<0.31	<0.31	<0.31	<0.31	<0.31	<0.31	<0.13	<0.50	<2.0
o-Xylene (ug/L)	2000 / 400			<0.35	<0.35	<0.35	<0.35	<0.35	<0.35	<0.062	<0.50	<1.0
Toluene (ug/L)	800 / 160			<0.16	<0.16	<0.16	<0.16	<0.16	<0.16	<0.069	<0.20	<1.0

ES / PAL	434 Green Mill Ln. (cont.)											
	Mar-11	Nov-12	Jul-13	Jun-14	Dec-14	Jul-15	Dec-16	Jul-17	Dec-17	Jun-18	Nov-18	
Dichlorodifluoromethane (ug/L)	1000 / 200	<0.30	<0.20	<0.40	<0.50	<0.50	<0.49	<0.23	<0.23	<0.31	<0.23	<0.23
Tetrachloroethene (ug/L)	5 / 0.5	<0.15	<0.13	<0.29	<0.16	<0.16	<0.19	<0.25	<0.25	<0.16	<0.17	<0.17
trans-1,2-Dichloroethene (ug/L)	100 / 20	<0.11	<0.15	<0.24	<0.23	<0.23	<0.21	<0.16	<0.16	<0.21	<0.12	<0.24
1,1,1-Trichloroethane (ug/L)	200 / 40	J ^(0.56)	J ^(0.27)	<0.50	J ^(0.33)	J ^(0.42)	<0.20	<0.17	<0.17	<0.15	<0.14	<0.14
1,1-Dichloroethene (ug/L)	7 / 0.7	<0.20	<0.19	<0.24	<0.20	<0.20	<0.22	<0.28	<0.28	<0.18	<0.16	<0.16
1,2-Dichloroethane (ug/L)	5 / 0.5	<0.080	<0.37	<0.22	<0.13	<0.13	<0.17	<0.17	<0.17	<0.32	<0.22	<0.22
1,1,2-Trichloroethane (ug/L)	5 / 0.5	<0.11	<0.15	<0.16	<0.13	<0.13	<0.24	<0.15	<0.15	<0.22	<0.18	<0.18
Trichloroethene (ug/L)	5 / 0.5	1.9	1.6	1.3	1.7	1.1	1.1	0.68	0.62	0.70	0.82	0.54
1,1-Dichloroethane (ug/L)	850 / 85	<0.080	<0.11	<0.50	<0.13	<0.16	<0.22	<0.17	<0.17	<0.14	<0.17	<0.17
cis-1,2-Dichloroethene (ug/L)	70 / 7	<0.23	<0.085	<0.23	<0.13	<0.13	<0.25	<0.12	<0.12	<0.20	<0.15	<0.15
Trichlorofluoromethane (ug/L)	3490 / 698	<0.14	<0.13	<0.13	<0.22	<0.22	<0.18	<0.33	<0.33	<0.13	<0.23	<0.23
Chloroethane (ug/L)	400 / 80	<0.32	<0.22	<0.50	<0.24	<0.24	<0.34	<0.34	<0.34	<0.44	<0.49	<0.49
Vinyl chloride (ug/L)	0.2 / 0.02	<0.11	<0.16	<0.14	<0.20	<0.20	<0.15	<0.069	<0.069	<0.0096	<0.092	<0.092
Chloromethane (ug/L)	30 / 3	<0.36	<0.41	<2.0	<0.34	<0.34	<0.64	1.0	<0.25	<1.1	<0.16	<0.16
Methylene chloride (ug/L)	5 / 0.5	<2.0	<2.0	<2.0	<2.0	<2.0	<0.56	<0.29	<0.29	<1.2	<0.98	<0.98
p/m Xylene (ug/L)	Total Xylenes	<0.15	<0.22	<0.48	<0.31	<0.31	<0.41	<0.11	<0.11	<0.24	<0.31	<0.31
o-Xylene (ug/L)	2000 / 400	<0.10	<0.10	<0.24	<0.094	<0.094	<0.19	<0.20	<0.20	<0.17	<0.16	<0.16
Toluene (ug/L)	800 / 160	<0.11	<0.077	<0.23	<0.11	<0.11	<0.13	<0.14	<0.14	<0.17	<0.083	<0.083

J- Result is less than the LOQ but greater than the LOD.

B- Parameter was detected in the method blank.

LOD- Limit of Detection

²- May be associated with chlorination of well.

LOQ-Limit of Quantification

[□]-Quantification was performed on a dilution of the sample.

ug/L- Micrograms per Liter (parts per billion).

 - Indicates Detection.

*- Inorganic water quality data available.

ND- No Detect.

P/NP- Present/Not Present

NA- Not Analyzed

 - Analytical data obtained from the WDNR Special Well Construction Area Data Base, Town of Hudson, Wisconsin.

TABLE 1 (cont.)

	ES / PAL	441 Green Mill Ln.										
		Feb-88	Dec-95	Jan-98	Dec-99	Jan-01	May-02	Apr-04	May-05	Apr-06	Aug-07	Jul-08
Dichlorodifluoromethane (ug/L)	1000 / 200		<0.080	<0.14	<0.14	<0.14	<0.14	<0.40	<0.60	<0.60	<0.40	<0.40
Tetrachloroethene (ug/L)	5 / 0.5	ND	<0.050	<0.13	<0.13	<0.13	<0.13	<0.40	<0.40	<0.40	<0.40	<0.40
trans-1,2-Dichloroethene (ug/L)	100 / 20		<0.040	<0.11	<0.11	<0.11	<0.11	<0.50	<0.60	<0.60	<0.50	<0.50
1,1,1-Trichloroethane (ug/L)	200 / 40	ND	<0.050	<0.19	<0.19	<0.19	0.47	<0.50	<0.60	<0.60	<0.60	<0.60
1,1-Dichloroethene (ug/L)	7 / 0.7	ND	<0.050	<0.10	<0.10	<0.10	<0.10	<0.30	<0.50	<0.50	<0.40	<0.40
1,2-Dichloroethane (ug/L)	5 / 0.5		<0.23	<0.27	<0.27	<0.27	<0.27	<0.40	<0.50	<0.50	<0.30	<0.30
1,1,2-Trichloroethane (ug/L)	5 / 0.5		<0.030	<0.18	<0.18	<0.18	<0.18	<0.40	<0.40	<0.40	<0.50	<0.50
Trichloroethene (ug/L)	5 / 0.5	1.3	0.83	0.36	0.45	0.43	0.78	0.47	<0.15	J ^(0.29)	J ^(0.32)	<0.15
1,1-Dichloroethane (ug/L)	850 / 85	ND	<0.10	<0.26	<0.26	<0.26	<0.26	<0.50	<0.50	<0.50	<0.40	<0.40
cis-1,2-Dichloroethene (ug/L)	70 / 7		<0.080	<0.12	<0.12	<0.12	<0.12	<0.25	<0.60	<0.60	<0.40	<0.40
Trichlorofluoromethane (ug/L)	3490 / 698	ND	<0.080	<0.51	<0.51	<0.51	0.55	<0.50	<0.50	<0.50	<0.40	<0.40
Chloroethane (ug/L)	400 / 80		<0.050	<0.24	<0.24	<0.24	<0.24	<0.50	<0.70	<0.70	<0.40	<0.40
Vinyl chloride (ug/L)	0.2 / 0.02		<0.070	<0.11	<0.11	<0.11	<0.11	<0.12	<0.12	<0.12	<0.12	<0.15
Chloromethane (ug/L)	30 / 3		<0.050	<0.090	<0.090	<0.090	<0.090	<0.30	J ^(0.30)	<0.24	<0.30	J ^(0.40)
Methylene chloride (ug/L)	5 / 0.5		<0.27	<0.45	<0.45	<0.45	<0.45	<0.50	<0.40	<0.40	<0.50	<0.50
p/m Xylene (ug/L)	Total Xylenes		<0.30	<0.31	<0.31	<0.31	<0.31	<0.70	<1.0	<1.0	<0.50	<0.50
o-Xylene (ug/L)	2000 / 400		<0.22	<0.35	<0.35	<0.35	<0.35	<0.30	<0.40	<0.40	<0.50	<0.50
Toluene (ug/L)	800 / 160		<0.22	<0.16	<0.16	<0.16	<0.16	<0.40	<0.40	<0.40	<0.20	<0.20

	ES / PAL	441 Green Mill Ln. (cont.)		
		Mar-11	Jun-13	Jun-14
Dichlorodifluoromethane (ug/L)	1000 / 200	<0.30	<0.40	<0.50
Tetrachloroethene (ug/L)	5 / 0.5	<0.15	<0.29	<0.16
trans-1,2-Dichloroethene (ug/L)	100 / 20	<0.11	<0.24	<0.23
1,1,1-Trichloroethane (ug/L)	200 / 40	<0.090	<0.50	<0.26
1,1-Dichloroethene (ug/L)	7 / 0.7	<0.20	<0.24	<0.20
1,2-Dichloroethane (ug/L)	5 / 0.5	<0.080	<0.22	<0.13
1,1,2-Trichloroethane (ug/L)	5 / 0.5	<0.11	<0.16	<0.13
Trichloroethene (ug/L)	5 / 0.5	<0.14	J ^(0.28)	0.67
1,1-Dichloroethane (ug/L)	850 / 85	<0.080	<0.50	<0.16
cis-1,2-Dichloroethene (ug/L)	70 / 7	<0.23	<0.23	<0.13
Trichlorofluoromethane (ug/L)	3490 / 698	<0.14	<0.13	<0.22
Chloroethane (ug/L)	400 / 80	<0.32	<0.50	<0.24
Vinyl chloride (ug/L)	0.2 / 0.02	<0.11	<0.14	<0.20
Chloromethane (ug/L)	30 / 3	<0.36	<2.0	<0.34
Methylene chloride (ug/L)	5 / 0.5	<2.0	<2.0	<2.0
p/m Xylene (ug/L)	Total Xylenes	<0.15	<0.48	<0.31
o-Xylene (ug/L)	2000 / 400	<0.10	<0.24	<0.094
Toluene (ug/L)	800 / 160	<0.11	<0.23	<0.11

J- Result is less than the LOQ but greater than the LOD.

B- Parameter was detected in the method blank.

LOD- Limit of Detection

² - May be associated with chlorination of well.

LOQ-Limit of Quantification

[□] -Quantification was performed on a dilution of the sample.

ug/L- Micrograms per Liter (parts per billion).

J - Indicates Detection.

*- Inorganic water quality data available.

ND- No Detect.

P/NP- Present/Not Present

NA- Not Analyzed

- Analytical data obtained from the WDNR Special Well Construction Area Data Base, Town of Hudson, Wisconsin.

TABLE 1 (cont.)

	ES / PAL	445 Green Mill Ln.										
		Mar-86	May-92	Jun-97	Dec-98	Sep-99	Mar-01	Mar-02	Feb-03	Mar-04	Feb-05	Feb-06
Dichlorodifluoromethane (ug/L)	1000 / 200			<0.14	<0.14	<0.14	J ^(0.39)	<0.14	<0.14	<0.93	4.3	<0.60
Tetrachloroethene (ug/L)	5 / 0.5	ND		<0.13	<0.13	<0.13	<0.13	<0.13	<0.13	<0.18	<0.40	<0.40
trans-1,2-Dichloroethene (ug/L)	100 / 20			<0.11	<0.11	<0.11	<0.11	<0.11	<0.11	<0.11	<0.60	<0.60
1,1,1-Trichloroethane (ug/L)	200 / 40	2.4	2.1	<0.19	<0.19	<0.19	<0.19	<0.19	<0.19	<0.086	<0.60	<0.60
1,1-Dichloroethene (ug/L)	7 / 0.7	ND		<0.10	<0.10	<0.10	<0.10	<0.10	<0.10	<0.14	<0.50	<0.50
1,2-Dichloroethane (ug/L)	5 / 0.5			<0.27	<0.27	<0.27	<0.27	<0.27	<0.27	<0.053	<0.50	<0.50
1,1,2-Trichloroethane (ug/L)	5 / 0.5			<0.18	<0.18	<0.18	<0.18	<0.18	<0.18	<0.12	<0.40	<0.40
Trichloroethene (ug/L)	5 / 0.5	1.4	1.7	<0.14	<0.14	0.44	0.54	0.43	<0.14	<0.094	J ^(0.42)	J ^(0.40)
1,1-Dichloroethane (ug/L)	850 / 85	ND		<0.26	<0.26	<0.26	<0.26	<0.26	<0.26	<0.063	<0.50	<0.50
cis-1,2-Dichloroethene (ug/L)	70 / 7			<0.12	<0.12	<0.12	<0.12	<0.12	<0.12	<0.039	<0.60	<0.60
Trichlorofluoromethane (ug/L)	3490 / 698	ND		<0.51	<0.51	<0.51	<0.51	<0.51	<0.51	<0.11	<0.50	<0.50
Chloroethane (ug/L)	400 / 80			<0.24	<0.24	<0.24	<0.24	<0.24	<0.24	<0.11	<0.70	<0.70
Vinyl chloride (ug/L)	0.2 / 0.02			<0.11	<0.11	<0.11	<0.11	<0.11	<0.11	<0.13	<0.12	<0.12
Chloromethane (ug/L)	30 / 3			<0.090	<0.090	J ^(0.72)	<0.090	<0.090	<0.090	<0.15	J ^(0.29)	<0.24
Methylene chloride (ug/L)	5 / 0.5			<0.45	<0.45	<0.45	<0.45	<0.45	<0.45	<1.3	<0.40	<0.40
p/m Xylene (ug/L)	Total Xylenes			<0.31	<0.31	<0.31	<0.31	<0.31	<0.31	<0.12	<1.0	<1.0
o-Xylene (ug/L)	2000 / 400			<0.35	<0.35	<0.35	<0.35	<0.35	<0.35	<0.14	<0.40	<0.40
Toluene (ug/L)	800 / 160			<0.16	<0.16	<0.16	<0.16	<0.16	<0.16	<0.075	<0.40	<0.40

	ES / PAL	445 Green Mill Ln.(cont.)					
		Jul-07	Jul-08	Dec-09	Mar-11	Jul-13	Dec-15
Dichlorodifluoromethane (ug/L)	1000 / 200	<0.40	<0.40	<1.0	<0.29	<0.40	<0.49
Tetrachloroethene (ug/L)	5 / 0.5	<0.40	<0.40	<1.0	<0.15	<0.29	<0.19
trans-1,2-Dichloroethene (ug/L)	100 / 20	<0.50	<0.50	<1.0	<0.11	<0.24	<0.21
1,1,1-Trichloroethane (ug/L)	200 / 40	<0.60	<0.60	<1.0	<0.090	<0.50	<0.20
1,1-Dichloroethene (ug/L)	7 / 0.7	<0.40	<0.40	<1.0	<0.20	<0.24	<0.22
1,2-Dichloroethane (ug/L)	5 / 0.5	<0.30	<0.30	<1.0	<0.80	<0.22	<0.17
1,1,2-Trichloroethane (ug/L)	5 / 0.5	<0.50	<0.50	<1.0	<0.11	<0.16	<0.24
Trichloroethene (ug/L)	5 / 0.5	J ^(0.35)	J ^(0.43)	J ^(0.35)	<0.14	J ^(0.33)	J ^(0.18)
1,1-Dichloroethane (ug/L)	850 / 85	<0.40	<0.40	<1.0	<0.080	<0.50	<0.22
cis-1,2-Dichloroethene (ug/L)	70 / 7	<0.40	<0.40	<1.0	<0.23	<0.23	<0.25
Trichlorofluoromethane (ug/L)	3490 / 698	<0.40	<0.40	<1.0	<0.14	<0.13	<0.18
Chloroethane (ug/L)	400 / 80	<0.40	<0.40	<1.0	<0.32	<0.50	<0.34
Vinyl chloride (ug/L)	0.2 / 0.02	<0.15	<0.15	<0.40	<0.11	<0.14	<0.15
Chloromethane (ug/L)	30 / 3	<0.30	<0.30	<4.0	<0.36	<2.0	<0.64
Methylene chloride (ug/L)	5 / 0.5	<0.50	<0.50	<4.0	<2.0	<2.0	<0.56
p/m Xylene (ug/L)	Total Xylenes	<0.50	<0.50	<2.0	<0.15	<0.48	<0.41
o-Xylene (ug/L)	2000 / 400	<0.50	<0.50	<1.0	<0.10	<0.24	<0.19
Toluene (ug/L)	800 / 160	<0.20	<0.20	<1.0	<0.11	<0.23	<0.13

J- Result is less than the LOQ but greater than the LOD.

B- Parameter was detected in the method blank.

LOD- Limit of Detection

²- May be associated with chlorination of well.

LOQ-Limit of Quantification

^D-Quantification was performed on a dilution of the sample.

ug/L- Micrograms per Liter (parts per billion).

- Indicates Detection.

*- Inorganic water quality data available.

ND- No Detect.

P/NP- Present/Not Present

NA- Not Analyzed

- Analytical data obtained from the WDNR Special Well Construction Area Data Base, Town of Hudson, Wisconsin.

TABLE 1 (cont.)

	ES / PAL	447 Green Mill Ln.*										
		Apr-86	Aug-92	Apr-97	Dec-98	Dec-99	Sep-02	Apr-03	May-04	Apr-05	Mar-06	Apr-07
Dichlorodifluoromethane (ug/L)	1000 / 200			<0.14	<0.14	<0.14	<0.14	<0.14	<0.063	<0.60	<0.60	<0.29
Tetrachloroethene (ug/L)	5 / 0.5	ND		<0.13	<0.13	<0.13	<0.13	<0.13	<0.075	<0.40	<0.40	<0.29
trans-1,2-Dichloroethene (ug/L)	100 / 20			<0.11	<0.11	<0.11	<0.11	<0.11	<0.059	<0.60	<0.60	<0.40
1,1,1-Trichloroethane (ug/L)	200 / 40	3.1		<0.19	<0.19	<0.19	<0.19	<0.19	<0.065	<0.60	<0.60	<0.50
1,1-Dichloroethene (ug/L)	7 / 0.7	ND		<0.10	<0.10	<0.10	<0.10	<0.10	<0.061	<0.50	<0.50	<0.30
1,2-Dichloroethane (ug/L)	5 / 0.5			<0.27	<0.27	<0.27	<0.27	<0.27	<0.054	<0.50	<0.50	<0.50
1,1,2-Trichloroethane (ug/L)	5 / 0.5			<0.18	<0.18	<0.18	<0.18	<0.18	<0.052	<0.40	<0.40	<0.50
Trichloroethene (ug/L)	5 / 0.5	ND	2.5	1.0	0.73	0.50	J ^(0.19)	0.41	J ^(0.46)	<0.15	J ^(0.34)	J ^(0.24)
1,1-Dichloroethane (ug/L)	850 / 85	ND		<0.26	<0.26	<0.26	<0.26	<0.26	<0.057	<0.50	<0.50	<0.40
cis-1,2-Dichloroethene (ug/L)	70 / 7			<0.12	<0.12	<0.12	<0.12	<0.12	<0.055	<0.60	<0.60	<0.40
Trichlorofluoromethane (ug/L)	3490 / 698	ND		<0.51	<0.51	<0.51	<0.51	<0.51	<0.060	<0.50	<0.50	<0.70
Chloroethane (ug/L)	400 / 80			<0.24	<0.24	<0.24	<0.24	<0.24	<0.074	<0.70	<0.70	<0.60
Vinyl chloride (ug/L)	0.2 / 0.02			<0.11	<0.11	<0.11	<0.11	<0.11	<0.065	<0.12	<0.12	<0.15
Chloromethane (ug/L)	30 / 3			<0.090	<0.090	<0.090	<0.090	J ^(0.13)	<0.074	<0.24	<0.24	<0.30
Methylene chloride (ug/L)	5 / 0.5			<0.45	<0.45	<0.45	<0.45	<0.45	<0.44	<0.40	<0.40	<1.0
p/m Xylene (ug/L)	Total Xylenes			<0.31	<0.31	<0.31	<0.31	<0.31	<0.13	<1.0	<1.0	<0.90
o-Xylene (ug/L)	2000 / 400			<0.35	<0.35	<0.35	<0.35	<0.35	<0.062	<0.40	<0.40	<0.60
Toluene (ug/L)	800 / 160			<0.16	<0.16	<0.16	J ^(0.18)	<0.16	<0.069	<0.40	<0.40	<0.40

	ES / PAL	447 Green Mill Ln. (cont.)					
		Feb-08	Apr-09	Jul-10	Mar-11	Jun-13	Jun-14
Dichlorodifluoromethane (ug/L)	1000 / 200	<0.40	<1.0	<0.30	<0.30	<0.40	<0.50
Tetrachloroethene (ug/L)	5 / 0.5	<0.40	<1.0	<0.15	<0.15	<0.29	<0.16
trans-1,2-Dichloroethene (ug/L)	100 / 20	<0.50	<1.0	<0.11	<0.11	<0.24	<0.23
1,1,1-Trichloroethane (ug/L)	200 / 40	<0.60	<1.0	<0.090	<0.090	<0.50	<0.26
1,1-Dichloroethene (ug/L)	7 / 0.7	<0.40	<1.0	<0.20	<0.20	<0.24	<0.20
1,2-Dichloroethane (ug/L)	5 / 0.5	<0.30	<1.0	<0.080	<0.080	<0.22	<0.13
1,1,2-Trichloroethane (ug/L)	5 / 0.5	<0.50	<1.0	<0.11	<0.11	<0.16	<0.13
Trichloroethene (ug/L)	5 / 0.5	J ^(0.37)	<0.25	<0.14	J ^(0.20)	J ^(0.23)	J ^(0.28)
1,1-Dichloroethane (ug/L)	850 / 85	<0.40	<1.0	<0.080	<0.080	<0.50	<0.16
cis-1,2-Dichloroethene (ug/L)	70 / 7	<0.40	<1.0	<0.23	<0.23	<0.23	<0.13
Trichlorofluoromethane (ug/L)	3490 / 698	<0.40	<1.0	<0.14	<0.14	<0.13	<0.22
Chloroethane (ug/L)	400 / 80	<0.40	<1.0	<0.32	<0.32	<0.50	<0.24
Vinyl chloride (ug/L)	0.2 / 0.02	<0.15	<0.40	<0.11	<0.11	<0.14	<0.20
Chloromethane (ug/L)	30 / 3	<0.30	<1.0	<0.36	<0.36	<2.0	<0.34
Methylene chloride (ug/L)	5 / 0.5	<0.50	<4.0	<2.0	<2.0	<2.0	<2.0
p/m Xylene (ug/L)	Total Xylenes	<0.50	<2.0	<0.15	<0.15	<0.48	<0.31
o-Xylene (ug/L)	2000 / 400	<0.50	<1.0	<0.10	<0.10	<0.24	<0.094
Toluene (ug/L)	800 / 160	<0.20	<1.0	<0.11	<0.11	<0.23	<0.11

J- Result is less than the LOQ but greater than the LOD.

B- Parameter was detected in the method blank.

LOD- Limit of Detection

²- May be associated with chlorination of well.

LOQ-Limit of Quantification

^D-Quantification was performed on a dilution of the sample.

ug/L- Micrograms per Liter (parts per billion).

 - Indicates Detection.

*- Inorganic water quality data available.

ND- No Detect.

P/NP- Present/Not Present

NA- Not Analyzed

 - Analytical data obtained from the WDNR Special Well Construction Area Data Base, Town of Hudson, Wisconsin.

TABLE 1 (cont.)

ES / PAL	451 Green Mill Ln.											
	Mar-86	Jul-90	May-92	Jan-99	Jan-00	Dec-00	Mar-02	Feb-03	Apr-04	May-05	Jul-06	
Dichlorodifluoromethane (ug/L)	1000 / 200			<0.14	J ^(0.17)	<0.14	J ^(0.17)	<0.14	<0.40	<0.60	<0.29	
Tetrachloroethene (ug/L)	5 / 0.5			<0.13	<0.13	<0.13	<0.13	<0.13	<0.40	<0.40	<0.29	
trans-1,2-Dichloroethene (ug/L)	100 / 20			<0.11	<0.11	<0.11	<0.11	<0.11	<0.50	<0.60	<0.40	
1,1,1-Trichloroethane (ug/L)	200 / 40	3.2	2.9	<0.19	<0.19	<0.19	<0.19	<0.19	<0.50	<0.60	<0.50	
1,1-Dichloroethene (ug/L)	7 / 0.7		0.3	<0.10	<0.10	<0.10	<0.10	<0.10	<0.30	<0.50	<0.30	
1,2-Dichloroethane (ug/L)	5 / 0.5			<0.27	<0.27	<0.27	<0.27	<0.27	<0.40	<0.50	<0.50	
1,1,2-Trichloroethane (ug/L)	5 / 0.5			<0.18	<0.18	<0.18	<0.18	<0.18	<0.40	<0.40	<0.50	
Trichloroethene (ug/L)	5 / 0.5	2.3	2.7	2.4	0.49	0.50	0.55	0.56	0.45	0.55	J ^(0.49)	J ^(0.44)
1,1-Dichloroethane (ug/L)	850 / 85			<0.26	<0.26	<0.26	<0.26	<0.26	<0.50	<0.50	<0.40	
cis-1,2-Dichloroethene (ug/L)	70 / 7			<0.12	<0.12	<0.12	<0.12	<0.12	<0.25	<0.60	<0.40	
Trichlorofluoromethane (ug/L)	3490 / 698			<0.51	<0.51	<0.51	<0.51	<0.51	<0.50	<0.50	<0.70	
Chloroethane (ug/L)	400 / 80			<0.24	<0.24	<0.24	<0.24	<0.24	<0.50	<0.70	<0.60	
Vinyl chloride (ug/L)	0.2 / 0.02			<0.11	<0.11	<0.11	<0.11	<0.11	<0.12	<0.12	<0.15	
Chloromethane (ug/L)	30 / 3			<0.090	<0.090	<0.090	<0.090	<0.090	<0.30	<0.24	<0.30	
Methylene chloride (ug/L)	5 / 0.5			<0.45	<0.45	<0.45	<0.45	<0.45	<0.50	<0.40	<1.0	
p/m Xylene (ug/L)	Total Xylenes			<0.31	<0.31	<0.31	<0.31	<0.31	<0.70	<1.0	<0.90	
o-Xylene (ug/L)	2000 / 400			<0.35	<0.35	<0.35	<0.35	<0.35	<0.30	<0.40	<0.60	
Toluene (ug/L)	800 / 160			<0.16	<0.16	<0.16	<0.16	<0.16	<0.40	<0.40	<0.40	

ES / PAL	451 Green Mill Ln. (cont.)					
	Jul-07	Jun-09	Mar-11	Jun-13	Jul-14	
Dichlorodifluoromethane (ug/L)	1000 / 200	<0.40	<1.0	<0.29	<0.40	<0.50
Tetrachloroethene (ug/L)	5 / 0.5	<0.40	<1.0	<0.15	<0.29	<0.16
trans-1,2-Dichloroethene (ug/L)	100 / 20	<0.30	<1.0	<0.11	<0.24	<0.23
1,1,1-Trichloroethane (ug/L)	200 / 40	<0.60	<1.0	<0.090	<0.50	<0.26
1,1-Dichloroethene (ug/L)	7 / 0.7	<0.40	<1.0	<0.20	<0.24	<0.20
1,2-Dichloroethane (ug/L)	5 / 0.5	<0.30	<1.0	<0.080	<0.22	<0.13
1,1,2-Trichloroethane (ug/L)	5 / 0.5	<0.50	<1.0	<0.11	<0.26	<0.13
Trichloroethene (ug/L)	5 / 0.5	J ^(0.47)	J ^(0.67)	J ^(0.41)	J ^(0.34)	J ^(0.37)
1,1-Dichloroethane (ug/L)	850 / 85	<0.40	<1.0	<0.080	<0.50	<0.16
cis-1,2-Dichloroethene (ug/L)	70 / 7	<0.40	<1.0	<0.23	<0.23	<0.13
Trichlorofluoromethane (ug/L)	3490 / 698	<0.40	<1.0	<0.14	<0.13	<0.22
Chloroethane (ug/L)	400 / 80	<0.40	<1.0	<0.32	<0.50	<0.24
Vinyl chloride (ug/L)	0.2 / 0.02	<0.15	<0.40	<0.11	<0.14	<0.20
Chloromethane (ug/L)	30 / 3	<0.30	<4.0	<0.36	<2.0	<0.34
Methylene chloride (ug/L)	5 / 0.5	<0.50	<4.0	<2.0	<2.0	<2.0
p/m Xylene (ug/L)	Total Xylenes	<0.50	<2.0	<0.15	<0.48	<0.31
o-Xylene (ug/L)	2000 / 400	<0.50	<1.0	<0.10	<0.24	<0.094
Toluene (ug/L)	800 / 160	<0.20	<1.0	<0.11	<0.23	<0.11

J- Result is less than the LOQ but greater than the LOD.

B- Parameter was detected in the method blank.

LOD- Limit of Detection

²- May be associated with chlorination of well.

LOQ-Limit of Quantification

□ -Quantification was performed on a dilution of the sample.

ug/L- Micrograms per Liter (parts per billion).

- Indicates Detection.

*- Inorganic water quality data available.

ND- No Detect.

P/NP- Present/Not Present

NA- Not Analyzed

- Analytical data obtained from the WDNR Special Well Construction Area Data Base, Town of Hudson, Wisconsin.

TABLE 1 (cont.)

		452 Green Mill Ln.										
ES / PAL	Aug-88	Dec-95	Mar-98	Jan-00	Jan-01	Jun-02	May-03	Jul-04	Jun-05	Dec-05	Nov-12	
Dichlorodifluoromethane (ug/L)	1000 / 200	<0.080	<0.14	J ^(0.28)	<0.14	<0.14	<0.14	J ^(0.31)	J ^(0.39)	<0.60	<0.60	<0.20
Tetrachloroethene (ug/L)	5 / 0.5	<0.050	<0.13	<0.13	<0.13	<0.13	<0.13	<0.13	<0.075	<0.40	<0.40	<0.13
trans-1,2-Dichloroethene (ug/L)	100 / 20	<0.040	<0.11	<0.11	<0.11	<0.11	<0.11	<0.11	<0.059	<0.60	<0.60	<0.15
1,1,1-Trichloroethane (ug/L)	200 / 40	1.5	1.0	0.36	<0.19	<0.19	<0.19	J ^(0.24)	J ^(0.20)	<0.60	<0.60	<0.19
1,1-Dichloroethene (ug/L)	7 / 0.7	<0.050	<0.10	<0.10	<0.10	<0.10	<0.10	<0.10	<0.061	<0.50	<0.50	<0.19
1,2-Dichloroethane (ug/L)	5 / 0.5	<0.23	<0.27	<0.27	<0.27	<0.27	<0.27	<0.27	<0.054	<0.50	<0.50	<0.37
1,1,2-Trichloroethane (ug/L)	5 / 0.5	<0.030	<0.18	<0.18	<0.18	<0.18	<0.18	<0.18	<0.052	<0.40	<0.40	<0.15
Trichloroethene (ug/L)	5 / 0.5	2.0	1.1	0.97	1.0	<0.14	0.78	0.69	0.60	0.70	J ^(0.73)	
1,1-Dichloroethane (ug/L)	850 / 85	<0.10	<0.26	<0.26	<0.26	<0.26	<0.26	<0.26	<0.057	<0.50	<0.50	<0.11
cis-1,2-Dichloroethene (ug/L)	70 / 7	<0.080	<0.12	<0.12	<0.12	<0.12	<0.12	<0.12	<0.055	<0.60	<0.60	<0.085
Trichlorofluoromethane (ug/L)	3490 / 698	<0.080	<0.51	<0.51	<0.51	<0.51	<0.51	<0.51	<0.060	<0.50	<0.50	<0.13
Chloroethane (ug/L)	400 / 80	<0.050	<0.24	<0.24	<0.24	<0.24	<0.24	<0.24	<0.074	<0.70	<0.70	<0.22
Vinyl chloride (ug/L)	0.2 / 0.02	<0.070	<0.11	<0.11	<0.11	<0.11	<0.11	<0.11	<0.065	<0.12	<0.12	<0.16
Chloromethane (ug/L)	30 / 3	<0.050	<0.090	<0.090	<0.090	<0.090	<0.090	<0.090	<0.074	<0.24	<0.24	<0.41
Methylene chloride (ug/L)	5 / 0.5	<0.27	<0.45	<0.45	<0.45	<0.45	<0.45	<0.45	<0.44	<0.40	<0.40	<2.0
p/m Xylene (ug/L)	Total Xylenes	<0.30	<0.31	<0.31	<0.31	<0.31	<0.31	<0.31	<0.13	<1.0	<1.0	<0.22
o-Xylene (ug/L)	2000 / 400	<0.22	<0.35	<0.35	<0.35	<0.35	<0.35	<0.35	<0.062	<0.40	<0.40	<0.10
Toluene (ug/L)	800 / 160	<0.16	<0.16	<0.16	<0.16	<0.16	<0.16	<0.16	<0.069	<0.40	<0.40	<0.077

		455 Green Mill Ln.										
ES / PAL	Mar-86	Mar-90	Oct-97	Apr-00	Dec-00	Apr-02	Dec-02	Apr-04	Dec-04	Dec-05	Apr-07	
Dichlorodifluoromethane (ug/L)	1000 / 200			<0.14	J ^(0.49)	<0.14	<0.14	<0.14	<0.40	6.8	<0.60	<0.29
Tetrachloroethene (ug/L)	5 / 0.5	ND	ND	<0.13	0.55	<0.13	<0.13	<0.13	<0.40	<0.40	<0.40	<0.29
trans-1,2-Dichloroethene (ug/L)	100 / 20			<0.11	<0.11	<0.11	<0.11	<0.11	<0.50	<0.50	<0.60	<0.40
1,1,1-Trichloroethane (ug/L)	200 / 40	3.7	6.4	<0.19	<0.19	<0.19	<0.19	<0.19	<0.50	<0.50	<0.60	<0.50
1,1-Dichloroethene (ug/L)	7 / 0.7	ND	ND	<0.10	<0.10	<0.10	<0.10	<0.10	<0.30	<0.30	<0.50	<0.30
1,2-Dichloroethane (ug/L)	5 / 0.5			<0.27	<0.27	<0.27	<0.27	<0.27	<0.40	<0.40	<0.50	<0.50
1,1,2-Trichloroethane (ug/L)	5 / 0.5			<0.18	<0.18	<0.18	<0.18	<0.18	<0.40	<0.40	<0.40	<0.50
Trichloroethene (ug/L)	5 / 0.5	2.9	4.9	0.90	<0.14	0.54	0.72	J ^(0.26)	0.46	0.62	J ^(0.48)	J ^(0.47)
1,1-Dichloroethane (ug/L)	850 / 85	ND	ND	<0.26	<0.26	<0.26	<0.26	<0.26	<0.50	<0.50	<0.50	<0.40
cis-1,2-Dichloroethene (ug/L)	70 / 7			<0.12	<0.12	<0.12	<0.12	<0.12	<0.25	<0.25	<0.60	<0.40
Trichlorofluoromethane (ug/L)	3490 / 698	ND	1.0	<0.51	<0.51	<0.51	<0.51	<0.51	<0.50	<0.50	<0.50	<0.70
Chloroethane (ug/L)	400 / 80			<0.24	<0.24	<0.24	<0.24	<0.24	<0.50	<0.50	<0.70	<0.60
Vinyl chloride (ug/L)	0.2 / 0.02			<0.11	<0.11	<0.11	<0.11	<0.11	<0.12	<0.12	<0.12	<0.15
Chloromethane (ug/L)	30 / 3			<0.090	J ^(0.19)	<0.090	<0.090	<0.090	<0.30	<0.30	<0.24	<0.30
Methylene chloride (ug/L)	5 / 0.5			<0.45	<0.45	<0.45	<0.45	<0.45	<0.50	<0.50	<0.40	<1.0
p/m Xylene (ug/L)	Total Xylenes			<0.31	<0.31	<0.31	<0.31	<0.31	<0.70	<0.70	<1.0	<0.90
o-Xylene (ug/L)	2000 / 400			<0.35	<0.35	<0.35	<0.35	<0.35	<0.30	<0.30	<0.40	<0.60
Toluene (ug/L)	800 / 160			<0.16	<0.16	<0.16	<0.16	<0.16	<0.40	<0.40	<0.40	<0.40

J- Result is less than the LOQ but greater than the LOD.

B- Parameter was detected in the method blank.

LOD- Limit of Detection

²- May be associated with chlorination of well.

LOQ-Limit of Quantification

^D-Quantification was performed on a dilution of the sample.

ug/L- Micrograms per Liter (parts per billion).

- Indicates Detection.

*- Inorganic water quality data available.

ND- No Detect.

P/NP- Present/Not Present

NA- Not Analyzed

- Analytical data obtained from the WDNR Special Well Construction Area Data Base, Town of Hudson, Wisconsin.

TABLE 1 (cont.)

		455 Green Mill Ln. (cont.)		
ES / PAL		Jun-09	Jun-13	Jun-14
Dichlorodifluoromethane (ug/L)	1000 / 200	<1.0	<0.40	<0.50
Tetrachloroethene (ug/L)	5 / 0.5	<1.0	<0.29	<0.16
trans-1,2-Dichloroethene (ug/L)	100 / 20	<1.0	<0.24	<0.23
1,1,1-Trichloroethane (ug/L)	200 / 40	<1.0	<0.50	<0.26
1,1-Dichloroethene (ug/L)	7 / 0.7	<1.0	<0.24	<0.20
1,2-Dichloroethane (ug/L)	5 / 0.5	<1.0	<0.22	<0.16
1,1,2-Trichloroethane (ug/L)	5 / 0.5	<1.0	<0.16	<0.13
Trichloroethene (ug/L)	5 / 0.5	J ^(0.62)	J ^(0.40)	J ^(0.39)
1,1-Dichloroethane (ug/L)	850 / 85	<1.0	<0.50	<0.16
cis-1,2-Dichloroethene (ug/L)	70 / 7	<1.0	<0.23	<0.13
Trichlorofluoromethane (ug/L)	3490 / 698	<1.0	<0.13	J ^(0.53)
Chloroethane (ug/L)	400 / 80	<1.0	<0.50	<0.24
Vinyl chloride (ug/L)	0.2 / 0.02	<0.40	<0.14	<0.20
Chloromethane (ug/L)	30 / 3	<4.0	<2.0	<0.34
Methylene chloride (ug/L)	5 / 0.5	<4.0	<2.0	<2.0
p/m Xylene (ug/L)	Total Xylenes	<2.0	<0.48	<0.31
o-Xylene (ug/L)	2000 / 400	<1.0	<0.24	<0.094
Toluene (ug/L)	800 / 160	<1.0	<0.23	<11.0

		457 Green Mill Ln.										
ES / PAL		Feb-86	Dec-95	Oct-97	Jan-00	Feb-01	Jan-03	Feb-05	Feb-06	Jun-07	Jun-08	Jun-09
Dichlorodifluoromethane (ug/L)	1000 / 200		<0.080	<0.14	<0.14	J ^(0.24)	<0.14	<0.40	<0.60	<0.40	<0.40	<1.0
Tetrachloroethene (ug/L)	5 / 0.5	ND	<0.050	<0.13	<0.13	<0.13	<0.13	<0.40	<0.40	<0.40	<0.40	<1.0
trans-1,2-Dichloroethene (ug/L)	100 / 20		<0.040	<0.11	<0.11	<0.11	<0.11	<0.50	<0.60	<0.50	<0.50	<1.0
1,1,1-Trichloroethane (ug/L)	200 / 40	14	2.6	0.97	<0.19	<0.19	<0.19	<0.50	<0.60	<0.60	<0.60	<1.0
1,1-Dichloroethene (ug/L)	7 / 0.7	1.0	<0.050	<0.10	<0.10	0.43	<0.10	<0.30	<0.50	<0.40	<0.40	<1.0
1,2-Dichloroethane (ug/L)	5 / 0.5		<0.23	<0.27	<0.27	<0.27	<0.27	<0.40	<0.50	<0.30	<0.30	<1.0
1,1,2-Trichloroethane (ug/L)	5 / 0.5		<0.030	<0.18	<0.18	<0.18	<0.18	<0.40	<0.40	<0.50	<0.50	<1.0
Trichloroethene (ug/L)	5 / 0.5	11	4.0	2.5	1.5	1.3	J ^(0.16)	0.89	0.73	0.69	0.96	J ^(0.79)
1,1-Dichloroethane (ug/L)	850 / 85	ND	<0.10	<0.26	<0.26	0.41	<0.26	<0.50	<0.50	<0.40	<0.40	<1.0
cis-1,2-Dichloroethene (ug/L)	70 / 7		<0.080	<0.12	<0.12	J ^(0.27)	<0.12	<0.25	<0.60	<0.40	<0.40	<1.0
Trichlorofluoromethane (ug/L)	3490 / 698	ND	<0.080	<0.51	<0.51	<0.51	<0.51	<0.50	<0.50	<0.40	<0.40	<1.0
Chloroethane (ug/L)	400 / 80		<0.050	<0.24	<0.24	<0.24	<0.24	<0.50	<0.70	<0.40	<0.40	<1.0
Vinyl chloride (ug/L)	0.2 / 0.02		<0.070	<0.11	<0.11	<0.11	<0.11	<0.12	<0.12	<0.15	<0.15	<0.40
Chloromethane (ug/L)	30 / 3		<0.050	<0.090	<0.090	<0.090	<0.090	<0.30	<0.24	<0.30	<0.30	<4.0
Methylene chloride (ug/L)	5 / 0.5		<0.27	<0.45	<0.45	<0.45	<0.45	<0.50	<0.40	<0.50	<0.50	<4.0
p/m Xylene (ug/L)	Total Xylenes		<0.30	<0.31	<0.31	<0.31	<0.31	<0.70	<1.0	<0.50	<0.50	<2.0
o-Xylene (ug/L)	2000 / 400		<0.22	<0.35	<0.35	<0.35	<0.35	<0.30	<0.40	<0.50	<0.50	<1.0
Toluene (ug/L)	800 / 160		<0.16	<0.16	<0.16	<0.16	<0.16	<0.40	<0.40	<0.20	<0.20	<1.0

J- Result is less than the LOQ but greater than the LOD.

B- Parameter was detected in the method blank.

LOD- Limit of Detection

²- May be associated with chlorination of well.

LOQ-Limit of Quantification

^D-Quantification was performed on a dilution of the sample.

ug/L- Micrograms per Liter (parts per billion).

- Indicates Detection.

*- Inorganic water quality data available.

ND- No Detect.

P/NP- Present/Not Present

NA- Not Analyzed

- Analytical data obtained from the WDNR Special Well Construction Area Data Base, Town of Hudson, Wisconsin.

TABLE 1 (cont.)

ES / PAL	457 Green Mill Ln. (cont.)				
	Jun-10	Mar-11	Dec-12	Jun-13	
Dichlorodifluoromethane (ug/L)	1000 / 200	<0.30	<0.30	<0.20	<0.40
Tetrachloroethene (ug/L)	5 / 0.5	<0.15	<0.15	<0.13	<0.29
trans-1,2-Dichloroethene (ug/L)	100 / 20	<0.11	<0.11	<0.15	<0.24
1,1,1-Trichloroethane (ug/L)	200 / 40	<0.090	<0.090	<0.19	<0.50
1,1-Dichloroethene (ug/L)	7 / 0.7	<0.20	<0.20	<0.19	<0.24
1,2-Dichloroethane (ug/L)	5 / 0.5	<0.080	<0.080	<0.37	<0.22
1,1,2-Trichloroethane (ug/L)	5 / 0.5	<0.11	<0.11	<0.15	<0.16
Trichloroethene (ug/L)	5 / 0.5	J ^(0.78)	J ^(0.64)	J ^(0.53)	0.61
1,1-Dichloroethane (ug/L)	850 / 85	<0.080	<0.080	<0.11	<0.50
cis-1,2-Dichloroethene (ug/L)	70 / 7	<0.23	<0.23	<0.085	<0.23
Trichlorofluoromethane (ug/L)	3490 / 698	<0.14	<0.14	<0.13	<0.13
Chloroethane (ug/L)	400 / 80	<0.32	<0.32	<0.22	<0.50
Vinyl chloride (ug/L)	0.2 / 0.02	<0.11	<0.11	<0.16	<0.14
Chloromethane (ug/L)	30 / 3	<0.36	<0.36	<0.41	<2.0
Methylene chloride (ug/L)	5 / 0.5	<2.0	<2.0	<2.0	<2.0
p/m Xylene (ug/L)	Total Xylenes	<0.15	<0.15	<0.22	<0.48
o-Xylene (ug/L)	2000 / 400	<0.10	<0.10	<0.10	<0.24
Toluene (ug/L)	800 / 160	<0.11	<0.11	<0.077	<0.23

ES / PAL	458 Green Mill Ln.											
	Mar-86	Feb-88	Jul-92	Aug-97	Oct-97	Nov-98	Dec-99	Feb-01	Mar-02	Apr-03	May-04	
Dichlorodifluoromethane (ug/L)	1000 / 200			J ^(0.31)	<0.14	<0.14	<0.14	<0.14	<0.14	J ^(0.14)	<0.14	<0.063
Tetrachloroethene (ug/L)	5 / 0.5	ND	2.3	<0.13	<0.13	<0.13	<0.13	<0.13	<0.13	<0.13	<0.13	J ^(0.16)
trans-1,2-Dichloroethene (ug/L)	100 / 20			<0.11	<0.11	<0.11	<0.11	<0.11	<0.11	<0.11	<0.11	<0.059
1,1,1-Trichloroethane (ug/L)	200 / 40	60	88	21	2.0	1.9	1.2	1.1	0.77	0.87	0.53	0.51
1,1-Dichloroethene (ug/L)	7 / 0.7	5.0	4.8	3.5	<0.10	J ^(0.15)	<0.10	<0.10	0.53	0.21	<0.10	<0.061
1,2-Dichloroethane (ug/L)	5 / 0.5				<0.27	<0.27	<0.27	<0.27	<0.27	<0.27	<0.27	<0.054
1,1,2-Trichloroethane (ug/L)	5 / 0.5				<0.18	<0.18	<0.18	<0.18	<0.18	<0.18	<0.18	<0.052
Trichloroethene (ug/L)	5 / 0.5	52	50.0	19	5.2	4.9	3.9	3.6	3.4	3.0	2.1	2.1
1,1-Dichloroethane (ug/L)	850 / 85		0.6	1.2	<0.26	0.40	<0.26	<0.26	0.42	<0.26	<0.26	<0.057
cis-1,2-Dichloroethene (ug/L)	70 / 7				<0.12	<0.12	<0.12	<0.12	J ^(0.28)	<0.12	<0.12	<0.055
Trichlorofluoromethane (ug/L)	3490 / 698				<0.51	<0.51	<0.51	<0.51	<0.51	<0.51	<0.51	<0.060
Chloroethane (ug/L)	400 / 80				<0.24	<0.24	<0.24	<0.24	<0.24	<0.24	<0.24	<0.074
Vinyl chloride (ug/L)	0.2 / 0.02				<0.11	<0.11	<0.11	<0.11	<0.11	<0.11	<0.11	<0.065
Chloromethane (ug/L)	30 / 3				<0.090	<0.090	<0.090	<0.090	<0.090	<0.090	<0.090	<0.074
Methylene chloride (ug/L)	5 / 0.5				<0.45	<0.45	<0.45	<0.45	<0.45	<0.45	<0.45	<0.44
p/m Xylene (ug/L)	Total Xylenes				<0.31	<0.31	<0.31	<0.31	<0.31	<0.31	<0.31	<0.13
o-Xylene (ug/L)	2000 / 400				<0.35	<0.35	<0.35	<0.35	<0.35	<0.35	<0.35	<0.062
Toluene (ug/L)	800 / 160				<0.16	<0.16	<0.16	<0.16	<0.16	<0.16	<0.16	<0.069

J- Result is less than the LOQ but greater than the LOD.

B- Parameter was detected in the method blank.

LOD- Limit of Detection

²- May be associated with chlorination of well.

LOQ-Limit of Quantification

^D-Quantification was performed on a dilution of the sample.

ug/L- Micrograms per Liter (parts per billion).

²- Indicates Detection.

*- Inorganic water quality data available.

ND- No Detect.

P/NP- Present/Not Present

NA- Not Analyzed

- Analytical data obtained from the WDNR Special Well Construction Area Data Base, Town of Hudson, Wisconsin.

TABLE 1 (cont.)

ES / PAL	458 Green Mill Ln. (cont.)									
	Jun-05	Jul-06	Jun-07	Jul-08	Sep-09	Jun-10	Mar-11	Jul-13	Dec-17	
Dichlorodifluoromethane (ug/L)	1000 / 200	<0.60	<0.29	<0.40	<0.40	<1.0	<0.30	<0.30	<0.20	<0.31
Tetrachloroethene (ug/L)	5 / 0.5	<0.40	<0.29	<0.40	<0.40	<1.0	<0.15	<0.15	<0.29	<0.16
trans-1,2-Dichloroethene (ug/L)	100 / 20	<0.60	<0.40	<0.50	<0.50	<1.0	<0.11	<0.11	<0.24	<0.21
1,1,1-Trichloroethane (ug/L)	200 / 40	<0.60	J ^(0.62)	J ^(1.3)	J ^(1.9)	1.4	J ^(0.81)	J ^(0.55)	<0.50	<0.15
1,1-Dichloroethene (ug/L)	7 / 0.7	<0.50	<0.30	<0.40	<0.40	<1.0	<0.20	<0.20	<0.24	<0.18
1,2-Dichloroethane (ug/L)	5 / 0.5	<0.50	<0.50	<0.30	<0.30	<1.0	<0.080	<0.080	<0.22	<0.32
1,1,2-Trichloroethane (ug/L)	5 / 0.5	<0.40	<0.50	<0.50	<0.50	<1.0	<0.11	<0.11	<0.16	<0.22
Trichloroethene (ug/L)	5 / 0.5	1.6	1.8	1.8	2.5	2.6	2.1	2.0	1.3	0.54
1,1-Dichloroethane (ug/L)	850 / 85	<0.50	<0.40	<0.40	<0.40	<1.0	<0.080	<0.080	<0.50	<0.14
cis-1,2-Dichloroethene (ug/L)	70 / 7	<0.60	<0.40	<0.40	<0.40	<1.0	<0.23	<0.23	<0.23	<0.20
Trichlorofluoromethane (ug/L)	3490 / 698	<0.50	<0.70	<0.40	<0.40	<1.0	<0.14	<0.14	<0.13	<0.13
Chloroethane (ug/L)	400 / 80	<0.70	<0.60	<0.40	<0.40	<1.0	<0.32	<0.32	<0.50	<0.44
Vinyl chloride (ug/L)	0.2 / 0.02	<0.12	<0.15	<0.15	<0.15	<0.40	<0.11	<0.11	<0.14	<0.0096
Chloromethane (ug/L)	30 / 3	<0.24	<0.30	<0.30	<0.30	<4.0	<0.36	<0.36	<2.0	<1.1
Methylene chloride (ug/L)	5 / 0.5	<0.40	<1.0	<0.50	<0.50	<4.0	<2.0	<2.0	<2.0	<1.2
p/m Xylene (ug/L)	Total Xylenes	<1.0	<0.90	<0.50	<0.50	<2.0	<0.15	<0.15	<0.48	<0.24
o-Xylene (ug/L)	2000 / 400	<0.40	<0.60	<0.50	<0.50	<1.0	<0.10	<0.10	<0.24	<0.17
Toluene (ug/L)	800 / 160	<0.40	<0.40	<0.20	<0.20	<1.0	<0.11	<0.11	<0.23	<0.17

ES / PAL	461 Green Mill Ln.											
	Mar-86	Jun-92	Oct-98	Nov-00	Apr-02	Feb-03	Mar-04	Feb-05	Feb-06	Sep-07	Jul-08	
Dichlorodifluoromethane (ug/L)	1000 / 200			<0.14	<0.14	J ^(0.16)	<0.14	<0.93	4.9	<0.60	<0.40	<0.40
Tetrachloroethene (ug/L)	5 / 0.5	1.2		<0.13	<0.13	<0.13	<0.13	<0.18	<0.40	<0.40	<0.40	<0.40
trans-1,2-Dichloroethene (ug/L)	100 / 20			<0.11	<0.11	<0.11	<0.11	<0.11	<0.60	<0.60	<0.50	<0.50
1,1,1-Trichloroethane (ug/L)	200 / 40	19	8.6	0.34	0.35	<0.19	<0.19	<0.086	<0.60	<0.60	<0.60	<0.60
1,1-Dichloroethene (ug/L)	7 / 0.7	1.5	1.9	<0.10	<0.10	<0.10	<0.10	<0.14	<0.50	<0.50	<0.40	<0.40
1,2-Dichloroethane (ug/L)	5 / 0.5			<0.27	<0.27	<0.27	<0.27	<0.053	<0.50	<0.50	<0.30	<0.30
1,1,2-Trichloroethane (ug/L)	5 / 0.5			<0.18	<0.18	<0.18	<0.18	<0.12	<0.40	<0.40	<0.50	<0.50
Trichloroethene (ug/L)	5 / 0.5	14	8.3	2.0	1.2	1.6	0.98	J ^(0.58)	0.90	0.99	0.96	1.1
1,1-Dichloroethane (ug/L)	850 / 85			<0.26	<0.26	<0.26	<0.26	<0.063	<0.50	<0.50	<0.40	<0.40
cis-1,2-Dichloroethene (ug/L)	70 / 7			<0.12	<0.12	<0.12	<0.12	<0.039	<0.60	<0.60	<0.40	<0.40
Trichlorofluoromethane (ug/L)	3490 / 698			<0.51	<0.51	<0.51	<0.51	<0.11	<0.50	<0.50	<0.40	<0.40
Chloroethane (ug/L)	400 / 80			<0.24	<0.24	<0.24	<0.24	<0.11	<0.70	<0.70	<0.40	<0.40
Vinyl chloride (ug/L)	0.2 / 0.02			<0.11	<0.11	<0.11	<0.11	<0.13	<0.12	<0.12	<0.15	<0.15
Chloromethane (ug/L)	30 / 3			<0.090	<0.090	<0.090	<0.090	<0.15	<0.24	<0.24	J ^(0.45)	<0.30
Methylene chloride (ug/L)	5 / 0.5			<0.45	<0.45	<0.45	<0.45	<1.3	<0.40	<0.40	<0.50	<0.50
p/m Xylene (ug/L)	Total Xylenes			<0.31	<0.31	<0.31	<0.31	<0.12	<1.0	<1.0	<0.50	<0.50
o-Xylene (ug/L)	2000 / 400			<0.35	<0.35	<0.35	<0.35	<0.14	<0.40	<0.40	<0.50	<0.50
Toluene (ug/L)	800 / 160			<0.16	<0.16	<0.16	<0.16	<0.075	<0.40	<0.40	<0.20	<0.20

J- Result is less than the LOQ but greater than the LOD.

B- Parameter was detected in the method blank.

LOD- Limit of Detection

2- May be associated with chlorination of well.

LOQ-Limit of Quantification

□ -Quantification was performed on a dilution of the sample.

ug/L- Micrograms per Liter (parts per billion).

□ - Indicates Detection.

*- Inorganic water quality data available.

ND- No Detect.

P/NP- Present/Not Present

NA- Not Analyzed

- Analytical data obtained from the WDNR Special Well Construction Area Data Base, Town of Hudson, Wisconsin.

TABLE 1 (cont.)

	ES / PAL	461 Green Mill Ln. (cont.)		
		Sep-09	Jul-13	Nov-18
Dichlorodifluoromethane (ug/L)	1000 / 200	<1.0	<0.40	<0.23
Tetrachloroethene (ug/L)	5 / 0.5	<1.0	<0.29	<0.17
trans-1,2-Dichloroethene (ug/L)	100 / 20	<1.0	<0.24	<0.24
1,1,1-Trichloroethane (ug/L)	200 / 40	<1.0	<0.50	<0.14
1,1-Dichloroethene (ug/L)	7 / 0.7	<1.0	<0.24	<0.16
1,2-Dichloroethane (ug/L)	5 / 0.5	<1.0	<0.22	<0.22
1,1,2-Trichloroethane (ug/L)	5 / 0.5	<1.0	<0.16	<0.18
Trichloroethene (ug/L)	5 / 0.5	J ^(0.98)	0.66	J ^(0.35)
1,1-Dichloroethane (ug/L)	850 / 85	<1.0	<0.50	<0.17
cis-1,2-Dichloroethene (ug/L)	70 / 7	<1.0	<0.23	<0.15
Trichlorofluoromethane (ug/L)	3490 / 698	<1.0	<0.13	<0.23
Chloroethane (ug/L)	400 / 80	<1.0	<0.50	<0.49
Vinyl chloride (ug/L)	0.2 / 0.02	<0.40	<0.14	<0.092
Chloromethane (ug/L)	30 / 3	<4.0	<2.0	<0.16
Methylene chloride (ug/L)	5 / 0.5	<4.0	<2.0	<0.98
p/m Xylene (ug/L)	Total Xylenes	<2.0	<0.48	<0.31
o-Xylene (ug/L)	2000 / 400	<1.0	<0.24	<0.16
Toluene (ug/L)	800 / 160	<1.0	<0.23	<0.083

	ES / PAL	462 Green Mill Ln.*										
		Nov-85	Dec-95	Oct-97	Dec-99	Oct-00	Mar-02	Feb-03	Apr-04	Mar-05	Mar-06	Apr-07
Dichlorodifluoromethane (ug/L)	1000 / 200		<0.080	<0.14	<0.14	J ^(0.23)	J ^(0.20)	<0.14	<0.063	2.8	<0.60	<0.29
Tetrachloroethene (ug/L)	5 / 0.5	ND	<0.050	<0.13	<0.13	<0.13	<0.13	<0.13	<0.075	<0.40	<0.40	<0.29
trans-1,2-Dichloroethene (ug/L)	100 / 20		<0.040	<0.11	<0.11	<0.11	<0.11	<0.11	<0.059	<0.60	<0.60	<0.40
1,1,1-Trichloroethane (ug/L)	200 / 40	78	3.2	1.7	1.0	0.87	0.87	0.28	J ^(0.44)	J ^(0.64)	<0.60	J ^(1.3)
1,1-Dichloroethene (ug/L)	7 / 0.7	6.4	<0.050	<0.10	J ^(0.10)	<0.10	J ^(0.19)	<0.10	<0.057	<0.50	<0.50	J ^(0.32)
1,2-Dichloroethane (ug/L)	5 / 0.5		<0.23	<0.27	<0.27	<0.27	<0.27	<0.27	<0.054	<0.50	<0.50	<0.50
1,1,2-Trichloroethane (ug/L)	5 / 0.5		<0.030	<0.18	<0.18	<0.18	<0.18	<0.18	<0.052	<0.40	<0.40	<0.50
Trichloroethene (ug/L)	5 / 0.5	51	6.1	4.6	3.3	2.8	3.0	1.8	1.6	2.1	1.7	2.1
1,1-Dichloroethane (ug/L)	850 / 85	ND	<0.10	J ^(0.22)	<0.26	<0.26	<0.26	<0.26	<0.057	<0.50	<0.50	<0.40
cis-1,2-Dichloroethene (ug/L)	70 / 7		<0.080	<0.12	<0.12	<0.12	<0.12	<0.12	<0.055	<0.60	<0.60	<0.40
Trichlorofluoromethane (ug/L)	3490 / 698	ND	<0.080	<0.51	<0.51	<0.51	<0.51	<0.51	J ^(0.14)	<0.50	<0.50	<0.70
Chloroethane (ug/L)	400 / 80		<0.050	<0.24	<0.24	<0.24	<0.24	<0.24	<0.074	<0.70	<0.70	<0.60
Vinyl chloride (ug/L)	0.2 / 0.02		<0.070	<0.11	<0.11	<0.11	<0.11	<0.11	<0.065	<0.12	<0.12	<0.15
Chloromethane (ug/L)	30 / 3		<0.050	<0.090	<0.090	<0.090	<0.090	<0.090	<0.074	<0.24	<0.24	<0.30
Methylene chloride (ug/L)	5 / 0.5		<0.27	<0.45	<0.45	<0.45	<0.45	<0.45	<0.44	<0.40	<0.40	<1.0
p/m Xylene (ug/L)	Total Xylenes		<0.30	<0.31	<0.31	<0.31	<0.31	<0.31	<0.13	<1.0	<1.0	<0.90
o-Xylene (ug/L)	2000 / 400		<0.22	<0.35	<0.35	<0.35	<0.35	<0.35	<0.062	<0.40	<0.40	<0.60
Toluene (ug/L)	800 / 160		<0.16	<0.16	<0.16	<0.16	<0.16	<0.16	<0.069	<0.40	<0.40	<0.40

J- Result is less than the LOQ but greater than the LOD.

B- Parameter was detected in the method blank.

LOD- Limit of Detection

²- May be associated with chlorination of well.

LOQ-Limit of Quantification

^D-Quantification was performed on a dilution of the sample.

ug/L- Micrograms per Liter (parts per billion).

- Indicates Detection.

*- Inorganic water quality data available.

ND- No Detect.

P/NP- Present/Not Present

NA- Not Analyzed

- Analytical data obtained from the WDNR Special Well Construction Area Data Base, Town of Hudson, Wisconsin.

TABLE 1 (cont.)

	ES / PAL	462 Green Mill Ln. (cont.)				
		May-08	Dec-09	Jul-10	May-12	Oct-17
Dichlorodifluoromethane (ug/L)	1000 / 200	<0.40	<1.0	<0.30	<0.20	<0.31
Tetrachloroethene (ug/L)	5 / 0.5	<0.40	<1.0	<0.15	<0.13	<0.16
trans-1,2-Dichloroethene (ug/L)	100 / 20	<0.50	<1.0	<0.11	<0.14	<0.21
1,1,1-Trichloroethane (ug/L)	200 / 40	2.2	<1.0	J ^(0.68)	J ^(0.27)	<0.15
1,1-Dichloroethene (ug/L)	7 / 0.7	<0.40	<1.0	<0.20	<0.11	<0.18
1,2-Dichloroethane (ug/L)	5 / 0.5	<0.30	<1.0	<0.080	<0.37	<0.32
1,1,2-Trichloroethane (ug/L)	5 / 0.5	<0.50	<1.0	<0.11	<0.015	<0.22
Trichloroethene (ug/L)	5 / 0.5	2.4	2.1	2.2	1.3	0.53
1,1-Dichloroethane (ug/L)	850 / 85	<0.40	<1.0	<0.080	<0.11	<0.14
cis-1,2-Dichloroethene (ug/L)	70 / 7	<0.40	<1.0	<0.23	<0.085	<0.20
Trichlorofluoromethane (ug/L)	3490 / 698	<0.40	<1.0	<0.14	<0.18	<0.13
Chloroethane (ug/L)	400 / 80	<0.40	<1.0	<0.32	<0.22	<0.44
Vinyl chloride (ug/L)	0.2 / 0.02	<0.15	<0.40	<0.11	<0.16	<0.096
Chloromethane (ug/L)	30 / 3	<0.30	<4.0	<0.36	<0.41	<1.1
Methylene chloride (ug/L)	5 / 0.5	<0.50	<4.0	<2.0	<2.0	<1.2
p/m Xylene (ug/L)	Total Xylenes	<0.50	<2.0	<0.15	<0.17	<0.24
o-Xylene (ug/L)	2000 / 400	<0.50	<1.0	<0.10	<0.077	<0.17
Toluene (ug/L)	800 / 160	<0.20	<1.0	<0.11	<0.076	<0.17

	ES / PAL	466 Green Mill Ln.											
		Mar-86	Apr-88	Sep-92	Apr-97	Dec-97	Dec-98	Jan-00	Jan-01	Mar-02	Jan-03	May-04	
Dichlorodifluoromethane (ug/L)	1000 / 200				<0.14	<0.14	<0.14	<0.14	<0.14	<0.14	<0.14	<0.14	<0.063
Tetrachloroethene (ug/L)	5 / 0.5	2.5	3.6	ND	J ^(0.21)	<0.13	<0.13	<0.13	<0.13	<0.13	<0.13	J ^(0.22)	<0.075
trans-1,2-Dichloroethene (ug/L)	100 / 20				<0.11	<0.11	<0.11	<0.11	<0.11	<0.11	<0.11	<0.11	<0.059
1,1,1-Trichloroethane (ug/L)	200 / 40	76	42	ND	2.5	1.9	1.3	1.1	0.48	0.68	0.67	J ^(0.40)	<0.061
1,1-Dichloroethene (ug/L)	7 / 0.7	4.5	2.8	ND	0.32	0.23	<0.10	<0.10	J ^(0.16)	<0.10	0.20	<0.061	
1,2-Dichloroethane (ug/L)	5 / 0.5				<0.27	<0.27	<0.27	<0.27	<0.27	<0.27	<0.27	<0.27	<0.054
1,1,2-Trichloroethane (ug/L)	5 / 0.5				<0.18	<0.18	<0.18	<0.18	<0.18	<0.18	<0.18	<0.18	<0.052
Trichloroethene (ug/L)	5 / 0.5	60	36	ND	5.3	4.4	4.4	4.2	2.7	2.6	1.7	1.7	
1,1-Dichloroethane (ug/L)	850 / 85		ND	ND	<0.26	<0.26	<0.26	<0.26	<0.26	<0.26	<0.26	<0.26	<0.057
cis-1,2-Dichloroethene (ug/L)	70 / 7				J ^(0.25)	<0.12	<0.12	<0.12	<0.12	<0.12	<0.12	<0.12	<0.055
Trichlorofluoromethane (ug/L)	3490 / 698		ND	ND	<0.51	<0.51	<0.51	<0.51	<0.51	<0.51	<0.51	<0.51	<0.060
Chloroethane (ug/L)	400 / 80				<0.24	<0.24	<0.24	<0.24	<0.24	<0.24	<0.24	<0.24	<0.074
Vinyl chloride (ug/L)	0.2 / 0.02				<0.11	<0.11	<0.11	<0.11	<0.11	<0.11	<0.11	<0.11	<0.065
Chloromethane (ug/L)	30 / 3				<0.090	<0.090	<0.090	<0.090	<0.090	<0.090	<0.090	<0.090	<0.074
Methylene chloride (ug/L)	5 / 0.5				<0.45	<0.45	<0.45	<0.45	<0.45	<0.45	<0.45	<0.45	<0.44
p/m Xylene (ug/L)	Total Xylenes				<0.31	<0.31	<0.31	<0.31	<0.31	<0.31	<0.31	<0.31	<0.13
o-Xylene (ug/L)	2000 / 400				<0.35	<0.35	<0.35	<0.35	<0.35	<0.35	<0.35	<0.35	<0.062
Toluene (ug/L)	800 / 160				<0.16	<0.16	<0.16	<0.16	<0.16	<0.16	<0.16	<0.16	<0.069

J- Result is less than the LOQ but greater than the LOD.

B- Parameter was detected in the method blank.

LOD- Limit of Detection

²- May be associated with chlorination of well.

LOQ-Limit of Quantification

^D-Quantification was performed on a dilution of the sample.

ug/L- Micrograms per Liter (parts per billion).

- Indicates Detection.

*- Inorganic water quality data available.

ND- No Detect.

P/NP- Present/Not Present

NA- Not Analyzed

- Analytical data obtained from the WDNR Special Well Construction Area Data Base, Town of Hudson, Wisconsin.

TABLE 1 (cont.)

		466 Green Mill Ln. (cont.)							
ES / PAL		Apr-05	May-06	Jun-07	May-08	Aug-09	Nov-12	Jul-15	Feb-18
Dichlorodifluoromethane (ug/L)	1000 / 200	<0.60	<0.60	<0.40	<0.40	<1.0	<0.20	<0.49	<0.31
Tetrachloroethene (ug/L)	5 / 0.5	<0.40	<0.40	<0.40	<0.40	<1.0	<0.13	<0.19	<0.16
trans-1,2-Dichloroethene (ug/L)	100 / 20	<0.60	<0.60	<0.50	<0.50	<1.0	<0.15	<0.21	<0.21
1,1,1-Trichloroethane (ug/L)	200 / 40	<0.60	<0.60	J ^(1.6)	2.4	1.1	J ^(0.21)	<0.20	<0.15
1,1-Dichloroethene (ug/L)	7 / 0.7	<0.50	<0.50	<0.40	<0.40	<1.0	<0.19	<0.22	<0.18
1,2-Dichloroethane (ug/L)	5 / 0.5	<0.50	<0.50	<0.30	<0.30	<1.0	<0.37	<0.17	<0.32
1,1,2-Trichloroethane (ug/L)	5 / 0.5	<0.40	<0.40	<0.50	<0.50	<1.0	<0.15	<0.24	<0.22
Trichloroethene (ug/L)	5 / 0.5	1.5	1.4	2.1	2.9	2.6	1.3	0.83	J ^(0.48)
1,1-Dichloroethane (ug/L)	850 / 85	<0.50	<0.50	<0.40	<0.40	<1.0	<0.11	<0.22	<0.14
cis-1,2-Dichloroethene (ug/L)	70 / 7	<0.60	<0.60	<0.40	<0.40	<1.0	<0.085	<0.25	<0.20
Trichlorofluoromethane (ug/L)	3490 / 698	<0.50	<0.50	<0.40	<0.40	<1.0	<0.13	<0.18	<0.13
Chloroethane (ug/L)	400 / 80	<0.70	<0.70	<0.40	<0.40	<1.0	<0.22	<0.34	<0.44
Vinyl chloride (ug/L)	0.2 / 0.02	<0.12	<0.12	<0.15	<0.15	<0.40	<0.16	<0.15	<0.096
Chloromethane (ug/L)	30 / 3	<0.24	<0.24	<0.30	<0.30	<4.0	<0.41	<0.64	<1.1
Methylene chloride (ug/L)	5 / 0.5	1.5	<0.40	<0.50	<0.50	<4.0	<2.0	<0.56	<1.2
p/m Xylene (ug/L)	Total Xylenes	<1.0	<1.0	<0.50	<0.50	<2.0	<0.22	<0.41	<0.24
o-Xylene (ug/L)	2000 / 400	<0.40	<0.40	<0.50	<0.50	<1.0	<0.10	<0.19	<0.17
Toluene (ug/L)	800 / 160	<0.40	<0.40	<0.20	<0.20	<1.0	<0.077	<0.13	<0.17

		470 Green Mill Ln.										
ES / PAL		Feb-86	May-92	Dec-95	Oct-97	Nov-98	Dec-99	Nov-00	Mar-02	Jan-03	Feb-04	Jan-05
Dichlorodifluoromethane (ug/L)	1000 / 200			<0.080	J ^(0.48)	<0.14	<0.14	J ^(0.44)	<0.14	J ^(0.43)	<0.14	1.1
Tetrachloroethene (ug/L)	5 / 0.5	1.0	1.2	J ^(0.25)	<0.13	<0.13	<0.13	<0.13	<0.13	J ^(0.23)	<0.13	<0.40
trans-1,2-Dichloroethene (ug/L)	100 / 20			<0.040	<0.11	<0.11	<0.11	<0.11	<0.11	<0.11	<0.11	<0.50
1,1,1-Trichloroethane (ug/L)	200 / 40	99	35	3.6	2.3	1.4	0.93	0.82	0.80	0.71	0.52	0.53
1,1-Dichloroethene (ug/L)	7 / 0.7	14	2.5	0.77	J ^(0.10)	<0.10	<0.10	<0.10	J ^(0.18)	0.22	<0.10	<0.30
1,2-Dichloroethane (ug/L)	5 / 0.5			<0.23	<0.27	<0.27	<0.27	<0.27	<0.27	<0.27	<0.27	<0.40
1,1,2-Trichloroethane (ug/L)	5 / 0.5			<0.030	<0.18	<0.18	<0.18	<0.18	<0.18	<0.18	<0.18	<0.40
Trichloroethene (ug/L)	5 / 0.5	72	30	7.1	5.0	4.0	3.2	3.1	2.8	1.9	2.1	1.9
1,1-Dichloroethane (ug/L)	850 / 85		1.8	<0.10	<0.26	<0.26	<0.26	<0.26	<0.26	<0.26	<0.26	<0.50
cis-1,2-Dichloroethene (ug/L)	70 / 7			<0.080	<0.12	<0.12	<0.12	J ^(0.12)	<0.12	<0.12	<0.12	<0.25
Trichlorofluoromethane (ug/L)	3490 / 698			<0.080	<0.51	<0.51	<0.51	<0.51	<0.51	<0.51	<0.51	<0.50
Chloroethane (ug/L)	400 / 80			<0.050	<0.24	<0.24	<0.24	<0.24	<0.24	<0.24	<0.24	<0.50
Vinyl chloride (ug/L)	0.2 / 0.02			<0.070	<0.11	<0.11	<0.11	<0.11	<0.11	<0.11	<0.11	<0.12
Chloromethane (ug/L)	30 / 3			<0.050	<0.090	<0.090	<0.090	<0.090	<0.090	<0.090	<0.090	<0.30
Methylene chloride (ug/L)	5 / 0.5			<0.27	<0.45	<0.45	<0.45	<0.45	<0.45	<0.45	<0.45	<0.50
p/m Xylene (ug/L)	Total Xylenes			<0.30	<0.31	<0.31	<0.31	<0.31	<0.31	<0.31	<0.31	<0.70
o-Xylene (ug/L)	2000 / 400			<0.22	<0.35	<0.35	<0.35	<0.35	<0.35	<0.35	<0.35	<0.30
Toluene (ug/L)	800 / 160			<0.16	<0.16	<0.16	<0.16	<0.16	<0.16	J ^(0.20)	<0.16	<0.40

J- Result is less than the LOQ but greater than the LOD.

B- Parameter was detected in the method blank.

LOD- Limit of Detection

²- May be associated with chlorination of well.

LOQ-Limit of Quantification

^D-Quantification was performed on a dilution of the sample.

ug/L- Micrograms per Liter (parts per billion).

- Indicates Detection.

*- Inorganic water quality data available.

ND- No Detect.

P/NP- Present/Not Present

NA- Not Analyzed

- Analytical data obtained from the WDNR Special Well Construction Area Data Base, Town of Hudson, Wisconsin.

TABLE 1 (cont.)

	ES / PAL	470 Green Mill Ln. (cont.)										
		Feb-06	Mar-07	Feb-08	Apr-09	Mar-10	May-12	Jul-13	Jun-14	Dec-14	Jun-15	Dec-16
Dichlorodifluoromethane (ug/L)	1000 / 200	J ^(0.94)	1.0	<0.40	<1.0	<0.50	<0.20	<0.40	<0.50	<0.50	<0.49	<0.23
Tetrachloroethene (ug/L)	5 / 0.5	<0.40	<0.29	<0.40	<1.0	<0.50	<0.13	<0.29	<0.16	<0.16	<0.19	<0.25
trans-1,2-Dichloroethene (ug/L)	100 / 20	<0.60	<0.40	<0.50	<1.0	<0.50	<0.14	<0.24	<0.23	<0.23	<0.21	<0.16
1,1,1-Trichloroethane (ug/L)	200 / 40	J ^(0.62)	1.6	2.3	1.7	J ^(0.98)	J ^(0.30)	<0.50	J ^(0.40)	<0.26	<0.20	<0.17
1,1-Dichloroethene (ug/L)	7 / 0.7	<0.50	J ^(0.32)	<0.40	<1.0	<0.50	<0.19	<0.24	<0.20	<0.20	<0.22	<0.28
1,2-Dichloroethane (ug/L)	5 / 0.5	<0.50	<0.50	<0.30	<1.0	<0.50	<0.37	<0.22	<0.16	<0.13	<0.17	<0.17
1,1,2-Trichloroethane (ug/L)	5 / 0.5	<0.40	<0.50	<0.50	<1.0	<0.50	<0.015	<0.16	<0.13	<0.14	<0.24	<0.15
Trichloroethene (ug/L)	5 / 0.5	1.8	2.1	2.7	2.8	2.4	1.5	1.1	1.6	1.1	0.87	0.63
1,1-Dichloroethane (ug/L)	850 / 85	<0.50	<0.40	<0.40	<1.0	<0.50	<0.11	<0.50	<0.16	<0.16	<0.22	<0.17
cis-1,2-Dichloroethene (ug/L)	70 / 7	<0.60	<0.40	<0.40	<1.0	<0.50	<0.085	<0.23	<0.13	<0.13	<0.25	<0.12
Trichlorofluoromethane (ug/L)	3490 / 698	<0.50	<0.70	<0.40	<1.0	<0.50	<0.13	<0.13	<0.22	<0.22	<0.18	<0.33
Chloroethane (ug/L)	400 / 80	<0.70	<0.60	<0.40	<1.0	<0.50	<0.22	<0.50	<0.24	<0.27	<0.34	<0.34
Vinyl chloride (ug/L)	0.2 / 0.02	<0.12	<0.15	<0.15	<0.40	<0.20	<0.16	<0.14	<0.20	<0.10	<0.15	<0.069
Chloromethane (ug/L)	30 / 3	<0.24	<0.30	<0.30	<1.0	<2.0	<0.41	<2.0	<0.34	<0.34	<0.64	<0.25
Methylene chloride (ug/L)	5 / 0.5	<0.40	<1.0	<0.50	<4.0	<2.0	<2.0	<2.0	<2.0	<2.0	<0.56	<0.29
p/m Xylene (ug/L)	Total Xylenes	<1.0	<0.90	<0.50	<2.0	<1.0	<0.17	<0.48	<0.31	<0.31	<0.41	<0.11
o-Xylene (ug/L)	2000 / 400	<0.40	<0.60	<0.50	<1.0	<0.50	<0.077	<0.24	<0.094	<0.094	<0.19	<0.20
Toluene (ug/L)	800 / 160	<0.40	<0.40	<0.20	<1.0	<0.50	<0.076	<0.23	<0.11	<0.11	<0.13	<0.14

	ES / PAL	470 Green Mill Ln. (cont.)		
		Jul-17	Dec-17	Jun-18
Dichlorodifluoromethane (ug/L)	1000 / 200	<0.23	<0.31	<0.23
Tetrachloroethene (ug/L)	5 / 0.5	<0.25	<0.16	<0.17
trans-1,2-Dichloroethene (ug/L)	100 / 20	<0.16	<0.21	<0.12
1,1,1-Trichloroethane (ug/L)	200 / 40	<0.17	<0.15	<0.14
1,1-Dichloroethene (ug/L)	7 / 0.7	<0.28	<0.18	<0.16
1,2-Dichloroethane (ug/L)	5 / 0.5	<0.17	<0.32	<0.22
1,1,2-Trichloroethane (ug/L)	5 / 0.5	<0.15	<0.22	<0.18
Trichloroethene (ug/L)	5 / 0.5	0.44	0.60	0.68
1,1-Dichloroethane (ug/L)	850 / 85	<0.17	<0.14	<0.17
cis-1,2-Dichloroethene (ug/L)	70 / 7	<0.12	<0.20	<0.15
Trichlorofluoromethane (ug/L)	3490 / 698	<0.33	<0.13	<0.23
Chloroethane (ug/L)	400 / 80	<0.34	<0.44	<0.49
Vinyl chloride (ug/L)	0.2 / 0.02	<0.069	<0.0096	<0.092
Chloromethane (ug/L)	30 / 3	<0.25	<1.1	<0.16
Methylene chloride (ug/L)	5 / 0.5	<0.29	<1.2	<0.98
p/m Xylene (ug/L)	Total Xylenes	<0.11	<0.24	<0.31
o-Xylene (ug/L)	2000 / 400	<0.20	<0.17	<0.16
Toluene (ug/L)	800 / 160	<0.14	<0.17	<0.083

J- Result is less than the LOQ but greater than the LOD.

B- Parameter was detected in the method blank.

LOD- Limit of Detection

²- May be associated with chlorination of well.

LOQ-Limit of Quantification

^D-Quantification was performed on a dilution of the sample.

ug/L- Micrograms per Liter (parts per billion).

- Indicates Detection.

*- Inorganic water quality data available.

ND- No Detect.

P/NP- Present/Not Present

NA- Not Analyzed

- Analytical data obtained from the WDNR Special Well Construction Area Data Base, Town of Hudson, Wisconsin.

TABLE 1 (cont.)

ES / PAL	473 Green Mill Ln.											
	Feb-89	Dec-90	Dec-96	Nov-98	Dec-99	Nov-00	Mar-02	Jan-03	Feb-03	Feb-04	Jan-05	
Dichlorodifluoromethane (ug/L)	1000 / 200			<0.14	<0.14	<0.14	<0.14	<0.14	<0.14	<0.14	<0.14	<0.14
Tetrachloroethene (ug/L)	5 / 0.5	1.0		<0.13	<0.13	<0.13	<0.13	<0.13	<0.13	<0.13	<0.13	<0.40
trans-1,2-Dichloroethene (ug/L)	100 / 20			<0.11	<0.11	<0.11	<0.11	<0.11	<0.11	<0.11	<0.11	<0.50
1,1,1-Trichloroethane (ug/L)	200 / 40	14	18	0.45	J ^(0.24)	J ^(0.21)	<0.19	<0.19	<0.19	<0.19	<0.19	<0.50
1,1-Dichloroethene (ug/L)	7 / 0.7	1.5	1.3	J ^(0.12)	<0.10	<0.10	<0.10	<0.10	<0.10	<0.10	<0.10	<0.30
1,2-Dichloroethane (ug/L)	5 / 0.5			<0.27	<0.27	<0.27	<0.27	<0.27	<0.27	<0.27	<0.27	<0.40
1,1,2-Trichloroethane (ug/L)	5 / 0.5			<0.18	<0.18	<0.18	<0.18	<0.18	<0.18	<0.18	<0.18	<0.40
Trichloroethene (ug/L)	5 / 0.5	13	13	1.6	1.5	1.2	0.91	0.99	<0.14	0.32	0.87	0.91
1,1-Dichloroethane (ug/L)	850 / 85			<0.26	<0.26	<0.26	<0.26	<0.26	<0.26	<0.26	<0.26	<0.50
cis-1,2-Dichloroethene (ug/L)	70 / 7			<0.12	<0.12	<0.12	<0.12	<0.12	<0.12	<0.12	<0.12	<0.25
Trichlorofluoromethane (ug/L)	3490 / 698			<0.51	<0.51	<0.51	<0.51	<0.51	<0.51	<0.51	<0.51	<0.50
Chloroethane (ug/L)	400 / 80			<0.24	<0.24	<0.24	<0.24	<0.24	<0.24	<0.24	<0.24	<0.50
Vinyl chloride (ug/L)	0.2 / 0.02			<0.11	<0.11	<0.11	<0.11	<0.11	<0.11	<0.11	<0.11	<0.12
Chloromethane (ug/L)	30 / 3			<0.090	<0.090	<0.090	<0.090	<0.090	<0.090	<0.090	<0.090	<0.30
Methylene chloride (ug/L)	5 / 0.5			<0.45	<0.45	<0.45	<0.45	<0.45	<0.45	<0.45	<0.45	<0.50
p/m Xylene (ug/L)	Total Xylenes			<0.31	<0.31	<0.31	<0.31	<0.31	<0.31	<0.31	<0.31	<0.70
o-Xylene (ug/L)	2000 / 400			<0.35	<0.35	<0.35	<0.35	<0.35	<0.35	<0.35	<0.35	<0.30
Toluene (ug/L)	800 / 160			<0.16	<0.16	<0.16	<0.16	<0.16	<0.16	<0.16	<0.16	<0.40

ES / PAL	473 Green Mill Ln. (cont.)						
	Feb-06	Mar-07	Jul-08	Jun-09	Mar-11	Nov-12	
Dichlorodifluoromethane (ug/L)	1000 / 200	<0.60	<0.29	<0.40	<1.0	<0.30	<0.20
Tetrachloroethene (ug/L)	5 / 0.5	<0.40	<0.29	<0.40	<1.0	<0.15	<0.13
trans-1,2-Dichloroethene (ug/L)	100 / 20	<0.60	<0.40	<0.50	<1.0	<0.11	<0.15
1,1,1-Trichloroethane (ug/L)	200 / 40	<0.60	<0.50	<0.60	<1.0	<0.090	<0.19
1,1-Dichloroethene (ug/L)	7 / 0.7	<0.50	<0.30	<0.40	<1.0	<0.20	<0.19
1,2-Dichloroethane (ug/L)	5 / 0.5	<0.50	<0.50	<0.30	<1.0	<0.080	<0.37
1,1,2-Trichloroethane (ug/L)	5 / 0.5	<0.40	<0.50	<0.50	<1.0	<0.11	<0.15
Trichloroethene (ug/L)	5 / 0.5	0.79	0.88	1.4	J ^(0.93)	J ^(0.64)	J ^(0.59)
1,1-Dichloroethane (ug/L)	850 / 85	<0.50	<0.40	<0.40	<1.0	<0.080	<0.11
cis-1,2-Dichloroethene (ug/L)	70 / 7	<0.60	<0.40	<0.40	<1.0	<0.23	<0.085
Trichlorofluoromethane (ug/L)	3490 / 698	<0.50	<0.70	<0.40	<1.0	<0.14	<0.13
Chloroethane (ug/L)	400 / 80	<0.70	<0.60	<0.40	<1.0	<0.32	<0.22
Vinyl chloride (ug/L)	0.2 / 0.02	<0.12	<0.15	<0.15	<0.40	<0.11	<0.16
Chloromethane (ug/L)	30 / 3	<0.24	<0.30	<0.30	<4.0	<0.36	<0.41
Methylene chloride (ug/L)	5 / 0.5	<0.40	<1.0	<0.50	<4.0	<2.0	<2.0
p/m Xylene (ug/L)	Total Xylenes	<1.0	<0.90	<0.50	<2.0	<0.15	<0.22
o-Xylene (ug/L)	2000 / 400	<0.40	<0.60	<0.50	<1.0	<0.10	<0.10
Toluene (ug/L)	800 / 160	<0.40	<0.40	<0.20	<1.0	<0.11	<0.077

J- Result is less than the LOQ but greater than the LOD.

B- Parameter was detected in the method blank.

LOD- Limit of Detection

²- May be associated with chlorination of well.

LOQ-Limit of Quantification

^D-Quantification was performed on a dilution of the sample.

ug/L- Micrograms per Liter (parts per billion).

- Indicates Detection.

*- Inorganic water quality data available.

ND- No Detect.

P/NP- Present/Not Present

NA- Not Analyzed

- Analytical data obtained from the WDNR Special Well Construction Area Data Base, Town of Hudson, Wisconsin.

TABLE 1 (cont.)

		474 Green Mill Ln.									
ES / PAL		Jul-04	Jul-04	May-05	Dec-05	Jul-06	Jul-07	Jun-08	Nov-08	Dec-11	Sep-15
Dichlorodifluoromethane (ug/L)	1000 / 200	<0.063	2.5	<0.60	<0.60	<0.29	<0.40	<0.40	<0.40	<0.23	<0.49
Tetrachloroethene (ug/L)	5 / 0.5	J ^(0.14)	<0.40	<0.40	<0.40	<0.29	<0.40	<0.40	<0.40	<0.26	<0.19
trans-1,2-Dichloroethene (ug/L)	100 / 20	<0.059	<0.50	<0.60	<0.60	<0.40	<0.50	<0.50	<0.50	<0.21	<0.21
1,1,1-Trichloroethane (ug/L)	200 / 40	0.78	J ^(0.68)	J ^(0.86)	J ^(0.82)	J ^(0.78)	J ^(1.4)	2.5	J ^(1.9)	J ^(0.43)	<0.20
1,1-Dichloroethene (ug/L)	7 / 0.7	<0.061	<0.30	<0.50	<0.50	<0.30	<0.40	<0.40	<0.40	<0.47	<0.22
1,2-Dichloroethane (ug/L)	5 / 0.5	<0.054	<0.40	<0.50	<0.50	<0.50	<0.30	<0.30	<0.30	<0.23	<0.17
1,1,2-Trichloroethane (ug/L)	5 / 0.5	<0.052	<0.40	<0.40	<0.40	<0.50	<0.50	<0.50	<0.50	<0.38	<0.24
Trichloroethene (ug/L)	5 / 0.5	2.1	1.8	2.2	2.1	1.9	2.3	2.8	3.0	1.7	0.79
1,1-Dichloroethane (ug/L)	850 / 85	<0.057	<0.50	<0.50	<0.50	<0.40	<0.40	<0.40	<0.40	<0.23	<0.22
cis-1,2-Dichloroethene (ug/L)	70 / 7	<0.055	<0.25	<0.60	<0.60	<0.40	<0.40	<0.40	<0.40	<0.37	<0.25
Trichlorofluoromethane (ug/L)	3490 / 698	<0.060	<0.50	<0.50	<0.50	<0.70	<0.40	<0.40	<0.40	<0.30	<0.18
Chloroethane (ug/L)	400 / 80	<0.074	<0.50	<0.70	<0.70	<0.60	<0.40	<0.40	<0.40	<0.32	<0.34
Vinyl chloride (ug/L)	0.2 / 0.02	<0.065	<0.12	<0.12	<0.12	<0.15	<0.15	<0.15	<0.15	<0.17	<0.15
Chloromethane (ug/L)	30 / 3	<0.074	J ^(0.93)	<0.24	<0.24	J ^(0.40)	<0.30	<0.30	<0.30	<0.36	<0.64
Methylene chloride (ug/L)	5 / 0.5	<0.44	<0.50	<0.40	<0.40	<1.0	<0.50	<0.50	<0.50	<2.0	<0.56
p/m Xylene (ug/L)	Total Xylenes	<0.13	<0.70	<1.0	<1.0	<0.90	<0.50	<0.50	<0.50	<0.66	<0.41
o-Xylene (ug/L)	2000 / 400	<0.062	<0.30	<0.40	<0.40	<0.60	<0.50	<0.50	<0.50	<0.46	<0.19
Toluene (ug/L)	800 / 160	<0.069	<0.40	<0.40	<0.40	<0.40	<0.20	<0.20	<0.20	<0.39	J ^(0.22)

		480 Green Mill Ln.									
ES / PAL		Mar-86	Dec-95	Oct-97	Dec-99	Dec-00	Mar-02	Jan-03	Feb-04	Jan-05	Feb-06
Dichlorodifluoromethane (ug/L)	1000 / 200		J ^(1.2)	<0.14	<0.14	<0.14	J ^(0.36)	J ^(0.20)	<0.14	0.46	<0.60
Tetrachloroethene (ug/L)	5 / 0.5	2.0	J ^(0.26)	J ^(0.36)	<0.13	<0.13	<0.13	<0.13	<0.13	<0.40	<0.40
trans-1,2-Dichloroethene (ug/L)	100 / 20		<0.040	<0.11	<0.11	<0.11	<0.11	<0.11	<0.11	<0.50	<0.60
1,1,1-Trichloroethane (ug/L)	200 / 40	58	2.7	1.9	0.99	0.36	0.60	<0.19	0.50	<0.50	<0.60
1,1-Dichloroethene (ug/L)	7 / 0.7	3.5	1.1	J ^(0.22)	<0.10	<0.10	<0.10	<0.10	<0.10	<0.30	<0.50
1,2-Dichloroethane (ug/L)	5 / 0.5		<0.23	<0.27	<0.27	<0.27	<0.27	<0.27	<0.27	<0.40	<0.50
1,1,2-Trichloroethane (ug/L)	5 / 0.5		<0.030	<0.18	<0.18	<0.18	<0.18	<0.18	<0.18	<0.40	<0.40
Trichloroethene (ug/L)	5 / 0.5	42	5.5	4.1	2.6	2.2	1.9	0.69	1.6	1.4	1.4
1,1-Dichloroethane (ug/L)	850 / 85	ND	<0.10	<0.26	<0.26	<0.26	<0.26	<0.26	<0.26	<0.50	<0.50
cis-1,2-Dichloroethene (ug/L)	70 / 7		<0.080	<0.12	<0.12	<0.12	<0.12	<0.12	<0.12	<0.25	<0.60
Trichlorofluoromethane (ug/L)	3490 / 698	ND	<0.080	<0.51	<0.51	<0.51	<0.51	<0.51	<0.51	<0.50	<0.50
Chloroethane (ug/L)	400 / 80		<0.050	<0.24	<0.24	<0.24	<0.24	<0.24	<0.24	<0.50	<0.70
Vinyl chloride (ug/L)	0.2 / 0.02		<0.070	<0.11	<0.11	<0.11	<0.11	<0.11	<0.11	<0.12	<0.12
Chloromethane (ug/L)	30 / 3		<0.050	<0.090	<0.090	<0.090	<0.090	<0.090	<0.090	<0.30	<0.24
Methylene chloride (ug/L)	5 / 0.5		<0.27	<0.45	<0.45	<0.45	<0.45	<0.45	<0.45	<0.50	<0.40
p/m Xylene (ug/L)	Total Xylenes		<0.30	<0.31	<0.31	<0.31	<0.31	<0.31	<0.31	<0.70	<1.0
o-Xylene (ug/L)	2000 / 400		<0.22	<0.35	<0.35	<0.35	<0.35	<0.35	<0.35	<0.30	<0.40
Toluene (ug/L)	800 / 160		<0.16	<0.16	<0.16	<0.16	<0.16	<0.16	<0.16	<0.40	<0.40

J- Result is less than the LOQ but greater than the LOD.

B- Parameter was detected in the method blank.

LOD- Limit of Detection

²- May be associated with chlorination of well.

LOQ-Limit of Quantification

^D-Quantification was performed on a dilution of the sample.

ug/L- Micrograms per Liter (parts per billion).

- Indicates Detection.

*- Inorganic water quality data available.

ND- No Detect.

P/NP- Present/Not Present

NA- Not Analyzed

- Analytical data obtained from the WDNR Special Well Construction Area Data Base, Town of Hudson, Wisconsin.

TABLE 1 (cont.)

	ES / PAL	480 Green Mill Ln. (cont.)				
		Jun-07	May-08	May-12	Jul-13	Sep-15
Dichlorodifluoromethane (ug/L)	1000 / 200	<0.40	<0.40	J ^(0.21)	<0.40	<0.49
Tetrachloroethene (ug/L)	5 / 0.5	<0.40	<0.40	<0.13	<0.29	<0.19
trans-1,2-Dichloroethene (ug/L)	100 / 20	<0.50	<0.50	<0.14	<0.24	<0.21
1,1,1-Trichloroethane (ug/L)	200 / 40	J ^(0.93)	J ^(1.2)	J ^(0.25)	<0.50	<0.20
1,1-Dichloroethene (ug/L)	7 / 0.7	<0.40	<0.40	<0.19	<0.24	<0.22
1,2-Dichloroethane (ug/L)	5 / 0.5	<0.30	<0.30	<0.37	<0.22	<0.17
1,1,2-Trichloroethane (ug/L)	5 / 0.5	<0.50	<0.50	<0.015	<0.16	<0.24
Trichloroethene (ug/L)	5 / 0.5	1.5	1.8	J ^(0.90)	0.99	0.84
1,1-Dichloroethane (ug/L)	850 / 85	<0.40	<0.40	<0.11	<0.50	<0.22
cis-1,2-Dichloroethene (ug/L)	70 / 7	<0.40	<0.40	<0.085	<0.23	<0.25
Trichlorofluoromethane (ug/L)	3490 / 698	<0.40	<0.40	<0.13	<0.13	<0.18
Chloroethane (ug/L)	400 / 80	<0.40	<0.40	<0.22	<0.50	<0.34
Vinyl chloride (ug/L)	0.2 / 0.02	<0.15	<0.15	<0.16	<0.14	<0.15
Chloromethane (ug/L)	30 / 3	<0.30	<0.30	<0.41	<2.0	<0.64
Methylene chloride (ug/L)	5 / 0.5	<0.50	<0.50	<2.0	<2.0	<0.56
p/m Xylene (ug/L)	Total Xylenes	<0.50	<0.50	<0.17	<0.48	<0.41
o-Xylene (ug/L)	2000 / 400	<0.50	<0.50	<0.077	<0.24	<0.19
Toluene (ug/L)	800 / 160	<0.20	<0.20	<0.076	<0.23	J ^(0.16)

	ES / PAL	484 Green Mill Ln.*											
		Feb-86	Dec-90	Dec-95	Apr-97	Dec-97	Dec-98	Dec-99	Jan-01	Mar-02	Jan-03	Mar-04	
Dichlorodifluoromethane (ug/L)	1000 / 200				<0.14	<0.14	<0.14	<0.14	<0.14	<0.14	<0.14	<0.14	<0.93
Tetrachloroethene (ug/L)	5 / 0.5	5.0	1.2	0.99	<0.13	<0.13	<0.13	<0.13	<0.13	<0.13	<0.13	<0.13	<0.18
trans-1,2-Dichloroethene (ug/L)	100 / 20				<0.11	<0.11	<0.11	<0.11	<0.11	<0.11	<0.11	<0.11	<0.11
1,1,1-Trichloroethane (ug/L)	200 / 40	69	33	5.1	2.2	2.3	1.8	1.1	0.73	<0.19	<0.19	<0.19	J ^(0.11)
1,1-Dichloroethene (ug/L)	7 / 0.7		2.7	1.1	0.25	J ^(0.15)	<0.10	<0.10	J ^(0.18)	<0.10	<0.10	<0.10	<0.14
1,2-Dichloroethane (ug/L)	5 / 0.5				<0.27	<0.27	<0.27	<0.27	<0.27	<0.27	<0.27	<0.27	<0.053
1,1,2-Trichloroethane (ug/L)	5 / 0.5				<0.18	<0.18	<0.18	<0.18	<0.18	<0.18	<0.18	<0.18	<0.12
Trichloroethene (ug/L)	5 / 0.5	40	26	6.7	3.9	3.9	4.6	3.1	2.7	1.8	1.1	1.2	
1,1-Dichloroethane (ug/L)	850 / 85	8.0	1.3	ND	<0.26	<0.26	<0.26	<0.26	<0.26	<0.26	<0.26	<0.26	<0.063
cis-1,2-Dichloroethene (ug/L)	70 / 7				J ^(0.22)	<0.12	<0.12	<0.12	<0.12	<0.12	<0.12	<0.12	<0.039
Trichlorofluoromethane (ug/L)	3490 / 698			ND	<0.51	<0.51	<0.51	<0.51	<0.51	<0.51	<0.51	<0.51	<0.11
Chloroethane (ug/L)	400 / 80				<0.24	<0.24	<0.24	<0.24	<0.24	<0.24	<0.24	<0.24	<0.11
Vinyl chloride (ug/L)	0.2 / 0.02				<0.11	<0.11	<0.11	<0.11	<0.11	<0.11	<0.11	<0.11	<0.13
Chloromethane (ug/L)	30 / 3				<0.090	<0.090	<0.090	<0.090	<0.090	<0.090	<0.090	<0.090	<0.15
Methylene chloride (ug/L)	5 / 0.5				<0.45	<0.45	<0.45	<0.45	<0.45	<0.45	<0.45	<0.45	<1.3
p/m Xylene (ug/L)	Total Xylenes				<0.31	<0.31	<0.31	<0.31	<0.31	<0.31	<0.31	<0.31	<0.12
o-Xylene (ug/L)	2000 / 400				<0.35	<0.35	<0.35	<0.35	<0.35	<0.35	<0.35	<0.35	<0.14
Toluene (ug/L)	800 / 160				<0.16	<0.16	<0.16	<0.16	<0.16	<0.16	<0.16	<0.16	<0.075

J- Result is less than the LOQ but greater than the LOD.

B- Parameter was detected in the method blank.

LOD- Limit of Detection

²- May be associated with chlorination of well.

LOQ-Limit of Quantification

^D-Quantification was performed on a dilution of the sample.

ug/L- Micrograms per Liter (parts per billion).

- Indicates Detection.

*- Inorganic water quality data available.

ND- No Detect.

P/NP- Present/Not Present

NA- Not Analyzed

- Analytical data obtained from the WDNR Special Well Construction Area Data Base, Town of Hudson, Wisconsin.

TABLE 1 (cont.)

		484 Green Mill Ln.* (cont.)						
ES / PAL		Feb-05	Dec-05	Mar-07	Dec-07	Apr-09	Jul-13	Oct-17
Dichlorodifluoromethane (ug/L)	1000 / 200	7.7	<0.60	<0.29	<0.40	<1.0	<0.20	<0.31
Tetrachloroethene (ug/L)	5 / 0.5	<0.40	<0.40	<0.29	<0.40	<1.0	<0.29	<0.16
trans-1,2-Dichloroethene (ug/L)	100 / 20	<0.60	<0.60	<0.40	<0.50	<1.0	<0.24	<0.21
1,1,1-Trichloroethane (ug/L)	200 / 40	J ^(0.85)	<0.60	J ^(0.99)	J ^(1.7)	1.4	<0.50	<0.15
1,1-Dichloroethene (ug/L)	7 / 0.7	<0.50	<0.50	<0.30	<0.40	<1.0	<0.24	<0.18
1,2-Dichloroethane (ug/L)	5 / 0.5	<0.50	<0.50	<0.50	<0.30	<1.0	<0.22	<0.32
1,1,2-Trichloroethane (ug/L)	5 / 0.5	<0.40	<0.40	<0.50	<0.50	<1.0	<0.16	<0.22
Trichloroethene (ug/L)	5 / 0.5	2.0	1.7	1.9	2.1	2.5	1.1	J ^(0.37)
1,1-Dichloroethane (ug/L)	850 / 85	<0.50	<0.50	<0.40	<0.40	<1.0	<0.50	<0.14
cis-1,2-Dichloroethene (ug/L)	70 / 7	<0.60	<0.60	<0.40	<0.40	<1.0	<0.23	<0.20
Trichlorofluoromethane (ug/L)	3490 / 698	<0.50	<0.50	<0.70	<0.40	<1.0	<0.13	<0.13
Chloroethane (ug/L)	400 / 80	<0.70	<0.70	<0.60	<0.40	<1.0	<0.50	<0.44
Vinyl chloride (ug/L)	0.2 / 0.02	<0.12	<0.12	<0.15	<0.15	<0.40	<0.14	<0.096
Chloromethane (ug/L)	30 / 3	<0.24	<0.24	<0.30	<0.30	<1.0	<2.0	<1.1
Methylene chloride (ug/L)	5 / 0.5	<0.40	<0.40	<1.0	<0.50	<4.0	<2.0	<1.2
p/m Xylene (ug/L)	Total Xylenes	<1.0	<1.0	<0.90	<0.50	<2.0	<0.48	<0.24
o-Xylene (ug/L)	2000 / 400	<0.40	<0.40	<0.60	<0.50	<1.0	<0.24	<0.17
Toluene (ug/L)	800 / 160	<0.40	<0.40	<0.40	<0.20	<1.0	<0.23	<0.17

		492 Green Mill Ln.										
ES / PAL		Mar-86	Dec-95	Oct-97	Dec-99	Nov-00	Mar-02	Feb-03	Mar-04	Apr-05	Mar-06	Jun-07
Dichlorodifluoromethane (ug/L)	1000 / 200		<0.080	<0.14	<0.14	<0.14	J ^(0.25)	<0.14	<0.93	<0.60	<0.60	<0.40
Tetrachloroethene (ug/L)	5 / 0.5	1.8	J ^(0.21)	<0.13	<0.13	<0.13	<0.13	<0.13	<0.18	<0.40	<0.40	<0.40
trans-1,2-Dichloroethene (ug/L)	100 / 20		<0.040	<0.11	<0.11	<0.11	<0.11	<0.11	<0.11	<0.60	<0.60	<0.50
1,1,1-Trichloroethane (ug/L)	200 / 40	30	1.8	1.4	0.84	0.50	0.68	0.30	J ^(0.088)	<0.60	<0.60	<0.60
1,1-Dichloroethene (ug/L)	7 / 0.7	2.1	0.63	J ^(0.17)	<0.10	J ^(0.17)	J ^(0.12)	<0.10	<0.14	<0.50	<0.50	<0.40
1,2-Dichloroethane (ug/L)	5 / 0.5		<0.23	<0.27	<0.27	<0.27	<0.27	<0.27	<0.053	<0.50	<0.50	<0.30
1,1,2-Trichloroethane (ug/L)	5 / 0.5		<0.030	<0.18	<0.18	<0.18	<0.18	<0.18	<0.12	<0.40	<0.40	<0.50
Trichloroethene (ug/L)	5 / 0.5	22	2.7	2.5	1.7	1.5	1.6	0.93	J ^(0.82)	1.1	1.0	1.1
1,1-Dichloroethane (ug/L)	850 / 85		<0.10	<0.26	<0.26	<0.26	<0.26	<0.26	<0.063	<0.50	<0.50	<0.40
cis-1,2-Dichloroethene (ug/L)	70 / 7		<0.080	<0.12	<0.12	<0.12	<0.12	<0.12	<0.039	<0.60	<0.60	<0.40
Trichlorofluoromethane (ug/L)	3490 / 698		J ^(0.76)	<0.51	<0.51	<0.51	<0.51	<0.51	<0.11	<0.50	<0.50	<0.40
Chloroethane (ug/L)	400 / 80		<0.050	<0.24	<0.24	<0.24	<0.24	<0.24	<0.11	<0.70	<0.70	<0.40
Vinyl chloride (ug/L)	0.2 / 0.02		<0.070	<0.11	<0.11	<0.11	<0.11	<0.11	<0.13	<0.12	<0.12	<0.15
Chloromethane (ug/L)	30 / 3		B J ^(0.37)	<0.090	<0.090	<0.090	<0.090	<0.090	<0.15	<0.24	<0.24	J ^(0.49)
Methylene chloride (ug/L)	5 / 0.5		<0.27	<0.45	<0.45	<0.45	<0.45	<0.45	<1.3	1.5	<0.40	<0.50
p/m Xylene (ug/L)	Total Xylenes		<0.30	<0.31	<0.31	<0.31	<0.31	<0.31	<0.12	<1.0	<1.0	<0.50
o-Xylene (ug/L)	2000 / 400		<0.22	<0.35	<0.35	<0.35	<0.35	<0.35	<0.14	<0.40	<0.40	<0.50
Toluene (ug/L)	800 / 160		<0.16	<0.16	<0.16	<0.16	<0.16	<0.16	<0.075	<0.40	<0.40	<0.20

J- Result is less than the LOQ but greater than the LOD.

B- Parameter was detected in the method blank.

LOD- Limit of Detection

²- May be associated with chlorination of well.

LOQ-Limit of Quantification

^D-Quantification was performed on a dilution of the sample.

ug/L- Micrograms per Liter (parts per billion).

- Indicates Detection.

*- Inorganic water quality data available.

ND- No Detect.

P/NP- Present/Not Present

NA- Not Analyzed

- Analytical data obtained from the WDNR Special Well Construction Area Data Base, Town of Hudson, Wisconsin.

TABLE 1 (cont.)

	ES / PAL	492 Green Mill Ln. (cont.)							
		Mar-08	Apr-09	Apr-10	May-12	Nov-12	Jul-13	Sep-15	Nov-18
Dichlorodifluoromethane (ug/L)	1000 / 200	<0.40	<1.0	<0.50	<0.20	<0.20	<0.40	<0.49	<0.23
Tetrachloroethene (ug/L)	5 / 0.5	<0.40	<1.0	<0.50	<0.13	<0.13	<0.29	<0.19	<0.17
trans-1,2-Dichloroethene (ug/L)	100 / 20	<0.50	<1.0	<0.50	<0.14	<0.15	<0.24	<0.21	<0.24
1,1,1-Trichloroethane (ug/L)	200 / 40	J ^(0.86)	<1.0	<0.50	J ^(0.26)	J ^(0.20)	<0.50	<0.22	<0.14
1,1-Dichloroethene (ug/L)	7 / 0.7	<0.40	<1.0	<0.50	<0.19	<0.19	<0.24	<0.22	<0.16
1,2-Dichloroethane (ug/L)	5 / 0.5	<0.30	<1.0	<0.50	<0.37	<0.37	<0.22	<0.17	<0.22
1,1,2-Trichloroethane (ug/L)	5 / 0.5	<0.50	<1.0	<0.50	<0.015	<0.15	<0.16	<0.24	<0.18
Trichloroethene (ug/L)	5 / 0.5	1.4	1.4	1.1	J ^(0.96)	J ^(0.82)	0.73	0.41	J ^(0.28)
1,1-Dichloroethane (ug/L)	850 / 85	<0.40	<1.0	<0.50	<0.11	<0.11	<0.50	<0.22	<0.17
cis-1,2-Dichloroethene (ug/L)	70 / 7	<0.40	<1.0	<0.50	<0.085	<0.085	<0.23	<0.25	<0.15
Trichlorofluoromethane (ug/L)	3490 / 698	<0.40	<1.0	<0.50	<0.13	<0.13	<0.13	<0.18	<0.23
Chloroethane (ug/L)	400 / 80	<0.40	<1.0	<0.50	<0.22	<0.22	<0.50	<0.34	<0.49
Vinyl chloride (ug/L)	0.2 / 0.02	<0.15	<0.40	<0.20	<0.16	<0.16	<0.14	<0.15	<0.092
Chloromethane (ug/L)	30 / 3	<0.30	<4.0	<2.0	<0.41	<0.41	<2.0	<0.64	<0.16
Methylene chloride (ug/L)	5 / 0.5	<0.50	<4.0	<2.0	<2.0	<2.0	<2.0	<0.56	<0.98
p/m Xylene (ug/L)	Total Xylenes	<0.50	<2.0	<1.0	<0.17	<0.22	<0.48	<0.41	<0.31
o-Xylene (ug/L)	2000 / 400	<0.50	<1.0	<0.50	<0.077	<0.10	<0.24	<0.19	<0.16
Toluene (ug/L)	800 / 160	<0.20	<1.0	<0.50	<0.076	<0.077	<0.23	J ^(0.19)	<0.083

	ES / PAL	502 Green Mill Ln.										
		Jan-01	Feb-01	Jul-01	Jan-03	Mar-04	Feb-05	Feb-06	Sep-07	May-08	Sep-09	Nov-18
Dichlorodifluoromethane (ug/L)	1000 / 200	<0.14	<0.14	<0.14	<0.14	<0.93	<0.40	<0.60	<0.40	<0.40	<1.0	<0.23
Tetrachloroethene (ug/L)	5 / 0.5	<0.13	J ^(0.14)	0.41	<0.13	<0.18	<0.40	<0.40	<0.40	<0.40	<1.0	<0.17
trans-1,2-Dichloroethene (ug/L)	100 / 20	<0.11	<0.11	<0.11	<0.11	<0.11	<0.50	<0.60	<0.50	<0.50	<1.0	<0.24
1,1,1-Trichloroethane (ug/L)	200 / 40	2.4	2.6	3	1.1	<0.086	J ^(1.4)	J ^(1.3)	2.8	3.1	1.7	<0.14
1,1-Dichloroethene (ug/L)	7 / 0.7	0.33	1.1	0.59	<0.10	<0.14	<0.30	<0.50	<0.40	J ^(0.45)	<1.0	<0.16
1,2-Dichloroethane (ug/L)	5 / 0.5	0.34	<0.27	<0.27	<0.27	<0.053	<0.40	<0.50	<0.30	<0.30	<1.0	<0.22
1,1,2-Trichloroethane (ug/L)	5 / 0.5	<0.18	<0.18	<0.18	<0.18	<0.12	<0.40	<0.40	<0.50	<0.50	<1.0	<0.18
Trichloroethene (ug/L)	5 / 0.5	5.5	5.9	5.8	2.9	2.9	3.2	2.8	3.2	4.0	3.8	0.88
1,1-Dichloroethane (ug/L)	850 / 85	<0.26	0.62	0.35	<0.26	<0.063	<0.50	<0.50	<0.40	<0.40	<1.0	<0.17
cis-1,2-Dichloroethene (ug/L)	70 / 7	J ^(0.14)	0.86	0.32	<0.12	<0.039	<0.25	<0.60	<0.40	<0.40	<1.0	<0.15
Trichlorofluoromethane (ug/L)	3490 / 698	<0.51	<0.51	<0.51	<0.51	<0.11	<0.50	<0.50	<0.40	<0.40	<1.0	<0.23
Chloroethane (ug/L)	400 / 80	<0.24	<0.24	<0.24	<0.24	<0.11	<0.50	<0.70	<0.40	<0.40	<1.0	<0.49
Vinyl chloride (ug/L)	0.2 / 0.02	<0.11	<0.11	<0.11	<0.11	<0.13	<0.12	<0.12	<0.15	<0.15	<0.40	<0.092
Chloromethane (ug/L)	30 / 3	<0.090	<0.090	<0.090	<0.090	<0.15	<0.30	<0.24	J ^(0.57)	<0.30	<4.0	<0.16
Methylene chloride (ug/L)	5 / 0.5	<0.45	<0.45	<0.45	<0.45	<1.3	<0.50	<0.40	<0.50	<0.50	<4.0	<0.98
p/m Xylene (ug/L)	Total Xylenes	<0.31	<0.31	<0.31	<0.31	<0.12	<0.70	<1.0	<0.50	<0.50	<2.0	<0.31
o-Xylene (ug/L)	2000 / 400	<0.35	<0.35	<0.35	<0.35	<0.14	<0.30	<0.40	<0.50	<0.50	<1.0	<0.16
Toluene (ug/L)	800 / 160	<0.16	<0.16	<0.16	<0.16	<0.075	<0.40	<0.40	<0.20	<0.20	<1.0	<0.083

J- Result is less than the LOQ but greater than the LOD.

B- Parameter was detected in the method blank.

LOD- Limit of Detection

²- May be associated with chlorination of well.

LOQ-Limit of Quantification

^D-Quantification was performed on a dilution of the sample.

ug/L- Micrograms per Liter (parts per billion).

- Indicates Detection.

*- Inorganic water quality data available.

ND- No Detect.

P/NP- Present/Not Present

NA- Not Analyzed

- Analytical data obtained from the WDNR Special Well Construction Area Data Base, Town of Hudson, Wisconsin.

TABLE 1 (cont.)

ES / PAL	503 Green Mill Ln.											
	Oct-00	Dec-00	Mar-01	Jul-01	Jan-03	Feb-04	Feb-05	Mar-06	Apr-07	Mar-08	Oct-09	
Dichlorodifluoromethane (ug/L)	1000 / 200	<0.14	<0.14	J ^(0.36)	<0.14	<0.14	<0.14	<0.40	<0.60	<0.29	<0.40	<1.0
Tetrachloroethene (ug/L)	5 / 0.5	<0.13	<0.13	<0.13	J ^(0.28)	<0.13	<0.13	<0.40	<0.40	<0.29	<0.40	<1.0
trans-1,2-Dichloroethene (ug/L)	100 / 20	<0.11	<0.11	<0.11	<0.11	<0.11	<0.11	<0.50	<0.60	<0.40	<0.50	<1.0
1,1,1-Trichloroethane (ug/L)	200 / 40	0.91	0.3	0.74	0.87	<0.19	0.36	<0.50	J ^(0.63)	J ^(1.1)	J ^(1.6)	<1.0
1,1-Dichloroethene (ug/L)	7 / 0.7	<0.10	<0.10	0.21	0.32	<0.10	<0.10	<0.30	<0.50	<0.30	<0.40	<1.0
1,2-Dichloroethane (ug/L)	5 / 0.5	<0.27	<0.27	<0.27	<0.27	<0.27	<0.27	<0.40	<0.50	<0.50	<0.30	<1.0
1,1,2-Trichloroethane (ug/L)	5 / 0.5	<0.18	<0.18	<0.18	<0.18	<0.18	<0.18	<0.40	<0.40	<0.50	<0.50	<1.0
Trichloroethene (ug/L)	5 / 0.5	2.0	2.1	2.2	2.2	0.71	1.3	1.4	1.2	1.4	2.5	1.4
1,1-Dichloroethane (ug/L)	850 / 85	<0.26	<0.26	<0.26	<0.26	<0.26	<0.26	<0.50	<0.50	<0.40	<0.40	<1.0
cis-1,2-Dichloroethene (ug/L)	70 / 7	<0.12	<0.12	<0.12	<0.12	<0.12	<0.12	<0.25	<0.60	<0.40	<0.40	<1.0
Trichlorofluoromethane (ug/L)	3490 / 698	<0.51	<0.51	<0.51	<0.51	<0.51	<0.51	<0.50	<0.50	<0.70	<0.40	<1.0
Chloroethane (ug/L)	400 / 80	<0.24	<0.24	<0.24	<0.24	<0.24	<0.24	<0.50	<0.70	<0.60	<0.40	<1.0
Vinyl chloride (ug/L)	0.2 / 0.02	<0.11	<0.11	<0.11	<0.11	<0.11	<0.11	<0.12	<0.12	<0.15	<0.15	<0.40
Chloromethane (ug/L)	30 / 3	<0.090	<0.090	<0.090	<0.090	<0.090	<0.090	<0.30	<0.24	<0.30	<0.30	<4.0
Methylene chloride (ug/L)	5 / 0.5	<0.45	<0.45	<0.45	<0.45	<0.45	<0.45	<0.50	<0.40	<1.0	<0.50	<4.0
p/m Xylene (ug/L)	Total Xylenes	<0.31	<0.31	<0.31	<0.31	<0.31	<0.31	<0.70	<1.0	<0.90	<0.50	<2.0
o-Xylene (ug/L)	2000 / 400	<0.35	<0.35	<0.35	<0.35	<0.35	<0.35	<0.30	<0.40	<0.60	<0.50	<1.0
Toluene (ug/L)	800 / 160	<0.16	0.7	<0.16	<0.16	<0.16	<0.16	<0.40	<0.40	<0.40	<0.20	<1.0
Dibromochloromethane (ug/L)	60 / 6	0.71	<0.29	<0.29	<0.29	<0.29	<0.29	<0.28	<0.60	<0.60	<0.23	<1.0
Isopropyl benzene (ug/L)	No Standard	0.66	<0.22	<0.22	<0.22	<0.22	<0.22	<0.40	<0.40	<0.60	<0.20	<1.0
Bromoform (ug/L)	4.4 / 0.44	1.8	<0.56	<0.56	<0.56	<0.56	<0.56	<0.30	<0.50	<0.21	<0.50	<8.0

ES / PAL	503 Green Mill Ln. (cont.)		
	May-12	Oct-17	
Dichlorodifluoromethane (ug/L)	1000 / 200	<0.20	<0.31
Tetrachloroethene (ug/L)	5 / 0.5	<0.13	<0.16
trans-1,2-Dichloroethene (ug/L)	100 / 20	<0.14	<0.21
1,1,1-Trichloroethane (ug/L)	200 / 40	<0.19	<0.15
1,1-Dichloroethene (ug/L)	7 / 0.7	<0.11	<0.18
1,2-Dichloroethane (ug/L)	5 / 0.5	<0.37	<0.32
1,1,2-Trichloroethane (ug/L)	5 / 0.5	<0.015	<0.22
Trichloroethene (ug/L)	5 / 0.5	J ^(0.95)	0.48
1,1-Dichloroethane (ug/L)	850 / 85	<0.11	<0.14
cis-1,2-Dichloroethene (ug/L)	70 / 7	<0.085	<0.20
Trichlorofluoromethane (ug/L)	3490 / 698	<0.18	<0.13
Chloroethane (ug/L)	400 / 80	<0.22	<0.44
Vinyl chloride (ug/L)	0.2 / 0.02	<0.16	<0.096
Chloromethane (ug/L)	30 / 3	<0.41	<1.1
Methylene chloride (ug/L)	5 / 0.5	<2.0	<1.2
p/m Xylene (ug/L)	Total Xylenes	<0.17	<0.24
o-Xylene (ug/L)	2000 / 400	<0.077	<0.17
Toluene (ug/L)	800 / 160	<0.076	<0.17
Dibromochloromethane (ug/L)	60 / 6	<0.10	<0.13
Isopropyl benzene (ug/L)	No Standard	<0.076	<0.17
Bromoform (ug/L)	4.4 / 0.44	<0.068	<1.0

J- Result is less than the LOQ but greater than the LOD.

B- Parameter was detected in the method blank.

LOD- Limit of Detection

²- May be associated with chlorination of well.

LOQ-Limit of Quantification

^D-Quantification was performed on a dilution of the sample.

ug/L- Micrograms per Liter (parts per billion).

- Indicates Detection.

*- Inorganic water quality data available.

ND- No Detect.

P/NP- Present/Not Present

NA- Not Analyzed

- Analytical data obtained from the WDNR Special Well Construction Area Data Base, Town of Hudson, Wisconsin.

TABLE 1 (cont.)

ES / PAL	506 Green Mill Ln.											
	Apr-00	Oct-00	May-01	Apr-02	Apr-03	Apr-04	Mar-05	Mar-06	Mar-07	May-08	Apr-09	
Dichlorodifluoromethane (ug/L)	1000 / 200	J ^(0.43)	<0.14	J ^(0.38)	<0.14	<0.14	<0.063	2.5	<0.60	<0.29	<0.40	<1.0
Tetrachloroethene (ug/L)	5 / 0.5	<0.13	<0.13	<0.13	<0.13	<0.13	J ^(0.15)	<0.40	<0.40	<0.29	<0.40	<1.0
trans-1,2-Dichloroethene (ug/L)	100 / 20	<0.11	<0.11	<0.11	<0.11	<0.11	<0.059	<0.60	<0.60	<0.40	<0.50	<1.0
1,1,1-Trichloroethane (ug/L)	200 / 40	<0.19	<0.19	<0.19	<0.19	<0.19	<0.065	<0.60	<0.60	<0.50	<0.60	<1.0
1,1-Dichloroethene (ug/L)	7 / 0.7	<0.10	<0.10	<0.10	<0.10	<0.10	<0.061	<0.50	<0.50	<0.30	<0.40	<1.0
1,2-Dichloroethane (ug/L)	5 / 0.5	<0.27	<0.27	<0.27	<0.27	<0.27	<0.054	<0.50	<0.50	<0.50	<0.30	<1.0
1,1,2-Trichloroethane (ug/L)	5 / 0.5	<0.18	<0.18	<0.18	<0.18	<0.18	<0.052	<0.40	<0.40	<0.50	<0.50	<1.0
Trichloroethene (ug/L)	5 / 0.5	0.60	0.65	J ^(1.2)	1.3	1.0	1.2	1.4	1.2	1.0	0.99	1.1
1,1-Dichloroethane (ug/L)	850 / 85	J ^(0.24)	<0.26	<0.26	<0.26	<0.26	<0.057	<0.50	<0.50	<0.40	<0.40	<1.0
cis-1,2-Dichloroethene (ug/L)	70 / 7	<0.12	<0.12	J ^(0.15)	<0.12	<0.12	<0.055	<0.60	<0.60	<0.40	<0.40	<1.0
Trichlorofluoromethane (ug/L)	3490 / 698	<0.51	<0.51	J ^(0.77)	J ^(0.52)	<0.51	J ^(0.27)	<0.50	<0.50	<0.70	<0.40	<1.0
Chloroethane (ug/L)	400 / 80	<0.24	<0.24	<0.24	<0.24	<0.24	<0.074	<0.70	<0.70	<0.60	<0.40	<1.0
Vinyl chloride (ug/L)	0.2 / 0.02	<0.11	<0.11	<0.11	<0.11	<0.11	<0.065	<0.12	<0.12	<0.15	<0.15	<0.40
Chloromethane (ug/L)	30 / 3	J ^(0.18)	<0.090	<0.090	<0.090	J ^(0.11)	<0.074	<0.24	<0.24	J ^(0.31)	<0.30	<1.0
Methylene chloride (ug/L)	5 / 0.5	<0.45	<0.45	<0.45	<0.45	<0.45	<0.44	<0.40	<0.40	<1.0	<0.50	<4.0
p/m Xylene (ug/L)	Total Xylenes	<0.31	<0.31	<0.31	<0.31	<0.31	<0.13	<1.0	<1.0	<0.90	<0.50	<2.0
o-Xylene (ug/L)	2000 / 400	<0.35	<0.35	<0.35	<0.35	<0.35	<0.062	<0.40	<0.40	<0.60	<0.50	<1.0
Toluene (ug/L)	800 / 160	<0.16	<0.16	<0.16	<0.16	<0.16	<0.069	<0.40	<0.40	<0.40	<0.20	<1.0
Bromodichloromethane ² (ug/L)	0.6 / 0.06	<0.070	<0.070	<0.070	<0.070	<0.070	<0.064	<0.13	<0.13	<0.15	<0.19	<1.0

ES / PAL	506 Green Mill Ln. (cont.)					
	Mar-10	May-12	Jul-13	Jun-15	Feb-18	
Dichlorodifluoromethane (ug/L)	1000 / 200	<0.50	<0.20	<0.40	<0.49	<0.31
Tetrachloroethene (ug/L)	5 / 0.5	<0.50	<0.13	<0.29	<0.19	<0.16
trans-1,2-Dichloroethene (ug/L)	100 / 20	<0.50	<0.14	<0.24	<0.21	<0.21
1,1,1-Trichloroethane (ug/L)	200 / 40	<0.50	<0.19	<0.50	<0.20	<0.15
1,1-Dichloroethene (ug/L)	7 / 0.7	<0.50	<0.11	<0.24	<0.22	<0.18
1,2-Dichloroethane (ug/L)	5 / 0.5	<0.50	<0.37	<0.22	<0.17	<0.32
1,1,2-Trichloroethane (ug/L)	5 / 0.5	<0.50	<0.015	<0.16	<0.24	<0.22
Trichloroethene (ug/L)	5 / 0.5	1.2	J ^(0.79)	0.84	0.75	0.76
1,1-Dichloroethane (ug/L)	850 / 85	<0.50	<0.11	<0.50	<0.22	<0.14
cis-1,2-Dichloroethene (ug/L)	70 / 7	<0.50	<0.085	<0.23	<0.25	<0.20
Trichlorofluoromethane (ug/L)	3490 / 698	<0.50	J ^(0.16)	<0.13	<0.18	J ^(0.15)
Chloroethane (ug/L)	400 / 80	<0.50	<0.22	<0.50	<0.34	<0.44
Vinyl chloride (ug/L)	0.2 / 0.02	<0.20	<0.16	<0.14	<0.15	<0.096
Chloromethane (ug/L)	30 / 3	<2.0	<0.41	<2.0	<0.64	<1.1
Methylene chloride (ug/L)	5 / 0.5	<2.0	<2.0	<2.0	<0.56	<1.2
p/m Xylene (ug/L)	Total Xylenes	<1.0	<0.17	<0.48	<0.41	<0.24
o-Xylene (ug/L)	2000 / 400	<0.50	<0.077	<0.24	<0.19	<0.17
Toluene (ug/L)	800 / 160	<0.50	<0.076	<0.23	<0.13	<0.17
Bromodichloromethane ² (ug/L)	0.6 / 0.06	<0.50	<0.11	<0.25	<0.18	<0.20

J- Result is less than the LOQ but greater than the LOD.
 B- Parameter was detected in the method blank.
 LOD- Limit of Detection
 ‡ - May be associated with chlorination of well.

LOQ-Limit of Quantification
 † - Quantification was performed on a dilution of the sample.
 ug/L- Micrograms per Liter (parts per billion).
 - Indicates Detection.

*- Inorganic water quality data available.
 ND- No Detect.
 P/NP- Present/Not Present
 NA- Not Analyzed

- Analytical data obtained from the WDNR Special Well Construction Area Data Base, Town of Hudson, Wisconsin.

TABLE 1 (cont.)

	ES / PAL	510 Green Mill Ln.										
		Dec-01	Jan-03	Feb-04	Jan-05	Feb-06	Apr-07	Feb-08	Apr-09	Apr-10	May-12	Jul-13
Dichlorodifluoromethane (ug/L)	1000 / 200	<0.14	J ^(0.33)	<0.14	<0.40	<0.60	J ^(0.35)	<0.40	<1.0	<0.50	<0.20	<0.40
Tetrachloroethene (ug/L)	5 / 0.5	<0.13	J ^(0.21)	<0.13	<0.40	<0.40	<0.29	<0.40	<1.0	<0.50	<0.13	<0.29
trans-1,2-Dichloroethene (ug/L)	100 / 20	<0.11	<0.11	<0.11	<0.50	<0.60	<0.40	<0.50	<1.0	<0.50	<0.14	<0.24
1,1,1-Trichloroethane (ug/L)	200 / 40	<0.19	<0.19	<0.19	<0.50	<0.60	<0.50	<0.60	<1.0	<0.50	<0.19	<0.50
1,1-Dichloroethene (ug/L)	7 / 0.7	<0.10	<0.10	<0.10	<0.30	<0.50	<0.30	<0.40	<1.0	<0.50	<0.19	<0.24
1,2-Dichloroethane (ug/L)	5 / 0.5	<0.27	<0.27	<0.27	<0.40	<0.50	<0.50	<0.30	<1.0	<0.50	<0.37	<0.22
1,1,2-Trichloroethane (ug/L)	5 / 0.5	<0.18	<0.18	<0.18	<0.40	<0.40	<0.50	<0.50	<1.0	<0.50	<0.015	<0.16
Trichloroethene (ug/L)	5 / 0.5	0.95	0.88	0.99	1.3	1.2	1.3	0.98	1.2	1.2	J ^(0.92)	0.86
1,1-Dichloroethane (ug/L)	850 / 85	<0.26	<0.26	<0.26	<0.50	<0.50	<0.40	<0.40	<1.0	<0.50	<0.11	<0.50
cis-1,2-Dichloroethene (ug/L)	70 / 7	<0.12	<0.12	<0.12	<0.25	<0.60	<0.40	<0.40	<1.0	<0.50	<0.085	<0.23
Trichlorofluoromethane (ug/L)	3490 / 698	<0.51	<0.51	<0.51	<0.50	<0.50	<0.70	<0.40	<1.0	<0.50	<0.13	J ^(0.18)
Chloroethane (ug/L)	400 / 80	<0.24	<0.24	<0.24	<0.50	<0.70	<0.60	<0.40	<1.0	<0.50	<0.22	<0.50
Vinyl chloride (ug/L)	0.2 / 0.02	<0.11	<0.11	<0.11	<0.12	<0.12	<0.15	<0.15	<0.40	<0.20	<0.16	<0.14
Chloromethane (ug/L)	30 / 3	<0.090	<0.090	<0.090	<0.30	<0.24	<0.30	<0.30	<4.0	<2.0	<0.41	<2.0
Methylene chloride (ug/L)	5 / 0.5	<0.45	<0.45	<0.45	<0.50	<0.40	<1.0	<0.50	<4.0	<2.0	<2.0	<2.0
p/m Xylene (ug/L)	Total Xylenes	<0.31	<0.31	<0.31	<0.70	<1.0	<0.90	<0.50	<2.0	<1.0	<0.17	<0.48
o-Xylene (ug/L)	2000 / 400	<0.35	<0.35	<0.35	<0.30	<0.40	<0.60	<0.50	<1.0	<0.50	<0.077	<0.24
Toluene (ug/L)	800 / 160	<0.16	<0.16	<0.16	<0.40	<0.40	<0.40	<0.20	<1.0	<0.50	<0.076	<0.23
Bromodichloromethane ² (ug/L)	0.6 / 0.06	<0.070	<0.070	<0.070	<0.13	<0.13	<0.15	<0.19	<1.0	<0.50	<0.11	<0.25
Isopropyl benzene (ug/L)	No Standard	<0.22	0.55	<0.22	<0.40	<0.40	<0.60	<0.20	<1.0	<0.50	<0.076	<0.50

	ES / PAL	510 Green Mill Ln. (cont.) Feb-18
		Dichlorodifluoromethane (ug/L)
Tetrachloroethene (ug/L)	5 / 0.5	<0.16
trans-1,2-Dichloroethene (ug/L)	100 / 20	<0.21
1,1,1-Trichloroethane (ug/L)	200 / 40	<0.15
1,1-Dichloroethene (ug/L)	7 / 0.7	<0.18
1,2-Dichloroethane (ug/L)	5 / 0.5	<0.32
1,1,2-Trichloroethane (ug/L)	5 / 0.5	<0.22
Trichloroethene (ug/L)	5 / 0.5	0.73
1,1-Dichloroethane (ug/L)	850 / 85	<0.14
cis-1,2-Dichloroethene (ug/L)	70 / 7	<0.20
Trichlorofluoromethane (ug/L)	3490 / 698	<0.13
Chloroethane (ug/L)	400 / 80	<0.44
Vinyl chloride (ug/L)	0.2 / 0.02	<0.096
Chloromethane (ug/L)	30 / 3	<1.1
Methylene chloride (ug/L)	5 / 0.5	<1.2
p/m Xylene (ug/L)	Total Xylenes	<0.24
o-Xylene (ug/L)	2000 / 400	<0.17
Toluene (ug/L)	800 / 160	<0.17
Bromodichloromethane ² (ug/L)	0.6 / 0.06	<0.20
Isopropyl benzene (ug/L)	No Standard	<0.17

J- Result is less than the LOQ but greater than the LOD.

B- Parameter was detected in the method blank.

LOD- Limit of Detection

^z- May be associated with chlorination of well.

LOQ-Limit of Quantification

^u-Quantification was performed on a dilution of the sample.

ug/L- Micrograms per Liter (parts per billion).

- Indicates Detection.

*- Inorganic water quality data available.

ND- No Detect.

P/NP- Present/Not Present

NA- Not Analyzed

- Analytical data obtained from the WDNR Special Well Construction Area Data Base, Town of Hudson, Wisconsin.

		514 Green Mill Ln.										
ES / PAL		Jan-00	Aug-00	Mar-02	Feb-03	Jun-04	Jun-05	Sep-06	Jun-07	Feb-08	Apr-09	May-12
Dichlorodifluoromethane (ug/L)	1000 / 200	J ^(0.28)	<0.14	J ^(0.29)	<0.14	<0.063	<0.60	<0.29	<0.40	<0.40	<1.0	<0.20
Tetrachloroethene (ug/L)	5 / 0.5	<0.13	<0.13	<0.13	<0.13	J ^(0.24)	<0.40	<0.29	<0.40	<0.40	<1.0	<0.13
trans-1,2-Dichloroethene (ug/L)	100 / 20	<0.11	<0.11	<0.11	<0.11	<0.059	<0.60	<0.40	<0.50	<0.50	<1.0	<0.14
1,1,1-Trichloroethane (ug/L)	200 / 40	<0.19	<0.19	<0.19	<0.19	<0.065	<0.60	<0.50	<0.60	<0.60	<1.0	<0.19
1,1-Dichloroethene (ug/L)	7 / 0.7	<0.10	<0.10	<0.10	<0.10	<0.061	<0.50	<0.30	<0.40	<0.40	<1.0	<0.19
1,2-Dichloroethane (ug/L)	5 / 0.5	<0.27	<0.27	<0.27	<0.27	<0.054	<0.50	<0.50	<0.30	<0.30	<1.0	<0.37
1,1,2-Trichloroethane (ug/L)	5 / 0.5	<0.18	<0.18	<0.18	<0.18	<0.052	<0.40	<0.50	<0.50	<0.50	<1.0	<0.015
Trichloroethene (ug/L)	5 / 0.5	0.48	1.1	1.2	1.1	1.2	1.2	1.1	1.0	1.1	1.1	J ^(0.81)
1,1-Dichloroethane (ug/L)	850 / 85	<0.26	<0.26	<0.26	<0.26	<0.057	<0.50	<0.40	<0.40	<0.40	<1.0	<0.11
cis-1,2-Dichloroethene (ug/L)	70 / 7	<0.12	<0.12	<0.12	<0.12	<0.055	<0.60	<0.40	<0.40	<0.40	<1.0	<0.085
Trichlorofluoromethane (ug/L)	3490 / 698	J ^(0.58)	J ^(0.82)	<0.51	<0.51	<0.060	<0.50	<0.70	<0.40	J ^(0.42)	<1.0	J ^(0.16)
Chloroethane (ug/L)	400 / 80	<0.24	<0.24	<0.24	<0.24	<0.074	<0.70	<0.60	<0.40	<0.40	<1.0	<0.22
Vinyl chloride (ug/L)	0.2 / 0.02	<0.11	<0.11	<0.11	<0.11	<0.065	<0.12	<0.15	<0.15	<0.15	<0.40	<0.16
Chloromethane (ug/L)	30 / 3	<0.090	<0.090	<0.090	<0.090	<0.074	<0.24	<0.30	<0.30	<0.30	<4.0	<0.41
Methylene chloride (ug/L)	5 / 0.5	<0.45	<0.45	<0.45	<0.45	<0.44	<0.40	<1.0	<0.50	<0.50	<4.0	<2.0
p/m Xylene (ug/L)	Total Xylenes	<0.31	<0.31	<0.31	<0.31	<0.13	<1.0	<0.90	<0.50	<0.50	<2.0	<0.17
o-Xylene (ug/L)	2000 / 400	<0.35	<0.35	<0.35	<0.35	<0.062	<0.40	<0.60	<0.50	<0.50	<1.0	<0.077
Toluene (ug/L)	800 / 160	<0.16	<0.16	<0.16	<0.16	<0.069	<0.40	<0.40	<0.20	<0.20	<1.0	<0.076
Bromodichloromethane ² (ug/L)	0.6 / 0.06	0.38	<0.070	<0.070	<0.070	<0.064	<0.13	<0.15	<0.19	<0.19	<1.0	<0.11
Isopropyl benzene (ug/L)	No Standard	<0.22	<0.22	<0.22	J ^(0.36)	<0.064	<0.40	<0.60	<0.20	<0.20	<1.0	<0.076

		514 Green Mill Ln. (cont.)		
ES / PAL		Jul-13	Jun-17	Dec-17
Dichlorodifluoromethane (ug/L)	1000 / 200	<0.20	<0.23	<0.31
Tetrachloroethene (ug/L)	5 / 0.5	<0.29	<0.25	<0.16
trans-1,2-Dichloroethene (ug/L)	100 / 20	<0.24	<0.16	<0.21
1,1,1-Trichloroethane (ug/L)	200 / 40	<0.50	<0.17	<0.15
1,1-Dichloroethene (ug/L)	7 / 0.7	<0.24	<0.28	<0.18
1,2-Dichloroethane (ug/L)	5 / 0.5	<0.22	J ^(0.24)	<0.32
1,1,2-Trichloroethane (ug/L)	5 / 0.5	<0.16	<0.15	<0.22
Trichloroethene (ug/L)	5 / 0.5	0.75	0.60	0.85
1,1-Dichloroethane (ug/L)	850 / 85	<0.50	<0.17	<0.14
cis-1,2-Dichloroethene (ug/L)	70 / 7	<0.23	<0.12	<0.20
Trichlorofluoromethane (ug/L)	3490 / 698	<0.13	<0.33	<0.13
Chloroethane (ug/L)	400 / 80	<0.50	<0.34	<0.44
Vinyl chloride (ug/L)	0.2 / 0.02	<0.14	<0.069	<0.0096
Chloromethane (ug/L)	30 / 3	<2.0	<0.25	<1.1
Methylene chloride (ug/L)	5 / 0.5	<2.0	<0.29	<1.2
p/m Xylene (ug/L)	Total Xylenes	<0.48	<0.11	<0.24
o-Xylene (ug/L)	2000 / 400	<0.24	<0.20	<0.17
Toluene (ug/L)	800 / 160	<0.23	<0.14	<0.17

J- Result is less than the LOQ but greater than the LOD.

B- Parameter was detected in the method blank.

LOD- Limit of Detection

²- May be associated with chlorination of well.

LOQ-Limit of Quantification

^u-Quantification was performed on a dilution of the sample.

ug/L- Micrograms per Liter (parts per billion).

- Indicates Detection.

*- Inorganic water quality data available.

ND- No Detect.

P/NP- Present/Not Present

NA- Not Analyzed

- Analytical data obtained from the WDNR Special Well Construction Area Data Base, Town of Hudson, Wisconsin.

TABLE 1 (cont.)

ES / PAL	518 Green Mill Ln.										
	Mar-00	Feb-01	Jul-01	Jan-03	Feb-04	Jan-05	Feb-06	Apr-07	Feb-08	Apr-09	
Dichlorodifluoromethane (ug/L)	1000 / 200	<0.14	J ^(0.43)	J ^(0.69)	J ^(0.36)	<0.14	<0.40	<0.60	<0.29	<0.40	<1.0
Tetrachloroethene (ug/L)	5 / 0.5	<0.13	<0.13	J ^(0.25)	J ^(0.15)	<0.13	<0.40	<0.40	<0.29	<0.40	<1.0
trans-1,2-Dichloroethene (ug/L)	100 / 20	<0.11	<0.11	<0.11	<0.11	<0.11	<0.50	<0.60	<0.40	<0.50	<1.0
1,1,1-Trichloroethane (ug/L)	200 / 40	<0.19	<0.19	<0.19	<0.19	<0.19	<0.50	<0.60	<0.50	<0.60	<1.0
1,1-Dichloroethene (ug/L)	7 / 0.7	<0.10	<0.10	<0.10	<0.10	<0.10	<0.030	<0.50	<0.30	<0.40	<1.0
1,2-Dichloroethane (ug/L)	5 / 0.5	<0.27	<0.27	<0.27	<0.27	<0.27	<0.40	<0.50	<0.50	<0.30	<1.0
1,1,2-Trichloroethane (ug/L)	5 / 0.5	<0.18	<0.18	<0.18	<0.18	<0.18	<0.40	<0.40	<0.50	<0.50	<1.0
Trichloroethene (ug/L)	5 / 0.5	<0.14	0.98	1.2	0.68	0.95	1.2	0.94	1.0	0.90	1.4
1,1-Dichloroethane (ug/L)	850 / 85	<0.26	0.41	J ^(0.29)	<0.26	<0.26	<0.50	<0.50	<0.40	<0.40	<1.0
cis-1,2-Dichloroethene (ug/L)	70 / 7	<0.12	<0.12	<0.12	<0.12	<0.12	<0.25	<0.60	<0.40	<0.40	<1.0
Trichlorofluoromethane (ug/L)	3490 / 698	<0.51	J ^(0.59)	J ^(0.64)	<0.51	<0.51	<0.50	<0.50	<0.70	<0.40	<1.0
Chloroethane (ug/L)	400 / 80	<0.24	<0.24	<0.24	<0.24	<0.24	<0.50	<0.70	<0.60	<0.40	<1.0
Vinyl chloride (ug/L)	0.2 / 0.02	<0.11	<0.11	<0.11	<0.11	<0.11	<0.12	<0.12	<0.15	<0.15	<0.40
Chloromethane (ug/L)	30 / 3	<0.090	<0.090	<0.090	<0.090	<0.090	<0.30	<0.24	<0.30	<0.30	<1.0
Methylene chloride (ug/L)	5 / 0.5	<0.45	<0.45	<0.45	<0.45	<0.45	<0.50	<0.40	<1.0	<0.50	<4.0
p/m Xylene (ug/L)	Total Xylenes	<0.31	<0.31	<0.31	<0.31	<0.31	<0.70	<1.0	<0.90	<0.50	<2.0
o-Xylene (ug/L)	2000 / 400	<0.35	<0.35	<0.35	<0.35	<0.35	<0.30	<0.40	<0.60	<0.50	<1.0
Toluene (ug/L)	800 / 160	<0.16	<0.16	<0.16	<0.16	<0.16	<0.40	<0.40	<0.40	<0.20	<1.0
Bromodichloromethane ² (ug/L)	0.6 / 0.06	0.71	<0.29	<0.29	<0.29	<0.070	<0.13	<0.13	<0.15	<0.19	<1.0

ES / PAL	518 Green Mill Ln. (cont.)						
	Jun-10	Mar-11	May-12	Jul-13	Aug-14	Sep-15	
Dichlorodifluoromethane (ug/L)	1000 / 200	<0.30	<0.29	<0.20	<0.40	<0.50	<0.49
Tetrachloroethene (ug/L)	5 / 0.5	<0.15	<0.15	<0.13	<0.29	<0.16	<0.19
trans-1,2-Dichloroethene (ug/L)	100 / 20	<0.11	<0.11	<0.14	<0.24	<0.23	<0.21
1,1,1-Trichloroethane (ug/L)	200 / 40	<0.090	<0.090	<0.19	<0.50	<0.26	<0.20
1,1-Dichloroethene (ug/L)	7 / 0.7	<0.20	<0.20	<0.19	<0.24	<0.20	<0.22
1,2-Dichloroethane (ug/L)	5 / 0.5	<0.080	<0.080	<0.37	<0.22	<0.13	<0.17
1,1,2-Trichloroethane (ug/L)	5 / 0.5	<0.11	<0.11	<0.015	<0.16	<0.13	<0.24
Trichloroethene (ug/L)	5 / 0.5	J ^(0.67)	J ^(0.82)	J ^(0.65)	0.59	J ^(0.55)	0.46
1,1-Dichloroethane (ug/L)	850 / 85	<0.080	<0.080	<0.11	<0.50	<0.16	<0.22
cis-1,2-Dichloroethene (ug/L)	70 / 7	<0.23	<0.23	<0.085	<0.23	<0.13	<0.25
Trichlorofluoromethane (ug/L)	3490 / 698	<0.14	J ^(0.15)	<0.13	<0.13	<0.22	<0.18
Chloroethane (ug/L)	400 / 80	<0.32	<0.32	<0.22	<0.50	<0.24	<0.34
Vinyl chloride (ug/L)	0.2 / 0.02	<0.11	<0.11	<0.16	<0.14	<0.20	<0.15
Chloromethane (ug/L)	30 / 3	<0.36	<0.36	<0.41	<2.0	<0.34	<0.64
Methylene chloride (ug/L)	5 / 0.5	<2.0	<2.0	<2.0	<2.0	<2.0	<0.56
p/m Xylene (ug/L)	Total Xylenes	<0.15	<0.15	<0.17	<0.48	<0.31	<0.41
o-Xylene (ug/L)	2000 / 400	<0.10	<0.10	<0.077	<0.24	<0.094	<0.19
Toluene (ug/L)	800 / 160	<0.11	<0.11	<0.076	<0.23	<0.11	J ^(0.19)
Bromodichloromethane ² (ug/L)	0.6 / 0.06	<0.15	<0.15	<0.11	<0.25	<0.20	<0.18

J- Result is less than the LOQ but greater than the LOD.

B- Parameter was detected in the method blank.

LOD- Limit of Detection

²- May be associated with chlorination of well.

LOQ-Limit of Quantification

^u- Quantification was performed on a dilution of the sample.

ug/L- Micrograms per Liter (parts per billion).

- Indicates Detection.

*- Inorganic water quality data available.

ND- No Detect.

P/NP- Present/Not Present

NA- Not Analyzed

- Analytical data obtained from the WDNR Special Well Construction Area Data Base, Town of Hudson, Wisconsin.

TABLE 1 (cont.)

ES / PAL	519 Green Mill Ln.											
	Feb-00	Aug-00	Jan-03	May-04	Apr-05	Feb-06	Jun-07	Feb-08	Jun-09	Mar-11	May-12	
Dichlorodifluoromethane (ug/L)	1000 / 200	J ^(0.14)	<0.14	J ^(0.34)	<0.063	<0.60	<0.60	<0.29	<0.40	<1.0	<0.29	<0.20
Tetrachloroethene (ug/L)	5 / 0.5	<0.13	<0.13	J ^(0.15)	<0.075	<0.40	<0.40	<0.29	<0.40	<1.0	<0.15	<0.13
trans-1,2-Dichloroethene (ug/L)	100 / 20	<0.11	<0.11	<0.11	<0.059	<0.60	<0.60	<0.40	<0.50	<1.0	<0.11	<0.14
1,1,1-Trichloroethane (ug/L)	200 / 40	<0.19	<0.19	<0.19	<0.065	<0.60	<0.60	<0.50	<0.60	<1.0	<0.090	<0.19
1,1-Dichloroethene (ug/L)	7 / 0.7	<0.10	<0.10	<0.10	<0.061	<0.50	<0.50	<0.30	<0.40	<1.0	<0.20	<0.11
1,2-Dichloroethane (ug/L)	5 / 0.5	<0.27	<0.27	<0.27	<0.054	<0.50	<0.50	<0.50	<0.30	<1.0	<0.080	<0.37
1,1,2-Trichloroethane (ug/L)	5 / 0.5	<0.18	<0.18	<0.18	<0.052	<0.40	<0.40	<0.50	<0.50	<1.0	<0.11	<0.015
Trichloroethene (ug/L)	5 / 0.5	0.58	1.1	0.61	0.86	0.92	1.0	<0.15	1.0	J ^(0.85)	J ^(0.70)	J ^(0.64)
1,1-Dichloroethane (ug/L)	850 / 85	J ^(0.25)	<0.26	<0.26	<0.057	<0.50	<0.50	<0.40	<0.40	<1.0	<0.080	<0.11
cis-1,2-Dichloroethene (ug/L)	70 / 7	<0.12	<0.12	<0.12	<0.055	<0.60	<0.60	<0.40	<0.40	<1.0	<0.23	<0.085
Trichlorofluoromethane (ug/L)	3490 / 698	<0.51	J ^(0.88)	<0.51	J ^(0.19)	<0.50	<0.50	<0.70	<0.40	<1.0	<0.14	J ^(0.15)
Chloroethane (ug/L)	400 / 80	<0.24	<0.24	<0.24	<0.074	<0.70	<0.70	<0.60	<0.40	<1.0	<0.32	<0.22
Vinyl chloride (ug/L)	0.2 / 0.02	<0.11	<0.11	<0.11	<0.065	<0.12	<0.12	<0.15	<0.15	<0.40	<0.11	<0.16
Chloromethane (ug/L)	30 / 3	J ^(0.89)	<0.090	<0.090	<0.074	<0.24	<0.24	J ^(0.40)	<0.30	<4.0	<0.36	<0.41
Methylene chloride (ug/L)	5 / 0.5	<0.45	<0.45	<0.45	<0.44	1.5	<0.40	<1.0	<0.50	<4.0	<2.0	<2.0
p/m Xylene (ug/L)	Total Xylenes	<0.31	<0.31	<0.31	<0.13	<1.0	<1.0	<0.90	<0.50	<2.0	<0.15	<0.17
o-Xylene (ug/L)	2000 / 400	<0.35	<0.35	<0.35	<0.062	<0.40	<0.40	<0.60	<0.50	<1.0	<0.10	<0.077
Toluene (ug/L)	800 / 160	<0.16	<0.16	<0.16	<0.069	<0.40	<0.40	<0.40	<0.20	<1.0	<0.11	<0.076
Bromodichloromethane ² (ug/L)	0.6 / 0.06	0.75	<0.070	<0.070	<0.064	<0.13	<0.13	<0.15	<0.19	<1.0	<0.15	<0.11
Chloroform ² (ug/L)	6 / 0.6	3.4	<0.18	<0.18	J ^(0.22)	<0.50	<0.50	<0.50	<0.22	<1.0	<0.090	<0.10

519 Green Mill Ln. (cont.)		
ES / PAL	ES / PAL	Jul-13
Dichlorodifluoromethane (ug/L)	1000 / 200	<0.40
Tetrachloroethene (ug/L)	5 / 0.5	<0.29
trans-1,2-Dichloroethene (ug/L)	100 / 20	<0.24
1,1,1-Trichloroethane (ug/L)	200 / 40	<0.50
1,1-Dichloroethene (ug/L)	7 / 0.7	<0.24
1,2-Dichloroethane (ug/L)	5 / 0.5	<0.22
1,1,2-Trichloroethane (ug/L)	5 / 0.5	<0.16
Trichloroethene (ug/L)	5 / 0.5	0.61
1,1-Dichloroethane (ug/L)	850 / 85	<0.24
cis-1,2-Dichloroethene (ug/L)	70 / 7	<0.23
Trichlorofluoromethane (ug/L)	3490 / 698	<0.13
Chloroethane (ug/L)	400 / 80	<0.50
Vinyl chloride (ug/L)	0.2 / 0.02	<0.14
Chloromethane (ug/L)	30 / 3	<2.0
Methylene chloride (ug/L)	5 / 0.5	<2.0
p/m Xylene (ug/L)	Total Xylenes	<0.48
o-Xylene (ug/L)	2000 / 400	<0.24
Toluene (ug/L)	800 / 160	<0.23

J- Result is less than the LOQ but greater than the LOD.

B- Parameter was detected in the method blank.

LOD- Limit of Detection

²- May be associated with chlorination of well.

LOQ-Limit of Quantification

^u- Quantification was performed on a dilution of the sample.

ug/L- Micrograms per Liter (parts per billion).

- Indicates Detection.

*- Inorganic water quality data available.

ND- No Detect.

P/NP- Present/Not Present

NA- Not Analyzed

- Analytical data obtained from the WDNR Special Well Construction Area Data Base, Town of Hudson, Wisconsin.

TABLE 1 (cont.)

ES / PAL	353 Hatchery Road	
	Jan-87	Oct-91
Dichlorodifluoromethane (ug/L)	1000 / 200	
Tetrachloroethene (ug/L)	5 / 0.5	ND
trans-1,2-Dichloroethene (ug/L)	100 / 20	
1,1,1-Trichloroethane (ug/L)	200 / 40	ND
1,1-Dichloroethene (ug/L)	7 / 0.7	ND
1,2-Dichloroethane (ug/L)	5 / 0.5	
1,1,2-Trichloroethane (ug/L)	5 / 0.5	
Trichloroethene (ug/L)	5 / 0.5	ND
1,1-Dichloroethane (ug/L)	850 / 85	ND
cis-1,2-Dichloroethene (ug/L)	70 / 7	
Trichlorofluoromethane (ug/L)	3490 / 698	ND
Chloroethane (ug/L)	400 / 80	
Vinyl chloride (ug/L)	0.2 / 0.02	
Chloromethane (ug/L)	30 / 3	
Methylene chloride (ug/L)	5 / 0.5	
p/m Xylene (ug/L)	Total Xylenes	
o-Xylene (ug/L)	2000 / 400	
Toluene (ug/L)	800 / 160	

ES / PAL	606 / 612 E. Hwy 12 ¹											
	Apr-86	Jul-86	Oct-86	Jan-87	Feb-87	Mar-87	Apr-87	May-87	Apr-86	Jul-86	Oct-86	
Dichlorodifluoromethane (ug/L)	1000 / 200	<1.0	<1.0	<1.0	P/NP	P/NP	P/NP	P/NP	<1.0	<1.0	<1.0	<1.0
Tetrachloroethene (ug/L)	5 / 0.5	<1.0	<1.0	<1.0	<1.0	<1.0	<1.0	<1.0	<0.10	<1.0	<1.0	<1.0
trans-1,2-Dichloroethene (ug/L)	100 / 20	<1.0	<1.0	<1.0	<1.0	<1.0	<1.0	<1.0	<0.10	<1.0	<1.0	<1.0
1,1,1-Trichloroethane (ug/L)	200 / 40	21	12	11	8.0	11	19	14	34	21	12	11
1,1-Dichloroethene (ug/L)	7 / 0.7	1.0	<1.0	<1.0	<1.0	<1.0	2.0	1.0	<0.10	1.0	<1.0	<1.0
1,2-Dichloroethane (ug/L)	5 / 0.5	<1.0	<1.0	<1.0	<1.0	<1.0	<1.0	<1.0	<0.10	<1.0	<1.0	<1.0
1,1,2-Trichloroethane (ug/L)	5 / 0.5	<1.0	<1.0	<1.0	<1.0	<1.0	<1.0	<1.0	<0.10	<1.0	<1.0	<1.0
Trichloroethene (ug/L)	5 / 0.5	13	5.0	9.0	3.0	4.0	5.0	6.0	1.0	13	5.0	9.0
1,1-Dichloroethane (ug/L)	850 / 85	<1.0	<1.0	<1.0	<1.0	<1.0	<1.0	<1.0	0.39	<1.0	<1.0	<1.0
cis-1,2-Dichloroethene (ug/L)	70 / 7	NA	NA	NA	NA	NA	NA	NA	NA	NA	NA	NA
Trichlorofluoromethane (ug/L)	3490 / 698	<1.0	<1.0	<1.0	<1.0	<1.0	<1.0	<1.0	9.0	<1.0	<1.0	<1.0
Chloroethane (ug/L)	400 / 80	<1.0	<1.0	<1.0	P/NP	P/NP	P/NP	P/NP	<0.50	<1.0	<1.0	<1.0
Vinyl chloride (ug/L)	0.2 / 0.02	<1.0	<1.0	<1.0	P/NP	P/NP	P/NP	P/NP	<0.20	<1.0	<1.0	<1.0
Chloroform (ug/L)	6 / 0.6	<1.0	<1.0	<1.0	<1.0	<1.0	<1.0	<1.0	<0.10	<1.0	<1.0	<1.0
Benzene (ug/L)	5 / 0.5	<1.0	<1.0	<1.0	<1.0	<1.0	<1.0	<1.0	NA	<1.0	<1.0	<1.0

J- Result is less than the LOQ but greater than the LOD.

B- Parameter was detected in the method blank.

LOD- Limit of Detection

²- May be associated with chlorination of well.

LOQ-Limit of Quantification

[□]- Quantification was performed on a dilution of the sample.

ug/L- Micrograms per Liter (parts per billion).

- Indicates Detection.

*- Inorganic water quality data available.

ND- No Detect.

P/NP- Present/Not Present

NA- Not Analyzed

- Analytical data obtained from the WDNR Special Well Construction Area Data Base, Town of Hudson, Wisconsin.

TABLE 1 (cont.)

ES / PAL	606 / 612 E. Hwy 12 (cont.) ¹											
	Jan-87	Feb-87	Mar-87	Apr-87	May-87	Jun-87	Dec-87	Jun-88	Dec-88	Mar-89	Jan-91	
Dichlorodifluoromethane (ug/L)	1000 / 200	P/NP	P/NP	P/NP	P/NP	<1.0	<1.0	P/NP	P/NP	P/NP	P/NP	P/NP
Tetrachloroethene (ug/L)	5 / 0.5	<1.0	<1.0	<1.0	<1.0	<0.10	<0.10	3.0	<1.0	1.0	<1.0	<1.0
trans-1,2-Dichloroethene (ug/L)	100 / 20	<1.0	<1.0	<1.0	<1.0	<0.10	<0.10	<1.0	<1.0	<1.0	<1.0	<1.0
1,1,1-Trichloroethane (ug/L)	200 / 40	8.0	11	19	14	34	<0.10	8.0	<1.0	7.0	10	7.0
1,1-Dichloroethene (ug/L)	7 / 0.7	<1.0	<1.0	2.0	1.0	<0.10	<0.10	BDL	<1.0	<1.0	<1.0	1.0
1,2-Dichloroethane (ug/L)	5 / 0.5	<1.0	<1.0	<1.0	<1.0	<0.10	<0.10	<1.0	<1.0	<1.0	<1.0	<1.0
1,1,2-Trichloroethane (ug/L)	5 / 0.5	<1.0	<1.0	<1.0	<1.0	<0.10	<0.10	<1.0	<1.0	<1.0	<1.0	<1.0
Trichloroethene (ug/L)	5 / 0.5	3.0	4.0	5.0	6.0	1.0	43	5.0	<1.0	5.0	9.0	5.0
1,1-Dichloroethane (ug/L)	850 / 85	<1.0	<1.0	<1.0	<1.0	0.39	<0.10	<1.0	<1.0	<1.0	<1.0	<1.0
cis-1,2-Dichloroethene (ug/L)	70 / 7	NA	NA	NA	NA	NA	NA	NA	NA	NA	NA	NA
Trichlorofluoromethane (ug/L)	3490 / 698	<1.0	<1.0	<1.0	<1.0	9.0	<0.10	<1.0	<1.0	<1.0	<1.0	<1.0
Chloroethane (ug/L)	400 / 80	P/NP	P/NP	P/NP	P/NP	<0.50	<0.50	P/NP	P/NP	P/NP	P/NP	P/NP
Vinyl chloride (ug/L)	0.2 / 0.02	P/NP	P/NP	P/NP	P/NP	<0.20	<0.20	P/NP	P/NP	P/NP	P/NP	P/NP
Chloroform (ug/L)	6 / 0.6	<1.0	<1.0	<1.0	<1.0	<0.10	<0.10	<1.0	<1.0	<1.0	<1.0	<1.0
Benzene (ug/L)	5 / 0.5	<1.0	<1.0	<1.0	<1.0	NA	NA	<1.0	<1.0	<1.0	<1.0	<1.0

ES / PAL	606 / 612 E. Hwy 12 (cont.) ¹		
	Jun-92	Jun-93	
Dichlorodifluoromethane (ug/L)	1000 / 200	<5.0	<5.0
Tetrachloroethene (ug/L)	5 / 0.5	1.3	<0.40
trans-1,2-Dichloroethene (ug/L)	100 / 20	<0.60	<0.60
1,1,1-Trichloroethane (ug/L)	200 / 40	9.0	6.2
1,1-Dichloroethene (ug/L)	7 / 0.7	1.7	0.34
1,2-Dichloroethane (ug/L)	5 / 0.5	<0.30	<0.30
1,1,2-Trichloroethane (ug/L)	5 / 0.5	<1.0	<0.30
Trichloroethene (ug/L)	5 / 0.5	6.9	2.5
1,1-Dichloroethane (ug/L)	850 / 85	<0.50	<0.50
cis-1,2-Dichloroethene (ug/L)	70 / 7	<0.20	<0.20
Trichlorofluoromethane (ug/L)	3490 / 698	<1.0	<1.0
Chloroethane (ug/L)	400 / 80	<1.0	<1.0
Vinyl chloride (ug/L)	0.2 / 0.02	<1.0	<1.0
Chloroform (ug/L)	6 / 0.6	<0.20	<0.20
Benzene (ug/L)	5 / 0.5	<0.30	<0.30

J- Result is less than the LOQ but greater than the LOD.

B- Parameter was detected in the method blank.

LOD- Limit of Detection

²- May be associated with chlorination of well.

LOQ-Limit of Quantification

^D-Quantification was performed on a dilution of the sample.

ug/L- Micrograms per Liter (parts per billion).

- Indicates Detection.

*- Inorganic water quality data available.

ND- No Detect.

P/NP- Present/Not Present

NA- Not Analyzed

- Analytical data obtained from the WDNR Special Well Construction Area Data Base, Town of Hudson, Wisconsin.

TABLE 1 (cont.)

ES / PAL	606 / 612 E. Hwy 12 (cont.) ¹											
	Jun-94	Jun-95	Dec-96	Dec-98	Jan-00	Dec-00	May-01	Mar-02	Jan-03	Feb-03	May-03	
Dichlorodifluoromethane (ug/L)	1000 / 200	<5.0	<5.0	<0.14	<0.14	<0.14	<0.14	<0.14	<0.14	<0.14	<0.14	<0.14
Tetrachloroethene (ug/L)	5 / 0.5	<0.40	<0.40	<0.13	<0.13	<0.13	<0.13	<0.13	<0.13	<0.13	<0.13	<0.13
trans-1,2-Dichloroethene (ug/L)	100 / 20	<0.60	<0.60	<0.11	<0.11	<0.11	<0.11	<0.11	<0.11	<0.11	<0.11	<0.11
1,1,1-Trichloroethane (ug/L)	200 / 40	3.7	3.2	1.5	0.87	0.75	0.51	0.87	1.2	<0.19	0.55	0.48
1,1-Dichloroethene (ug/L)	7 / 0.7	<0.20	<0.20	0.24	<0.10	<0.10	<0.10	J ^(0.15)	J ^(0.18)	<0.10	<0.10	<0.10
1,2-Dichloroethane (ug/L)	5 / 0.5	<0.30	<0.30	<0.27	<0.27	<0.27	<0.27	<0.27	<0.27	<0.27	<0.27	<0.27
1,1,2-Trichloroethane (ug/L)	5 / 0.5	<0.30	<0.30	<0.18	<0.18	<0.18	<0.18	<0.18	<0.18	<0.18	<0.18	<0.18
Trichloroethene (ug/L)	5 / 0.5	1.7	2.2	0.75	0.35	J ^(0.28)	J ^(0.22)	0.63	0.63	<0.14	<0.14	J ^(0.26)
1,1-Dichloroethane (ug/L)	850 / 85	<0.50	<0.50	<0.26	<0.26	<0.26	<0.26	<0.26	<0.26	<0.26	<0.26	<0.26
cis-1,2-Dichloroethene (ug/L)	70 / 7	<0.20	<0.20	<0.12	<0.12	<0.12	<0.12	<0.12	<0.12	<0.12	<0.12	<0.12
Trichlorofluoromethane (ug/L)	3490 / 698	<1.0	<1.0	<0.51	<0.51	<0.51	<0.51	<0.51	<0.51	<0.51	<0.51	<0.51
Chloroethane (ug/L)	400 / 80	<1.0	<1.0	<0.24	<0.24	<0.24	<0.24	<0.24	<0.24	<0.24	<0.24	<0.24
Vinyl chloride (ug/L)	0.2 / 0.02	<1.0	<1.0	<0.11	<0.11	<0.11	<0.11	<0.11	<0.11	<0.11	<0.11	<0.11
Chloromethane	30 / 3	<5.0	<5.0	<0.090	<0.090	J ^(0.83)	<0.090	<0.090	<0.090	<0.090	<0.090	<0.090
Methylene chloride	5 / 0.5	<5.0	<5.0	<0.45	<0.45	<0.45	<0.45	<0.45	<0.45	<0.45	<0.45	<0.45
Chloroform	6 / 0.6	<0.20	<0.20	<0.18	<0.18	<0.18	<0.18	<0.18	<0.18	<0.18	<0.18	<0.18
Benzene	5 / 0.5	<0.30	<0.30	<0.15	<0.15	<0.15	<0.15	<0.15	<0.15	<0.15	<0.15	<0.15

ES / PAL	606 / 612 E. Hwy 12 (cont.)									
	Feb-04	Mar-04	Jan-05	Dec-05	Dec-06	Jun-07	Jun-08	Jun-09	Jul-10	
Dichlorodifluoromethane (ug/L)	1000 / 200	J ^(0.19)	<0.93	<0.40	<0.60	<0.29	<0.40	<0.40	<1.0	<0.30
Tetrachloroethene (ug/L)	5 / 0.5	<0.13	<0.18	<0.40	<0.40	<0.29	<0.40	<0.40	<1.0	<0.15
trans-1,2-Dichloroethene (ug/L)	100 / 20	<0.11	<0.11	<0.50	<0.60	<0.40	<0.50	<0.50	<1.0	<0.11
1,1,1-Trichloroethane (ug/L)	200 / 40	0.34	<0.086	<0.50	<0.60	<0.50	<0.60	<0.60	<1.0	<0.090
1,1-Dichloroethene (ug/L)	7 / 0.7	0.19 ²	<0.14	<0.30	<0.50	<0.30	<0.40	<0.40	<1.0	<0.20
1,2-Dichloroethane (ug/L)	5 / 0.5	<0.27	<0.053	<0.40	<0.50	<0.50	<0.30	<0.30	<1.0	<0.080
1,1,2-Trichloroethane (ug/L)	5 / 0.5	<0.18	J ^(0.27)	<0.40	<0.40	<0.50	<0.50	<0.50	<1.0	<0.11
Trichloroethene (ug/L)	5 / 0.5	J ^(0.14)	<0.094	0.32	J ^(0.34)	<0.15	<0.15	<0.15	<0.25	<0.14
1,1-Dichloroethane (ug/L)	850 / 85	<0.26	<0.063	<0.50	<0.50	<0.40	<0.40	<0.40	<1.0	<0.080
cis-1,2-Dichloroethene (ug/L)	70 / 7	<0.12	<0.039	<0.25	<0.60	<0.40	<0.40	<0.40	<1.0	<0.23
Trichlorofluoromethane (ug/L)	3490 / 698	<0.51	<0.11	<0.50	<0.50	<0.70	<0.40	<0.40	<1.0	<0.14
Chloroethane (ug/L)	400 / 80	<0.24	<0.11	<0.50	<0.70	<0.60	<0.40	<0.40	<1.0	<0.32
Vinyl chloride (ug/L)	0.2 / 0.02	<0.11	<0.13	<0.12	<0.12	<0.15	<0.15	<0.15	<0.40	<0.11
Chloromethane	30 / 3	<0.090	<0.15	<0.30	<0.24	<0.30	<0.30	<0.30	<4.0	<0.36
Methylene chloride	5 / 0.5	<0.45	<1.3	<0.50	<0.40	<1.0	<0.50	<0.50	<4.0	<2.0
Chloroform	6 / 0.6	<0.18	<0.054	<0.25	<0.50	<0.50	<0.22	<0.22	<1.0	<0.090
Benzene	5 / 0.5	<0.15	<0.061	<0.40	<0.40	<0.40	<0.16	<0.16	<1.0	<0.080

J- Result is less than the LOQ but greater than the LOD.

B- Parameter was detected in the method blank.

LOD- Limit of Detection

²- May be associated with chlorination of well.

LOQ-Limit of Quantification

^D-Quantification was performed on a dilution of the sample.

ug/L- Micrograms per Liter (parts per billion).

- Indicates Detection.

*- Inorganic water quality data available.

ND- No Detect.

P/NP- Present/Not Present

NA- Not Analyzed

- Analytical data obtained from the WDNR Special Well Construction Area Data Base, Town of Hudson, Wisconsin.

TABLE 1 (cont.)

	ES / PAL	854 Hwy 12					
		Dec-95	Feb-00	Jun-01	Jul-03	May-05	Jun-08
Dichlorodifluoromethane (ug/L)	1000 / 200	<0.080	<0.14	<0.14	<0.14	<0.60	<0.40
Tetrachloroethene (ug/L)	5 / 0.5	<0.050	<0.13	<0.13	<0.13	<0.40	<0.40
trans-1,2-Dichloroethene (ug/L)	100 / 20	<0.040	<0.11	<0.11	<0.11	<0.60	<0.50
1,1,1-Trichloroethane (ug/L)	200 / 40	<0.050	<0.19	<0.19	<0.19	<0.60	<0.60
1,1-Dichloroethene (ug/L)	7 / 0.7	<0.050	<0.10	<0.10	<0.10	<0.50	<0.40
1,2-Dichloroethane (ug/L)	5 / 0.5	<0.23	<0.27	<0.27	<0.27	<0.50	<0.30
1,1,2-Trichloroethane (ug/L)	5 / 0.5	<0.030	<0.18	<0.18	<0.18	<0.40	<0.50
Trichloroethene (ug/L)	5 / 0.5	<0.06	<0.14	<0.14	<0.14	<0.15	<0.15
1,1-Dichloroethane (ug/L)	850 / 85	<0.10	<0.26	<0.26	<0.26	<0.50	<0.40
cis-1,2-Dichloroethene (ug/L)	70 / 7	<0.080	<0.12	<0.12	<0.12	<0.60	<0.40
Trichlorofluoromethane (ug/L)	3490 / 698	<0.080	<0.51	<0.51	<0.51	<0.50	<0.40
Chloroethane (ug/L)	400 / 80	<0.050	<0.24	<0.24	<0.24	<0.70	<0.40
Vinyl chloride (ug/L)	0.2 / 0.02	<0.070	<0.11	<0.11	<0.11	<0.12	<0.15
Chloromethane (ug/L)	30 / 3	<0.050	<0.090	<0.090	<0.090	<0.24	<0.30
Methylene chloride (ug/L)	5 / 0.5	<0.27	<0.45	<0.45	<0.45	<0.40	<0.50
p/m Xylene (ug/L)	Total Xylenes	<0.30	<0.31	<0.31	<0.31	<1.0	<0.50
o-Xylene (ug/L)	2000 / 400	<0.22	<0.35	<0.35	<0.35	<0.40	<0.50
Toluene (ug/L)	800 / 160	<0.16	<0.16	<0.16	<0.16	<0.40	<0.20

	ES / PAL	455 Jensen Ln.										
		Feb-96	Jun-97	Aug-98	Jan-01	Mar-02	Feb-03	May-04	May-05	Aug-07	Jun-09	Aug-14
Dichlorodifluoromethane (ug/L)	1000 / 200	<0.14	<0.14	<0.14	<0.14	<0.14	<0.14	<0.063	<0.60	<0.40	<1.0	<0.50
Tetrachloroethene (ug/L)	5 / 0.5	<0.13	<0.13	<0.13	<0.13	<0.13	<0.13	<0.075	<0.40	<0.40	<1.0	<0.16
trans-1,2-Dichloroethene (ug/L)	100 / 20	<0.11	<0.11	<0.11	<0.11	<0.11	<0.11	<0.059	<0.60	<0.50	<1.0	<0.23
1,1,1-Trichloroethane (ug/L)	200 / 40	<0.19	<0.19	<0.19	<0.19	<0.19	<0.19	<0.065	<0.60	<0.60	<1.0	<0.26
1,1-Dichloroethene (ug/L)	7 / 0.7	<0.10	<0.10	<0.10	<0.10	<0.10	<0.10	<0.061	<0.50	<0.40	<1.0	<0.20
1,2-Dichloroethane (ug/L)	5 / 0.5	<0.27	<0.27	<0.27	<0.27	<0.27	<0.27	<0.054	<0.50	<0.30	<1.0	<0.13
1,1,2-Trichloroethane (ug/L)	5 / 0.5	<0.18	<0.18	<0.18	<0.18	<0.18	<0.18	<0.052	<0.40	<0.50	<1.0	<0.13
Trichloroethene (ug/L)	5 / 0.5	0.42	0.54	<0.14	<0.14	<0.14	<0.14	J ^(0.19)	<0.15	J ^(0.26)	<0.25	J ^(0.18)
1,1-Dichloroethane (ug/L)	850 / 85	<0.26	<0.26	<0.26	<0.26	<0.26	<0.26	<0.057	<0.50	<0.40	<1.0	<0.16
cis-1,2-Dichloroethene (ug/L)	70 / 7	<0.12	<0.12	<0.12	<0.12	<0.12	<0.12	<0.055	<0.60	<0.40	<1.0	<0.13
Trichlorofluoromethane (ug/L)	3490 / 698	<0.51	<0.51	<0.51	<0.51	<0.51	<0.51	<0.060	<0.50	<0.40	<1.0	<0.22
Chloroethane (ug/L)	400 / 80	<0.24	<0.24	<0.24	<0.24	<0.24	<0.24	<0.074	<0.70	<0.40	<1.0	<0.24
Vinyl chloride (ug/L)	0.2 / 0.02	<0.11	<0.11	<0.11	<0.11	<0.11	<0.11	<0.065	<0.12	<0.15	<0.40	<0.20
Chloromethane (ug/L)	30 / 3	<0.090	<0.090	<0.090	<0.090	<0.090	<0.090	<0.074	<0.24	<0.30	<4.0	<0.34
Methylene chloride (ug/L)	5 / 0.5	<0.45	<0.45	<0.45	<0.45	<0.45	<0.45	<0.44	<0.40	<0.50	<4.0	<2.0
p/m Xylene (ug/L)	Total Xylenes	<0.31	<0.31	<0.31	<0.31	<0.31	<0.31	<0.13	<1.0	<0.50	<2.0	<0.31
o-Xylene (ug/L)	2000 / 400	<0.35	<0.35	<0.35	<0.35	<0.35	<0.35	<0.062	<0.40	<0.50	<1.0	<0.094
Toluene (ug/L)	800 / 160	<0.16	<0.16	<0.16	<0.16	<0.16	<0.16	<0.069	<0.40	<0.20	<1.0	<0.11

J- Result is less than the LOQ but greater than the LOD.

B- Parameter was detected in the method blank.

LOD- Limit of Detection

²- May be associated with chlorination of well.

LOQ-Limit of Quantification

^D-Quantification was performed on a dilution of the sample.

ug/L- Micrograms per Liter (parts per billion).

 - Indicates Detection.

*- Inorganic water quality data available.

ND- No Detect.

P/NP- Present/Not Present

NA- Not Analyzed

 - Analytical data obtained from the WDNR Special Well Construction Area Data Base, Town of Hudson, Wisconsin.

TABLE 1 (cont.)

ES / PAL	457 Jensen Ln.											
	Apr-92	Feb-96	Jun-96	Mar-00	Jan-01	Jun-01	Dec-01	Jun-02	Jan-03	Jul-03	Dec-03	
Dichlorodifluoromethane (ug/L)	1000 / 200		<0.14	<0.14	<0.14	<0.14	<0.14	<0.14	<0.14	<0.14	<0.14	<0.14
Tetrachloroethene (ug/L)	5 / 0.5	ND	<0.13	<0.13	<0.13	<0.13	<0.13	<0.13	<0.13	<0.13	<0.13	<0.13
trans-1,2-Dichloroethene (ug/L)	100 / 20		<0.11	<0.11	<0.11	<0.11	<0.11	<0.11	<0.11	<0.11	<0.11	<0.11
1,1,1-Trichloroethane (ug/L)	200 / 40	ND	<0.19	<0.19	<0.19	<0.19	<0.19	<0.19	<0.19	<0.19	<0.19	<0.19
1,1-Dichloroethene (ug/L)	7 / 0.7	ND	<0.10	<0.10	<0.10	<0.10	<0.10	<0.10	<0.10	<0.10	<0.10	<0.10
1,2-Dichloroethane (ug/L)	5 / 0.5		<0.27	<0.27	<0.27	<0.27	<0.27	<0.27	<0.27	<0.27	<0.27	<0.27
1,1,2-Trichloroethane (ug/L)	5 / 0.5		<0.18	<0.18	<0.18	<0.18	<0.18	<0.18	<0.18	<0.18	<0.18	<0.18
Trichloroethene (ug/L)	5 / 0.5	ND	<0.14	0.49	<0.14	<0.14	<0.14	<0.14	<0.14	<0.14	<0.14	<0.14
1,1-Dichloroethane (ug/L)	850 / 85	ND	<0.26	<0.26	<0.26	<0.26	<0.26	<0.26	<0.26	<0.26	<0.26	<0.26
cis-1,2-Dichloroethene (ug/L)	70 / 7		<0.12	<0.12	<0.12	<0.12	<0.12	<0.12	<0.12	<0.12	<0.12	<0.12
Trichlorofluoromethane (ug/L)	3490 / 698	ND	<0.51	<0.51	<0.51	<0.51	<0.51	<0.51	<0.51	<0.51	<0.51	<0.51
Chloroethane (ug/L)	400 / 80		<0.24	<0.24	<0.24	<0.24	<0.24	<0.24	<0.24	<0.24	<0.24	<0.24
Vinyl chloride (ug/L)	0.2 / 0.02		<0.11	<0.11	<0.11	<0.11	<0.11	<0.11	<0.11	<0.11	<0.11	<0.11
Chloromethane (ug/L)	30 / 3		<0.090	<0.090	<0.090	<0.090	<0.090	<0.090	<0.090	<0.090	<0.090	<0.090
Methylene chloride (ug/L)	5 / 0.5		<0.45	<0.45	<0.45	<0.45	<0.45	<0.45	<0.45	<0.45	<0.45	<0.45
p/m Xylene (ug/L)	Total Xylenes		<0.31	<0.31	<0.31	<0.31	<0.31	<0.31	<0.31	<0.31	<0.31	<0.31
o-Xylene (ug/L)	2000 / 400		<0.35	<0.35	<0.35	<0.35	<0.35	<0.35	<0.35	<0.35	<0.35	<0.35
Toluene (ug/L)	800 / 160		<0.16	<0.16	<0.16	<0.16	<0.16	<0.16	<0.16	<0.16	<0.16	<0.16

ES / PAL	457 Jensen Ln. (cont.)							
	Jul-04	Jul-04	Jun-05	Aug-06	Dec-06	Aug-07	Jul-08	
Dichlorodifluoromethane (ug/L)	1000 / 200	<0.063	<0.40	<0.60	<0.29	<0.29	<0.40	<0.40
Tetrachloroethene (ug/L)	5 / 0.5	<0.075	<0.40	<0.40	<0.29	<0.29	<0.40	<0.40
trans-1,2-Dichloroethene (ug/L)	100 / 20	<0.059	<0.50	<0.60	<0.40	<0.40	<0.50	<0.50
1,1,1-Trichloroethane (ug/L)	200 / 40	<0.065	<0.50	<0.60	<0.50	<0.50	<0.60	<0.60
1,1-Dichloroethene (ug/L)	7 / 0.7	<0.061	<0.30	<0.50	<0.30	<0.30	<0.40	<0.40
1,2-Dichloroethane (ug/L)	5 / 0.5	<0.054	<0.40	<0.50	<0.50	<0.50	<0.30	<0.30
1,1,2-Trichloroethane (ug/L)	5 / 0.5	<0.052	<0.40	<0.40	<0.50	<0.50	<0.50	<0.50
Trichloroethene (ug/L)	5 / 0.5	<0.074	J ^(0.25)	<0.15	<0.15	<0.15	J ^(0.22)	<0.15
1,1-Dichloroethane (ug/L)	850 / 85	<0.057	<0.50	<0.50	<0.40	<0.40	<0.40	<0.40
cis-1,2-Dichloroethene (ug/L)	70 / 7	<0.055	<0.25	<0.60	<0.40	<0.40	<0.40	<0.40
Trichlorofluoromethane (ug/L)	3490 / 698	<0.060	<0.50	<0.50	<0.70	<0.70	<0.40	<0.40
Chloroethane (ug/L)	400 / 80	<0.074	<0.50	<0.70	<0.60	<0.60	<0.40	<0.40
Vinyl chloride (ug/L)	0.2 / 0.02	<0.065	<0.12	<0.12	<0.15	<0.15	<0.15	<0.15
Chloromethane (ug/L)	30 / 3	<0.074	<0.30	<0.24	<0.30	<0.30	<0.30	<0.30
Methylene chloride (ug/L)	5 / 0.5	<0.44	<0.50	<0.40	<1.0	<1.0	<0.50	<0.50
p/m Xylene (ug/L)	Total Xylenes	<0.13	<0.70	<1.0	<0.90	<0.90	<0.50	<0.50
o-Xylene (ug/L)	2000 / 400	<0.062	<0.30	<0.40	<0.60	<0.60	<0.50	<0.50
Toluene (ug/L)	800 / 160	<0.069	<0.40	<0.40	<0.40	<0.40	<0.20	<0.20

J- Result is less than the LOQ but greater than the LOD.

B- Parameter was detected in the method blank.

LOD- Limit of Detection

²- May be associated with chlorination of well.

LOQ-Limit of Quantification

[□]-Quantification was performed on a dilution of the sample.

ug/L- Micrograms per Liter (parts per billion).

 - Indicates Detection.

*- Inorganic water quality data available.

ND- No Detect.

P/NP- Present/Not Present

NA- Not Analyzed

 - Analytical data obtained from the WDNR Special Well Construction Area Data Base, Town of Hudson, Wisconsin.

TABLE 1 (cont.)

	ES / PAL	459 Jensen Ln.											
		Apr-92	Dec-95	Dec-97	Dec-99	Jan-01	Mar-02	Mar-02	Feb-04	Jan-05	Feb-06	Apr-07	
Dichlorodifluoromethane (ug/L)	1000 / 200		<0.080	<0.14	<0.14	<0.14	<0.14	<0.14	<0.14	<0.14	<0.40	<0.60	<0.29
Tetrachloroethene (ug/L)	5 / 0.5	ND	<0.050	<0.13	<0.13	<0.13	<0.13	<0.13	<0.13	<0.13	<0.40	<0.40	<0.29
trans-1,2-Dichloroethene (ug/L)	100 / 20		<0.040	<0.11	<0.11	<0.11	<0.11	<0.11	<0.11	<0.11	<0.50	<0.60	<0.40
1,1,1-Trichloroethane (ug/L)	200 / 40	ND	<0.050	<0.19	<0.19	<0.19	<0.19	<0.19	<0.19	<0.19	<0.50	<0.60	<0.50
1,1-Dichloroethene (ug/L)	7 / 0.7	ND	B ^(0.28)	<0.10	<0.10	<0.10	<0.10	<0.10	<0.10	<0.10	<0.30	<0.50	<0.30
1,2-Dichloroethane (ug/L)	5 / 0.5		<0.23	<0.27	<0.27	<0.27	<0.27	<0.27	<0.27	<0.27	<0.40	<0.50	<0.50
1,1,2-Trichloroethane (ug/L)	5 / 0.5		<0.030	<0.18	<0.18	<0.18	<0.18	<0.18	<0.18	<0.18	<0.40	<0.40	<0.50
Trichloroethene (ug/L)	5 / 0.5	ND	0.52	J ^(0.21)	<0.14	<0.14	<0.14	<0.14	<0.14	<0.14	0.25	J ^(0.31)	J ^(0.23)
1,1-Dichloroethane (ug/L)	850 / 85	ND	<0.10	<0.26	<0.26	<0.26	<0.26	<0.26	<0.26	<0.26	<0.50	<0.50	<0.40
cis-1,2-Dichloroethene (ug/L)	70 / 7		<0.080	<0.12	<0.12	<0.12	<0.12	<0.12	<0.12	<0.12	<0.25	<0.60	<0.40
Trichlorofluoromethane (ug/L)	3490 / 698	ND	<0.080	<0.51	<0.51	<0.51	<0.51	<0.51	<0.51	<0.51	<0.50	<0.50	<0.70
Chloroethane (ug/L)	400 / 80		<0.050	<0.24	<0.24	<0.24	<0.24	<0.24	<0.24	<0.24	<0.50	<0.70	<0.60
Vinyl chloride (ug/L)	0.2 / 0.02		<0.070	<0.11	<0.11	<0.11	<0.11	<0.11	<0.11	<0.11	<0.12	<0.12	<0.15
Chloromethane (ug/L)	30 / 3		<0.050	<0.090	<0.090	<0.090	<0.090	J ^(0.23)	<0.090	<0.090	<0.30	<0.24	<0.30
Methylene chloride (ug/L)	5 / 0.5		<0.27	B J ^(0.66)	<0.45	<0.45	<0.45	<0.45	<0.45	<0.45	<0.50	<0.40	<1.0
p/m Xylene (ug/L)	Total Xylenes		<0.30	<0.31	<0.31	<0.31	<0.31	<0.31	<0.31	<0.31	<0.70	<1.0	<0.90
o-Xylene (ug/L)	2000 / 400		<0.22	<0.35	<0.35	<0.35	<0.35	<0.35	<0.35	<0.35	<0.30	<0.40	<0.60
Toluene (ug/L)	800 / 160		<0.16	<0.16	<0.16	<0.16	<0.16	<0.16	<0.16	<0.16	<0.40	<0.40	<0.40

	ES / PAL	459 Jensen Ln. (cont.)			
		Jul-07	Feb-08	Apr-09	Aug-14
Dichlorodifluoromethane (ug/L)	1000 / 200	<0.40	<0.40	<1.0	<0.50
Tetrachloroethene (ug/L)	5 / 0.5	<0.40	<0.40	<1.0	<0.16
trans-1,2-Dichloroethene (ug/L)	100 / 20	<0.50	<0.50	<1.0	<0.23
1,1,1-Trichloroethane (ug/L)	200 / 40	<0.60	<0.60	<1.0	<0.26
1,1-Dichloroethene (ug/L)	7 / 0.7	<0.40	<0.40	<1.0	<0.20
1,2-Dichloroethane (ug/L)	5 / 0.5	<0.30	<0.30	<1.0	<0.13
1,1,2-Trichloroethane (ug/L)	5 / 0.5	<0.50	<0.50	<1.0	<0.13
Trichloroethene (ug/L)	5 / 0.5	J ^(0.16)	J ^(0.22)	<0.25	J ^(0.13)
1,1-Dichloroethane (ug/L)	850 / 85	<0.40	<0.40	<1.0	<0.16
cis-1,2-Dichloroethene (ug/L)	70 / 7	<0.40	<0.40	<1.0	<0.13
Trichlorofluoromethane (ug/L)	3490 / 698	<0.40	<0.40	<1.0	<0.22
Chloroethane (ug/L)	400 / 80	<0.40	<0.40	<1.0	<0.24
Vinyl chloride (ug/L)	0.2 / 0.02	<0.15	<0.15	<0.40	<0.20
Chloromethane (ug/L)	30 / 3	<0.30	<0.30	<1.0	<0.34
Methylene chloride (ug/L)	5 / 0.5	<0.50	<0.50	<4.0	<2.0
p/m Xylene (ug/L)	Total Xylenes	<0.50	<0.50	<2.0	<0.31
o-Xylene (ug/L)	2000 / 400	<0.50	<0.50	<1.0	<0.094
Toluene (ug/L)	800 / 160	<0.20	<0.20	<1.0	<0.11

J- Result is less than the LOQ but greater than the LOD.

B- Parameter was detected in the method blank.

LOD- Limit of Detection

²- May be associated with chlorination of well.

LOQ-Limit of Quantification

[□]-Quantification was performed on a dilution of the sample.

ug/L- Micrograms per Liter (parts per billion).

 - Indicates Detection.

*- Inorganic water quality data available.

ND- No Detect.

P/NP- Present/Not Present

NA- Not Analyzed

 - Analytical data obtained from the WDNR Special Well Construction Area Data Base, Town of Hudson, Wisconsin.

TABLE 1 (cont.)

	ES / PAL	461 Jensen Ln.*										
		Feb-96	May-96	Dec-96	Jan-01	Jun-01	Jan-02	Jun-02	Jan-03	Jul-03	Dec-03	Jan-05
Dichlorodifluoromethane (ug/L)	1000 / 200	<0.14	<0.14	<0.14	<0.14	<0.14	<0.14	<0.14	<0.14	<0.14	<0.14	<0.40
Tetrachloroethene (ug/L)	5 / 0.5	<0.13	<0.13	<0.13	<0.13	<0.13	<0.13	<0.13	<0.13	<0.13	<0.13	<0.40
trans-1,2-Dichloroethene (ug/L)	100 / 20	<0.11	<0.11	<0.11	<0.11	<0.11	<0.11	<0.11	<0.11	<0.11	<0.11	<0.50
1,1,1-Trichloroethane (ug/L)	200 / 40	<0.19	<0.19	<0.19	<0.19	<0.19	<0.19	<0.19	<0.19	<0.19	<0.19	<0.50
1,1-Dichloroethene (ug/L)	7 / 0.7	<0.10	<0.10	<0.10	<0.10	<0.10	<0.10	<0.10	<0.10	<0.10	<0.10	<0.30
1,2-Dichloroethane (ug/L)	5 / 0.5	<0.27	<0.27	<0.27	<0.27	<0.27	<0.27	<0.27	<0.27	<0.27	<0.27	<0.40
1,1,2-Trichloroethane (ug/L)	5 / 0.5	<0.18	<0.18	<0.18	<0.18	<0.18	<0.18	<0.18	<0.18	<0.18	<0.18	<0.40
Trichloroethene (ug/L)	5 / 0.5	<0.14	0.40	<0.14	<0.14	J ^(0.14)	<0.14	<0.14	<0.14	J ^(0.18)	<0.14	0.28
1,1-Dichloroethane (ug/L)	850 / 85	<0.26	<0.26	<0.26	<0.26	<0.26	<0.26	<0.26	<0.26	<0.26	<0.26	<0.50
cis-1,2-Dichloroethene (ug/L)	70 / 7	<0.12	<0.12	<0.12	<0.12	<0.12	<0.12	<0.12	<0.12	<0.12	<0.12	<0.25
Trichlorofluoromethane (ug/L)	3490 / 698	<0.51	<0.51	<0.51	<0.51	<0.51	<0.51	<0.51	<0.51	<0.51	<0.51	<0.50
Chloroethane (ug/L)	400 / 80	<0.24	<0.24	<0.24	<0.24	<0.24	<0.24	<0.24	<0.24	<0.24	<0.24	<0.50
Vinyl chloride (ug/L)	0.2 / 0.02	<0.11	<0.11	<0.11	<0.11	<0.11	<0.11	<0.11	<0.11	<0.11	<0.11	<0.12
Chloromethane (ug/L)	30 / 3	<0.090	<0.090	<0.090	<0.090	<0.090	<0.090	<0.090	<0.090	<0.090	<0.090	<0.30
Methylene chloride (ug/L)	5 / 0.5	<0.45	<0.45	<0.45	<0.45	<0.45	<0.45	<0.45	<0.45	<0.45	<0.45	<0.50
p/m Xylene (ug/L)	Total Xylenes	<0.31	<0.31	<0.31	<0.31	<0.31	<0.31	<0.31	<0.31	<0.31	<0.31	<0.70
o-Xylene (ug/L)	2000 / 400	<0.35	<0.35	<0.35	<0.35	<0.35	<0.35	<0.35	<0.35	<0.35	<0.35	<0.30
Toluene (ug/L)	800 / 160	<0.16	<0.16	<0.16	<0.16	<0.16	<0.16	<0.16	<0.16	<0.16	<0.16	<0.40

	ES / PAL	461 Jensen Ln.* (cont.)					
		May-05	Dec-05	Jul-06	Dec-06	Jul-07	Jun-08
Dichlorodifluoromethane (ug/L)	1000 / 200	<0.60	<0.60	<0.29	<0.29	<0.40	<0.40
Tetrachloroethene (ug/L)	5 / 0.5	<0.40	<0.40	<0.29	<0.29	<0.40	<0.40
trans-1,2-Dichloroethene (ug/L)	100 / 20	<0.60	<0.60	<0.40	<0.40	<0.50	<0.50
1,1,1-Trichloroethane (ug/L)	200 / 40	<0.60	<0.60	<0.50	<0.50	<0.60	<0.60
1,1-Dichloroethene (ug/L)	7 / 0.7	<0.50	<0.50	<0.30	<0.30	<0.40	<0.40
1,2-Dichloroethane (ug/L)	5 / 0.5	<0.50	<0.50	<0.50	<0.50	<0.30	<0.30
1,1,2-Trichloroethane (ug/L)	5 / 0.5	<0.40	<0.40	<0.50	<0.50	<0.50	<0.50
Trichloroethene (ug/L)	5 / 0.5	<0.15	<0.15	<0.15	<0.15	<0.15	<0.15
1,1-Dichloroethane (ug/L)	850 / 85	<0.50	<0.50	<0.40	<0.40	<0.40	<0.40
cis-1,2-Dichloroethene (ug/L)	70 / 7	<0.60	<0.60	<0.40	<0.40	<0.40	<0.40
Trichlorofluoromethane (ug/L)	3490 / 698	<0.50	<0.50	<0.70	<0.70	<0.40	<0.40
Chloroethane (ug/L)	400 / 80	<0.70	<0.70	<0.60	<0.60	<0.40	<0.40
Vinyl chloride (ug/L)	0.2 / 0.02	<0.12	<0.12	<0.15	<0.15	<0.15	<0.15
Chloromethane (ug/L)	30 / 3	<0.24	<0.24	<0.30	<0.30	<0.30	<0.30
Methylene chloride (ug/L)	5 / 0.5	<0.40	<0.40	<1.0	<1.0	<0.50	<0.50
p/m Xylene (ug/L)	Total Xylenes	<1.0	<1.0	<0.90	<0.90	<0.50	<0.50
o-Xylene (ug/L)	2000 / 400	<0.40	<0.40	<0.60	<0.60	<0.50	<0.50
Toluene (ug/L)	800 / 160	<0.40	<0.40	<0.40	<0.40	<0.20	<0.20

J- Result is less than the LOQ but greater than the LOD.

B- Parameter was detected in the method blank.

LOD- Limit of Detection

²- May be associated with chlorination of well.

LOQ-Limit of Quantification

[□]-Quantification was performed on a dilution of the sample.

ug/L- Micrograms per Liter (parts per billion).

 - Indicates Detection.

*- Inorganic water quality data available.

ND- No Detect.

P/NP- Present/Not Present

NA- Not Analyzed

 - Analytical data obtained from the WDNR Special Well Construction Area Data Base, Town of Hudson, Wisconsin.

TABLE 1 (cont.)

ES / PAL	463 Jensen Ln.											
	Feb-96	May-96	Aug-98	Nov-00	Jun-01	Dec-01	Jun-02	Jan-03	Jul-03	Dec-03	Jun-04	
Dichlorodifluoromethane (ug/L)	1000 / 200	<0.14	<0.14	<0.14	<0.14	<0.14	<0.14	<0.14	<0.14	<0.14	<0.14	<0.063
Tetrachloroethene (ug/L)	5 / 0.5	<0.13	<0.13	<0.13	<0.13	<0.13	<0.13	<0.13	<0.13	<0.13	<0.13	<0.075
trans-1,2-Dichloroethene (ug/L)	100 / 20	<0.11	<0.11	<0.11	<0.11	<0.11	<0.11	<0.11	<0.11	<0.11	<0.11	<0.059
1,1,1-Trichloroethane (ug/L)	200 / 40	<0.19	<0.19	<0.19	<0.19	<0.19	<0.19	<0.19	<0.19	<0.19	<0.19	<0.065
1,1-Dichloroethene (ug/L)	7 / 0.7	<0.10	<0.10	<0.10	<0.10	<0.10	<0.10	<0.10	<0.10	<0.10	<0.10	<0.061
1,2-Dichloroethane (ug/L)	5 / 0.5	<0.27	<0.27	<0.27	<0.27	<0.27	<0.27	<0.27	<0.27	<0.27	<0.27	<0.054
1,1,2-Trichloroethane (ug/L)	5 / 0.5	<0.18	<0.18	<0.18	<0.18	<0.18	<0.18	<0.18	<0.18	<0.18	<0.18	<0.052
Trichloroethene (ug/L)	5 / 0.5	<0.14	0.45	<0.14	<0.14	J ^(0.14)	<0.14	<0.14	<0.14	J ^(0.19)	J ^(0.14)	<0.074
1,1-Dichloroethane (ug/L)	850 / 85	<0.26	<0.26	<0.26	<0.26	<0.26	<0.26	<0.26	<0.26	<0.26	<0.26	<0.057
cis-1,2-Dichloroethene (ug/L)	70 / 7	<0.12	<0.12	<0.12	<0.12	<0.12	<0.12	<0.12	<0.12	<0.12	<0.12	<0.055
Trichlorofluoromethane (ug/L)	3490 / 698	<0.51	<0.51	<0.51	<0.51	<0.51	<0.51	<0.51	<0.51	<0.51	<0.51	<0.060
Chloroethane (ug/L)	400 / 80	<0.24	<0.24	<0.24	<0.24	<0.24	<0.24	<0.24	<0.24	<0.24	<0.24	<0.074
Vinyl chloride (ug/L)	0.2 / 0.02	<0.11	<0.11	<0.11	<0.11	<0.11	<0.11	<0.11	<0.11	<0.11	<0.11	<0.065
Chloromethane (ug/L)	30 / 3	<0.090	<0.090	<0.090	<0.090	<0.090	<0.090	<0.090	<0.090	<0.090	<0.090	<0.074
Methylene chloride (ug/L)	5 / 0.5	<0.45	<0.45	<0.45	<0.45	<0.45	<0.45	<0.45	<0.45	<0.45	<0.45	<0.44
p/m Xylene (ug/L)	Total Xylenes	<0.31	<0.31	<0.31	<0.31	<0.31	<0.31	<0.31	<0.31	<0.31	<0.31	<0.13
o-Xylene (ug/L)	2000 / 400	<0.35	<0.35	<0.35	<0.35	<0.35	<0.35	<0.35	<0.35	<0.35	<0.35	<0.062
Toluene (ug/L)	800 / 160	<0.16	<0.16	<0.16	<0.16	<0.16	<0.16	<0.16	<0.16	<0.16	<0.16	<0.069

ES / PAL	463 Jensen Ln. (cont.)											
	Jan-05	May-05	Dec-05	Jul-06	Mar-07	Jul-07	Jun-08	Jun-09	Dec-09	Mar-11	Jun-11	
Dichlorodifluoromethane (ug/L)	1000 / 200	<0.40	<0.60	<0.60	<0.29	<0.29	<0.40	<0.40	<1.0	<1.0	<0.29	<0.36
Tetrachloroethene (ug/L)	5 / 0.5	<0.40	<0.40	<0.40	<0.29	<0.29	<0.40	<0.40	<1.0	<1.0	<0.15	<0.26
trans-1,2-Dichloroethene (ug/L)	100 / 20	<0.50	<0.60	<0.60	<0.40	<0.40	<0.50	<0.50	<1.0	<1.0	<0.11	<0.21
1,1,1-Trichloroethane (ug/L)	200 / 40	<0.50	<0.60	<0.60	<0.50	<0.50	<0.60	<0.60	<1.0	<1.0	<0.090	<0.26
1,1-Dichloroethene (ug/L)	7 / 0.7	<0.30	<0.50	<0.50	<0.30	<0.30	<0.40	<0.40	<1.0	<1.0	<0.20	<0.47
1,2-Dichloroethane (ug/L)	5 / 0.5	<0.40	<0.50	<0.50	<0.50	<0.50	<0.30	<0.30	<1.0	<1.0	<0.080	<0.23
1,1,2-Trichloroethane (ug/L)	5 / 0.5	<0.40	<0.40	<0.40	<0.50	<0.50	<0.50	<0.50	<1.0	<1.0	<0.11	<0.38
Trichloroethene (ug/L)	5 / 0.5	J ^(0.28)	<0.15	<0.15	<0.15	J ^(0.20)	<0.15	<0.15	<0.25	<0.25	<0.14	<0.20
1,1-Dichloroethane (ug/L)	850 / 85	<0.50	<0.50	<0.50	<0.40	<0.40	<0.40	<0.40	<1.0	<1.0	<0.23	<0.080
cis-1,2-Dichloroethene (ug/L)	70 / 7	<0.25	<0.60	<0.60	<0.40	<0.40	<0.40	<0.40	<1.0	<1.0	<0.37	<0.23
Trichlorofluoromethane (ug/L)	3490 / 698	<0.50	<0.50	<0.50	<0.70	<0.70	<0.40	<0.40	<1.0	<1.0	<0.30	<0.14
Chloroethane (ug/L)	400 / 80	<0.50	<0.70	<0.70	<0.60	<0.60	<0.40	<0.40	<1.0	<1.0	<0.32	<0.32
Vinyl chloride (ug/L)	0.2 / 0.02	<0.12	<0.12	<0.12	<0.15	<0.15	<0.15	<0.15	<0.40	<0.40	<0.11	<0.17
Chloromethane (ug/L)	30 / 3	<0.30	<0.24	<0.24	<0.30	<0.30	<0.30	<0.30	<4.0	<4.0	<0.36	<0.36
Methylene chloride (ug/L)	5 / 0.5	<0.50	<0.40	<0.40	<1.0	<1.0	<0.50	<0.50	<4.0	<4.0	<0.11	<2.0
p/m Xylene (ug/L)	Total Xylenes	<0.70	<1.0	<1.0	<0.90	<0.90	<0.50	<0.50	<2.0	<2.0	<0.15	<0.66
o-Xylene (ug/L)	2000 / 400	<0.30	<0.40	<0.40	<0.60	<0.60	<0.50	<0.50	<1.0	<1.0	<0.10	<0.46
Toluene (ug/L)	800 / 160	<0.40	<0.40	<0.40	<0.40	<0.40	<0.20	<0.20	<1.0	<1.0	<0.11	<0.39

J- Result is less than the LOQ but greater than the LOD.

B- Parameter was detected in the method blank.

LOD- Limit of Detection

²- May be associated with chlorination of well.

LOQ-Limit of Quantification

[□]-Quantification was performed on a dilution of the sample.

ug/L- Micrograms per Liter (parts per billion).

 - Indicates Detection.

*- Inorganic water quality data available.

ND- No Detect.

P/NP- Present/Not Present

NA- Not Analyzed

 - Analytical data obtained from the WDNR Special Well Construction Area Data Base, Town of Hudson, Wisconsin.

TABLE 1 (cont.)

ES / PAL	465 Jensen Ln.											
	Nov-90	Feb-96	Aug-98	Dec-00	Jun-01	Dec-01	Jun-02	Jan-03	Jul-03	Dec-03	Jul-04	
Dichlorodifluoromethane (ug/L)	1000 / 200	J ^(0.60)	<0.14	<0.14	<0.14	<0.14	<0.14	<0.14	<0.14	<0.14	<0.14	<0.063
Tetrachloroethene (ug/L)	5 / 0.5	ND	<0.13	<0.13	<0.13	<0.13	<0.13	<0.13	<0.13	<0.13	<0.13	<0.075
trans-1,2-Dichloroethene (ug/L)	100 / 20		<0.11	<0.11	<0.11	<0.11	<0.11	<0.11	<0.11	<0.11	<0.11	<0.059
1,1,1-Trichloroethane (ug/L)	200 / 40	ND	<0.19	<0.19	<0.19	<0.19	<0.19	<0.19	<0.19	<0.19	<0.19	<0.065
1,1-Dichloroethene (ug/L)	7 / 0.7	ND	<0.10	<0.10	<0.10	<0.10	<0.10	<0.10	<0.10	<0.10	<0.10	<0.061
1,2-Dichloroethane (ug/L)	5 / 0.5		<0.27	<0.27	<0.27	<0.27	<0.27	<0.27	<0.27	<0.27	<0.27	<0.054
1,1,2-Trichloroethane (ug/L)	5 / 0.5		<0.18	<0.18	<0.18	<0.18	<0.18	<0.18	<0.18	<0.18	<0.18	<0.052
Trichloroethene (ug/L)	5 / 0.5	ND	<0.14	<0.14	<0.14	<0.14	<0.14	<0.14	<0.14	J ^(0.16)	<0.14	<0.074
1,1-Dichloroethane (ug/L)	850 / 85	ND	<0.26	<0.26	<0.26	<0.26	<0.26	<0.26	<0.26	<0.26	<0.26	<0.057
cis-1,2-Dichloroethene (ug/L)	70 / 7		<0.12	<0.12	<0.12	<0.12	<0.12	<0.12	<0.12	<0.12	<0.12	<0.055
Trichlorofluoromethane (ug/L)	3490 / 698	ND	<0.51	<0.51	<0.51	<0.51	<0.51	<0.51	<0.51	<0.51	<0.51	<0.060
Chloroethane (ug/L)	400 / 80		<0.24	<0.24	<0.24	<0.24	<0.24	<0.24	<0.24	<0.24	<0.24	<0.074
Vinyl chloride (ug/L)	0.2 / 0.02		<0.11	<0.11	<0.11	<0.11	<0.11	<0.11	<0.11	<0.11	<0.11	<0.065
Chloromethane (ug/L)	30 / 3		<0.090	<0.090	<0.090	<0.090	<0.090	<0.090	<0.090	<0.090	<0.090	<0.074
Methylene chloride (ug/L)	5 / 0.5		<0.45	<0.45	<0.45	<0.45	<0.45	<0.45	<0.45	<0.45	<0.45	<0.44
p/m Xylene (ug/L)	Total Xylenes		<0.31	<0.31	<0.31	<0.31	<0.31	<0.31	<0.31	<0.31	<0.31	<0.13
o-Xylene (ug/L)	2000 / 400		<0.35	<0.35	<0.35	<0.35	<0.35	<0.35	<0.35	<0.35	<0.35	<0.062
Toluene (ug/L)	800 / 160		<0.16	<0.16	<0.16	<0.16	<0.16	<0.16	<0.16	<0.16	<0.16	<0.069

ES / PAL	465 Jensen Ln. (cont.)					
	Jan-05	May-05	Jul-06	Jun-07	Jun-08	
Dichlorodifluoromethane (ug/L)	1000 / 200	2.8	<0.60	<0.29	<0.40	<0.40
Tetrachloroethene (ug/L)	5 / 0.5	<0.40	<0.40	<0.29	<0.40	<0.40
trans-1,2-Dichloroethene (ug/L)	100 / 20	<0.50	<0.60	<0.40	<0.50	<0.50
1,1,1-Trichloroethane (ug/L)	200 / 40	<0.50	<0.60	<0.50	<0.60	<0.60
1,1-Dichloroethene (ug/L)	7 / 0.7	<0.30	<0.50	<0.30	<0.40	<0.40
1,2-Dichloroethane (ug/L)	5 / 0.5	<0.40	<0.50	<0.50	<0.30	<0.30
1,1,2-Trichloroethane (ug/L)	5 / 0.5	<0.40	<0.40	<0.50	<0.50	<0.50
Trichloroethene (ug/L)	5 / 0.5	J ^(0.28)	<0.15	<0.15	<0.15	<0.15
1,1-Dichloroethane (ug/L)	850 / 85	<0.50	<0.50	<0.40	<0.40	<0.40
cis-1,2-Dichloroethene (ug/L)	70 / 7	<0.25	<0.60	<0.40	<0.40	<0.40
Trichlorofluoromethane (ug/L)	3490 / 698	<0.50	<0.50	<0.70	<0.40	<0.40
Chloroethane (ug/L)	400 / 80	<0.50	<0.70	<0.60	<0.40	<0.40
Vinyl chloride (ug/L)	0.2 / 0.02	<0.12	<0.12	<0.15	<0.15	<0.15
Chloromethane (ug/L)	30 / 3	<0.30	<0.24	<0.30	<0.30	<0.30
Methylene chloride (ug/L)	5 / 0.5	<0.50	<0.40	<1.0	<0.50	<0.50
p/m Xylene (ug/L)	Total Xylenes	<0.70	<1.0	<0.90	<0.50	<0.50
o-Xylene (ug/L)	2000 / 400	<0.30	<0.40	<0.60	<0.50	<0.50
Toluene (ug/L)	800 / 160	<0.40	<0.40	<0.40	<0.20	<0.20

J- Result is less than the LOQ but greater than the LOD.

B- Parameter was detected in the method blank.

LOD- Limit of Detection

²- May be associated with chlorination of well.

LOQ-Limit of Quantification

^D-Quantification was performed on a dilution of the sample.

ug/L- Micrograms per Liter (parts per billion).

- Indicates Detection.

*- Inorganic water quality data available.

ND- No Detect.

P/NP- Present/Not Present

NA- Not Analyzed

- Analytical data obtained from the WDNR Special Well Construction Area Data Base, Town of Hudson, Wisconsin.

TABLE 1 (cont.)

	ES / PAL	458 McCutcheon Ln.*										
		Dec-95	Feb-00	Oct-00	Mar-02	May-02	Apr-03	Apr-04	Mar-05	Feb-06	Mar-07	Mar-08
Dichlorodifluoromethane (ug/L)	1000 / 200	<0.080	<0.14	<0.14	J ^(0.24)	1.9	<0.14	<0.063	2.3	<0.60	<0.29	<0.40
Tetrachloroethene (ug/L)	5 / 0.5	<0.050	<0.13	<0.13	<0.13	<0.13	<0.13	<0.075	<0.40	<0.40	<0.29	<0.40
trans-1,2-Dichloroethene (ug/L)	100 / 20	<0.040	<0.11	<0.11	<0.11	<0.11	<0.11	<0.059	<0.60	<0.60	<0.40	<0.50
1,1,1-Trichloroethane (ug/L)	200 / 40	<0.050	<0.19	<0.19	<0.19	0.36	<0.19	<0.065	<0.60	<0.60	<0.50	<0.60
1,1-Dichloroethene (ug/L)	7 / 0.7	<0.050	<0.10	<0.10	<0.10	<0.10	<0.10	<0.061	<0.50	<0.50	<0.30	<0.40
1,2-Dichloroethane (ug/L)	5 / 0.5	<0.23	<0.27	<0.27	<0.27	<0.27	<0.27	<0.054	<0.50	<0.50	<0.50	<0.30
1,1,2-Trichloroethane (ug/L)	5 / 0.5	<0.030	<0.18	<0.18	<0.18	<0.18	<0.18	<0.052	<0.40	<0.40	<0.50	<0.50
Trichloroethene (ug/L)	5 / 0.5	<0.06	0.51	0.52	0.49	0.85	0.50	0.72	0.81	0.58	0.64	0.66
1,1-Dichloroethane (ug/L)	850 / 85	<0.10	<0.26	<0.26	<0.26	0.46	<0.26	<0.057	<0.50	<0.50	<0.40	<0.40
cis-1,2-Dichloroethene (ug/L)	70 / 7	<0.080	<0.12	<0.12	<0.12	<0.12	<0.12	<0.055	<0.60	<0.60	<0.40	<0.40
Trichlorofluoromethane (ug/L)	3490 / 698	<0.080	J ^(0.73)	J ^(0.57)	<0.51	0.77	<0.51	J ^(0.25)	<0.50	<0.50	<0.70	<0.40
Chloroethane (ug/L)	400 / 80	<0.050	<0.24	<0.24	<0.24	<0.24	<0.24	<0.074	<0.70	<0.70	<0.60	<0.40
Vinyl chloride (ug/L)	0.2 / 0.02	<0.070	<0.11	<0.11	<0.11	<0.11	<0.11	<0.065	<0.12	<0.12	<0.15	<0.15
Chloromethane (ug/L)	30 / 3	<0.050	<0.090	<0.090	<0.090	<0.090	<0.090	<0.074	<0.24	<0.24	<0.30	<0.30
Methylene chloride (ug/L)	5 / 0.5	<0.27	<0.45	<0.45	<0.45	<0.45	<0.45	<0.44	<0.40	<0.40	<1.0	<0.50
p/m Xylene (ug/L)	Total Xylenes	<0.30	<0.31	<0.31	<0.31	<0.31	<0.31	<0.13	<1.0	<1.0	<0.90	<0.50
o-Xylene (ug/L)	2000 / 400	<0.22	<0.35	<0.35	<0.35	<0.35	<0.35	<0.062	<0.40	<0.40	<0.60	<0.50
Toluene (ug/L)	800 / 160	<0.16	<0.16	<0.16	<0.16	0.30	<0.16	<0.069	<0.40	<0.40	<0.40	<0.20
Isopropyl benzene (ug/L)	No Standard	<0.080	<0.22	<0.22	0.75	0.31	<0.22	<0.064	<0.40	<0.40	<0.60	<0.20

	ES / PAL	458 McCutcheon Ln.* (cont.)			
		Oct-09	Mar-11	Jun-13	Jun-14
Dichlorodifluoromethane (ug/L)	1000 / 200	<1.0	<0.30	<0.40	<0.50
Tetrachloroethene (ug/L)	5 / 0.5	<1.0	<0.15	<0.29	<0.16
trans-1,2-Dichloroethene (ug/L)	100 / 20	<1.0	<0.11	<0.24	<0.23
1,1,1-Trichloroethane (ug/L)	200 / 40	<1.0	<0.090	<0.50	<0.26
1,1-Dichloroethene (ug/L)	7 / 0.7	<1.0	<0.20	<0.24	<0.20
1,2-Dichloroethane (ug/L)	5 / 0.5	<1.0	<0.080	<0.22	<0.13
1,1,2-Trichloroethane (ug/L)	5 / 0.5	<1.0	<0.11	<0.16	<0.13
Trichloroethene (ug/L)	5 / 0.5	<0.25	J ^(0.49)	0.48	0.79
1,1-Dichloroethane (ug/L)	850 / 85	<1.0	<0.080	<0.50	<0.16
cis-1,2-Dichloroethene (ug/L)	70 / 7	<1.0	<0.23	<0.23	<0.13
Trichlorofluoromethane (ug/L)	3490 / 698	<1.0	<0.14	<0.13	<0.22
Chloroethane (ug/L)	400 / 80	<1.0	<0.32	<0.50	<0.24
Vinyl chloride (ug/L)	0.2 / 0.02	<0.40	<0.11	<0.14	<0.20
Chloromethane (ug/L)	30 / 3	<4.0	<0.36	<2.0	<0.34
Methylene chloride (ug/L)	5 / 0.5	<4.0	<2.0	<2.0	<2.0
p/m Xylene (ug/L)	Total Xylenes	<2.0	<0.15	<0.48	<0.31
o-Xylene (ug/L)	2000 / 400	<1.0	<0.10	<0.24	<0.094
Toluene (ug/L)	800 / 160	<1.0	<0.11	<0.23	<0.11
Isopropyl benzene (ug/L)	No Standard	<1.0	<0.10	<0.50	<0.50

J- Result is less than the LOQ but greater than the LOD.

B- Parameter was detected in the method blank.

LOD- Limit of Detection

² - May be associated with chlorination of well.

LOQ-Limit of Quantification

^D -Quantification was performed on a dilution of the sample.

ug/L- Micrograms per Liter (parts per billion).

- Indicates Detection.

*- Inorganic water quality data available.

ND- No Detect.

P/NP- Present/Not Present

NA- Not Analyzed

- Analytical data obtained from the WDNR Special Well Construction Area Data Base, Town of Hudson, Wisconsin.

TABLE 1 (cont.)

ES / PAL	459 McCutcheon Ln.											
	Mar-86	Jun-92	Nov-00	Jun-01	Jan-03	Feb-04	Jan-05	Feb-06	Mar-07	Feb-08	May-09	
Dichlorodifluoromethane (ug/L)	1000 / 200			<0.14	J ^(0.52)	<0.14	<0.14	<0.40	<0.60	<0.29	<0.40	<1.0
Tetrachloroethene (ug/L)	5 / 0.5	ND	ND	<0.13	<0.13	J ^(0.17)	<0.13	<0.40	<0.40	<0.29	<0.40	<1.0
trans-1,2-Dichloroethene (ug/L)	100 / 20			<0.11	<0.11	<0.11	<0.11	<0.50	<0.60	<0.40	<0.50	<1.0
1,1,1-Trichloroethane (ug/L)	200 / 40	ND	ND	<0.19	<0.19	<0.19	<0.19	<0.50	<0.60	<0.50	<0.60	<1.0
1,1-Dichloroethene (ug/L)	7 / 0.7	ND	ND	<0.10	<0.10	<0.10	<0.10	<0.30	<0.50	<0.30	<0.40	<1.0
1,2-Dichloroethane (ug/L)	5 / 0.5			<0.27	<0.27	<0.27	<0.27	<0.40	<0.50	<0.50	<0.30	<1.0
1,1,2-Trichloroethane (ug/L)	5 / 0.5			<0.18	<0.18	<0.18	<0.18	<0.40	<0.40	<0.50	<0.50	<1.0
Trichloroethene (ug/L)	5 / 0.5	ND	ND	0.39	0.53	0.62	0.65	0.97	0.84	0.78	0.83	J ^(0.81)
1,1-Dichloroethane (ug/L)	850 / 85	ND	ND	<0.26	<0.26	<0.26	<0.26	<0.50	<0.50	<0.40	<0.40	<1.0
cis-1,2-Dichloroethene (ug/L)	70 / 7			<0.12	<0.12	<0.12	<0.12	<0.25	<0.60	<0.40	<0.40	<1.0
Trichlorofluoromethane (ug/L)	3490 / 698	ND	ND	<0.51	<0.51	J ^(0.20)	<0.51	<0.50	<0.50	<0.70	<0.40	<1.0
Chloroethane (ug/L)	400 / 80			<0.24	<0.24	<0.24	<0.24	<0.50	<0.70	<0.60	<0.40	<1.0
Vinyl chloride (ug/L)	0.2 / 0.02			<0.11	<0.11	<0.11	<0.11	<0.12	<0.12	<0.15	<0.15	<0.40
Chloromethane (ug/L)	30 / 3			<0.090	<0.090	<0.090	<0.090	<0.30	<0.24	<0.30	<0.30	<4.0
Methylene chloride (ug/L)	5 / 0.5			<0.45	<0.45	<0.45	<0.45	<0.50	<0.40	<1.0	<0.50	<4.0
p/m Xylenes (ug/L)	Total Xylenes			<0.31	<0.31	<0.31	<0.31	<0.70	<1.0	<0.90	<0.50	<2.0
o-Xylene (ug/L)	2000 / 400			<0.35	<0.35	<0.35	<0.35	<0.30	<0.40	<0.60	<0.50	<1.0
Toluene (ug/L)	800 / 160			<0.16	<0.16	<0.16	<0.16	<0.40	<0.40	<0.40	<0.20	<1.0

ES / PAL	459 McCutcheon Ln. (cont.)								
	Jun-10	Mar-11	Jun-12	Jun-13	Jul-14	Dec-16	Jun-17	Jun-18	
Dichlorodifluoromethane (ug/L)	1000 / 200	<0.30	<0.29	<0.20	<0.40	<0.50	<0.23	<0.23	<0.23
Tetrachloroethene (ug/L)	5 / 0.5	<0.15	<0.15	<0.13	<0.29	<0.16	<0.25	<0.25	<0.17
trans-1,2-Dichloroethene (ug/L)	100 / 20	<0.11	<0.11	<0.14	<0.24	<0.23	<0.16	<0.16	<0.12
1,1,1-Trichloroethane (ug/L)	200 / 40	<0.090	<0.090	<0.19	<0.50	<0.26	<0.17	<0.17	<0.14
1,1-Dichloroethene (ug/L)	7 / 0.7	<0.20	<0.20	<0.19	<0.24	<0.20	<0.28	<0.28	<0.16
1,2-Dichloroethane (ug/L)	5 / 0.5	<0.080	<0.080	<0.37	<0.22	<0.13	<0.17	<0.17	<0.22
1,1,2-Trichloroethane (ug/L)	5 / 0.5	<0.11	<0.11	<0.015	<0.16	<0.13	<0.15	<0.15	<0.18
Trichloroethene (ug/L)	5 / 0.5	J ^(0.98)	J ^(0.67)	J ^(0.80)	0.77	0.76	0.94	0.87	1.1
1,1-Dichloroethane (ug/L)	850 / 85	<0.080	<0.080	<0.11	<0.50	<0.16	<0.17	<0.17	<0.17
cis-1,2-Dichloroethene (ug/L)	70 / 7	<0.23	<0.23	<0.085	<0.23	<0.13	<0.12	<0.12	<0.15
Trichlorofluoromethane (ug/L)	3490 / 698	<0.14	<0.14	J ^(0.19)	J ^(0.50)	<0.22	<0.33	J ^(1.3)	<0.23
Chloroethane (ug/L)	400 / 80	<0.32	<0.32	<0.22	<0.50	<0.24	<0.34	<0.34	<0.49
Vinyl chloride (ug/L)	0.2 / 0.02	<0.11	<0.11	<0.16	<0.14	<0.20	<0.069	<0.069	<0.092
Chloromethane (ug/L)	30 / 3	<0.36	<0.36	<0.41	<2.0	<0.34	<0.25	<0.25	<0.16
Methylene chloride (ug/L)	5 / 0.5	<2.0	<2.0	<2.0	<2.0	<2.0	<0.29	<0.29	<0.98
p/m Xylenes (ug/L)	Total Xylenes	<0.15	<0.15	<0.17	<0.48	<0.31	<0.11	<0.11	<0.31
o-Xylene (ug/L)	2000 / 400	<0.10	<0.10	<0.077	<0.24	<0.094	<0.20	<0.20	<0.16
Toluene (ug/L)	800 / 160	<0.11	<0.11	J ^(0.11)	<0.23	<0.11	<0.14	<0.14	<0.083

J- Result is less than the LOQ but greater than the LOD.

B- Parameter was detected in the method blank.

LOD- Limit of Detection

²- May be associated with chlorination of well.

LOQ-Limit of Quantification

^D-Quantification was performed on a dilution of the sample.

ug/L- Micrograms per Liter (parts per billion).

- Indicates Detection.

*- Inorganic water quality data available.

ND- No Detect.

P/NP- Present/Not Present

NA- Not Analyzed

- Analytical data obtained from the WDNR Special Well Construction Area Data Base, Town of Hudson, Wisconsin.

TABLE 1 (cont.)

	ES / PAL	460 McCutcheon Ln.										
		Dec-95	Feb-00	Jun-01	Jul-03	Dec-03	Jun-04	Jan-05	May-05	Dec-05	Jul-06	Dec-06
Dichlorodifluoromethane (ug/L)	1000 / 200	<0.080	<0.14	<0.14	<0.14	<0.14	<0.063	2.6	<0.60	<0.60	<0.29	<0.29
Tetrachloroethene (ug/L)	5 / 0.5	<0.050	<0.13	<0.13	<0.13	<0.13	<0.075	<0.40	<0.40	<0.40	<0.29	<0.29
trans-1,2-Dichloroethene (ug/L)	100 / 20	<0.040	<0.11	<0.11	<0.11	<0.11	<0.059	<0.50	<0.60	<0.60	<0.40	<0.40
1,1,1-Trichloroethane (ug/L)	200 / 40	<0.050	<0.19	<0.19	<0.19	<0.19	<0.065	<0.50	<0.60	<0.60	<0.50	<0.50
1,1-Dichloroethene (ug/L)	7 / 0.7	<0.050	<0.10	<0.10	<0.10	<0.10	<0.061	<0.30	<0.50	<0.50	<0.30	<0.30
1,2-Dichloroethane (ug/L)	5 / 0.5	<0.23	<0.27	<0.27	<0.27	<0.27	<0.054	<0.40	<0.50	<0.50	<0.50	<0.50
1,1,2-Trichloroethane (ug/L)	5 / 0.5	<0.030	<0.18	<0.18	<0.18	<0.18	<0.052	<0.40	<0.40	<0.40	<0.50	<0.50
Trichloroethene (ug/L)	5 / 0.5	<0.06	0.42	J ^(0.17)	0.42	0.35	J ^(0.43)	0.57	0.56	0.51	0.55	J ^(0.37)
1,1-Dichloroethane (ug/L)	850 / 85	<0.10	<0.26	<0.26	<0.26	<0.26	<0.057	<0.50	<0.50	<0.50	<0.40	<0.40
cis-1,2-Dichloroethene (ug/L)	70 / 7	<0.080	<0.12	<0.12	<0.12	<0.12	<0.055	<0.25	<0.60	<0.60	<0.40	<0.40
Trichlorofluoromethane (ug/L)	3490 / 698	<0.080	J ^(0.68)	<0.51	<0.51	<0.51	<0.060	<0.50	<0.50	<0.50	<0.70	<0.70
Chloroethane (ug/L)	400 / 80	<0.050	<0.24	<0.24	<0.24	<0.24	<0.074	<0.50	<0.70	<0.70	<0.60	<0.60
Vinyl chloride (ug/L)	0.2 / 0.02	<0.070	<0.11	<0.11	<0.11	<0.11	<0.065	<0.12	<0.12	<0.12	<0.15	<0.15
Chloromethane (ug/L)	30 / 3	<0.050	<0.090	<0.090	<0.090	<0.090	<0.074	<0.30	<0.24	<0.24	<0.30	<0.30
Methylene chloride (ug/L)	5 / 0.5	<0.27	<0.45	<0.45	<0.45	<0.45	<0.44	<0.50	<0.40	<0.40	<1.0	<1.0
p/m Xylene (ug/L)	Total Xylenes	<0.30	<0.31	<0.31	<0.31	<0.31	<0.13	<0.70	<1.0	<1.0	<0.90	<0.90
o-Xylene (ug/L)	2000 / 400	<0.22	<0.35	<0.35	<0.35	<0.35	<0.062	<0.30	<0.40	<0.40	<0.60	<0.60
Toluene (ug/L)	800 / 160	<0.16	<0.16	<0.16	<0.16	<0.16	<0.069	<0.40	<0.40	<0.40	<0.40	<0.40

	ES / PAL	460 McCutcheon Ln. (cont.)				
		Jul-07	Jun-08	Dec-08	Aug-09	Jun-11
Dichlorodifluoromethane (ug/L)	1000 / 200	<0.40	<0.40	<0.40	<1.0	<0.25
Tetrachloroethene (ug/L)	5 / 0.5	<0.40	<0.40	<0.40	<1.0	<0.26
trans-1,2-Dichloroethene (ug/L)	100 / 20	<0.50	<0.50	<0.50	<1.0	<0.21
1,1,1-Trichloroethane (ug/L)	200 / 40	<0.60	<0.60	<0.60	<1.0	<0.26
1,1-Dichloroethene (ug/L)	7 / 0.7	<0.40	<0.40	<0.40	<1.0	<0.23
1,2-Dichloroethane (ug/L)	5 / 0.5	<0.30	<0.30	<0.30	<1.0	<0.23
1,1,2-Trichloroethane (ug/L)	5 / 0.5	<0.50	<0.50	<0.50	<1.0	<0.38
Trichloroethene (ug/L)	5 / 0.5	0.48	<0.15	J ^(0.41)	<0.25	<0.20
1,1-Dichloroethane (ug/L)	850 / 85	<0.40	<0.40	<0.40	<1.0	<0.23
cis-1,2-Dichloroethene (ug/L)	70 / 7	<0.40	<0.40	<0.40	<1.0	<0.37
Trichlorofluoromethane (ug/L)	3490 / 698	<0.40	<0.40	<0.40	<1.0	<0.30
Chloroethane (ug/L)	400 / 80	<0.40	<0.40	<0.40	<1.0	<0.32
Vinyl chloride (ug/L)	0.2 / 0.02	<0.15	<0.15	<0.15	<0.40	<0.17
Chloromethane (ug/L)	30 / 3	<0.30	<0.30	<0.30	<4.0	<0.36
Methylene chloride (ug/L)	5 / 0.5	<0.50	<0.50	<0.50	<4.0	<2.0
p/m Xylene (ug/L)	Total Xylenes	<0.50	<0.50	<0.50	<2.0	<0.66
o-Xylene (ug/L)	2000 / 400	<0.50	<0.50	<0.50	<1.0	<0.46
Toluene (ug/L)	800 / 160	<0.20	<0.20	<0.20	<1.0	<0.39

J- Result is less than the LOQ but greater than the LOD.

B- Parameter was detected in the method blank.

LOD- Limit of Detection

²- May be associated with chlorination of well.

LOQ-Limit of Quantification

^D-Quantification was performed on a dilution of the sample.

ug/L- Micrograms per Liter (parts per billion).

- Indicates Detection.

*- Inorganic water quality data available.

ND- No Detect.

P/NP- Present/Not Present

NA- Not Analyzed

- Analytical data obtained from the WDNR Special Well Construction Area Data Base, Town of Hudson, Wisconsin.

TABLE 1 (cont.)

	ES / PAL	462 McCutcheon Ln.										
		Feb-90	Dec-95	Jun-96	Dec-96	Mar-97	Feb-00	Aug-00	Mar-02	May-03	Feb-04	Jan-05
Dichlorodifluoromethane (ug/L)	1000 / 200		<0.080	<0.14	<0.14	<0.14	<0.14	<0.14	<0.14	<0.14	<0.14	<0.14
Tetrachloroethene (ug/L)	5 / 0.5	ND	<0.050	<0.13	<0.13	<0.13	<0.13	<0.13	<0.13	<0.13	<0.13	<0.40
trans-1,2-Dichloroethene (ug/L)	100 / 20		<0.040	<0.11	<0.11	<0.11	<0.11	<0.11	<0.11	<0.11	<0.11	<0.50
1,1,1-Trichloroethane (ug/L)	200 / 40	ND	<0.050	<0.19	<0.19	<0.19	<0.19	<0.19	<0.19	<0.19	<0.19	<0.50
1,1-Dichloroethene (ug/L)	7 / 0.7	ND	<0.050	<0.10	<0.10	<0.10	<0.10	<0.10	<0.10	<0.10	<0.10	<0.30
1,2-Dichloroethane (ug/L)	5 / 0.5		<0.23	<0.27	<0.27	<0.27	<0.27	<0.27	<0.27	<0.27	<0.27	<0.40
1,1,2-Trichloroethane (ug/L)	5 / 0.5		<0.030	<0.18	<0.18	<0.18	<0.18	<0.18	<0.18	<0.18	<0.18	<0.40
Trichloroethene (ug/L)	5 / 0.5	ND	J ^(0.066)	J ^(0.29)	<0.14	<0.14	0.45	0.52	J ^(0.29)	0.46	0.40	0.69
1,1-Dichloroethane (ug/L)	850 / 85	ND	<0.10	<0.26	<0.26	<0.26	<0.26	<0.26	<0.26	<0.26	<0.26	<0.50
cis-1,2-Dichloroethene (ug/L)	70 / 7		<0.080	<0.12	<0.12	<0.12	<0.12	<0.12	<0.12	<0.12	<0.12	<0.25
Trichlorofluoromethane (ug/L)	3490 / 698	ND	J ^(0.25)	<0.51	<0.51	<0.51	J ^(0.70)	J ^(0.65)	<0.51	<0.51	<0.51	<0.50
Chloroethane (ug/L)	400 / 80		<0.050	<0.24	<0.24	<0.24	<0.24	<0.24	<0.24	<0.24	<0.24	<0.50
Vinyl chloride (ug/L)	0.2 / 0.02		<0.070	<0.11	<0.11	<0.11	<0.11	<0.11	<0.11	<0.11	<0.11	<0.12
Chloromethane (ug/L)	30 / 3		B J ^(0.13)	<0.090	<0.090	<0.090	<0.090	<0.090	<0.090	<0.090	<0.090	<0.30
Methylene chloride (ug/L)	5 / 0.5		<0.27	<0.45	<0.45	<0.45	<0.45	<0.45	<0.45	<0.45	<0.45	<0.50
p/m Xylene (ug/L)	Total Xylenes		<0.30	<0.31	<0.31	<0.31	<0.31	<0.31	<0.31	<0.31	<0.31	<0.70
o-Xylene (ug/L)	2000 / 400		<0.22	0.42	<0.35	<0.35	<0.35	<0.35	<0.35	<0.35	<0.35	<0.30
Toluene (ug/L)	800 / 160		<0.16	<0.16	<0.16	<0.16	<0.16	<0.16	<0.16	<0.16	<0.16	<0.40

	ES / PAL	462 McCutcheon Ln. (cont.)			
		Feb-06	Mar-07	Feb-08	Jun-09
Dichlorodifluoromethane (ug/L)	1000 / 200	<0.60	<0.29	<0.40	<1.0
Tetrachloroethene (ug/L)	5 / 0.5	<0.40	<0.29	<0.40	<1.0
trans-1,2-Dichloroethene (ug/L)	100 / 20	<0.60	<0.40	<0.50	<1.0
1,1,1-Trichloroethane (ug/L)	200 / 40	<0.60	<0.50	<0.60	<1.0
1,1-Dichloroethene (ug/L)	7 / 0.7	<0.50	<0.30	<0.40	<1.0
1,2-Dichloroethane (ug/L)	5 / 0.5	<0.50	<0.50	<0.30	<1.0
1,1,2-Trichloroethane (ug/L)	5 / 0.5	<0.40	<0.50	<0.50	<1.0
Trichloroethene (ug/L)	5 / 0.5	J ^(0.43)	J ^(0.38)	J ^(0.40)	J ^(0.37)
1,1-Dichloroethane (ug/L)	850 / 85	<0.50	<0.40	<0.40	<1.0
cis-1,2-Dichloroethene (ug/L)	70 / 7	<0.60	<0.40	<0.40	<1.0
Trichlorofluoromethane (ug/L)	3490 / 698	<0.50	<0.70	<0.40	<1.0
Chloroethane (ug/L)	400 / 80	<0.70	<0.60	<0.40	<1.0
Vinyl chloride (ug/L)	0.2 / 0.02	<0.12	<0.15	<0.15	<0.40
Chloromethane (ug/L)	30 / 3	<0.24	<0.30	<0.30	<4.0
Methylene chloride (ug/L)	5 / 0.5	<0.40	<1.0	<0.50	<4.0
p/m Xylene (ug/L)	Total Xylenes	1	<0.90	<0.50	<2.0
o-Xylene (ug/L)	2000 / 400	<0.40	<0.60	<0.50	<1.0
Toluene (ug/L)	800 / 160	<0.40	<0.40	<0.20	<1.0

J- Result is less than the LOQ but greater than the LOD.

B- Parameter was detected in the method blank.

LOD- Limit of Detection

²- May be associated with chlorination of well.

LOQ-Limit of Quantification

^D-Quantification was performed on a dilution of the sample.

ug/L- Micrograms per Liter (parts per billion).

- Indicates Detection.

*- Inorganic water quality data available.

ND- No Detect.

P/NP- Present/Not Present

NA- Not Analyzed

- Analytical data obtained from the WDNR Special Well Construction Area Data Base, Town of Hudson, Wisconsin.

TABLE 1 (cont.)

		460 McCutcheon Rd.										
ES / PAL		Nov-90	Dec-95	Mar-00	Jun-01	Jun-02	Jun-03	Jun-04	May-05	Jul-06	Jul-07	Dec-09
Dichlorodifluoromethane (ug/L)	1000 / 200		<0.080	<0.14	<0.14	<0.14	<0.14	<0.063	<0.60	<0.29	<0.40	<1.0
Tetrachloroethene (ug/L)	5 / 0.5	ND	<0.050	<0.13	<0.13	<0.13	<0.13	<0.075	<0.40	<0.29	<0.40	<1.0
trans-1,2-Dichloroethene (ug/L)	100 / 20		<0.040	<0.11	<0.11	<0.11	<0.11	<0.059	<0.60	<0.40	<0.50	<1.0
1,1,1-Trichloroethane (ug/L)	200 / 40	ND	<0.050	<0.19	<0.19	<0.19	<0.19	<0.065	<0.60	<0.50	<0.60	<1.0
1,1-Dichloroethene (ug/L)	7 / 0.7	ND	<0.050	<0.10	<0.10	<0.10	<0.10	<0.061	<0.50	<0.30	<0.40	<1.0
1,2-Dichloroethane (ug/L)	5 / 0.5		<0.23	<0.27	<0.27	<0.27	<0.27	<0.054	<0.50	<0.50	<0.30	<1.0
1,1,2-Trichloroethane (ug/L)	5 / 0.5		<0.030	<0.18	<0.18	<0.18	<0.18	<0.052	<0.40	<0.50	<0.50	<1.0
Trichloroethene (ug/L)	5 / 0.5	ND	<0.06	<0.14	<0.14	<0.14	<0.14	<0.074	<0.15	<0.15	<0.15	<0.25
1,1-Dichloroethane (ug/L)	850 / 85	ND	<0.10	<0.26	<0.26	<0.26	<0.26	<0.057	<0.50	<0.40	<0.40	<1.0
cis-1,2-Dichloroethene (ug/L)	70 / 7		<0.080	<0.12	<0.12	<0.12	<0.12	<0.055	<0.60	<0.40	<0.40	<1.0
Trichlorofluoromethane (ug/L)	3490 / 698	ND	<0.080	<0.51	<0.51	<0.51	<0.51	<0.060	<0.50	<0.70	<0.40	<1.0
Chloroethane (ug/L)	400 / 80		<0.050	<0.24	<0.24	<0.24	<0.24	<0.074	<0.70	<0.60	<0.40	<1.0
Vinyl chloride (ug/L)	0.2 / 0.02		<0.070	<0.11	<0.11	<0.11	<0.11	<0.065	<0.12	<0.15	<0.15	<0.40
Chloromethane (ug/L)	30 / 3		<0.050	<0.090	<0.090	<0.090	<0.090	<0.074	<0.24	<0.30	<0.30	<4.0
Methylene chloride (ug/L)	5 / 0.5		<0.27	<0.45	<0.45	<0.45	<0.45	<0.44	<0.40	<1.0	<0.50	<4.0
p/m Xylene (ug/L)	Total Xylenes		<0.30	<0.31	<0.31	<0.31	<0.31	<0.13	<1.0	<0.90	<0.50	<2.0
o-Xylene (ug/L)	2000 / 400		<0.22	<0.35	<0.35	<0.35	<0.35	<0.062	<0.040	<0.60	<0.50	<1.0
Toluene (ug/L)	800 / 160		<0.16	<0.16	<0.16	<0.16	<0.16	<0.069	<0.40	<0.40	<0.20	<1.0

		464 McCutcheon Rd.										
ES / PAL		Nov-90	Dec-95	Jun-96	Dec-96	Mar-97	Mar-00	Nov-00	Jun-01	Dec-01	Jun-02	Jan-03
Dichlorodifluoromethane (ug/L)	1000 / 200		<0.080	<0.14	<0.14	<0.14	<0.14	<0.14	<0.14	<0.14	<0.14	<0.14
Tetrachloroethene (ug/L)	5 / 0.5	ND	<0.050	<0.13	<0.13	<0.13	<0.13	<0.13	<0.13	<0.13	<0.13	<0.13
trans-1,2-Dichloroethene (ug/L)	100 / 20		<0.040	<0.11	<0.11	<0.11	<0.11	<0.11	<0.11	<0.11	<0.11	<0.11
1,1,1-Trichloroethane (ug/L)	200 / 40	ND	<0.050	<0.19	<0.19	<0.19	<0.19	<0.19	<0.19	<0.19	<0.19	<0.19
1,1-Dichloroethene (ug/L)	7 / 0.7	ND	<0.050	<0.10	<0.10	<0.10	<0.10	<0.10	<0.10	<0.10	<0.10	<0.10
1,2-Dichloroethane (ug/L)	5 / 0.5		<0.23	<0.27	<0.27	<0.27	<0.27	<0.27	<0.27	<0.27	<0.27	<0.27
1,1,2-Trichloroethane (ug/L)	5 / 0.5		<0.030	<0.18	<0.18	<0.18	<0.18	<0.18	<0.18	<0.18	<0.18	<0.18
Trichloroethene (ug/L)	5 / 0.5	ND	0.44	0.30	<0.14	<0.14	<0.14	<0.14	<0.14	<0.14	<0.14	<0.14
1,1-Dichloroethane (ug/L)	850 / 85	ND	<0.10	<0.26	<0.26	<0.26	<0.26	<0.26	<0.26	<0.26	<0.26	<0.26
cis-1,2-Dichloroethene (ug/L)	70 / 7		<0.080	<0.12	<0.12	<0.12	<0.12	<0.12	<0.12	<0.12	<0.12	<0.12
Trichlorofluoromethane (ug/L)	3490 / 698	ND	J ^(0.37)	<0.51	<0.51	<0.51	<0.51	<0.51	<0.51	<0.51	<0.51	<0.51
Chloroethane (ug/L)	400 / 80		J ^(0.073)	<0.24	<0.24	<0.24	<0.24	<0.24	<0.24	<0.24	<0.24	<0.24
Vinyl chloride (ug/L)	0.2 / 0.02		<0.070	<0.11	<0.11	<0.11	<0.11	<0.11	<0.11	<0.11	<0.11	<0.11
Chloromethane (ug/L)	30 / 3		<0.050	<0.090	<0.090	<0.090	<0.090	<0.090	<0.090	<0.090	<0.090	<0.090
Methylene chloride (ug/L)	5 / 0.5		<0.27	<0.45	<0.45	<0.45	<0.45	<0.45	<0.45	<0.45	<0.45	<0.45
p/m Xylene (ug/L)	Total Xylenes		<0.30	<0.31	<0.31	<0.31	<0.31	<0.31	<0.31	<0.31	<0.31	<0.31
o-Xylene (ug/L)	2000 / 400		<0.22	<0.35	<0.35	<0.35	<0.35	<0.35	<0.35	<0.35	<0.35	<0.35
Toluene (ug/L)	800 / 160		<0.16	<0.16	<0.16	<0.16	<0.16	<0.16	<0.16	<0.16	<0.16	<0.16

J- Result is less than the LOQ but greater than the LOD.

B- Parameter was detected in the method blank.

LOD- Limit of Detection

²- May be associated with chlorination of well.

LOQ-Limit of Quantification

^D-Quantification was performed on a dilution of the sample.

ug/L- Micrograms per Liter (parts per billion).

- Indicates Detection.

*- Inorganic water quality data available.

ND- No Detect.

P/NP- Present/Not Present

NA- Not Analyzed

- Analytical data obtained from the WDNR Special Well Construction Area Data Base, Town of Hudson, Wisconsin.

TABLE 1 (cont.)

		464 McCutcheon Rd. (cont.)								
ES / PAL		Jul-03	Dec-03	Jun-04	Jan-05	Mar-06	Jun-07	Feb-08	Apr-09	Jul-14
Dichlorodifluoromethane (ug/L)	1000 / 200	<0.14	<0.14	<0.063	<0.40	<0.60	<0.40	<0.40	<1.0	<0.50
Tetrachloroethene (ug/L)	5 / 0.5	<0.13	<0.13	<0.075	<0.40	<0.40	<0.40	<0.40	<1.0	<0.16
trans-1,2-Dichloroethene (ug/L)	100 / 20	<0.11	<0.11	<0.059	<0.50	<0.60	<0.50	<0.50	<1.0	<0.23
1,1,1-Trichloroethane (ug/L)	200 / 40	<0.19	<0.19	<0.065	<0.50	<0.60	<0.60	<0.60	<1.0	<0.26
1,1-Dichloroethene (ug/L)	7 / 0.7	<0.10	<0.10	<0.061	<0.30	<0.50	<0.40	<0.40	<1.0	<0.20
1,2-Dichloroethane (ug/L)	5 / 0.5	<0.27	<0.27	<0.061	<0.40	<0.50	<0.30	<0.30	<1.0	<0.13
1,1,2-Trichloroethane (ug/L)	5 / 0.5	<0.18	<0.18	<0.052	<0.40	<0.40	<0.50	<0.50	<1.0	<0.13
Trichloroethene (ug/L)	5 / 0.5	0.46	0.42	J ^(0.49)	0.50	J ^(0.34)	<0.15	J ^(0.24)	<0.25	J ^(0.26)
1,1-Dichloroethane (ug/L)	850 / 85	<0.26	<0.26	<0.057	<0.50	<0.50	<0.40	<0.40	<1.0	<0.16
cis-1,2-Dichloroethene (ug/L)	70 / 7	<0.12	<0.12	<0.055	<0.25	<0.60	<0.40	<0.40	<1.0	<0.13
Trichlorofluoromethane (ug/L)	3490 / 698	<0.51	<0.51	<0.060	<0.50	<0.50	<0.40	<0.40	<1.0	<0.22
Chloroethane (ug/L)	400 / 80	<0.24	<0.24	<0.074	<0.50	<0.70	<0.40	<0.40	<1.0	<0.24
Vinyl chloride (ug/L)	0.2 / 0.02	<0.11	<0.11	<0.065	<0.12	<0.12	<0.15	<0.15	<0.40	<0.20
Chloromethane (ug/L)	30 / 3	<0.090	<0.090	<0.074	<0.30	<0.24	<0.30	<0.30	<4.0	<0.34
Methylene chloride (ug/L)	5 / 0.5	<0.45	<0.45	<0.44	<0.50	<0.40	<0.50	<0.50	<4.0	<2.0
p/m Xylene (ug/L)	Total Xylenes	<0.31	<0.31	<0.13	<0.70	<1.0	<0.50	<0.50	<2.0	<0.31
o-Xylene (ug/L)	2000 / 400	<0.35	<0.35	<0.062	<0.30	<0.40	<0.50	<0.50	<1.0	<0.094
Toluene (ug/L)	800 / 160	<0.16	<0.16	<0.069	<0.40	<0.40	<0.20	<0.20	<1.0	<0.11

		467 McCutcheon Rd.										
ES / PAL		Dec-95	Feb-96	Nov-00	Jul-01	Jan-03	Feb-04	Jan-05	Mar-06	May-09	Mar-11	Jun-13
Dichlorodifluoromethane (ug/L)	1000 / 200	<0.080	<0.14	<0.14	J ^(0.57)	<0.14	<0.14	<0.40	<0.60	<1.0	<0.30	<0.40
Tetrachloroethene (ug/L)	5 / 0.5	<0.050	<0.13	<0.13	J ^(0.23)	<0.13	<0.13	<0.40	<0.40	<1.0	<0.15	<0.29
trans-1,2-Dichloroethene (ug/L)	100 / 20	<0.040	<0.11	<0.11	<0.11	<0.11	<0.11	<0.50	<0.60	<1.0	<0.11	<0.24
1,1,1-Trichloroethane (ug/L)	200 / 40	<0.050	<0.19	<0.19	<0.19	<0.19	<0.19	<0.50	<0.60	<1.0	<0.090	<0.50
1,1-Dichloroethene (ug/L)	7 / 0.7	<0.050	<0.10	<0.10	<0.10	<0.10	<0.10	<0.30	<0.50	<1.0	<0.20	<0.24
1,2-Dichloroethane (ug/L)	5 / 0.5	<0.23	<0.27	<0.27	<0.27	<0.27	<0.27	<0.40	<0.50	<1.0	<0.080	<0.22
1,1,2-Trichloroethane (ug/L)	5 / 0.5	<0.030	<0.18	<0.18	<0.18	<0.18	<0.18	<0.40	<0.40	<1.0	<0.11	<0.16
Trichloroethene (ug/L)	5 / 0.5	<0.06	<0.14	0.45	0.99	<0.14	0.73	1.1	0.70	J ^(0.84)	J ^(0.38)	0.61
1,1-Dichloroethane (ug/L)	850 / 85	<0.10	<0.26	J ^(0.18)	J ^(0.29)	<0.26	<0.26	<0.50	<0.50	<1.0	<0.080	<0.50
cis-1,2-Dichloroethene (ug/L)	70 / 7	<0.080	<0.12	<0.12	<0.12	<0.12	<0.12	<0.25	<0.60	<1.0	<0.23	<0.23
Trichlorofluoromethane (ug/L)	3490 / 698	<0.080	<0.51	<0.51	J ^(0.67)	<0.51	<0.51	<0.50	<0.50	<1.0	<0.14	J ^(0.39)
Chloroethane (ug/L)	400 / 80	<0.050	<0.24	<0.24	<0.24	<0.24	<0.24	<0.50	<0.70	<1.0	<0.32	<0.50
Vinyl chloride (ug/L)	0.2 / 0.02	<0.070	<0.11	<0.11	<0.11	<0.11	<0.11	<0.12	<0.12	<0.40	<0.11	<0.14
Chloromethane (ug/L)	30 / 3	<0.050	<0.090	<0.090	<0.090	<0.090	<0.090	<0.30	<0.24	<4.0	<0.36	<2.0
Methylene chloride (ug/L)	5 / 0.5	<0.27	<0.45	<0.45	<0.45	<0.45	<0.45	<0.50	<0.40	<4.0	<2.0	<2.0
p/m Xylene (ug/L)	Total Xylenes	<0.30	<0.31	<0.31	<0.31	<0.31	<0.31	<0.70	<1.0	<2.0	<0.15	<0.48
o-Xylene (ug/L)	2000 / 400	<0.22	<0.35	<0.35	<0.35	<0.35	<0.35	<0.30	<0.40	<1.0	<0.10	<0.24
Toluene (ug/L)	800 / 160	<0.16	<0.16	<0.16	<0.16	<0.16	<0.16	<0.40	<0.40	<1.0	<0.11	<0.23

J- Result is less than the LOQ but greater than the LOD.

B- Parameter was detected in the method blank.

LOD- Limit of Detection

²- May be associated with chlorination of well.

LOQ-Limit of Quantification

^D-Quantification was performed on a dilution of the sample.

ug/L- Micrograms per Liter (parts per billion).

- Indicates Detection.

*- Inorganic water quality data available.

ND- No Detect.

P/NP- Present/Not Present

NA- Not Analyzed

- Analytical data obtained from the WDNR Special Well Construction Area Data Base, Town of Hudson, Wisconsin.

TABLE 1 (cont.)

467 McCutcheon Rd. (cont.)		
	ES / PAL	Jul-14
Dichlorodifluoromethane (ug/L)	1000 / 200	<0.50
Tetrachloroethene (ug/L)	5 / 0.5	<0.16
trans-1,2-Dichloroethene (ug/L)	100 / 20	<0.23
1,1,1-Trichloroethane (ug/L)	200 / 40	<0.26
1,1-Dichloroethene (ug/L)	7 / 0.7	<0.20
1,2-Dichloroethane (ug/L)	5 / 0.5	<0.13
1,1,2-Trichloroethane (ug/L)	5 / 0.5	<0.13
Trichloroethene (ug/L)	5 / 0.5	0.80
1,1-Dichloroethane (ug/L)	850 / 85	<0.16
cis-1,2-Dichloroethene (ug/L)	70 / 7	<0.13
Trichlorofluoromethane (ug/L)	3490 / 698	<0.22
Chloroethane (ug/L)	400 / 80	<0.24
Vinyl chloride (ug/L)	0.2 / 0.02	<0.20
Chloromethane (ug/L)	30 / 3	<0.34
Methylene chloride (ug/L)	5 / 0.5	<2.0
p/m Xylene (ug/L)	Total Xylenes	<0.31
o-Xylene (ug/L)	2000 / 400	<0.094
Toluene (ug/L)	800 / 160	<0.11

471 McCutcheon Rd.												
ES / PAL	Feb-94	Dec-95	Oct-97	Jan-00	Dec-00	Mar-02	Feb-03	May-04	Apr-05	Jul-06	Sep-07	
Dichlorodifluoromethane (ug/L)	1000 / 200	J ^(1.2)	<0.14	J ^(0.24)	<0.14	J ^(0.29)	<0.14	<0.063	<0.60	J ^(0.33)	<0.40	
Tetrachloroethene (ug/L)	5 / 0.5	ND	J ^(0.31)	<0.13	<0.13	<0.13	<0.13	J ^(0.15)	<0.40	<0.29	<0.40	
trans-1,2-Dichloroethene (ug/L)	100 / 20		<0.040	<0.11	<0.11	<0.11	<0.11	<0.059	<0.60	<0.40	<0.50	
1,1,1-Trichloroethane (ug/L)	200 / 40	ND	1.2	<0.19	<0.19	<0.19	<0.19	<0.065	<0.60	<0.50	<0.60	
1,1-Dichloroethene (ug/L)	7 / 0.7	ND	<0.050	<0.10	<0.10	<0.10	<0.10	<0.061	<0.50	<0.30	<0.40	
1,2-Dichloroethane (ug/L)	5 / 0.5		<0.23	<0.27	<0.27	<0.27	<0.27	<0.054	<0.50	<0.50	<0.30	
1,1,2-Trichloroethane (ug/L)	5 / 0.5		<0.030	<0.18	<0.18	<0.18	<0.18	<0.052	<0.40	<0.50	<0.50	
Trichloroethene (ug/L)	5 / 0.5	ND	0.85	0.56	J ^(0.25)	0.64	0.93	0.58	1.2	0.97	1.2	1.0
1,1-Dichloroethane (ug/L)	850 / 85	ND	<0.10	<0.26	<0.26	<0.26	<0.26	<0.057	<0.50	<0.40	<0.40	
cis-1,2-Dichloroethene (ug/L)	70 / 7		<0.080	<0.12	<0.12	<0.12	<0.12	<0.055	<0.60	<0.40	<0.40	
Trichlorofluoromethane (ug/L)	3490 / 698	ND	J ^(0.84)	<0.51	J ^(0.60)	<0.51	<0.51	<0.51	J ^(0.31)	<0.50	<0.70	<0.40
Chloroethane (ug/L)	400 / 80		<0.050	<0.24	<0.24	<0.24	<0.24	<0.074	<0.70	<0.60	<0.40	
Vinyl chloride (ug/L)	0.2 / 0.02		<0.070	<0.11	<0.11	<0.11	<0.11	<0.065	<0.12	<0.15	<0.15	
Chloromethane (ug/L)	30 / 3		B J ^(0.5)	<0.090	J ^(0.82)	<0.090	<0.090	<0.074	<0.24	J ^(0.32)	J ^(0.84)	
Methylene chloride (ug/L)	5 / 0.5		<0.27	<0.45	<0.45	<0.45	<0.45	<0.44	<0.40	<1.0	<0.50	
p/m Xylene (ug/L)	Total Xylenes		<0.30	<0.31	<0.31	<0.31	<0.31	<0.13	<1.0	<0.90	<0.50	
o-Xylene (ug/L)	2000 / 400		<0.22	<0.35	<0.35	<0.35	<0.35	<0.062	<0.40	<0.60	<0.50	
Toluene (ug/L)	800 / 160		<0.16	<0.16	<0.16	<0.16	<0.16	<0.069	<0.40	<0.40	<0.20	

J- Result is less than the LOQ but greater than the LOD.

B- Parameter was detected in the method blank.

LOD- Limit of Detection

²- May be associated with chlorination of well.

LOQ-Limit of Quantification

^D-Quantification was performed on a dilution of the sample.

ug/L- Micrograms per Liter (parts per billion).

- Indicates Detection.

*- Inorganic water quality data available.

ND- No Detect.

P/NP- Present/Not Present

NA- Not Analyzed

- Analytical data obtained from the WDNR Special Well Construction Area Data Base, Town of Hudson, Wisconsin.

TABLE 1 (cont.)

	ES / PAL	471 McCutcheon Rd. (cont)				
		May-08	Sep-09	May-12	Jul-13	Dec-17
Dichlorodifluoromethane (ug/L)	1000 / 200	<0.40	<1.0	<0.20	<0.20	<0.31
Tetrachloroethene (ug/L)	5 / 0.5	<0.40	<1.0	<0.13	<0.29	<0.16
trans-1,2-Dichloroethene (ug/L)	100 / 20	<0.50	<1.0	<0.14	<0.24	<0.21
1,1,1-Trichloroethane (ug/L)	200 / 40	<0.60	<1.0	<0.19	<0.50	<0.15
1,1-Dichloroethene (ug/L)	7 / 0.7	<0.40	<1.0	<0.19	<0.24	<0.18
1,2-Dichloroethane (ug/L)	5 / 0.5	<0.30	<1.0	<0.37	<0.22	<0.32
1,1,2-Trichloroethane (ug/L)	5 / 0.5	<0.50	<1.0	<0.015	<0.16	<0.22
Trichloroethene (ug/L)	5 / 0.5	1.1	1.1	J ^(0.93)	0.75	1.1
1,1-Dichloroethane (ug/L)	850 / 85	<0.40	<1.0	<0.11	<0.50	<0.14
cis-1,2-Dichloroethene (ug/L)	70 / 7	<0.40	<1.0	<0.085	<0.23	<0.20
Trichlorofluoromethane (ug/L)	3490 / 698	<0.40	<1.0	<0.13	J ^(0.17)	J ^(0.25)
Chloroethane (ug/L)	400 / 80	<0.40	<1.0	<0.22	<0.50	<0.44
Vinyl chloride (ug/L)	0.2 / 0.02	<0.15	<0.40	<0.16	<0.14	<0.0096
Chloromethane (ug/L)	30 / 3	<0.30	<4.0	<0.41	<2.0	<1.1
Methylene chloride (ug/L)	5 / 0.5	<0.50	<4.0	<2.0	<2.0	<1.2
p/m Xylene (ug/L)	Total Xylenes	<0.50	<2.0	<0.17	<0.48	<0.24
o-Xylene (ug/L)	2000 / 400	<0.50	<1.0	<0.077	<0.24	<0.17
Toluene (ug/L)	800 / 160	<0.20	<1.0	<0.076	<0.23	<0.17

	ES / PAL	472 McCutcheon Rd.										
		May-92	Aug-92	May-93	Feb-96	Feb-00	Jan-01	Jun-01	Dec-01	Jun-02	Apr-03	May-04
Dichlorodifluoromethane (ug/L)	1000 / 200				<0.14	<0.14	<0.14	<0.14	J ^(0.20)	<0.14	<0.14	<0.063
Tetrachloroethene (ug/L)	5 / 0.5	ND	ND	ND	<0.13	<0.13	<0.13	<0.13	<0.13	<0.13	<0.13	<0.075
trans-1,2-Dichloroethene (ug/L)	100 / 20				<0.11	<0.11	<0.11	<0.11	<0.11	<0.11	<0.11	<0.059
1,1,1-Trichloroethane (ug/L)	200 / 40	ND	ND	ND	<0.19	<0.19	<0.19	<0.19	<0.19	<0.19	<0.19	<0.065
1,1-Dichloroethene (ug/L)	7 / 0.7	ND	ND	ND	<0.10	<0.10	<0.10	<0.10	<0.10	<0.10	<0.10	<0.061
1,2-Dichloroethane (ug/L)	5 / 0.5				<0.27	<0.27	<0.27	<0.27	<0.27	<0.27	<0.27	<0.054
1,1,2-Trichloroethane (ug/L)	5 / 0.5				<0.18	<0.18	<0.18	<0.18	<0.18	<0.18	<0.18	<0.052
Trichloroethene (ug/L)	5 / 0.5	ND	ND	ND	<0.14	J ^(0.20)	0.38	0.38	0.38	0.36	0.51	0.78
1,1-Dichloroethane (ug/L)	850 / 85	ND	ND	ND	<0.26	<0.26	<0.26	<0.26	<0.26	<0.26	<0.26	<0.057
cis-1,2-Dichloroethene (ug/L)	70 / 7				<0.12	<0.12	<0.12	<0.12	<0.12	<0.12	<0.12	<0.055
Trichlorofluoromethane (ug/L)	3490 / 698	1.1	ND	ND	<0.51	<0.51	<0.51	<0.51	<0.51	<0.51	<0.51	J ^(0.27)
Chloroethane (ug/L)	400 / 80				<0.24	<0.24	<0.24	<0.24	<0.24	J ^(0.47)	<0.24	<0.074
Vinyl chloride (ug/L)	0.2 / 0.02				<0.11	<0.11	<0.11	<0.11	<0.11	<0.11	<0.11	<0.065
Chloromethane (ug/L)	30 / 3				<0.090	<0.090	<0.090	<0.090	<0.090	<0.090	<0.090	<0.074
Methylene chloride (ug/L)	5 / 0.5				<0.45	<0.45	<0.45	<0.45	<0.45	<0.45	<0.45	<0.44
p/m Xylene (ug/L)	Total Xylenes				<0.31	<0.31	<0.31	<0.31	<0.31	<0.31	<0.31	<0.13
o-Xylene (ug/L)	2000 / 400				<0.35	<0.35	<0.35	<0.35	<0.35	<0.35	<0.35	<0.062
Toluene (ug/L)	800 / 160				<0.16	<0.16	<0.16	<0.16	<0.16	<0.16	<0.16	<0.069

J- Result is less than the LOQ but greater than the LOD.

B- Parameter was detected in the method blank.

LOD- Limit of Detection

²- May be associated with chlorination of well.

LOQ-Limit of Quantification

^D-Quantification was performed on a dilution of the sample.

ug/L- Micrograms per Liter (parts per billion).

- Indicates Detection.

*- Inorganic water quality data available.

ND- No Detect.

P/NP- Present/Not Present

NA- Not Analyzed

- Analytical data obtained from the WDNR Special Well Construction Area Data Base, Town of Hudson, Wisconsin.

TABLE 1 (cont.)

		472 McCutcheon Rd. (cont.)									
ES / PAL		Apr-05	Apr-05	Jul-06	Jun-07	Feb-08	Apr-09	Mar-11	Jun-13	Jun-14	
Dichlorodifluoromethane (ug/L)	1000 / 200	<0.60	<0.60	<0.29	<0.40	<0.40	<1.0	<0.30	<0.40	<0.50	
Tetrachloroethene (ug/L)	5 / 0.5	<0.40	<0.40	<0.29	<0.40	<0.40	<1.0	<0.15	<0.29	<0.16	
trans-1,2-Dichloroethene (ug/L)	100 / 20	<0.60	<0.60	<0.40	<0.50	<0.50	<1.0	<0.11	<0.24	<0.23	
1,1,1-Trichloroethane (ug/L)	200 / 40	<0.60	<0.60	<0.50	<0.60	<0.60	<1.0	<0.090	<0.50	<0.26	
1,1-Dichloroethene (ug/L)	7 / 0.7	<0.50	<0.50	<0.30	<0.40	<0.40	<1.0	<0.20	<0.24	<0.20	
1,2-Dichloroethane (ug/L)	5 / 0.5	<0.40	<0.50	<0.50	<0.30	<0.30	<1.0	<0.080	<0.22	<0.13	
1,1,2-Trichloroethane (ug/L)	5 / 0.5	<0.40	<0.40	<0.50	<0.50	<0.50	<1.0	<0.11	<0.16	<0.13	
Trichloroethene (ug/L)	5 / 0.5	0.66	0.71	0.66	0.63	0.67	J ^(0.74)	J ^(0.43)	0.5	0.51	
1,1-Dichloroethane (ug/L)	850 / 85	<0.50	<0.50	<0.40	<0.40	<0.40	<1.0	<0.080	<0.50	<0.16	
cis-1,2-Dichloroethene (ug/L)	70 / 7	<0.60	<0.60	<0.40	<0.40	<0.40	<1.0	<0.23	<0.23	<0.13	
Trichlorofluoromethane (ug/L)	3490 / 698	<0.50	<0.50	<0.70	<0.40	<0.40	<1.0	<0.14	<0.13	J ^(0.62)	
Chloroethane (ug/L)	400 / 80	<0.70	<0.70	<0.60	<0.40	<0.40	<1.0	<0.32	<0.50	<0.24	
Vinyl chloride (ug/L)	0.2 / 0.02	<0.12	<0.12	<0.15	<0.15	<0.15	<0.40	<0.11	<0.14	<0.20	
Chloromethane (ug/L)	30 / 3	<0.24	<0.24	<0.30	<0.30	<0.30	<4.0	<0.36	<2.0	<0.34	
Methylene chloride (ug/L)	5 / 0.5	2.0	<0.40	<1.0	<0.50	<0.50	<4.0	<2.0	<2.0	<2.0	
p/m Xylene (ug/L)	Total Xylenes	<1.0	<1.0	<0.90	<0.50	<0.50	<2.0	<0.15	<0.48	<0.31	
o-Xylene (ug/L)	2000 / 400	<0.40	<0.40	<0.60	<0.50	<0.50	<1.0	<0.10	<0.24	<0.094	
Toluene (ug/L)	800 / 160	<0.40	<0.40	<0.40	<0.20	<0.20	<1.0	<0.11	<0.23	<0.11	

		473 McCutcheon Rd.										
ES / PAL		Mar-86	Jun-88	Dec-95	Oct-97	Nov-98	Dec-99	Dec-00	Mar-02	Feb-04	Feb-05	Apr-07
Dichlorodifluoromethane (ug/L)	1000 / 200			<0.080	<0.14	<0.14	<0.14	<0.14	<0.14	<0.14	<0.40	<0.29
Tetrachloroethene (ug/L)	5 / 0.5	ND	ND	<0.050	<0.13	<0.13	<0.13	<0.13	<0.13	<0.13	<0.40	<0.29
trans-1,2-Dichloroethene (ug/L)	100 / 20			<0.040	<0.11	<0.11	<0.11	<0.11	<0.11	<0.11	<0.50	<0.40
1,1,1-Trichloroethane (ug/L)	200 / 40	ND	ND	0.64	0.25	<0.19	<0.19	<0.19	<0.19	<0.19	<0.50	<0.50
1,1-Dichloroethene (ug/L)	7 / 0.7	ND	ND	<0.050	<0.10	<0.10	<0.10	<0.10	<0.10	<0.10	<0.30	<0.30
1,2-Dichloroethane (ug/L)	5 / 0.5			<0.23	<0.27	<0.27	<0.27	<0.27	<0.27	<0.27	<0.40	<0.50
1,1,2-Trichloroethane (ug/L)	5 / 0.5			<0.030	<0.18	<0.18	<0.18	<0.18	<0.18	<0.18	<0.40	<0.50
Trichloroethene (ug/L)	5 / 0.5	ND	ND	0.53	0.45	0.30	0.33	J ^(0.27)	J ^(0.58)	0.73	0.95	<0.15
1,1-Dichloroethane (ug/L)	850 / 85	ND	ND	<0.10	<0.26	<0.26	<0.26	<0.26	<0.26	<0.26	<0.50	<0.40
cis-1,2-Dichloroethene (ug/L)	70 / 7			<0.080	<0.12	<0.12	<0.12	<0.12	<0.12	<0.12	<0.25	<0.40
Trichlorofluoromethane (ug/L)	3490 / 698	ND	ND	J ^(0.46)	<0.51	<0.51	<0.51	<0.51	<0.51	<0.51	<0.50	<0.70
Chloroethane (ug/L)	400 / 80			J ^(0.32)	<0.24	<0.24	<0.24	<0.24	<0.24	<0.24	<0.50	<0.60
Vinyl chloride (ug/L)	0.2 / 0.02			<0.070	<0.11	<0.11	<0.11	<0.11	<0.11	<0.11	<0.12	<0.15
Chloromethane (ug/L)	30 / 3			<0.050	<0.090	<0.090	<0.090	<0.090	<0.090	<0.090	<0.30	<0.30
Methylene chloride (ug/L)	5 / 0.5			<0.27	<0.45	<0.45	<0.45	<0.45	<0.45	<0.45	<0.50	<1.0
p/m Xylene (ug/L)	Total Xylenes			<0.30	<0.31	<0.31	<0.31	<0.31	<0.31	<0.31	<0.70	<0.90
o-Xylene (ug/L)	2000 / 400			<0.22	<0.35	<0.35	<0.35	<0.35	<0.35	<0.35	<0.30	<0.60
Toluene (ug/L)	800 / 160			<0.16	<0.16	<0.16	<0.16	<0.16	<0.16	<0.16	<0.40	<0.40

J- Result is less than the LOQ but greater than the LOD.

B- Parameter was detected in the method blank.

LOD- Limit of Detection

²- May be associated with chlorination of well.

LOQ-Limit of Quantification

^D-Quantification was performed on a dilution of the sample.

ug/L- Micrograms per Liter (parts per billion).

- Indicates Detection.

*- Inorganic water quality data available.

ND- No Detect.

P/NP- Present/Not Present

NA- Not Analyzed

- Analytical data obtained from the WDNR Special Well Construction Area Data Base, Town of Hudson, Wisconsin.

TABLE 1 (cont.)

		473 McCutcheon Rd. (cont.)				
ES / PAL		Feb-08	Jun-09	Mar-11	Jun-13	Jul-14
Dichlorodifluoromethane (ug/L)	1000 / 200	<0.40	<1.0	<0.30	<0.40	<0.50
Tetrachloroethene (ug/L)	5 / 0.5	<0.40	<1.0	<0.15	<0.29	<0.16
trans-1,2-Dichloroethene (ug/L)	100 / 20	<0.50	<1.0	<0.11	<0.24	<0.23
1,1,1-Trichloroethane (ug/L)	200 / 40	<0.60	<1.0	<0.090	<0.50	<0.26
1,1-Dichloroethene (ug/L)	7 / 0.7	<0.40	<1.0	<0.20	<0.24	<0.20
1,2-Dichloroethane (ug/L)	5 / 0.5	<0.30	<1.0	<0.080	<0.22	<0.13
1,1,2-Trichloroethane (ug/L)	5 / 0.5	<0.50	<1.0	<0.11	<0.16	<0.13
Trichloroethene (ug/L)	5 / 0.5	0.92	1.0	J ^(0.74)	0.86	0.75
1,1-Dichloroethane (ug/L)	850 / 85	<0.40	<1.0	<0.080	<0.50	<0.16
cis-1,2-Dichloroethene (ug/L)	70 / 7	<0.40	<1.0	<0.23	<0.23	<0.13
Trichlorofluoromethane (ug/L)	3490 / 698	<0.40	<1.0	J ^(0.17)	J ^(0.47)	<0.22
Chloroethane (ug/L)	400 / 80	<0.40	<1.0	<0.32	<0.50	<0.24
Vinyl chloride (ug/L)	0.2 / 0.02	<0.15	<0.40	<0.11	<0.14	<0.20
Chloromethane (ug/L)	30 / 3	<0.30	<4.0	<0.36	<2.0	<0.34
Methylene chloride (ug/L)	5 / 0.5	<0.50	<4.0	<2.0	<2.0	<2.0
p/m Xylene (ug/L)	Total Xylenes	<0.50	<2.0	<0.15	<0.48	<0.31
o-Xylene (ug/L)	2000 / 400	<0.50	<1.0	<0.10	<0.24	<0.094
Toluene (ug/L)	800 / 160	<0.20	<1.0	<0.11	<0.23	<0.11

		481 McCutcheon Rd.										
ES / PAL		Mar-86	Dec-90	Apr-97	Dec-98	Dec-99	Nov-00	Feb-02	Jan-03	Mar-04	Feb-05	Feb-06
Dichlorodifluoromethane (ug/L)	1000 / 200			<0.14	<0.14	<0.14	J ^(0.39)	J ^(0.40)	<0.14	<0.93	<0.40	<0.60
Tetrachloroethene (ug/L)	5 / 0.5	ND		<0.13	<0.13	<0.13	<0.13	<0.13	<0.13	<0.18	<0.40	<0.40
trans-1,2-Dichloroethene (ug/L)	100 / 20			<0.11	<0.11	<0.11	<0.11	<0.11	<0.11	<0.11	<0.50	<0.60
1,1,1-Trichloroethane (ug/L)	200 / 40	ND		<0.19	<0.19	<0.19	<0.19	<0.19	<0.19	<0.086	<0.50	<0.60
1,1-Dichloroethene (ug/L)	7 / 0.7	ND		<0.10	<0.10	<0.10	<0.10	<0.10	<0.10	<0.14	<0.30	<0.50
1,2-Dichloroethane (ug/L)	5 / 0.5			<0.27	<0.27	<0.27	<0.27	<0.27	<0.27	<0.053	<0.40	<0.50
1,1,2-Trichloroethane (ug/L)	5 / 0.5			<0.18	<0.18	<0.18	<0.18	<0.18	<0.18	<0.12	<0.40	<0.40
Trichloroethene (ug/L)	5 / 0.5	ND		0.52	0.50	0.46	0.62	0.97	J ^(0.15)	J ^(0.75)	1.1	0.95
1,1-Dichloroethane (ug/L)	850 / 85	ND		<0.26	<0.26	<0.26	J ^(0.18)	<0.26	<0.26	<0.063	<0.50	<0.50
cis-1,2-Dichloroethene (ug/L)	70 / 7			<0.12	<0.12	<0.12	<0.12	<0.12	<0.12	<0.039	<0.25	<0.60
Trichlorofluoromethane (ug/L)	3490 / 698	ND	1.2	<0.51	<0.51	<0.51	<0.51	J ^(0.62)	<0.51	<0.11	<0.50	<0.50
Chloroethane (ug/L)	400 / 80			<0.24	<0.24	<0.24	<0.24	<0.24	<0.24	<0.11	<0.50	<0.70
Vinyl chloride (ug/L)	0.2 / 0.02			<0.11	<0.11	<0.11	<0.11	<0.11	<0.11	<0.13	<0.12	<0.12
Chloromethane (ug/L)	30 / 3			<0.090	<0.090	<0.090	<0.090	<0.090	<0.090	<0.15	J ^(0.55)	<0.24
Methylene chloride (ug/L)	5 / 0.5			<0.45	<0.45	<0.45	<0.45	<0.45	<0.45	<1.3	<0.50	<0.40
p/m Xylene (ug/L)	Total Xylenes			<0.31	<0.31	<0.31	<0.31	<0.31	<0.31	<0.12	<0.70	<1.0
o-Xylene (ug/L)	2000 / 400			<0.35	<0.35	<0.35	<0.35	<0.35	<0.35	<0.14	<0.30	<0.40
Toluene (ug/L)	800 / 160			<0.16	<0.16	<0.16	<0.16	<0.16	<0.16	<0.075	<0.40	<0.40

J- Result is less than the LOQ but greater than the LOD.

B- Parameter was detected in the method blank.

LOD- Limit of Detection

²- May be associated with chlorination of well.

LOQ-Limit of Quantification

^D-Quantification was performed on a dilution of the sample.

ug/L- Micrograms per Liter (parts per billion).

- Indicates Detection.

*- Inorganic water quality data available.

ND- No Detect.

P/NP- Present/Not Present

NA- Not Analyzed

- Analytical data obtained from the WDNR Special Well Construction Area Data Base, Town of Hudson, Wisconsin.

TABLE 1 (cont.)

		481 McCutcheon Rd. (cont.)						
ES / PAL		Aug-07	Mar-08	Jun-09	Jun-10	Mar-11	Nov-12	Jul-13
Dichlorodifluoromethane (ug/L)	1000 / 200	<0.40	<0.40	<1.0	<0.30	<0.29	<0.20	<0.40
Tetrachloroethene (ug/L)	5 / 0.5	<0.40	<0.40	<1.0	<0.15	<0.15	<0.13	<0.29
trans-1,2-Dichloroethene (ug/L)	100 / 20	<0.50	<0.50	<1.0	<0.11	<0.11	<0.15	<0.24
1,1,1-Trichloroethane (ug/L)	200 / 40	<0.60	<0.60	<1.0	<0.090	<0.090	<0.19	<0.50
1,1-Dichloroethene (ug/L)	7 / 0.7	<0.40	<0.40	<1.0	<0.20	<0.20	<0.19	<0.24
1,2-Dichloroethane (ug/L)	5 / 0.5	<0.30	<0.30	<1.0	<0.080	<0.080	<0.37	<0.22
1,1,2-Trichloroethane (ug/L)	5 / 0.5	<0.50	<0.50	<1.0	<0.11	<0.11	<0.15	<0.16
Trichloroethene (ug/L)	5 / 0.5	1.1	0.87	1.3	J ^(0.98)	J ^(0.95)	J ^(0.85)	0.79
1,1-Dichloroethane (ug/L)	850 / 85	<0.40	<0.40	<1.0	<0.080	<0.080	<0.11	<0.50
cis-1,2-Dichloroethene (ug/L)	70 / 7	<0.40	<0.40	<1.0	<0.23	<0.23	<0.085	<0.23
Trichlorofluoromethane (ug/L)	3490 / 698	J ^(0.42)	<0.40	<1.0	<0.14	J ^(0.16)	<0.13	J ^(0.18)
Chloroethane (ug/L)	400 / 80	<0.40	<0.40	<1.0	<0.32	<0.32	<0.22	<0.50
Vinyl chloride (ug/L)	0.2 / 0.02	<0.15	<0.15	<0.40	<0.11	<0.11	<0.16	<0.14
Chloromethane (ug/L)	30 / 3	<0.30	<0.30	<4.0	<0.36	<0.36	<0.41	<2.0
Methylene chloride (ug/L)	5 / 0.5	<0.50	<0.50	<4.0	<2.0	<2.0	<2.0	<2.0
p/m Xylene (ug/L)	Total Xylenes	<0.50	<0.50	<2.0	<0.15	<0.15	<0.22	<0.48
o-Xylene (ug/L)	2000 / 400	<0.50	<0.50	<1.0	<0.10	<0.10	<0.10	<0.24
Toluene (ug/L)	800 / 160	<0.20	<0.20	<1.0	<0.11	<0.11	<0.077	<0.23

		484 McCutcheon Rd.										
ES / PAL		Oct-89	May-92	Dec-95	Oct-97	Nov-98	Jan-00	Feb-01	Mar-02	Jan-03	Mar-04	Jan-05
Dichlorodifluoromethane (ug/L)	1000 / 200			J ^(1.2)	J ^(0.24)	<0.14	<0.14	<0.14	J ^(0.14)	<0.14	<0.93	<0.40
Tetrachloroethene (ug/L)	5 / 0.5	ND	ND	<0.050	<0.13	<0.13	<0.13	<0.13	<0.13	J ^(0.15)	<0.18	<0.40
trans-1,2-Dichloroethene (ug/L)	100 / 20			<0.040	<0.11	<0.11	<0.11	<0.11	<0.11	<0.11	<0.11	<0.50
1,1,1-Trichloroethane (ug/L)	200 / 40	ND	ND	<0.050	<0.19	<0.19	<0.19	<0.19	<0.19	<0.19	<0.086	<0.50
1,1-Dichloroethene (ug/L)	7 / 0.7	ND	ND	<0.050	<0.10	<0.10	<0.10	<0.10	<0.10	<0.10	<0.14	<0.30
1,2-Dichloroethane (ug/L)	5 / 0.5			<0.23	<0.27	<0.27	<0.27	<0.27	<0.27	<0.27	<0.053	<0.40
1,1,2-Trichloroethane (ug/L)	5 / 0.5			<0.030	<0.18	<0.18	<0.18	<0.18	<0.18	<0.18	<0.12	<0.40
Trichloroethene (ug/L)	5 / 0.5	ND	ND	0.98	0.35	<0.14	J ^(0.20)	0.41	0.60	0.47	J ^(0.35)	0.63
1,1-Dichloroethane (ug/L)	850 / 85	ND	ND	<0.10	<0.26	<0.26	<0.26	0.43	<0.26	<0.26	<0.063	<0.50
cis-1,2-Dichloroethene (ug/L)	70 / 7			<0.080	<0.12	<0.12	<0.12	<0.12	<0.12	<0.12	<0.039	<0.25
Trichlorofluoromethane (ug/L)	3490 / 698	ND	ND	J ^(0.82)	<0.51	<0.51	<0.51	<0.51	<0.51	<0.51	<0.11	<0.50
Chloroethane (ug/L)	400 / 80			<0.050	<0.24	<0.24	<0.24	<0.24	<0.24	<0.24	<0.11	<0.50
Vinyl chloride (ug/L)	0.2 / 0.02			<0.070	<0.11	<0.11	<0.11	<0.11	<0.11	<0.11	<0.13	<0.12
Chloromethane (ug/L)	30 / 3			B J ^(0.41)	<0.090	<0.090	<0.090	<0.090	<0.090	<0.090	<0.15	<0.30
Methylene chloride (ug/L)	5 / 0.5			<0.27	<0.45	<0.45	<0.45	<0.45	<0.45	<0.45	<1.3	<0.50
p/m Xylene (ug/L)	Total Xylenes			<0.30	<0.31	<0.31	<0.31	<0.31	<0.31	<0.31	<0.12	<0.70
o-Xylene (ug/L)	2000 / 400			<0.22	<0.35	<0.35	<0.35	<0.35	<0.35	<0.35	<0.14	<0.30
Toluene (ug/L)	800 / 160			<0.16	<0.16	<0.16	<0.16	<0.16	<0.16	<0.16	<0.075	<0.40

J- Result is less than the LOQ but greater than the LOD.

B- Parameter was detected in the method blank.

LOD- Limit of Detection

²- May be associated with chlorination of well.

LOQ-Limit of Quantification

⁰-Quantification was performed on a dilution of the sample.

ug/L- Micrograms per Liter (parts per billion).

- Indicates Detection.

*- Inorganic water quality data available.

ND- No Detect.

P/NP- Present/Not Present

NA- Not Analyzed

- Analytical data obtained from the WDNR Special Well Construction Area Data Base, Town of Hudson, Wisconsin.

TABLE 1 (cont.)

		484 McCutcheon Rd. (cont.)					
ES / PAL		Mar-06	Jun-07	May-08	Mar-11	Jun-13	Jul-14
Dichlorodifluoromethane (ug/L)	1000 / 200	<0.60	<0.40	<0.40	<0.29	<0.40	<0.50
Tetrachloroethene (ug/L)	5 / 0.5	<0.40	<0.40	<0.40	<0.15	<0.29	<0.16
trans-1,2-Dichloroethene (ug/L)	100 / 20	<0.60	<0.50	<0.50	<0.11	<0.24	<0.23
1,1,1-Trichloroethane (ug/L)	200 / 40	<0.60	<0.60	<0.60	<0.090	<0.50	<0.26
1,1-Dichloroethene (ug/L)	7 / 0.7	<0.50	<0.40	<0.40	<0.20	<0.24	<0.20
1,2-Dichloroethane (ug/L)	5 / 0.5	<0.50	<0.30	<0.30	<0.30	<0.22	<0.13
1,1,2-Trichloroethane (ug/L)	5 / 0.5	<0.40	<0.50	<0.50	<0.50	<0.16	<0.13
Trichloroethene (ug/L)	5 / 0.5	0.64	0.62	0.67	J ^(0.30)	J ^(0.30)	0.47
1,1-Dichloroethane (ug/L)	850 / 85	<0.50	<0.40	<0.40	<0.080	<0.50	<0.16
cis-1,2-Dichloroethene (ug/L)	70 / 7	<0.60	<0.40	<0.40	<0.23	<0.23	<0.13
Trichlorofluoromethane (ug/L)	3490 / 698	<0.50	<0.40	<0.40	<0.14	J ^(0.30)	<0.22
Chloroethane (ug/L)	400 / 80	<0.70	<0.40	<0.40	<0.32	<0.50	<0.24
Vinyl chloride (ug/L)	0.2 / 0.02	<0.12	<0.15	<0.15	<0.11	<0.14	<0.20
Chloromethane (ug/L)	30 / 3	<0.24	<0.30	<0.30	<0.36	<2.0	<0.34
Methylene chloride (ug/L)	5 / 0.5	<0.40	<0.50	<0.50	<2.0	<2.0	<2.0
p/m Xylene (ug/L)	Total Xylenes	<1.0	<0.50	<0.50	<0.15	<0.48	<0.31
o-Xylene (ug/L)	2000 / 400	<0.40	<0.50	<0.50	<0.10	<0.24	<0.094
Toluene (ug/L)	800 / 160	<0.40	<0.20	<0.20	<0.11	<0.23	<0.11

		491 McCutcheon Rd.										
ES / PAL		Dec-95	Aug-96	Oct-97	Feb-01	Apr-02	Jan-03	Feb-04	Apr-05	Jul-06	Aug-07	Mar-11
Dichlorodifluoromethane (ug/L)	1000 / 200	J ^(0.096)	<0.14	<0.14	J ^(0.69)	<0.14	<0.14	<0.14	<0.60	<0.29	<0.40	<0.25
Tetrachloroethene (ug/L)	5 / 0.5	<0.050	<0.13	<0.13	<0.13	<0.13	<0.13	<0.13	<0.40	<0.29	<0.40	<0.26
trans-1,2-Dichloroethene (ug/L)	100 / 20	<0.040	<0.11	<0.11	<0.11	<0.11	<0.11	<0.11	<0.60	<0.40	<0.50	<0.21
1,1,1-Trichloroethane (ug/L)	200 / 40	<0.050	<0.19	<0.19	<0.19	<0.19	<0.19	<0.19	<0.60	<0.50	<0.60	<0.26
1,1-Dichloroethene (ug/L)	7 / 0.7	<0.050	<0.10	<0.10	<0.10	<0.10	<0.10	<0.10	<0.50	<0.30	<0.40	<0.47
1,2-Dichloroethane (ug/L)	5 / 0.5	<0.23	<0.27	<0.27	<0.27	<0.27	<0.27	<0.27	<0.50	<0.50	<0.30	<0.23
1,1,2-Trichloroethane (ug/L)	5 / 0.5	<0.030	<0.18	<0.18	<0.18	<0.18	<0.18	<0.18	<0.40	<0.50	<0.50	<0.38
Trichloroethene (ug/L)	5 / 0.5	0.47	<0.14	0.33	0.68	J ^(0.22)	0.59	0.65	0.70	0.79	0.82	J ^(0.73)
1,1-Dichloroethane (ug/L)	850 / 85	<0.10	<0.26		0.58	<0.26	<0.26	<0.26	<0.50	<0.40	<0.40	<0.23
cis-1,2-Dichloroethene (ug/L)	70 / 7	<0.080	<0.12	<0.12	<0.12	<0.12	<0.12	<0.12	<0.60	<0.40	<0.40	<0.37
Trichlorofluoromethane (ug/L)	3490 / 698	J ^(0.40)	<0.51	<0.51	J ^(0.66)	<0.51	<0.51	<0.51	<0.50	<0.70	<0.40	<0.30
Chloroethane (ug/L)	400 / 80	J ^(0.17)	<0.24	<0.24	<0.24	<0.24	<0.24	<0.24	<0.70	<0.60	<0.40	<0.32
Vinyl chloride (ug/L)	0.2 / 0.02	<0.070	<0.11	<0.11	<0.11	<0.11	<0.11	<0.11	<0.12	<0.15	<0.15	<0.17
Chloromethane (ug/L)	30 / 3	<0.050	<0.090	<0.090	<0.090	<0.090	<0.090	<0.090	<0.24	J ^(0.55)	<0.30	J ^(0.50)
Methylene chloride (ug/L)	5 / 0.5	<0.27	<0.45	BJ ^(0.51)	<0.45	<0.45	<0.45	<0.45	2.6	<1.0	<0.50	<1.1
p/m Xylene (ug/L)	Total Xylenes	B J ^(0.56)	<0.31	<0.31	<0.31	<0.31	<0.31	<0.31	<1.0	<0.90	<0.50	<0.66
o-Xylene (ug/L)	2000 / 400	<0.22	<0.35	<0.35	<0.35	<0.35	<0.35	<0.35	<0.40	<0.60	<0.60	<0.46
Toluene (ug/L)	800 / 160	<0.16	<0.16	<0.16	<0.16	<0.16	<0.16	<0.16	<0.40	<0.40	<0.20	<0.39

J- Result is less than the LOQ but greater than the LOD.

B- Parameter was detected in the method blank.

LOD- Limit of Detection

²- May be associated with chlorination of well.

LOQ-Limit of Quantification

^D-Quantification was performed on a dilution of the sample.

ug/L- Micrograms per Liter (parts per billion).

- Indicates Detection.

*- Inorganic water quality data available.

ND- No Detect.

P/NP- Present/Not Present

NA- Not Analyzed

- Analytical data obtained from the WDNR Special Well Construction Area Data Base, Town of Hudson, Wisconsin.

TABLE 1 (cont.)

	ES / PAL	505 McCutcheon Rd.									
		Jan-03	Jul-03	Mar-04	Apr-05	Jun-07	May-08	Aug-09	Mar-11	Dec-16	Dec-17
Dichlorodifluoromethane (ug/L)	1000 / 200	<0.14	<0.14	<0.93	<0.60	<0.40	<0.40	<1.0	<0.30	<0.23	<0.31
Tetrachloroethene (ug/L)	5 / 0.5	<0.13	J ^(0.14)	<0.18	<0.40	<0.40	<0.40	<1.0	<0.15	<0.25	<0.16
trans-1,2-Dichloroethene (ug/L)	100 / 20	<0.11	<0.11	<0.11	<0.60	<0.50	<0.50	<1.0	<0.11	<0.16	<0.21
1,1,1-Trichloroethane (ug/L)	200 / 40	<0.19	<0.19	<0.086	<0.60	<0.60	<0.60	<1.0	<0.090	<0.17	<0.15
1,1-Dichloroethene (ug/L)	7 / 0.7	<0.10	<0.10	<0.14	<0.50	<0.40	<0.40	<1.0	<0.20	<0.28	<0.18
1,2-Dichloroethane (ug/L)	5 / 0.5	<0.27	<0.27	<0.053	<0.50	<0.30	<0.30	<1.0	<0.080	<0.17	<0.32
1,1,2-Trichloroethane (ug/L)	5 / 0.5	<0.18	<0.18	<0.12	<0.40	<0.50	<0.50	<1.0	<0.11	<0.15	<0.22
Trichloroethene (ug/L)	5 / 0.5	<0.14	0.79	J ^(0.70)	0.91	0.82	0.80	1.0	J ^(0.72)	<0.052	0.73
1,1-Dichloroethane (ug/L)	850 / 85	<0.26	<0.26	<0.063	<0.50	<0.40	<0.40	<1.0	<0.080	<0.17	<0.14
cis-1,2-Dichloroethene (ug/L)	70 / 7	<0.12	<0.12	<0.039	<0.60	<0.40	<0.40	<1.0	<0.23	<0.12	<0.20
Trichlorofluoromethane (ug/L)	3490 / 698	<0.51	<0.51	<0.11	<0.50	<0.40	<0.40	<1.0	J ^(0.15)	<0.33	J ^(0.16)
Chloroethane (ug/L)	400 / 80	<0.24	<0.24	<0.11	<0.70	<0.40	<0.40	<1.0	<0.32	<0.34	<0.44
Vinyl chloride (ug/L)	0.2 / 0.02	<0.11	<0.11	<0.13	<0.12	<0.15	<0.15	<0.40	<0.11	<0.069	<0.0096
Chloromethane (ug/L)	30 / 3	<0.090	<0.090	<0.15	<0.24	<0.30	<0.30	<4.0	<0.36	0.58	<1.1
Methylene chloride (ug/L)	5 / 0.5	<0.45	<0.45	<1.3	2.2	<0.50	<0.50	<4.0	<2.0	<0.29	<1.2
p/m Xylene (ug/L)	Total Xylenes	<0.31	<0.31	<0.12	<1.0	<0.50	<0.50	<2.0	<0.15	<0.11	<0.24
o-Xylene (ug/L)	2000 / 400	<0.35	<0.35	<0.14	<0.40	<0.50	<0.50	<1.0	<0.10	<0.20	<0.17
Toluene (ug/L)	800 / 160	0.79	<0.16	<0.075	<0.40	<0.20	<0.20	<1.0	<0.11	<0.14	<0.17

	ES / PAL	509 McCutcheon Rd.										
		Dec-01	Jan-03	Jul-03	Mar-04	Jul-06	Jun-07	Jun-09	Dec-09	Jun-12	Jun-13	Jun-14
Dichlorodifluoromethane (ug/L)	1000 / 200	<0.14	<0.14	<0.14	<0.93	<0.29	<0.40	<1.0	<1.0	<0.20	<0.40	<0.50
Tetrachloroethene (ug/L)	5 / 0.5	<0.13	<0.13	<0.13	<0.18	<0.29	<0.40	<1.0	<1.0	<0.13	<0.29	<0.16
trans-1,2-Dichloroethene (ug/L)	100 / 20	<0.11	<0.11	<0.11	<0.11	<0.40	<0.50	<1.0	<1.0	<0.14	<0.24	<0.23
1,1,1-Trichloroethane (ug/L)	200 / 40	<0.19	<0.19	<0.19	<0.086	<0.50	<0.60	<1.0	<1.0	<0.19	<0.50	<0.26
1,1-Dichloroethene (ug/L)	7 / 0.7	<0.10	<0.10	<0.10	<0.14	<0.30	<0.40	<1.0	<1.0	<0.19	<0.24	<0.20
1,2-Dichloroethane (ug/L)	5 / 0.5	<0.27	<0.27	<0.27	<0.053	<0.50	<0.30	<1.0	<1.0	<0.37	<0.22	<0.13
1,1,2-Trichloroethane (ug/L)	5 / 0.5	<0.18	<0.18	<0.18	<0.12	<0.50	<0.50	<1.0	<1.0	<0.015	<0.16	<0.13
Trichloroethene (ug/L)	5 / 0.5	0.32	<0.14	0.50	J ^(0.27)	0.61	0.57	J ^(0.55)	J ^(0.45)	J ^(0.41)	J ^(0.32)	0.42
1,1-Dichloroethane (ug/L)	850 / 85	<0.26	<0.26	<0.26	<0.063	<0.40	<0.40	<1.0	<1.0	<0.11	<0.50	<0.16
cis-1,2-Dichloroethene (ug/L)	70 / 7	<0.12	<0.12	<0.12	<0.039	<0.40	<0.40	<1.0	<1.0	<0.085	<0.23	<0.13
Trichlorofluoromethane (ug/L)	3490 / 698	<0.51	<0.51	<0.51	<0.11	<0.70	<0.40	<1.0	<1.0	<0.13	J ^(0.27)	J ^(0.56)
Chloroethane (ug/L)	400 / 80	<0.24	<0.24	<0.24	<0.11	<0.60	<0.40	<1.0	<1.0	<0.22	<0.50	<0.24
Vinyl chloride (ug/L)	0.2 / 0.02	<0.11	<0.11	<0.11	<0.13	<0.15	<0.15	<0.40	<0.40	<0.16	<0.14	<0.20
Chloromethane (ug/L)	30 / 3	<0.090	<0.090	<0.090	<0.15	J ^(0.49)	J ^(0.45)	<4.0	<4.0	<0.41	<2.0	<0.34
Methylene chloride (ug/L)	5 / 0.5	<0.45	<0.45	<0.45	<1.3	<1.0	<0.50	<4.0	<4.0	<2.0	<2.0	<2.0
p/m Xylene (ug/L)	Total Xylenes	<0.31	<0.31	<0.31	<0.12	<0.90	<0.50	<2.0	<2.0	<0.17	<0.48	<0.31
o-Xylene (ug/L)	2000 / 400	<0.35	<0.35	<0.35	<0.14	<0.60	<0.50	<1.0	<1.0	<0.077	<0.24	<0.094
Toluene (ug/L)	800 / 160	<0.16	<0.16	4.8	<0.075	<0.40	<0.20	<1.0	<1.0	<0.076	<0.23	<0.11

J- Result is less than the LOQ but greater than the LOD.

B- Parameter was detected in the method blank.

LOD- Limit of Detection

²- May be associated with chlorination of well.

LOQ-Limit of Quantification

^D-Quantification was performed on a dilution of the sample.

ug/L- Micrograms per Liter (parts per billion).

- Indicates Detection.

*- Inorganic water quality data available.

ND- No Detect.

P/NP- Present/Not Present

NA- Not Analyzed

- Analytical data obtained from the WDNR Special Well Construction Area Data Base, Town of Hudson, Wisconsin.

TABLE 1 (cont.)

	ES / PAL	509 McCutcheon Rd (cont.)	
		Dec-15	Nov-17
		Dichlorodifluoromethane (ug/L)	1000 / 200
Tetrachloroethene (ug/L)	5 / 0.5	<0.19	<0.50
trans-1,2-Dichloroethene (ug/L)	100 / 20	<0.21	<0.26
1,1,1-Trichloroethane (ug/L)	200 / 40	<0.20	<0.50
1,1-Dichloroethene (ug/L)	7 / 0.7	<0.22	<0.41
1,2-Dichloroethane (ug/L)	5 / 0.5	<0.17	<0.17
1,1,2-Trichloroethane (ug/L)	5 / 0.5	<0.24	<0.20
Trichloroethene (ug/L)	5 / 0.5	0.52	J ^(0.60)
1,1-Dichloroethane (ug/L)	850 / 85	<0.22	<0.24
cis-1,2-Dichloroethene (ug/L)	70 / 7	<0.25	<0.26
Trichlorofluoromethane (ug/L)	3490 / 698	<0.18	<0.18
Chloroethane (ug/L)	400 / 80	<0.34	<0.37
Vinyl chloride (ug/L)	0.2 / 0.02	<0.15	<0.18
Chloromethane (ug/L)	30 / 3	<0.64	J ^(0.68)
Methylene chloride (ug/L)	5 / 0.5	<0.56	<0.23
p/m Xylene (ug/L)	Total Xylenes	<0.41	<1.0
o-Xylene (ug/L)	2000 / 400	<0.19	<0.50
Toluene (ug/L)	800 / 160	<0.13	<0.50

	ES / PAL	513 McCutcheon Rd.									
		May-01	May-01	Jun-01	Jun-02	Jan-03	Jul-03	Feb-04	May-05	Jul-06	Jun-07
Dichlorodifluoromethane (ug/L)	1000 / 200	<0.14	<0.14	<0.14	<0.14	<0.14	<0.14	<0.14	<0.60	<0.29	<0.40
Tetrachloroethene (ug/L)	5 / 0.5	<0.13	<0.13	<0.13	<0.13	<0.13	<0.13	<0.13	<0.40	<0.29	<0.40
trans-1,2-Dichloroethene (ug/L)	100 / 20	<0.11	<0.11	<0.11	<0.11	<0.11	<0.11	<0.11	<0.60	<0.40	<0.50
1,1,1-Trichloroethane (ug/L)	200 / 40	<0.19	<0.19	<0.19	<0.19	<0.19	<0.19	<0.19	<0.60	<0.50	<0.60
1,1-Dichloroethene (ug/L)	7 / 0.7	<0.10	<0.10	<0.10	<0.10	<0.10	<0.10	<0.10	<0.50	<0.30	<0.40
1,2-Dichloroethane (ug/L)	5 / 0.5	<0.27	<0.27	<0.27	<0.27	<0.27	<0.27	<0.37	<0.50	<0.50	<0.30
1,1,2-Trichloroethane (ug/L)	5 / 0.5	<0.18	<0.18	<0.18	<0.18	<0.18	<0.18	<0.18	<0.40	<0.50	<0.50
Trichloroethene (ug/L)	5 / 0.5	0.42	0.42	0.35	<0.14	<0.14	0.39	J ^(0.27)	J ^(0.41)	0.54	0.51
1,1-Dichloroethane (ug/L)	850 / 85	<0.26	<0.26	<0.26	<0.26	<0.26	<0.26	<0.26	<0.50	<0.40	<0.40
cis-1,2-Dichloroethene (ug/L)	70 / 7	<0.12	<0.12	<0.12	<0.12	<0.12	<0.12	<0.12	<0.60	<0.40	<0.40
Trichlorofluoromethane (ug/L)	3490 / 698	<0.51	<0.51	<0.51	<0.51	<0.51	<0.51	<0.51	<0.50	<0.70	<0.40
Chloroethane (ug/L)	400 / 80	<0.24	<0.24	<0.24	J ^(0.37)	<0.24	<0.24	<0.24	<0.70	<0.60	<0.40
Vinyl chloride (ug/L)	0.2 / 0.02	<0.11	<0.11	<0.11	<0.11	<0.11	<0.11	<0.11	<0.12	<0.15	<0.15
Chloromethane (ug/L)	30 / 3	<0.090	<0.090	<0.090	<0.090	<0.090	<0.090	<0.090	<0.24	<0.30	<0.30
Methylene chloride (ug/L)	5 / 0.5	<0.45	<0.45	<0.45	<0.45	<0.45	<0.45	<0.45	<0.40	<1.0	<0.50
p/m Xylene (ug/L)	Total Xylenes	<0.31	<0.31	<0.31	<0.31	<0.31	<0.31	<0.31	<1.0	<0.90	<0.50
o-Xylene (ug/L)	2000 / 400	<0.35	<0.35	<0.35	<0.35	<0.35	<0.35	<0.35	<0.40	<0.60	<0.50
Toluene (ug/L)	800 / 160	11	11	0.90	<0.16	<0.16	<0.16	<0.16	<0.40	<0.40	<0.20

J- Result is less than the LOQ but greater than the LOD.

B- Parameter was detected in the method blank.

LOD- Limit of Detection

²- May be associated with chlorination of well.

LOQ-Limit of Quantification

^D-Quantification was performed on a dilution of the sample.

ug/L- Micrograms per Liter (parts per billion).

- Indicates Detection.

*- Inorganic water quality data available.

ND- No Detect.

P/NP- Present/Not Present

NA- Not Analyzed

- Analytical data obtained from the WDNR Special Well Construction Area Data Base, Town of Hudson, Wisconsin.

TABLE 1 (cont.)

ES / PAL	513 McCutcheon Rd (cont.)		
	Feb-08	Oct-09	
	Dichlorodifluoromethane (ug/L)	1000 / 200	<0.40
Tetrachloroethene (ug/L)	5 / 0.5	<0.40	<1.0
trans-1,2-Dichloroethene (ug/L)	100 / 20	<0.50	<1.0
1,1,1-Trichloroethane (ug/L)	200 / 40	<0.60	<1.0
1,1-Dichloroethene (ug/L)	7 / 0.7	<0.40	<1.0
1,2-Dichloroethane (ug/L)	5 / 0.5	<0.30	<1.0
1,1,2-Trichloroethane (ug/L)	5 / 0.5	<0.50	<1.0
Trichloroethene (ug/L)	5 / 0.5	J ^(0.42)	J ^(0.45)
1,1-Dichloroethane (ug/L)	850 / 85	<0.40	<1.0
cis-1,2-Dichloroethene (ug/L)	70 / 7	<0.40	<1.0
Trichlorofluoromethane (ug/L)	3490 / 698	<0.40	<1.0
Chloroethane (ug/L)	400 / 80	<0.40	<1.0
Vinyl chloride (ug/L)	0.2 / 0.02	<0.15	<0.40
Chloromethane (ug/L)	30 / 3	<0.30	<4.0
Methylene chloride (ug/L)	5 / 0.5	<0.50	<4.0
p/m Xylene (ug/L)	Total Xylenes	<0.50	<2.0
o-Xylene (ug/L)	2000 / 400	<0.50	<1.0
Toluene (ug/L)	800 / 160	<0.20	<1.0

ES / PAL	517 McCutcheon Rd.									
	Jan-00	Jun-01	Jun-02	Jun-03	Jul-04	May-05	Jul-06	Aug-07	Jul-08	
Dichlorodifluoromethane (ug/L)	1000 / 200	<0.14	<0.14	<0.14	<0.14	<0.063	<0.60	<0.29	<0.40	<0.40
Tetrachloroethene (ug/L)	5 / 0.5	<0.13	<0.13	<0.13	<0.13	<0.075	<0.40	<0.29	<0.40	<0.40
trans-1,2-Dichloroethene (ug/L)	100 / 20	<0.11	<0.11	<0.11	<0.11	<0.059	<0.60	<0.40	<0.50	<0.50
1,1,1-Trichloroethane (ug/L)	200 / 40	<0.19	<0.19	<0.19	<0.19	<0.065	<0.60	<0.50	<0.60	<0.60
1,1-Dichloroethene (ug/L)	7 / 0.7	<0.10	<0.10	<0.10	<0.10	<0.061	<0.50	<0.30	<0.40	<0.40
1,2-Dichloroethane (ug/L)	5 / 0.5	<0.27	<0.27	<0.27	<0.27	<0.054	<0.50	<0.50	<0.30	<0.30
1,1,2-Trichloroethane (ug/L)	5 / 0.5	<0.18	<0.18	<0.18	<0.18	<0.052	<0.40	<0.50	<0.50	<0.50
Trichloroethene (ug/L)	5 / 0.5	<0.14	J ^(0.22)	<0.14	0.38	J ^(0.38)	J ^(0.43)	J ^(0.41)	J ^(0.41)	J ^(0.38)
1,1-Dichloroethane (ug/L)	850 / 85	<0.26	<0.26	<0.26	<0.26	<0.057	<0.50	<0.40	<0.40	<0.40
cis-1,2-Dichloroethene (ug/L)	70 / 7	<0.12	<0.12	<0.12	<0.12	<0.055	<0.60	<0.40	<0.40	<0.40
Trichlorofluoromethane (ug/L)	3490 / 698	<0.51	<0.51	<0.51	<0.51	<0.060	<0.50	<0.70	<0.40	<0.40
Chloroethane (ug/L)	400 / 80	<0.24	<0.24	<0.24	<0.24	<0.074	<0.70	<0.60	<0.40	<0.40
Vinyl chloride (ug/L)	0.2 / 0.02	<0.11	<0.11	<0.11	<0.11	<0.065	<0.12	<0.15	<0.15	<0.15
Chloromethane (ug/L)	30 / 3	<0.090	<0.090	<0.090	<0.090	<0.074	<0.24	<0.30	<0.30	<0.30
Methylene chloride (ug/L)	5 / 0.5	<0.45	<0.45	<0.45	<0.45	<0.44	<0.40	<1.0	<0.50	<0.50
p/m Xylene (ug/L)	Total Xylenes	<0.31	<0.31	<0.31	<0.31	<0.13	<1.0	<0.90	<0.50	<0.50
o-Xylene (ug/L)	2000 / 400	<0.35	<0.35	<0.35	<0.35	<0.062	<0.40	<0.60	<0.50	<0.50
Toluene (ug/L)	800 / 160	0.80	<0.16	<0.16	<0.16	<0.069	<0.40	<0.40	<0.20	<0.20

J- Result is less than the LOQ but greater than the LOD.

B- Parameter was detected in the method blank.

LOD- Limit of Detection

²- May be associated with chlorination of well.

LOQ-Limit of Quantification

[□]-Quantification was performed on a dilution of the sample.

ug/L- Micrograms per Liter (parts per billion).

- Indicates Detection.

*- Inorganic water quality data available.

ND- No Detect.

P/NP- Present/Not Present

NA- Not Analyzed

- Analytical data obtained from the WDNR Special Well Construction Area Data Base, Town of Hudson, Wisconsin.

TABLE 1 (cont.)

	ES / PAL	521 McCutcheon Rd.										
		Jul-99	Mar-00	Jun-01	Jun-02	Jun-03	Jul-04	May-05	Jul-06	Jul-08	Aug-09	Dec-09
Dichlorodifluoromethane (ug/L)	1000 / 200	J ^(0.16)	<0.14	<0.14	<0.14	<0.14	<0.063	<0.60	<0.29	<0.40	<1.0	<1.0
Tetrachloroethene (ug/L)	5 / 0.5	<0.13	<0.13	<0.13	<0.13	<0.13	<0.075	<0.40	<0.29	<0.40	<1.0	<1.0
trans-1,2-Dichloroethene (ug/L)	100 / 20	<0.11	<0.11	<0.11	<0.11	<0.11	<0.059	<0.60	<0.40	<0.50	<1.0	<1.0
1,1,1-Trichloroethane (ug/L)	200 / 40	<0.19	<0.19	<0.19	<0.19	<0.19	<0.065	<0.60	<0.50	<0.60	<1.0	<1.0
1,1-Dichloroethene (ug/L)	7 / 0.7	<0.10	<0.10	<0.10	<0.10	<0.10	<0.061	<0.50	<0.30	<0.40	<1.0	<1.0
1,2-Dichloroethane (ug/L)	5 / 0.5	<0.27	<0.27	<0.27	<0.27	<0.27	<0.054	<0.50	<0.50	<0.30	<1.0	<1.0
1,1,2-Trichloroethane (ug/L)	5 / 0.5	<0.18	<0.18	<0.18	<0.18	<0.18	<0.052	<0.40	<0.50	<0.50	<1.0	<1.0
Trichloroethene (ug/L)	5 / 0.5	<0.14	<0.14	<0.14	<0.14	J ^(0.24)	J ^(0.25)	<0.15	J ^(0.32)	J ^(0.44)	<0.25	<0.25
1,1-Dichloroethane (ug/L)	850 / 85	<0.26	<0.26	<0.26	<0.26	<0.26	<0.057	<0.50	<0.40	<0.40	<1.0	<1.0
cis-1,2-Dichloroethene (ug/L)	70 / 7	<0.12	<0.12	<0.12	<0.12	<0.12	<0.055	<0.60	<0.40	<0.40	<1.0	<1.0
Trichlorofluoromethane (ug/L)	3490 / 698	<0.51	<0.51	<0.51	<0.51	<0.51	<0.060	<0.50	<0.70	<0.40	<1.0	<1.0
Chloroethane (ug/L)	400 / 80	<0.24	<0.24	<0.24	<0.24	<0.24	<0.074	<0.70	<0.60	<0.40	<1.0	<1.0
Vinyl chloride (ug/L)	0.2 / 0.02	<0.11	<0.11	<0.11	<0.11	<0.11	<0.065	<0.12	<0.15	<0.15	<0.40	<0.40
Chloromethane (ug/L)	30 / 3	<0.090	<0.090	<0.090	<0.090	<0.090	<0.074	<0.24	<0.30	<0.30	<4.0	<4.0
Methylene chloride (ug/L)	5 / 0.5	<0.45	<0.45	<0.45	<0.45	<0.45	<0.44	<0.40	<1.0	<0.50	<4.0	<4.0
p/m Xylene (ug/L)	Total Xylenes	<0.31	<0.31	<0.31	<0.31	<0.31	<0.13	<1.0	<0.90	<0.50	<2.0	<2.0
o-Xylene (ug/L)	2000 / 400	<0.35	<0.35	<0.35	<0.35	<0.35	<0.062	<0.40	<0.60	<0.50	<1.0	<1.0
Toluene (ug/L)	800 / 160	<0.16	<0.16	<0.16	<0.16	<0.16	<0.069	<0.40	<0.40	<0.20	<1.0	<1.0

	ES / PAL	521 McCutcheon Rd. (cont.)		
		Jul-10	Mar-11	Jun-11
Dichlorodifluoromethane (ug/L)	1000 / 200	<0.30	<0.30	<0.23
Tetrachloroethene (ug/L)	5 / 0.5	<0.15	<0.15	<0.26
trans-1,2-Dichloroethene (ug/L)	100 / 20	<0.11	<0.11	<0.21
1,1,1-Trichloroethane (ug/L)	200 / 40	<0.090	<0.090	<0.26
1,1-Dichloroethene (ug/L)	7 / 0.7	<0.20	<0.20	<0.47
1,2-Dichloroethane (ug/L)	5 / 0.5	<0.080	<0.080	<0.23
1,1,2-Trichloroethane (ug/L)	5 / 0.5	<0.11	<0.11	<0.38
Trichloroethene (ug/L)	5 / 0.5	<0.14	<0.14	J ^(0.36)
1,1-Dichloroethane (ug/L)	850 / 85	<0.080	<0.080	<0.23
cis-1,2-Dichloroethene (ug/L)	70 / 7	<0.23	<0.23	<0.37
Trichlorofluoromethane (ug/L)	3490 / 698	<0.14	<0.14	<0.30
Chloroethane (ug/L)	400 / 80	<0.32	<0.32	<0.32
Vinyl chloride (ug/L)	0.2 / 0.02	<0.11	<0.11	<0.17
Chloromethane (ug/L)	30 / 3	<0.36	<0.36	<0.36
Methylene chloride (ug/L)	5 / 0.5	<2.0	<2.0	<2.0
p/m Xylene (ug/L)	Total Xylenes	<0.15	<0.15	<0.66
o-Xylene (ug/L)	2000 / 400	<0.10	<0.10	<0.46
Toluene (ug/L)	800 / 160	<0.11	<0.11	<0.39

J- Result is less than the LOQ but greater than the LOD.

B- Parameter was detected in the method blank.

LOD- Limit of Detection

²- May be associated with chlorination of well.

LOQ-Limit of Quantification

ᵀ-Quantification was performed on a dilution of the sample.

ug/L- Micrograms per Liter (parts per billion).

- Indicates Detection.

*- Inorganic water quality data available.

ND- No Detect.

P/NP- Present/Not Present

NA- Not Analyzed

- Analytical data obtained from the WDNR Special Well Construction Area Data Base, Town of Hudson, Wisconsin.

TABLE 1 (cont.)

		921 A Meadowood Ln.								
ES / PAL		Feb-03	Jun-04	Jan-05	Jun-05	Jul-06	Dec-06	Dec-07	Jul-08	Nov-08
Dichlorodifluoromethane (ug/L)	1000 / 200	<0.14	<0.063	<0.40	<0.60	<0.29	<0.29	<0.40	<0.40	<0.40
Tetrachloroethene (ug/L)	5 / 0.5	<0.13	<0.075	<0.40	<0.40	<0.29	<0.29	<0.40	<0.40	<0.40
trans-1,2-Dichloroethene (ug/L)	100 / 20	<0.11	<0.059	<0.50	<0.60	<0.40	<0.40	<0.50	<0.50	<0.50
1,1,1-Trichloroethane (ug/L)	200 / 40	<0.19	<0.065	<0.50	<0.60	<0.50	<0.50	<0.60	<0.60	<0.60
1,1-Dichloroethene (ug/L)	7 / 0.7	<0.10	<0.061	<0.30	<0.50	<0.30	<0.30	<0.40	<0.40	<0.40
1,2-Dichloroethane (ug/L)	5 / 0.5	<0.27	<0.054	<0.40	<0.50	<0.50	<0.50	<0.30	<0.30	<0.30
1,1,2-Trichloroethane (ug/L)	5 / 0.5	<0.18	<0.052	<0.40	<0.40	<0.50	<0.50	<0.50	<0.50	<0.50
Trichloroethene (ug/L)	5 / 0.5	J ^(0.29)	J ^(0.21)	0.47	J ^(0.47)	J ^(0.36)	J ^(0.40)	J ^(0.35)	J ^(0.35)	J ^(0.30)
1,1-Dichloroethane (ug/L)	850 / 85	<0.26	<0.057	<0.50	<0.50	<0.40	<0.40	<0.40	<0.40	<0.40
cis-1,2-Dichloroethene (ug/L)	70 / 7	<0.12	<0.055	<0.25	<0.60	<0.40	<0.40	<0.40	<0.40	<0.40
Trichlorofluoromethane (ug/L)	3490 / 698	<0.51	<0.060	<0.50	<0.50	<0.70	<0.70	<0.40	<0.40	<0.40
Chloroethane (ug/L)	400 / 80	<0.24	<0.074	<0.50	<0.70	<0.60	<0.60	<0.40	<0.40	<0.40
Vinyl chloride (ug/L)	0.2 / 0.02	<0.11	<0.065	<0.12	<0.12	<0.15	<0.15	<0.15	<0.15	<0.15
Chloromethane (ug/L)	30 / 3	<0.090	<0.074	<0.30	<0.24	<0.30	<0.30	<0.30	<0.30	J ^(0.85)
Methylene chloride (ug/L)	5 / 0.5	<0.45	<0.44	<0.50	<0.40	<1.0	<1.0	<0.50	<0.50	<0.50
p/m Xylene (ug/L)	Total Xylenes	<0.31	<0.13	<0.70	<1.0	<0.90	<0.90	<0.50	<0.50	<0.50
o-Xylene (ug/L)	2000 / 400	<0.35	<0.062	<0.30	<0.40	<0.60	<0.60	<0.50	<0.50	<0.50
Toluene (ug/L)	800 / 160	<0.16	<0.069	<0.40	<0.40	<0.40	<0.40	<0.20	<0.20	<0.20

		921 B Meadowood Ln.							
ES / PAL		Feb-03	Jul-04	Feb-05	Jul-06	Sep-07	May-08	Dec-14	Dec-15
Dichlorodifluoromethane (ug/L)	1000 / 200	<0.14	<0.063	<0.40	<0.29	<0.40	<0.40	<0.50	<0.49
Tetrachloroethene (ug/L)	5 / 0.5	<0.13	<0.075	<0.40	<0.29	<0.40	<0.40	<0.16	<0.19
trans-1,2-Dichloroethene (ug/L)	100 / 20	<0.11	<0.059	<0.50	<0.40	<0.50	<0.50	<0.23	<0.21
1,1,1-Trichloroethane (ug/L)	200 / 40	<0.19	<0.065	<0.50	<0.50	<0.60	<0.60	<0.26	<0.20
1,1-Dichloroethene (ug/L)	7 / 0.7	<0.10	<0.061	<0.30	<0.30	<0.40	<0.40	<0.20	<0.22
1,2-Dichloroethane (ug/L)	5 / 0.5	<0.27	<0.054	<0.40	<0.50	<0.30	<0.30	<0.13	<0.17
1,1,2-Trichloroethane (ug/L)	5 / 0.5	<0.18	<0.052	<0.40	<0.50	<0.50	<0.50	<0.13	<0.24
Trichloroethene (ug/L)	5 / 0.5	<0.14	J ^(0.38)	0.50	J ^(0.43)	J ^(0.34)	J ^(0.34)	J ^(0.20)	<0.14
1,1-Dichloroethane (ug/L)	850 / 85	<0.26	<0.057	<0.50	<0.40	<0.40	<0.40	<0.16	<0.22
cis-1,2-Dichloroethene (ug/L)	70 / 7	<0.12	<0.055	<0.25	<0.40	<0.40	<0.40	<0.13	<0.25
Trichlorofluoromethane (ug/L)	3490 / 698	<0.51	<0.060	<0.50	<0.70	<0.40	<0.40	<0.22	<0.18
Chloroethane (ug/L)	400 / 80	<0.24	<0.074	<0.50	<0.60	<0.40	<0.40	<0.24	<0.34
Vinyl chloride (ug/L)	0.2 / 0.02	<0.11	<0.065	<0.12	<0.15	<0.15	<0.15	<0.20	<0.15
Chloromethane (ug/L)	30 / 3	<0.090	<0.074	<0.30	<0.30	J ^(0.53)	<0.30	<0.34	<0.64
Methylene chloride (ug/L)	5 / 0.5	<0.45	<0.44	<0.50	<1.0	<0.50	<0.50	<2.0	<0.56
p/m Xylene (ug/L)	Total Xylenes	<0.31	<0.13	<0.70	<0.90	<0.50	<0.50	<0.31	<0.41
o-Xylene (ug/L)	2000 / 400	<0.35	<0.062	<0.30	<0.60	<0.50	<0.50	<0.094	<0.19
Toluene (ug/L)	800 / 160	<0.16	<0.069	<0.40	<0.40	<0.20	<0.20	<0.11	<0.13

J- Result is less than the LOQ but greater than the LOD.

B- Parameter was detected in the method blank.

LOD- Limit of Detection

²- May be associated with chlorination of well.

LOQ-Limit of Quantification

^D-Quantification was performed on a dilution of the sample.

ug/L- Micrograms per Liter (parts per billion).

- Indicates Detection.

*- Inorganic water quality data available.

ND- No Detect.

P/NP- Present/Not Present

NA- Not Analyzed

- Analytical data obtained from the WDNR Special Well Construction Area Data Base, Town of Hudson, Wisconsin.

TABLE 1 (cont.)

		922 Meadowood Ln.									
ES / PAL		Jun-02	Feb-03	Jul-03	Dec-03	Jun-04	Jan-05	Dec-05	Sep-07	Apr-09	Jul-14
Dichlorodifluoromethane (ug/L)	1000 / 200	<0.14	<0.14	<0.14	<0.14	<0.063	<0.40	<0.60	<0.40	<1.0	<0.50
Tetrachloroethene (ug/L)	5 / 0.5	<0.13	<0.13	<0.13	<0.13	<0.075	<0.40	<0.40	<0.40	<1.0	<0.16
trans-1,2-Dichloroethene (ug/L)	100 / 20	<0.11	<0.11	<0.11	<0.11	<0.059	<0.50	<0.60	<0.50	<1.0	<0.23
1,1,1-Trichloroethane (ug/L)	200 / 40	<0.19	<0.19	<0.19	<0.19	<0.065	<0.50	<0.60	<0.60	<1.0	<0.26
1,1-Dichloroethene (ug/L)	7 / 0.7	<0.10	<0.10	<0.10	<0.10	<0.061	<0.30	<0.50	<0.40	<1.0	<0.20
1,2-Dichloroethane (ug/L)	5 / 0.5	<0.27	<0.27	<0.27	<0.27	<0.054	<0.40	<0.50	<0.30	<1.0	<0.13
1,1,2-Trichloroethane (ug/L)	5 / 0.5	<0.18	<0.18	<0.18	<0.18	<0.052	<0.40	<0.40	<0.50	<1.0	<0.13
Trichloroethene (ug/L)	5 / 0.5	J ^(0.20)	<0.14	0.38	0.33	J ^(0.33)	0.53	J ^(0.42)	J ^(0.33)	J ^(0.33)	J ^(0.30)
1,1-Dichloroethane (ug/L)	850 / 85	<0.26	<0.26	<0.26	<0.26	<0.057	<0.50	<0.50	<0.40	<1.0	<0.13
cis-1,2-Dichloroethene (ug/L)	70 / 7	<0.12	<0.12	<0.12	<0.12	<0.055	<0.25	<0.60	<0.40	<1.0	<0.13
Trichlorofluoromethane (ug/L)	3490 / 698	<0.51	<0.51	<0.51	<0.51	<0.060	<0.50	<0.50	<0.40	<1.0	<0.22
Chloroethane (ug/L)	400 / 80	<0.24	<0.24	<0.24	<0.24	<0.074	<0.50	<0.70	<0.40	<1.0	<0.24
Vinyl chloride (ug/L)	0.2 / 0.02	<0.11	<0.11	<0.11	<0.11	<0.065	<0.12	<0.12	<0.15	<0.40	<0.20
Chloromethane (ug/L)	30 / 3	<0.090	<0.090	<0.090	<0.090	<0.074	<0.30	<0.24	J ^(0.55)	<4.0	<0.34
Methylene chloride (ug/L)	5 / 0.5	<0.45	<0.45	<0.45	<0.45	<0.44	<0.50	<0.40	<0.50	<4.0	<2.0
p/m Xylene (ug/L)	Total Xylenes	<0.31	<0.31	<0.31	<0.31	<0.13	<0.70	<1.0	<0.50	<2.0	<0.31
o-Xylene (ug/L)	2000 / 400	<0.35	<0.35	<0.35	<0.35	<0.062	<0.30	<0.40	<0.50	<1.0	<0.094
Toluene (ug/L)	800 / 160	<0.16	<0.16	<0.16	<0.16	<0.069	<0.40	<0.40	<0.20	<1.0	<0.11
Bromodichloromethane ² (ug/L)	0.6 / 0.06	<0.070	<0.070	<0.070	<0.070	<0.061	<0.13	<0.13	<0.19	<1.0	<0.20
Chloroform ² , (ug/L)	6 / 0.6	<0.18	<0.18	<0.18	<0.18	<0.061	<0.25	<0.50	<0.22	<1.0	<0.16
Isopropyl benzene (ug/L)	No Standard	<0.22	<0.22	<0.22	<0.22	<0.064	<0.40	<0.40	<0.20	<1.0	<0.50

		925 Meadowood Ln.										
ES / PAL		Dec-00	Jun-01	Jun-02	Jan-03	Jul-03	Sep-04	Apr-05	Feb-06	Jul-07	Jun-08	Dec-09
Dichlorodifluoromethane (ug/L)	1000 / 200	<0.14	<0.14	<0.14	<0.14	<0.14	<0.14	<0.60	<0.60	<0.40	<0.40	<1.0
Tetrachloroethene (ug/L)	5 / 0.5	<0.13	<0.13	<0.13	J ^(0.13)	<0.13	<0.13	<0.40	<0.40	<0.40	<0.40	<1.0
trans-1,2-Dichloroethene (ug/L)	100 / 20	<0.11	<0.11	<0.11	<0.11	<0.11	<0.11	<0.60	<0.60	<0.50	<0.50	<1.0
1,1,1-Trichloroethane (ug/L)	200 / 40	<0.19	<0.19	<0.19	<0.19	<0.19	<0.19	<0.60	<0.60	<0.60	<0.60	<1.0
1,1-Dichloroethene (ug/L)	7 / 0.7	<0.10	<0.10	<0.10	<0.10	<0.10	<0.10	<0.50	<0.50	<0.40	<0.40	<1.0
1,2-Dichloroethane (ug/L)	5 / 0.5	<0.27	<0.27	<0.27	<0.27	<0.27	<0.27	<0.50	<0.50	<0.30	<0.30	<1.0
1,1,2-Trichloroethane (ug/L)	5 / 0.5	<0.18	<0.18	<0.18	<0.18	<0.18	<0.18	<0.40	<0.40	<0.50	<0.50	<1.0
Trichloroethene (ug/L)	5 / 0.5	<0.14	J ^(0.28)	<0.14	0.35	0.38	0.44	<0.15	J ^(0.41)	J ^(0.34)	J ^(0.47)	J ^(0.35)
1,1-Dichloroethane (ug/L)	850 / 85	<0.26	<0.26	<0.26	<0.26	<0.26	<0.26	<0.50	<0.50	<0.40	<0.40	<1.0
cis-1,2-Dichloroethene (ug/L)	70 / 7	<0.12	<0.12	<0.12	<0.12	<0.12	<0.12	<0.60	<0.60	<0.40	<0.40	<1.0
Trichlorofluoromethane (ug/L)	3490 / 698	<0.51	<0.51	<0.51	<0.51	<0.51	<0.51	<0.50	<0.50	<0.40	<0.40	<1.0
Chloroethane (ug/L)	400 / 80	<0.24	<0.24	<0.24	<0.24	<0.24	<0.24	<0.70	<0.70	<0.40	<0.40	<1.0
Vinyl chloride (ug/L)	0.2 / 0.02	<0.11	<0.11	<0.11	<0.11	<0.11	<0.11	<0.12	<0.12	<0.15	<0.15	<0.40
Chloromethane (ug/L)	30 / 3	<0.090	<0.090	<0.090	<0.090	<0.090	J ^(0.19)	<0.24	<0.24	<0.30	<0.30	<4.0
Methylene chloride (ug/L)	5 / 0.5	<0.45	<0.45	<0.45	<0.45	<0.45	<0.45	<0.40	<0.40	<0.50	<0.50	<1.0
p/m Xylene (ug/L)	Total Xylenes	<0.31	<0.31	<0.31	<0.31	<0.31	<0.31	<1.0	<1.0	<0.50	<0.50	<2.0
o-Xylene (ug/L)	2000 / 400	<0.35	<0.35	<0.35	<0.35	<0.35	<0.35	<0.40	<0.40	<0.50	<0.50	<1.0
Toluene (ug/L)	800 / 160	J ^(0.28)	<0.16	<0.16	<0.16	<0.16	<0.16	<0.40	<0.40	<0.20	<0.20	<1.0
Bromodichloromethane ² (ug/L)	0.6 / 0.06	<0.070	<0.070	<0.070	<0.070	<0.070	<0.070	<0.13	<0.13	<0.19	<0.19	<1.0
Chloroform ² , (ug/L)	6 / 0.6	<0.18	<0.18	<0.18	<0.18	<0.18	<0.18	<0.50	<0.50	<0.22	<0.22	<1.0
Isopropyl benzene (ug/L)	No Standard	<0.22	<0.22	<0.22	<0.22	<0.22	<0.22	<0.40	<0.40	<0.20	<0.20	<1.0

J- Result is less than the LOQ but greater than the LOD.

B- Parameter was detected in the method blank.

LOD- Limit of Detection

²- May be associated with chlorination of well.

LOQ-Limit of Quantification

[□]-Quantification was performed on a dilution of the sample.

ug/L- Micrograms per Liter (parts per billion).

J - Indicates Detection.

*- Inorganic water quality data available.

ND- No Detect.

P/NP- Present/Not Present

NA- Not Analyzed

- Analytical data obtained from the WDNR Special Well Construction Area Data Base, Town of Hudson, Wisconsin.

TABLE 1 (cont.)

	ES / PAL	925 Meadowood Lane (cont.)		
		Jul-10	Mar-11	Jun-11
		Dichlorodifluoromethane (ug/L)	1000 / 200	<0.30
Tetrachloroethene (ug/L)	5 / 0.5	<0.15	<0.26	<0.26
trans-1,2-Dichloroethene (ug/L)	100 / 20	<0.11	<0.21	<0.21
1,1,1-Trichloroethane (ug/L)	200 / 40	<0.090	<0.26	<0.26
1,1-Dichloroethene (ug/L)	7 / 0.7	<0.20	<0.47	<0.47
1,2-Dichloroethane (ug/L)	5 / 0.5	<0.080	<0.23	<0.23
1,1,2-Trichloroethane (ug/L)	5 / 0.5	<0.11	<0.38	<0.38
Trichloroethene (ug/L)	5 / 0.5	<0.14	J ^(0.25)	J ^(0.26)
1,1-Dichloroethane (ug/L)	850 / 85	<0.080	<0.23	<0.23
cis-1,2-Dichloroethene (ug/L)	70 / 7	<0.23	<0.37	<0.37
Trichlorofluoromethane (ug/L)	3490 / 698	<0.14	<0.30	<0.30
Chloroethane (ug/L)	400 / 80	<0.32	<0.32	<0.32
Vinyl chloride (ug/L)	0.2 / 0.02	<0.11	<0.17	<0.17
Chloromethane (ug/L)	30 / 3	<0.36	J ^(0.48)	<0.36
Methylene chloride (ug/L)	5 / 0.5	<2.0	<1.1	<2.0
p/m Xylene (ug/L)	Total Xylenes	<0.15	<0.66	<0.66
o-Xylene (ug/L)	2000 / 400	<0.10	<0.46	<0.46
Toluene (ug/L)	800 / 160	<0.11	<0.39	<0.39
Bromodichloromethane ² (ug/L)	0.6 / 0.06	<0.15	<0.23	<0.23
Chloroform ² , (ug/L)	6 / 0.6	<0.090	<0.34	<0.34
Isopropyl benzene (ug/L)	No Standard	<0.10	<0.36	<0.36

	ES / PAL	928 Meadowood Ln.										
		Jun-00	Jun-00	Feb-01	Mar-02	Jan-03	Feb-04	Feb-05	Mar-06	Apr-07	May-08	Oct-09
		Dichlorodifluoromethane (ug/L)	1000 / 200	<0.14	<0.14	<0.14	<0.14	<0.14	<0.14	<0.40	<0.60	<0.29
Tetrachloroethene (ug/L)	5 / 0.5	<0.13	0.43	<0.13	<0.13	<0.13	<0.13	<0.40	<0.40	<0.29	<0.40	<1.0
trans-1,2-Dichloroethene (ug/L)	100 / 20	<0.11	<0.11	<0.11	<0.11	<0.11	<0.11	<0.50	<0.60	<0.40	<0.50	<1.0
1,1,1-Trichloroethane (ug/L)	200 / 40	<0.19	<0.19	<0.19	<0.19	<0.19	<0.19	<0.50	<0.60	<0.50	<0.60	<1.0
1,1-Dichloroethene (ug/L)	7 / 0.7	<0.10	<0.10	<0.10	<0.10	<0.10	<0.10	<0.30	<0.50	<0.30	<0.40	<1.0
1,2-Dichloroethane (ug/L)	5 / 0.5	<0.27	<0.27	<0.27	<0.27	<0.27	<0.27	<0.40	<0.50	<0.50	<0.30	<1.0
1,1,2-Trichloroethane (ug/L)	5 / 0.5	<0.18	<0.18	<0.18	<0.18	<0.18	<0.18	<0.40	<0.40	<0.50	<0.50	<1.0
Trichloroethene (ug/L)	5 / 0.5	0.40	J ^(0.21)	0.62	0.32	<0.14	<0.14	0.62	0.53	J ^(0.37)	J ^(0.44)	J ^(0.46)
1,1-Dichloroethane (ug/L)	850 / 85	<0.26	<0.26	<0.26	<0.26	<0.26	<0.26	<0.50	<0.50	<0.40	<0.40	<1.0
cis-1,2-Dichloroethene (ug/L)	70 / 7	<0.12	<0.12	<0.12	<0.12	<0.12	<0.12	<0.25	<0.60	<0.40	<0.40	<1.0
Trichlorofluoromethane (ug/L)	3490 / 698	<0.51	<0.51	<0.51	<0.51	<0.51	<0.51	<0.50	<0.50	<0.70	<0.40	<1.0
Chloroethane (ug/L)	400 / 80	<0.24	<0.24	<0.24	<0.24	<0.24	<0.24	<0.50	<0.70	<0.60	<0.40	<1.0
Vinyl chloride (ug/L)	0.2 / 0.02	<0.11	<0.11	<0.11	<0.11	<0.11	<0.11	<0.12	<0.12	<0.15	<0.15	<0.40
Chloromethane (ug/L)	30 / 3	<0.090	<0.090	<0.090	<0.090	<0.090	<0.090	<0.30	<0.24	<0.30	<0.30	<4.0
Methylene chloride (ug/L)	5 / 0.5	<0.45	<0.45	<0.45	<0.45	<0.45	<0.45	<0.50	<0.40	<1.0	<0.50	<4.0
p/m Xylene (ug/L)	Total Xylenes	<0.31	<0.31	<0.31	<0.31	<0.31	<0.31	<0.70	<1.0	<0.90	<0.50	<2.0
o-Xylene (ug/L)	2000 / 400	<0.35	<0.35	<0.35	<0.35	<0.35	<0.35	<0.30	<0.40	<0.60	<0.50	<1.0
Toluene (ug/L)	800 / 160	3.5	<0.16	<0.16	<0.16	<0.16	<0.16	<0.40	<0.40	<0.40	<0.20	<1.0
Bromodichloromethane ² (ug/L)	0.6 / 0.06	<0.070	J ^(0.25)	<0.070	<0.070	<0.070	<0.070	<0.13	<0.13	<0.15	<0.19	<1.0
Chloroform ² , (ug/L)	6 / 0.6	<0.18	0.32	<0.18	<0.18	<0.18	<0.18	<0.25	<0.50	<0.50	<0.22	<1.0
Isopropyl benzene (ug/L)	No Standard	<0.22	0.86	<0.22	<0.22	<0.22	<0.22	<0.40	<0.40	<0.60	<0.20	<1.0

J- Result is less than the LOQ but greater than the LOD.

B- Parameter was detected in the method blank.

LOD- Limit of Detection

²- May be associated with chlorination of well.

LOQ-Limit of Quantification

[□]- Quantification was performed on a dilution of the sample.

ug/L- Micrograms per Liter (parts per billion).

- Indicates Detection.

*- Inorganic water quality data available.

ND- No Detect.

P/NP- Present/Not Present

NA- Not Analyzed

- Analytical data obtained from the WDNR Special Well Construction Area Data Base, Town of Hudson, Wisconsin.

TABLE 1 (cont.)

ES / PAL	929 Meadowood Ln.											
	May-01	Jun-01	Mar-02	Apr-03	Jul-04	Apr-05	Mar-06	Apr-07	May-08	Oct-09	Sep-18	
Dichlorodifluoromethane (ug/L)	1000 / 200	J ^(0.16)	<0.14	<0.14	<0.14	<0.063	<0.60	<0.60	<0.29	<0.40	<1.0	<0.23
Tetrachloroethene (ug/L)	5 / 0.5	<0.13	<0.13	<0.13	<0.13	<0.075	<0.40	<0.40	<0.29	<0.40	<1.0	<0.17
trans-1,2-Dichloroethene (ug/L)	100 / 20	<0.11	<0.11	<0.11	<0.11	<0.059	<0.60	<0.60	<0.40	<0.50	<1.0	<0.12
1,1,1-Trichloroethane (ug/L)	200 / 40	<0.19	<0.19	<0.19	<0.19	<0.065	<0.60	<0.60	<0.50	<0.60	<1.0	<0.14
1,1-Dichloroethene (ug/L)	7 / 0.7	<0.10	<0.10	<0.10	<0.10	<0.061	<0.50	<0.50	<0.30	<0.40	<1.0	<0.16
1,2-Dichloroethane (ug/L)	5 / 0.5	<0.27	<0.27	<0.27	<0.27	<0.054	<0.50	<0.50	<0.50	<0.30	<1.0	<0.22
1,1,2-Trichloroethane (ug/L)	5 / 0.5	<0.18	<0.18	<0.18	<0.18	<0.052	<0.40	<0.40	<0.50	<0.50	<1.0	<0.18
Trichloroethene (ug/L)	5 / 0.5	0.54	0.35	0.30	J ^(0.29)	J ^(0.45)	<0.15	0.51	J ^(0.29)	J ^(0.39)	J ^(0.34)	J ^(0.25)
1,1-Dichloroethane (ug/L)	850 / 85	<0.26	<0.26	<0.26	<0.26	<0.057	<0.50	<0.50	<0.40	<0.40	<1.0	<0.17
cis-1,2-Dichloroethene (ug/L)	70 / 7	<0.12	<0.12	<0.12	<0.12	<0.055	<0.60	<0.60	<0.40	<0.40	<1.0	<0.15
Trichlorofluoromethane (ug/L)	3490 / 698	<0.51	<0.51	<0.51	<0.51	<0.060	<0.50	<0.50	<0.70	<0.40	<1.0	<0.23
Chloroethane (ug/L)	400 / 80	<0.24	<0.24	<0.24	<0.24	<0.074	<0.70	<0.70	<0.60	<0.40	<1.0	<0.49
Vinyl chloride (ug/L)	0.2 / 0.02	<0.11	<0.11	<0.11	<0.11	<0.065	<0.12	<0.12	<0.15	<0.15	<0.40	<0.092
Chloromethane (ug/L)	30 / 3	J ^(0.71)	<0.090	<0.090	<0.090	<0.074	<0.24	<0.24	<0.30	<0.30	<4.0	<0.16
Methylene chloride (ug/L)	5 / 0.5	<0.45	<0.45	<0.45	<0.45	<0.44	<0.40	<0.40	<1.0	<0.50	<4.0	<0.98
p/m Xylene (ug/L)	Total Xylenes	<0.31	<0.31	<0.31	<0.31	<0.13	<1.0	<1.0	<0.90	<0.50	<2.0	<0.31
o-Xylene (ug/L)	2000 / 400	<0.35	<0.35	<0.35	<0.35	<0.062	<0.40	<0.40	<0.60	<0.50	<1.0	<0.16
Toluene (ug/L)	800 / 160	0.84	J ^(0.23)	<0.16	<0.16	<0.069	<0.40	<0.40	<0.40	<0.20	<1.0	<0.083
Bromodichloromethane ² (ug/L)	0.6 / 0.06	<0.070	<0.070	<0.070	<0.070	<0.064	<0.13	<0.13	<0.15	<0.19	<1.0	<0.22
Isopropyl benzene (ug/L)	No Standard	<0.22	<0.22	J ^(0.27)	<0.22	<0.064	<0.40	<0.40	<0.60	<0.20	<1.0	<0.15

ES / PAL	933 Meadowood Ln.							
	Jan-02	Jun-02	Apr-03	Apr-04	May-05	Apr-07	Feb-08	
Dichlorodifluoromethane (ug/L)	1000 / 200	J ^(0.32)	J ^(0.66)	<0.14	<0.40	<0.60	<0.29	<0.40
Tetrachloroethene (ug/L)	5 / 0.5	<0.13	<0.13	<0.13	<0.40	<0.40	<0.29	<0.40
trans-1,2-Dichloroethene (ug/L)	100 / 20	<0.11	<0.11	<0.11	<0.50	<0.60	<0.40	<0.50
1,1,1-Trichloroethane (ug/L)	200 / 40	0.46	0.52	0.39	<0.50	<0.60	J ^(0.95)	J ^(1.2)
1,1-Dichloroethene (ug/L)	7 / 0.7	<0.10	0.22	<0.10	<0.30	<0.50	<0.50	<0.40
1,2-Dichloroethane (ug/L)	5 / 0.5	<0.27	<0.27	<0.27	<0.40	<0.50	<0.50	<0.30
1,1,2-Trichloroethane (ug/L)	5 / 0.5	<0.18	<0.18	<0.18	<0.40	<0.40	<0.40	<0.50
Trichloroethene (ug/L)	5 / 0.5	1.7	2.2	1.6	1.4	1.8	1.6	1.9
1,1-Dichloroethane (ug/L)	850 / 85	<0.26	<0.26	<0.26	<0.50	<0.50	<0.40	<0.40
cis-1,2-Dichloroethene (ug/L)	70 / 7	<0.12	<0.12	<0.12	<0.25	<0.60	<0.40	<0.40
Trichlorofluoromethane (ug/L)	3490 / 698	<0.51	<0.51	<0.51	<0.50	<0.50	<0.70	<0.40
Chloroethane (ug/L)	400 / 80	<0.24	<0.24	<0.24	<0.50	<0.70	<0.60	<0.40
Vinyl chloride (ug/L)	0.2 / 0.02	<0.11	<0.11	<0.11	<0.12	<0.12	<0.15	<0.15
Chloromethane (ug/L)	30 / 3	<0.090	<0.090	J ^(0.20)	<0.30	<0.24	<0.30	<0.30
Methylene chloride (ug/L)	5 / 0.5	<0.45	<0.45	<0.45	<0.50	<0.40	<1.0	<0.50
p/m Xylene (ug/L)	Total Xylenes	<0.31	<0.31	<0.31	<0.70	<1.0	<0.90	<0.50
o-Xylene (ug/L)	2000 / 400	<0.35	<0.35	<0.35	<0.30	<0.40	<0.60	<0.50
Toluene (ug/L)	800 / 160	<0.16	<0.16	<0.16	<0.40	<0.40	<0.40	<0.20
Bromodichloromethane ² (ug/L)	0.6 / 0.06	<0.070	<0.070	<0.070	<0.13	<0.13	<0.15	<0.19

J- Result is less than the LOQ but greater than the LOD.

B- Parameter was detected in the method blank.

LOD- Limit of Detection

²- May be associated with chlorination of well.

LOQ-Limit of Quantification

⁰-Quantification was performed on a dilution of the sample.

ug/L- Micrograms per Liter (parts per billion).

- Indicates Detection.

*- Inorganic water quality data available.

ND- No Detect.

P/NP- Present/Not Present

NA- Not Analyzed

- Analytical data obtained from the WDNR Special Well Construction Area Data Base, Town of Hudson, Wisconsin.

TABLE 1 (cont.)

	ES / PAL	937 Meadowood Ln.										
		Sep-00	Nov-00	Jun-01	Jan-03	Feb-04	Feb-05	Feb-06	Jun-07	Mar-08	May-09	Mar-11
Dichlorodifluoromethane (ug/L)	1000 / 200	<0.14	<0.14	J ^(0.49)	<0.14	<0.14	<0.40	<0.60	<0.40	<0.40	<1.0	<0.30
Tetrachloroethene (ug/L)	5 / 0.5	<0.13	<0.13	J ^(0.18)	<0.13	<0.13	<0.40	<0.40	<0.40	<0.40	<1.0	<0.15
trans-1,2-Dichloroethene (ug/L)	100 / 20	<0.11	<0.11	<0.11	<0.11	<0.11	<0.50	<0.60	<0.50	<0.50	<1.0	<0.11
1,1,1-Trichloroethane (ug/L)	200 / 40	<0.19	0.51	0.41	<0.19	0.26	<0.50	J ^(0.93)	J ^(1.7)	J ^(0.96)	<1.0	<0.090
1,1-Dichloroethene (ug/L)	7 / 0.7	<0.10	<0.10	J ^(0.16)	<0.10	<0.10	<0.30	<0.50	<0.40	<0.40	<1.0	<0.20
1,2-Dichloroethane (ug/L)	5 / 0.5	<0.27	<0.27	<0.27	<0.27	<0.27	<0.40	<0.50	<0.30	<0.30	<1.0	<0.080
1,1,2-Trichloroethane (ug/L)	5 / 0.5	<0.18	<0.18	<0.18	<0.18	<0.18	<0.40	<0.40	<0.50	<0.50	<1.0	<0.11
Trichloroethene (ug/L)	5 / 0.5	1.4	1.4	2.0	0.69	1.8	1.3	1.6	1.9	1.7	1.5	J ^(0.97)
1,1-Dichloroethane (ug/L)	850 / 85	<0.26	<0.26	<0.26	<0.26	<0.26	<0.50	<0.50	<0.40	<0.40	<1.0	<0.080
cis-1,2-Dichloroethene (ug/L)	70 / 7	<0.12	<0.12	<0.12	<0.12	<0.12	<0.25	<0.60	<0.40	<0.40	<1.0	<0.23
Trichlorofluoromethane (ug/L)	3490 / 698	<0.51	<0.51	<0.51	<0.51	<0.51	<0.50	<0.50	<0.40	<0.40	<1.0	<0.14
Chloroethane (ug/L)	400 / 80	<0.24	<0.24	<0.24	<0.24	<0.24	<0.50	<0.70	<0.40	<0.40	<1.0	<0.32
Vinyl chloride (ug/L)	0.2 / 0.02	<0.11	<0.11	<0.11	<0.11	<0.11	<0.12	<0.12	<0.15	<0.15	<0.40	<0.11
Chloromethane (ug/L)	30 / 3	<0.090	<0.090	<0.090	<0.090	<0.090	<0.30	<0.24	<0.30	<0.30	<4.0	<0.36
Methylene chloride (ug/L)	5 / 0.5	<0.45	<0.45	<0.45	<0.45	<0.45	<0.50	<0.40	<0.50	<0.50	<4.0	<2.0
p/m Xylene (ug/L)	Total Xylenes	<0.31	<0.31	<0.31	<0.31	<0.31	<0.70	<1.0	<0.50	<0.50	<2.0	<0.15
o-Xylene (ug/L)	2000 / 400	<0.35	<0.35	<0.35	<0.35	<0.35	<0.30	<0.40	<0.50	<0.50	<1.0	<0.10
Toluene (ug/L)	800 / 160	1.9	<0.16	<0.16	<0.16	<0.16	<0.40	<0.40	<0.20	<0.20	<1.0	<0.11
Bromodichloromethane ² (ug/L)	0.6 / 0.06	<0.070	<0.070	<0.070	<0.070	<0.070	<0.13	<0.13	<0.19	<0.19	<1.0	<0.15

	ES / PAL	937 Meadowood Ln. (cont.)	
		May-12	Oct-17
Dichlorodifluoromethane (ug/L)	1000 / 200	<0.20	<0.31
Tetrachloroethene (ug/L)	5 / 0.5	<0.13	<0.16
trans-1,2-Dichloroethene (ug/L)	100 / 20	<0.14	<0.21
1,1,1-Trichloroethane (ug/L)	200 / 40	<0.19	<0.15
1,1-Dichloroethene (ug/L)	7 / 0.7	<0.19	<0.18
1,2-Dichloroethane (ug/L)	5 / 0.5	<0.37	<0.32
1,1,2-Trichloroethane (ug/L)	5 / 0.5	<0.015	<0.22
Trichloroethene (ug/L)	5 / 0.5	J ^(0.70)	0.56
1,1-Dichloroethane (ug/L)	850 / 85	<0.11	<0.14
cis-1,2-Dichloroethene (ug/L)	70 / 7	<0.085	<0.20
Trichlorofluoromethane (ug/L)	3490 / 698	<0.13	<0.13
Chloroethane (ug/L)	400 / 80	<0.22	<0.44
Vinyl chloride (ug/L)	0.2 / 0.02	<0.16	<0.096
Chloromethane (ug/L)	30 / 3	<0.41	<1.1
Methylene chloride (ug/L)	5 / 0.5	<2.0	<1.2
p/m Xylene (ug/L)	Total Xylenes	<0.17	<0.24
o-Xylene (ug/L)	2000 / 400	<0.077	<0.17
Toluene (ug/L)	800 / 160	<0.076	<0.17
Bromodichloromethane ² (ug/L)	0.6 / 0.06	<0.11	<0.20

J- Result is less than the LOQ but greater than the LOD.

B- Parameter was detected in the method blank.

LOD- Limit of Detection

²- May be associated with chlorination of well.

LOQ-Limit of Quantification

^u- Quantification was performed on a dilution of the sample.

ug/L- Micrograms per Liter (parts per billion).

 - Indicates Detection.

*- Inorganic water quality data available.

ND- No Detect.

P/NP- Present/Not Present

NA- Not Analyzed

 - Analytical data obtained from the WDNR Special Well Construction Area Data Base, Town of Hudson, Wisconsin.

TABLE 1 (cont.)

ES / PAL	940 Meadowood Ln.											
	Nov-00	Jun-01	Sep-01	Nov-02	Feb-04	Feb-05	Feb-06	Apr-07	Feb-08	Apr-09	Mar-11	
Dichlorodifluoromethane (ug/L)	1000 / 200	<0.14	<0.14	<0.14	<0.14	<0.14	<0.40	<0.60	<0.29	<0.40	<1.0	<0.30
Tetrachloroethene (ug/L)	5 / 0.5	<0.13	<0.13	<0.13	<0.13	<0.13	<0.40	<0.40	<0.29	<0.40	<1.0	<0.15
trans-1,2-Dichloroethene (ug/L)	100 / 20	<0.11	<0.11	<0.11	<0.11	<0.11	<0.50	<0.60	<0.40	<0.50	<1.0	<0.11
1,1,1-Trichloroethane (ug/L)	200 / 40	J ^(0.28)	<0.19	<0.19	J ^(0.19)	<0.19	<0.50	<0.60	<0.50	<0.60	<1.0	<0.090
1,1-Dichloroethene (ug/L)	7 / 0.7	<0.10	<0.10	<0.10	<0.10	J ^(0.17)	<0.30	<0.50	<0.30	<0.40	<1.0	<0.20
1,2-Dichloroethane (ug/L)	5 / 0.5	<0.27	<0.27	<0.27	<0.27	<0.27	<0.40	<0.50	<0.50	<0.30	<1.0	<0.080
1,1,2-Trichloroethane (ug/L)	5 / 0.5	<0.18	<0.18	<0.18	<0.18	<0.18	<0.40	<0.40	<0.50	<0.50	<1.0	<0.11
Trichloroethene (ug/L)	5 / 0.5	0.65	0.98	<0.14	0.74	0.58	0.93	0.98	0.95	0.88	J ^(0.71)	J ^(0.53)
1,1-Dichloroethane (ug/L)	850 / 85	<0.26	<0.26	<0.26	<0.26	<0.26	<0.50	<0.50	<0.40	<0.40	<1.0	<0.080
cis-1,2-Dichloroethene (ug/L)	70 / 7	<0.12	J ^(0.16)	<0.12	<0.12	<0.12	<0.25	<0.60	<0.40	<0.40	<1.0	<0.23
Trichlorofluoromethane (ug/L)	3490 / 698	<0.51	<0.51	<0.51	<0.51	<0.51	<0.50	<0.50	<0.70	<0.40	<1.0	<0.14
Chloroethane (ug/L)	400 / 80	<0.24	<0.24	<0.24	<0.24	<0.24	<0.50	<0.70	<0.60	<0.40	<1.0	<0.32
Vinyl chloride (ug/L)	0.2 / 0.02	<0.11	<0.11	<0.11	<0.11	<0.11	<0.12	<0.12	<0.15	<0.15	<0.40	<0.11
Chloromethane (ug/L)	30 / 3	<0.090	<0.090	<0.090	<0.090	<0.090	<0.30	<0.24	J ^(0.42)	<0.30	<4.0	<0.36
Methylene chloride (ug/L)	5 / 0.5	<0.45	<0.45	<0.45	<0.45	<0.45	<0.50	<0.40	<1.0	<0.50	<4.0	<2.0
p/m Xylene (ug/L)	Total Xylenes	<0.31	<0.31	<0.31	<0.31	<0.31	<0.70	<1.0	<0.90	<0.50	<2.0	<0.15
o-Xylene (ug/L)	2000 / 400	<0.35	<0.35	<0.35	<0.35	<0.35	<0.30	<0.40	<0.60	<0.50	<1.0	<0.10
Toluene (ug/L)	800 / 160	<0.16	<0.16	<0.16	<0.16	<0.16	<0.40	<0.40	<0.40	<0.20	<1.0	<0.11
Bromodichloromethane ² (ug/L)	0.6 / 0.06	<0.070	<0.070	<0.070	<0.070	<0.070	<0.13	<0.13	<0.15	<0.19	<1.0	<0.15
Chloroform ² , (ug/L)	6 / 0.6	<0.18	<0.18	<0.18	<0.18	<0.18	<0.25	<0.50	<0.50	<0.22	<1.0	<0.090
Isopropyl benzene (ug/L)	No Standard	<0.22	<0.22	<0.22	<0.22	<0.22	<0.40	<0.40	<0.60	<0.20	<1.0	<0.10

ES / PAL	940 Meadowood Ln. (cont.)		
	Dec-15	Jul-18	
Dichlorodifluoromethane (ug/L)	1000 / 200	<0.49	<0.23
Tetrachloroethene (ug/L)	5 / 0.5	<0.19	<0.17
trans-1,2-Dichloroethene (ug/L)	100 / 20	<0.21	<0.12
1,1,1-Trichloroethane (ug/L)	200 / 40	<0.20	<0.14
1,1-Dichloroethene (ug/L)	7 / 0.7	<0.22	<0.16
1,2-Dichloroethane (ug/L)	5 / 0.5	<0.17	<0.22
1,1,2-Trichloroethane (ug/L)	5 / 0.5	<0.24	<0.18
Trichloroethene (ug/L)	5 / 0.5	J ^(0.25)	0.53
1,1-Dichloroethane (ug/L)	850 / 85	<0.22	<0.17
cis-1,2-Dichloroethene (ug/L)	70 / 7	<0.25	<0.15
Trichlorofluoromethane (ug/L)	3490 / 698	<0.18	<0.23
Chloroethane (ug/L)	400 / 80	<0.34	<0.49
Vinyl chloride (ug/L)	0.2 / 0.02	<0.15	<0.092
Chloromethane (ug/L)	30 / 3	<0.64	<0.16
Methylene chloride (ug/L)	5 / 0.5	<0.56	<0.98
p/m Xylene (ug/L)	Total Xylenes	<0.41	<0.31
o-Xylene (ug/L)	2000 / 400	<0.19	<0.16
Toluene (ug/L)	800 / 160	<0.13	<0.083
Bromodichloromethane ² (ug/L)	0.6 / 0.06	<0.18	<0.22
Chloroform ² , (ug/L)	6 / 0.6	<0.27	<0.45
Isopropyl benzene (ug/L)	No Standard	<0.17	<0.18

J- Result is less than the LOQ but greater than the LOD.

B- Parameter was detected in the method blank.

LOD- Limit of Detection

²- May be associated with chlorination of well.

LOQ-Limit of Quantification

^D-Quantification was performed on a dilution of the sample.

ug/L- Micrograms per Liter (parts per billion).

- Indicates Detection.

*- Inorganic water quality data available.

ND- No Detect.

P/NP- Present/Not Present

NA- Not Analyzed

- Analytical data obtained from the WDNR Special Well Construction Area Data Base, Town of Hudson, Wisconsin.

TABLE 1 (cont.)

		941 Meadowood Ln.								
ES / PAL		Dec-01	Jan-02	Sep-02	Apr-03	Jul-04	Feb-08	Dec-09	Mar-11	Dec-12
Dichlorodifluoromethane (ug/L)	1000 / 200	<0.14	J ^(0.32)	<0.14	<0.14	<0.063	<0.40	<1.0	<0.29	<0.20
Tetrachloroethene (ug/L)	5 / 0.5	<0.13	<0.13	<0.13	<0.13	<0.075	<0.40	<1.0	<0.15	<0.13
trans-1,2-Dichloroethene (ug/L)	100 / 20	<0.11	<0.11	<0.11	<0.11	<0.059	<0.60	<1.0	<0.11	<0.15
1,1,1-Trichloroethane (ug/L)	200 / 40	<0.19	<0.19	<0.19	<0.19	<0.065	<0.60	<1.0	<0.090	<0.19
1,1-Dichloroethene (ug/L)	7 / 0.7	<0.10	<0.10	<0.10	<0.10	<0.061	<0.40	<1.0	<0.20	<0.19
1,2-Dichloroethene (ug/L)	5 / 0.5	<0.27	<0.27	<0.27	<0.27	<0.054	<0.30	<1.0	<0.080	<0.37
1,1,2-Trichloroethane (ug/L)	5 / 0.5	<0.18	<0.18	<0.18	<0.18	<0.052	<0.50	<1.0	<0.11	<0.15
Trichloroethene (ug/L)	5 / 0.5	0.47	0.47	J ^(0.27)	0.63	0.69	0.79	<0.25	J ^(0.68)	J ^(0.52)
1,1-Dichloroethane (ug/L)	850 / 85	<0.26	<0.26	<0.26	<0.26	<0.057	<0.40	<1.0	<0.080	<0.11
cis-1,2-Dichloroethene (ug/L)	70 / 7	<0.12	<0.12	<0.12	<0.12	<0.055	<0.40	<1.0	<0.23	<0.085
Trichlorofluoromethane (ug/L)	3490 / 698	<0.51	<0.51	<0.51	<0.51	<0.060	<0.40	<1.0	J ^(0.17)	<0.13
Chloroethane (ug/L)	400 / 80	<0.24	<0.24	<0.24	<0.24	<0.074	<0.40	<1.0	<0.32	<0.22
Vinyl chloride (ug/L)	0.2 / 0.02	<0.11	<0.11	<0.11	<0.11	<0.065	<0.15	<0.40	<0.11	<0.16
Chloromethane (ug/L)	30 / 3	<0.090	<0.090	<0.090	J ^(0.14)	<0.074	<0.30	<4.0	<0.36	<0.41
Methylene chloride (ug/L)	5 / 0.5	<0.45	<0.45	<0.45	<0.45	<0.44	<0.50	<4.0	<2.0	<2.0
p/m Xylene (ug/L)	Total Xylenes	<0.31	2.0	<0.31	<0.31	<0.13	<0.50	<2.0	<0.15	<0.22
o-Xylene (ug/L)	2000 / 400	<0.35	0.68	<0.35	<0.35	<0.062	<0.50	<1.0	<0.11	<0.10
Toluene (ug/L)	800 / 160	<0.16	<0.16	<0.16	<0.16	<0.069	<0.20	<1.0	<0.11	<0.077
Bromodichloromethane ² (ug/L)	0.6 / 0.06	<0.070	<0.070	<0.070	<0.070	<0.064	<0.19	<1.0	<0.15	<0.11
Chloroform ² , (ug/L)	6 / 0.6	<0.18	<0.18	<0.18	<0.18	<0.061	<0.22	<1.0	<0.090	<0.50
Isopropyl benzene (ug/L)	No Standard	<0.22	<0.22	<0.22	<0.22	<0.064	<0.20	<1.0	<0.10	<0.076
Ethyl benzene (ug/L)	700 / 140	<0.16	0.48	<0.16	<0.16	<0.064	<0.28	<1.0	<0.080	<0.081

		944 Meadowood Ln.								
ES / PAL		Jan-00	Jun-00	Mar-02	Jan-03	Feb-04	Jan-05	Feb-06	Apr-07	Feb-08
Dichlorodifluoromethane (ug/L)	1000 / 200	<0.14	<0.14	<0.14	<0.14	<0.14	<0.40	<0.60	<0.29	<0.40
Tetrachloroethene (ug/L)	5 / 0.5	<0.13	J ^(0.18)	<0.13	<0.13	<0.13	<0.40	<0.40	<0.29	<0.40
trans-1,2-Dichloroethene (ug/L)	100 / 20	<0.11	<0.11	<0.11	<0.11	<0.11	<0.50	<0.60	<0.40	<0.50
1,1,1-Trichloroethane (ug/L)	200 / 40	0.38	0.51	0.26	<0.19	0.33	<0.50	<0.60	<0.50	J ^(0.64)
1,1-Dichloroethene (ug/L)	7 / 0.7	<0.10	<0.10	<0.10	<0.10	<0.10	<0.30	<0.50	<0.30	<0.40
1,2-Dichloroethene (ug/L)	5 / 0.5	<0.27	<0.27	<0.27	<0.27	<0.27	<0.40	<0.50	<0.50	<0.30
1,1,2-Trichloroethane (ug/L)	5 / 0.5	<0.18	<0.18	<0.18	<0.18	<0.18	<0.40	<0.40	<0.50	<0.50
Trichloroethene (ug/L)	5 / 0.5	1.7	1.5	1.3	0.36	1.2	1.1	1.0	1.3	1.1
1,1-Dichloroethane (ug/L)	850 / 85	<0.26	<0.26	<0.26	<0.26	<0.26	<0.50	<0.50	<0.40	<0.40
cis-1,2-Dichloroethene (ug/L)	70 / 7	<0.12	<0.12	<0.12	<0.12	<0.12	<0.25	<0.60	<0.40	<0.40
Trichlorofluoromethane (ug/L)	3490 / 698	<0.51	<0.51	<0.51	<0.51	<0.51	<0.50	<0.50	<0.70	<0.40
Chloroethane (ug/L)	400 / 80	<0.24	<0.24	<0.24	<0.24	<0.24	<0.50	<0.70	<0.60	<0.40
Vinyl chloride (ug/L)	0.2 / 0.02	<0.11	<0.11	<0.11	<0.11	<0.11	<0.12	<0.12	<0.15	<0.15
Chloromethane (ug/L)	30 / 3	<0.090	<0.090	<0.090	<0.090	<0.090	<0.30	<0.24	<0.30	<0.30
Methylene chloride (ug/L)	5 / 0.5	<0.45	<0.45	<0.45	<0.45	<0.45	<0.50	<0.40	<1.0	<0.50
p/m Xylene (ug/L)	Total Xylenes	<0.31	<0.31	<0.31	<0.31	<0.31	<0.70	<1.0	<0.90	<0.50
o-Xylene (ug/L)	2000 / 400	<0.35	<0.35	<0.35	<0.35	<0.35	<0.30	<0.40	<0.60	<0.50
Toluene (ug/L)	800 / 160	0.53	<0.16	<0.16	<0.16	<0.16	<0.40	<0.40	<0.40	<0.20
Bromodichloromethane ² (ug/L)	0.6 / 0.06	J ^(0.18)	<0.070	<0.070	<0.070	<0.070	<0.13	<0.13	<0.15	<0.19

J- Result is less than the LOQ but greater than the LOD.

B- Parameter was detected in the method blank.

LOD- Limit of Detection

^z- May be associated with chlorination of well.

LOQ-Limit of Quantification

^u-Quantification was performed on a dilution of the sample.

ug/L- Micrograms per Liter (parts per billion).

- Indicates Detection.

*- Inorganic water quality data available.

ND- No Detect.

P/NP- Present/Not Present

NA- Not Analyzed

- Analytical data obtained from the WDNR Special Well Construction Area Data Base, Town of Hudson, Wisconsin.

TABLE 1 (cont.)

		944 Meadowood Ln.(cont.)					
ES / PAL		Feb-08	Apr-09	Apr-10	May-12	Jul-13	Jun-15
Dichlorodifluoromethane (ug/L)	1000 / 200	<1.0	<1.0	<0.50	<0.20	<0.40	<0.49
Tetrachloroethene (ug/L)	5 / 0.5	<1.0	<1.0	<0.50	<0.13	<0.29	<0.19
trans-1,2-Dichloroethene (ug/L)	100 / 20	<1.0	<1.0	<0.50	<0.14	<0.24	<0.21
1,1,1-Trichloroethane (ug/L)	200 / 40	<1.0	<1.0	<0.50	<0.19	<0.50	<0.20
1,1-Dichloroethene (ug/L)	7 / 0.7	<1.0	<1.0	<0.50	<0.19	<0.24	<0.22
1,2-Dichloroethane (ug/L)	5 / 0.5	<1.0	<1.0	<0.50	<0.37	<0.22	<0.17
1,1,2-Trichloroethane (ug/L)	5 / 0.5	<1.0	<1.0	<0.50	<0.015	<0.16	<0.24
Trichloroethene (ug/L)	5 / 0.5	1.2	1.2	1.0	J ^(0.76)	0.61	0.58
1,1-Dichloroethane (ug/L)	850 / 85	<1.0	<1.0	<0.50	<0.11	<0.50	<0.22
cis-1,2-Dichloroethene (ug/L)	70 / 7	<1.0	<1.0	<0.51	<0.085	<0.23	<0.25
Trichlorofluoromethane (ug/L)	3490 / 698	<1.0	<1.0	<0.52	<0.13	<0.13	<0.18
Chloroethane (ug/L)	400 / 80	<1.0	<1.0	<0.53	<0.22	<0.50	<0.34
Vinyl chloride (ug/L)	0.2 / 0.02	<0.40	<0.40	<0.20	<0.16	<0.14	<0.15
Chloromethane (ug/L)	30 / 3	<4.0	<4.0	<2.0	<0.41	<2.0	<0.64
Methylene chloride (ug/L)	5 / 0.5	<4.0	<4.0	<2.0	<2.0	<2.0	<0.56
p/m Xylene (ug/L)	Total Xylenes	<2.0	<2.0	<1.0	<0.17	<0.48	<0.41
o-Xylene (ug/L)	2000 / 400	<1.0	<1.0	<0.50	<0.077	<0.24	<0.19
Toluene (ug/L)	800 / 160	<1.0	<1.0	<0.50	<0.076	<0.23	<0.13
Bromodichloromethane ² (ug/L)	0.6 / 0.06	<1.0	<1.0	<0.50	<0.11	<0.25	<0.18

		945 Meadowood Ln.							
ES / PAL		Nov-00	May-02	Feb-03	May-04	Dec-05	May-06	Oct-09	May-17
Dichlorodifluoromethane (ug/L)	1000 / 200	<0.14	<0.14	<0.14	J ^(0.22)	<0.60	<0.60	<1.0	<0.23
Tetrachloroethene (ug/L)	5 / 0.5	<0.13	<0.13	<0.13	J ^(0.30)	<0.40	<0.40	<1.0	<0.25
trans-1,2-Dichloroethene (ug/L)	100 / 20	<0.11	<0.11	<0.11	<0.059	<0.60	<0.60	<1.0	<0.16
1,1,1-Trichloroethane (ug/L)	200 / 40	<0.19	0.45	<0.19	<0.065	<0.60	<0.60	<1.0	<0.17
1,1-Dichloroethene (ug/L)	7 / 0.7	<0.10	<0.10	<0.10	<0.061	<0.50	<0.50	<1.0	<0.28
1,2-Dichloroethane (ug/L)	5 / 0.5	<0.27	<0.27	<0.27	<0.054	<0.50	<0.50	<1.0	<0.17
1,1,2-Trichloroethane (ug/L)	5 / 0.5	<0.18	<0.18	<0.18	<0.052	<0.40	<0.40	<1.0	<0.15
Trichloroethene (ug/L)	5 / 0.5	0.88	2.2	1.8	2.0	1.9	1.6	2.0	1.7
1,1-Dichloroethane (ug/L)	850 / 85	J ^(0.12)	0.55	<0.26	<0.057	<0.50	<0.50	<1.0	<0.17
cis-1,2-Dichloroethene (ug/L)	70 / 7	<0.12	0.44	<0.12	<0.055	<0.60	<0.60	<1.0	<0.12
Trichlorofluoromethane (ug/L)	3490 / 698	<0.51	1.3	J ^(0.56)	J ^(0.78)	J ^(0.76)	J ^(0.79)	<1.0	<0.33
Chloroethane (ug/L)	400 / 80	<0.24	<0.24	<0.24	<0.074	<0.70	<0.70	<1.0	<0.34
Vinyl chloride (ug/L)	0.2 / 0.02	<0.11	<0.11	<0.11	<0.065	<0.12	<0.12	<0.40	<0.069
Chloromethane (ug/L)	30 / 3	<0.090	<0.090	<0.090	<0.074	<0.24	<0.24	<4.0	<0.25
Methylene chloride (ug/L)	5 / 0.5	<0.45	<0.45	<0.45	<0.44	<0.40	<0.40	<4.0	<0.29
p/m Xylene (ug/L)	Total Xylenes	<0.31	<0.31	<0.31	<0.13	<1.0	<1.0	<2.0	<0.11
o-Xylene (ug/L)	2000 / 400	<0.35	<0.35	<0.35	<0.062	<0.40	<0.40	<1.0	<0.20
Toluene (ug/L)	800 / 160	10	0.39	<0.16	<0.069	<0.40	<0.40	<1.0	J ^(0.17)
Bromodichloromethane ² (ug/L)	0.6 / 0.06	<0.070	<0.070	<0.070	<0.064	<0.13	<0.13	<1.0	<0.24
Dibromochloromethane (ug/L)	60 / 6	<0.29	0.30	<0.29	<0.055	<0.60	<0.60	<1.0	<0.16
Isopropyl benzene (ug/L)	No Standard	<0.22	0.42	<0.22	<0.064	<0.40	<0.40	<1.0	<0.25

J- Result is less than the LOQ but greater than the LOD.

B- Parameter was detected in the method blank.

LOD- Limit of Detection

²- May be associated with chlorination of well.

LOQ-Limit of Quantification

[□]- Quantification was performed on a dilution of the sample.

ug/L- Micrograms per Liter (parts per billion).

- Indicates Detection.

*- Inorganic water quality data available.

ND- No Detect.

P/NP- Present/Not Present

NA- Not Analyzed

- Analytical data obtained from the WDNR Special Well Construction Area Data Base, Town of Hudson, Wisconsin.

TABLE 1 (cont.)

ES / PAL	948 Meadowood Ln.											
	Jul-00	Oct-00	May-01	Feb-03	Feb-04	Jan-05	Feb-06	Apr-07	Mar-08	Jun-09	Nov-12	
Dichlorodifluoromethane (ug/L)	1000 / 200	<0.14	<0.14	J ^(0.24)	<0.14	<0.14	J ^(0.47)	<0.60	<0.29	<0.40	<1.0	<0.20
Tetrachloroethene (ug/L)	5 / 0.5	J ^(0.29)	J ^(0.18)	J ^(0.23)	<0.13	<0.13	<0.40	<0.40	<0.29	<0.40	<1.0	<0.13
trans-1,2-Dichloroethene (ug/L)	100 / 20	<0.11	<0.11	<0.11	<0.11	<0.11	<0.50	<0.60	<0.40	<0.50	<1.0	<0.15
1,1,1-Trichloroethane (ug/L)	200 / 40	0.39	0.46	<0.19	<0.19	J ^(0.23)	<0.50	<0.60	<0.50	<0.60	<1.0	<0.19
1,1-Dichloroethene (ug/L)	7 / 0.7	<0.10	<0.10	<0.10	<0.10	<0.10	<0.30	<0.50	<0.30	<0.40	<1.0	<0.19
1,2-Dichloroethane (ug/L)	5 / 0.5	<0.27	<0.27	<0.27	<0.27	<0.27	<0.40	<0.50	<0.50	<0.30	<1.0	<0.37
1,1,2-Trichloroethane (ug/L)	5 / 0.5	<0.18	<0.18	<0.18	<0.18	<0.18	<0.40	<0.40	<0.50	<0.50	<1.0	<0.15
Trichloroethene (ug/L)	5 / 0.5	1.6	1.3	1.5	1.2	1.7	1.5	1.2	1.4	1.4	1.3	1.0
1,1-Dichloroethane (ug/L)	850 / 85	<0.26	<0.26	<0.26	<0.26	<0.26	<0.50	<0.50	<0.40	<0.40	<1.0	<0.11
cis-1,2-Dichloroethene (ug/L)	70 / 7	<0.12	<0.12	<0.12	<0.12	<0.12	<0.25	<0.60	<0.40	<0.40	<1.0	<0.085
Trichlorofluoromethane (ug/L)	3490 / 698	J ^(0.80)	J ^(0.61)	J ^(0.60)	<0.51	<0.51	<0.50	<0.50	<0.70	J ^(0.42)	<1.0	J ^(0.14)
Chloroethane (ug/L)	400 / 80	<0.24	<0.24	<0.24	<0.24	<0.24	<0.50	<0.70	<0.60	<0.40	<1.0	<0.22
Vinyl chloride (ug/L)	0.2 / 0.02	<0.11	<0.11	<0.11	<0.11	<0.11	<0.12	<0.12	<0.15	<0.15	<0.40	<0.16
Chloromethane (ug/L)	30 / 3	<0.090	<0.090	<0.090	<0.090	<0.090	<0.30	<0.24	J ^(0.42)	<0.30	<4.0	<0.41
Methylene chloride (ug/L)	5 / 0.5	<0.45	<0.45	<0.45	<0.45	<0.45	<0.50	<0.40	<1.0	<0.50	<4.0	<2.0
p/m Xylene (ug/L)	Total Xylenes	<0.31	<0.31	<0.31	<0.31	<0.31	<0.70	<1.0	<0.90	<0.50	<2.0	<0.22
o-Xylene (ug/L)	2000 / 400	<0.35	<0.35	<0.35	<0.35	<0.35	<0.30	<0.40	<0.60	<0.50	<1.0	<0.10
Toluene (ug/L)	800 / 160	<0.16	<0.16	<0.16	<0.16	<0.16	<0.40	<0.40	<0.40	<0.20	<1.0	<0.077
Bromodichloromethane ^z (ug/L)	0.6 / 0.06	<0.070	<0.070	<0.070	<0.070	<0.070	<0.13	<0.13	<0.15	<0.19	<1.0	<0.11
Dibromochloromethane (ug/L)	60 / 6	J ^(0.38)	<0.29	<0.29	<0.29	<0.29	<0.28	<0.60	<0.60	<0.23	<1.0	<0.10
Bromoform ^z (ug/L)	4.4 / 0.44	1.7	<0.56	<0.56	<0.56	<0.56	<0.30	<0.50	<0.21	<0.50	<8.0	<0.068
Benzene (ug/L)	5 / 0.5	J ^(0.28)	<0.15	<0.15	<0.15	<0.15	<0.40	<0.40	<0.40	<0.16	<1.0	<0.062
n-Butylbenzene (ug/L)	No Standard	4.0	<0.38	<0.38	<0.38	<0.38	<0.30	<0.60	<0.40	<0.24	<1.0	<0.15

ES / PAL	948 Meadowood Ln. (cont.)			
	Jul-13	Jun-15	Feb-18	
Dichlorodifluoromethane (ug/L)	1000 / 200	<0.40	<0.49	<0.31
Tetrachloroethene (ug/L)	5 / 0.5	<0.29	<0.19	<0.16
trans-1,2-Dichloroethene (ug/L)	100 / 20	<0.24	<0.21	<0.21
1,1,1-Trichloroethane (ug/L)	200 / 40	<0.50	<0.20	<0.15
1,1-Dichloroethene (ug/L)	7 / 0.7	<0.24	<0.22	<0.18
1,2-Dichloroethane (ug/L)	5 / 0.5	<0.22	<0.17	<0.32
1,1,2-Trichloroethane (ug/L)	5 / 0.5	<0.16	<0.24	<0.22
Trichloroethene (ug/L)	5 / 0.5	1.0	0.84	0.74
1,1-Dichloroethane (ug/L)	850 / 85	<0.50	<0.22	<0.14
cis-1,2-Dichloroethene (ug/L)	70 / 7	<0.23	<0.25	<0.20
Trichlorofluoromethane (ug/L)	3490 / 698	<0.13	<0.18	<0.13
Chloroethane (ug/L)	400 / 80	<0.50	<0.34	<0.44
Vinyl chloride (ug/L)	0.2 / 0.02	<0.14	<0.15	<0.096
Chloromethane (ug/L)	30 / 3	<2.0	<0.64	<1.1
Methylene chloride (ug/L)	5 / 0.5	<2.0	<0.56	<1.2
p/m Xylene (ug/L)	Total Xylenes	<0.48	<0.41	<0.24
o-Xylene (ug/L)	2000 / 400	<0.24	<0.19	<0.17
Toluene (ug/L)	800 / 160	<0.23	<0.13	<0.17

J- Result is less than the LOQ but greater than the LOD.

B- Parameter was detected in the method blank.

LOD- Limit of Detection

^z- May be associated with chlorination of well.

LOQ-Limit of Quantification

^u- Quantification was performed on a dilution of the sample.

ug/L- Micrograms per Liter (parts per billion).

- Indicates Detection.

*- Inorganic water quality data available.

ND- No Detect.

P/NP- Present/Not Present

NA- Not Analyzed

- Analytical data obtained from the WDNR Special Well Construction Area Data Base, Town of Hudson, Wisconsin.

TABLE 1 (cont.)

ES / PAL	949 Meadowood Ln.											
	Feb-00	Aug-00	Mar-02	Jan-03	May-04	May-05	May-06	Apr-07	Mar-08	Jun-09	Mar-11	
Dichlorodifluoromethane (ug/L)	1000 / 200	J ^(0.28)	<0.14	J ^(0.28)	J ^(0.38)	J ^(0.15)	<0.60	<0.60	J ^(0.33)	<0.40	<1.0	<0.15
Tetrachloroethene (ug/L)	5 / 0.5	<0.13	<0.13	<0.13	J ^(0.22)	J ^(0.24)	<0.40	<0.40	J ^(0.41)	<0.40	<1.0	<0.15
trans-1,2-Dichloroethene (ug/L)	100 / 20	<0.11	<0.11	<0.11	<0.11	<0.059	<0.60	<0.60	<0.40	<0.50	<1.0	<0.11
1,1,1-Trichloroethane (ug/L)	200 / 40	<0.19	<0.19	<0.19	<0.19	<0.065	<0.60	<0.60	<0.50	<0.60	<1.0	<0.090
1,1-Dichloroethene (ug/L)	7 / 0.7	<0.10	<0.10	<0.10	<0.10	<0.061	<0.50	<0.50	<0.30	<0.40	<1.0	<0.20
1,2-Dichloroethane (ug/L)	5 / 0.5	<0.27	<0.27	<0.27	<0.27	<0.054	<0.50	<0.50	<0.50	<0.30	<1.0	<0.080
1,1,2-Trichloroethane (ug/L)	5 / 0.5	<0.18	<0.18	<0.18	<0.18	<0.052	<0.40	<0.40	<0.50	<0.50	<1.0	<0.11
Trichloroethene (ug/L)	5 / 0.5	1.1	1.6	1.4	1.3	1.8	1.6	1.2	1.5	1.4	1.6	<0.14
1,1-Dichloroethane (ug/L)	850 / 85	0.30	<0.26	<0.26	<0.26	<0.057	<0.50	<0.50	<0.40	<0.40	<1.0	<0.080
cis-1,2-Dichloroethene (ug/L)	70 / 7	<0.12	<0.12	<0.12	<0.12	<0.055	<0.60	<0.60	<0.40	<0.40	<1.0	<0.23
Trichlorofluoromethane (ug/L)	3490 / 698	J ^(0.64)	1.1	<0.51	<0.51	J ^(0.57)	J ^(0.58)	<0.50	<0.70	J ^(0.57)	<1.0	<0.14
Chloroethane (ug/L)	400 / 80	<0.24	<0.24	<0.24	<0.24	<0.074	<0.70	<0.70	<0.60	<0.40	<1.0	<0.32
Vinyl chloride (ug/L)	0.2 / 0.02	<0.11	<0.11	<0.11	<0.11	<0.065	<0.12	<0.12	<0.15	<0.15	<0.40	<0.11
Chloromethane (ug/L)	30 / 3	<0.090	<0.090	<0.090	<0.090	<0.074	J ^(0.29)	<0.24	<0.30	<0.30	<4.0	<0.36
Methylene chloride (ug/L)	5 / 0.5	<0.45	<0.45	<0.45	<0.45	<0.44	<0.40	<0.40	<1.0	<0.50	<4.0	<2.0
p/m Xylene (ug/L)	Total Xylenes	<0.31	<0.31	<0.31	<0.31	<0.13	<1.0	<1.0	<0.90	<0.50	<2.0	<0.15
o-Xylene (ug/L)	2000 / 400	<0.35	<0.35	<0.35	<0.35	<0.062	<0.40	<0.40	<0.60	<0.50	<1.0	<0.10
Toluene (ug/L)	800 / 160	<0.16	<0.16	<0.16	<0.16	<0.069	<0.40	<0.40	<0.40	<0.20	<1.0	<0.11
Bromodichloromethane ² (ug/L)	0.6 / 0.06	J ^(0.43)	<0.070	<0.070	<0.070	<0.064	<0.13	<0.13	<0.15	<0.19	<1.0	<0.15
Chloroform ² , (ug/L)	6 / 0.6	J ^(0.18)	<0.18	<0.18	<0.18	<0.061	<0.50	<0.50	<0.50	<0.22	<1.0	<0.090
2-Chlorotoluene ² (ug/L)	No Standard	0.48	<0.16	<0.16	<0.16	<0.060	<0.50	<0.50	<0.50	<0.30	<1.0	<0.50
1,2-Dichlorobenzene ² (ug/L)	600 / 60	0.22	<0.12	<0.12	<0.12	<0.062	<0.50	<0.50	<0.50	<0.40	<1.0	<0.13
Isopropyl benzene (ug/L)	No Standard	<0.22	J ^(0.27)	<0.22	<0.22	0.75	<0.40	<0.40	<0.60	<0.20	<1.0	<0.10

ES / PAL	949 Meadowood Ln. (cont.)								
	Nov-12	Jul-13	Jun-14	Dec-14	Jun-17	Dec-17	Jun-18	Nov-18	
Dichlorodifluoromethane (ug/L)	1000 / 200	<0.20	<0.40	<0.50	<0.50	<0.23	<0.31	<0.23	<0.23
Tetrachloroethene (ug/L)	5 / 0.5	<0.13	<0.29	<0.16	<0.16	<0.25	<0.16	<0.17	<0.17
trans-1,2-Dichloroethene (ug/L)	100 / 20	<0.15	<0.24	<0.23	<0.23	<0.16	<0.21	<0.12	<0.24
1,1,1-Trichloroethane (ug/L)	200 / 40	<0.19	<0.50	<0.26	<0.26	<0.17	<0.15	<0.14	<0.14
1,1-Dichloroethene (ug/L)	7 / 0.7	<0.19	<0.24	<0.20	<0.20	<0.28	<0.18	<0.16	<0.16
1,2-Dichloroethane (ug/L)	5 / 0.5	<0.37	<0.22	<0.13	<0.13	<0.17	<0.32	<0.22	<0.22
1,1,2-Trichloroethane (ug/L)	5 / 0.5	<0.15	<0.16	<0.13	<0.13	<0.15	<0.22	<0.18	<0.18
Trichloroethene (ug/L)	5 / 0.5	1.3	1.3	1.6	1.1	1.2	1.2	1.3	1.1
1,1-Dichloroethane (ug/L)	850 / 85	<0.11	<0.50	<0.16	<0.16	<0.17	<0.14	<0.17	<0.17
cis-1,2-Dichloroethene (ug/L)	70 / 7	<0.085	<0.23	<0.13	<0.13	<0.12	<0.20	<0.15	<0.15
Trichlorofluoromethane (ug/L)	3490 / 698	J ^(0.22)	J ^(0.26)	J ^(0.34)	<0.22	J ^(1.3)	J ^(0.21)	<0.23	<0.23
Chloroethane (ug/L)	400 / 80	<0.22	<0.50	<0.24	<0.24	<0.34	<0.44	<0.49	<0.49
Vinyl chloride (ug/L)	0.2 / 0.02	<0.16	<0.14	<0.20	<0.20	<0.069	<0.0096	<0.092	<0.092
Chloromethane (ug/L)	30 / 3	<0.41	<2.0	<0.34	<0.34	<0.25	<1.1	<0.16	<0.16
Methylene chloride (ug/L)	5 / 0.5	<2.0	<2.0	<2.0	<2.0	<0.29	<1.2	<0.98	<0.98
p/m Xylene (ug/L)	Total Xylenes	<0.22	<0.48	<0.31	<0.31	<0.11	<0.24	<0.31	<0.31
o-Xylene (ug/L)	2000 / 400	<0.10	<0.24	<0.094	<0.094	<0.20	<0.17	<0.16	<0.16
Toluene (ug/L)	800 / 160	<0.077	<0.23	<0.11	<0.11	<0.14	<0.17	<0.083	<0.083
Bromodichloromethane ² (ug/L)	0.6 / 0.06	<0.11	<0.25	<0.20	<0.20	<0.24	<0.20	<0.22	<0.22
Chloroform ² , (ug/L)	6 / 0.6	<0.14	<0.27	<0.16	<0.16	<0.21	<0.46	<0.45	<0.45
2-Chlorotoluene ² (ug/L)	No Standard	<0.50	<0.50	<0.14	<0.14	<0.30	<0.20	<0.16	<0.16
1,2-Dichlorobenzene ² (ug/L)	600 / 60	<0.36	<0.092	<0.16	<0.16	<0.17	<0.21	<0.14	<0.14
Isopropyl benzene (ug/L)	No Standard	<0.076	<0.50	<0.50	<0.50	<0.25	<0.17	<0.18	<0.18

J- Result is less than the LOQ but greater than the LOD.

B- Parameter was detected in the method blank.

LOD- Limit of Detection

²- May be associated with chlorination of well.

LOQ-Limit of Quantification

^u-Quantification was performed on a dilution of the sample.

ug/L- Micrograms per Liter (parts per billion).

- Indicates Detection.

*- Inorganic water quality data available.

ND- No Detect.

P/NP- Present/Not Present

NA- Not Analyzed

- Analytical data obtained from the WDNR Special Well Construction Area Data Base, Town of Hudson, Wisconsin.

TABLE 1 (cont.)

		952 Meadowood Ln.										
ES / PAL		Jun-00	Oct-00	May-01	Jan-03	May-04	Jun-05	Jul-06	Jun-08	Dec-09	May-12	Jun-17
Dichlorodifluoromethane (ug/L)	1000 / 200	<0.14	J ^(0.33)	J ^(0.16)	J ^(0.25)	J ^(0.16)	<0.60	J ^(0.30)	<0.40	<1.0	<0.20	<0.23
Tetrachloroethene (ug/L)	5 / 0.5	<0.13	<0.13	J ^(0.14)	<0.13	J ^(0.28)	<0.40	<0.29	<0.40	<1.0	<0.13	<0.25
trans-1,2-Dichloroethene (ug/L)	100 / 20	<0.11	<0.11	<0.11	<0.11	<0.059	<0.60	<0.40	<0.50	<1.0	<0.14	<0.16
1,1,1-Trichloroethane (ug/L)	200 / 40	<0.19	0.31	<0.19	<0.19	J ^(0.17)	<0.60	<0.50	<0.60	<1.0	<0.19	<0.17
1,1-Dichloroethene (ug/L)	7 / 0.7	<0.10	<0.10	<0.10	<0.10	<0.061	<0.50	<0.30	<0.40	<1.0	<0.19	<0.28
1,2-Dichloroethane (ug/L)	5 / 0.5	<0.27	<0.27	<0.27	<0.27	<0.054	<0.50	<0.50	<0.30	<1.0	<0.37	<0.17
1,1,2-Trichloroethane (ug/L)	5 / 0.5	<0.18	<0.18	<0.18	<0.18	<0.052	<0.40	<0.50	<0.50	<1.0	<0.015	<0.15
Trichloroethene (ug/L)	5 / 0.5	0.39	1.3	1.9	0.71	1.9	1.3	1.7	1.8	1.7	1.4	1.3
1,1-Dichloroethane (ug/L)	850 / 85	<0.26	<0.26	J ^(0.26)	<0.26	<0.057	<0.50	<0.40	<0.40	<1.0	<0.11	<0.17
cis-1,2-Dichloroethene (ug/L)	70 / 7	<0.12	<0.12	J ^(0.15)	<0.12	<0.055	<0.60	<0.40	<0.40	<1.0	<0.085	<0.12
Trichlorofluoromethane (ug/L)	3490 / 698	J ^(0.51)	J ^(0.69)	1.2	<0.51	J ^(0.61)	<0.50	<0.70	J ^(0.71)	<1.0	J ^(0.34)	J ^(1.13)
Chloroethane (ug/L)	400 / 80	<0.24	<0.24	<0.24	<0.24	<0.074	<0.70	<0.60	<0.40	<1.0	<0.22	<0.34
Vinyl chloride (ug/L)	0.2 / 0.02	<0.11	<0.11	<0.11	<0.11	<0.065	<0.12	<0.15	<0.15	<0.40	<0.16	<0.069
Chloromethane (ug/L)	30 / 3	<0.090	<0.090	<0.090	<0.090	<0.074	<0.24	<0.30	<0.30	<4.0	<0.41	<0.25
Methylene chloride (ug/L)	5 / 0.5	<0.45	<0.45	<0.45	<0.45	<0.44	<0.40	<1.0	<0.50	<4.0	<2.0	<0.29
p/m Xylene (ug/L)	Total Xylenes	4.6	<0.31	<0.31	<0.31	<0.13	<1.0	<0.90	<0.50	<2.0	<0.17	<0.11
o-Xylene (ug/L)	2000 / 400	1.3	<0.35	<0.35	<0.35	<0.062	<0.40	<0.60	<0.50	<1.0	<0.077	<0.20
Toluene (ug/L)	800 / 160	9.9	<0.16	<0.16	<0.16	<0.069	<0.40	<0.40	<0.20	<1.0	<0.076	<0.14
Bromodichloromethane ² (ug/L)	0.6 / 0.06	0.84	<0.070	<0.070	<0.070	<0.064	<0.13	<0.15	<0.19	<1.0	<0.11	<0.24
Chloroform ² , (ug/L)	6 / 0.6	1.7	<0.18	<0.18	<0.18	J ^(0.32)	<0.50	<0.50	<0.22	<1.0	<0.10	<0.21
Dibromochloromethane (ug/L)	60/6	J ^(0.38)	<0.29	<0.29	<0.29	<0.055	<0.60	<0.60	<0.23	<1.0	<0.10	<0.16
Ethylbenzene (ug/L)	700/140	0.97	<0.16	<0.16	<0.16	<0.064	<0.50	<0.50	<0.28	<1.0	<0.071	<0.15
Isopropyl benzene (ug/L)	No Standard	<0.22	<0.22	<0.22	0.63	<0.064	<0.40	<0.60	<0.20	<1.0	<0.076	<0.25

		939 Mike Cir.										
ES / PAL		Dec-95	Feb-96	Dec-00	Jun-01	Dec-01	Jun-02	Jan-03	Jul-03	Dec-03	Jun-04	Jan-05
Dichlorodifluoromethane (ug/L)	1000 / 200	<0.080	<0.14	<0.14	<0.14	<0.14	<0.14	<0.14	<0.14	<0.14	<0.063	<0.40
Tetrachloroethene (ug/L)	5 / 0.5	<0.050	<0.13	<0.13	<0.13	<0.13	<0.13	<0.13	<0.13	<0.13	<0.075	<0.40
trans-1,2-Dichloroethene (ug/L)	100 / 20	<0.040	<0.11	<0.11	<0.11	<0.11	<0.11	<0.11	<0.11	<0.11	<0.059	<0.50
1,1,1-Trichloroethane (ug/L)	200 / 40	<0.050	<0.19	<0.19	<0.19	<0.19	<0.19	<0.19	<0.19	<0.19	<0.065	<0.50
1,1-Dichloroethene (ug/L)	7 / 0.7	<0.050	<0.10	<0.10	<0.10	<0.10	<0.10	<0.10	<0.10	<0.10	<0.061	<0.30
1,2-Dichloroethane (ug/L)	5 / 0.5	<0.23	<0.27	<0.27	<0.27	<0.27	<0.27	<0.27	<0.27	<0.27	<0.054	<0.40
1,1,2-Trichloroethane (ug/L)	5 / 0.5	<0.030	<0.18	<0.18	<0.18	<0.18	<0.18	<0.18	<0.18	<0.18	<0.052	<0.40
Trichloroethene (ug/L)	5 / 0.5	<0.06	<0.14	<0.14	J ^(0.20)	<0.14	<0.14	<0.14	J ^(0.18)	<0.14	<0.074	J ^(0.30)
1,1-Dichloroethane (ug/L)	850 / 85	<0.10	<0.26	<0.26	<0.26	<0.26	<0.26	<0.26	<0.26	<0.26	<0.057	<0.50
cis-1,2-Dichloroethene (ug/L)	70 / 7	<0.080	<0.12	<0.12	<0.12	<0.12	<0.12	<0.12	<0.12	<0.12	<0.055	<0.25
Trichlorofluoromethane (ug/L)	3490 / 698	<0.080	<0.51	<0.51	<0.51	<0.51	<0.51	<0.51	<0.51	<0.51	<0.060	<0.50
Chloroethane (ug/L)	400 / 80	<0.050	<0.24	<0.24	<0.24	<0.24	<0.24	<0.24	<0.24	<0.24	<0.074	<0.50
Vinyl chloride (ug/L)	0.2 / 0.02	<0.070	<0.11	<0.11	<0.11	<0.11	<0.11	<0.11	<0.11	<0.11	<0.065	<0.12
Chloromethane (ug/L)	30 / 3	<0.050	<0.090	<0.090	<0.090	<0.090	<0.090	<0.090	<0.090	<0.090	<0.074	<0.30
Methylene chloride (ug/L)	5 / 0.5	<0.27	<0.45	<0.45	<0.45	<0.45	<0.45	<0.45	<0.45	<0.45	<0.44	<0.50
p/m Xylene (ug/L)	Total Xylenes	<0.30	<0.31	<0.31	<0.31	<0.31	<0.31	<0.31	<0.31	<0.31	<0.13	<0.70
o-Xylene (ug/L)	2000 / 400	<0.22	<0.35	<0.35	<0.35	<0.35	<0.35	<0.35	<0.35	<0.35	<0.062	<0.30
Toluene (ug/L)	800 / 160	<0.16	<0.16	<0.16	<0.16	<0.16	<0.16	<0.16	<0.16	<0.16	<0.069	<0.40

J- Result is less than the LOQ but greater than the LOD.

B- Parameter was detected in the method blank.

LOD- Limit of Detection

²- May be associated with chlorination of well.

LOQ-Limit of Quantification

^u- Quantification was performed on a dilution of the sample.

ug/L- Micrograms per Liter (parts per billion).

- Indicates Detection.

*- Inorganic water quality data available.

ND- No Detect.

P/NP- Present/Not Present

NA- Not Analyzed

- Analytical data obtained from the WDNR Special Well Construction Area Data Base, Town of Hudson, Wisconsin.

TABLE 1 (cont.)

	ES / PAL	939 Mike Cir.(cont.)						
		May-05	Dec-05	Jul-06	Dec-06	Dec-07	Jun-08	Nov-08
Dichlorodifluoromethane (ug/L)	1000 / 200	<0.60	<0.60	<0.29	<0.29	<0.40	<0.40	<0.40
Tetrachloroethene (ug/L)	5 / 0.5	<0.40	<0.40	<0.29	<0.29	<0.40	<0.40	<0.40
trans-1,2-Dichloroethene (ug/L)	100 / 20	<0.60	<0.60	<0.40	<0.40	<0.50	<0.50	<0.50
1,1,1-Trichloroethane (ug/L)	200 / 40	<0.60	<0.60	<0.50	<0.50	<0.60	<0.60	<0.60
1,1-Dichloroethene (ug/L)	7 / 0.7	<0.50	<0.50	<0.30	<0.30	<0.40	<0.40	<0.40
1,2-Dichloroethane (ug/L)	5 / 0.5	<0.50	<0.50	<0.50	<0.50	<0.30	<0.30	<0.30
1,1,2-Trichloroethane (ug/L)	5 / 0.5	<0.40	<0.40	<0.50	<0.50	<0.50	<0.50	<0.50
Trichloroethene (ug/L)	5 / 0.5	<0.15	J ^(0.38)	J ^(0.35)	<0.15	<0.15	<0.15	<0.15
1,1-Dichloroethane (ug/L)	850 / 85	<0.50	<0.50	<0.50	<0.50	<0.40	<0.40	<0.40
cis-1,2-Dichloroethene (ug/L)	70 / 7	<0.60	<0.60	<0.40	<0.40	<0.40	<0.40	<0.40
Trichlorofluoromethane (ug/L)	3490 / 698	<0.50	<0.50	<0.70	<0.70	<0.40	<0.40	<0.40
Chloroethane (ug/L)	400 / 80	<0.70	<0.70	<0.60	<0.60	<0.40	<0.40	<0.40
Vinyl chloride (ug/L)	0.2 / 0.02	<0.12	<0.12	<0.15	<0.15	<0.15	<0.15	<0.15
Chloromethane (ug/L)	30 / 3	<0.24	<0.24	<0.30	<0.30	<0.30	<0.30	J ^(0.56)
Methylene chloride (ug/L)	5 / 0.5	<0.40	<0.40	<1.0	<1.0	<0.50	<0.50	<0.50
p/m Xylene (ug/L)	Total Xylenes	<1.0	<1.0	<0.90	<0.90	<0.50	<0.50	<0.50
o-Xylene (ug/L)	2000 / 400	<0.40	<0.40	<0.60	<0.60	<0.50	<0.50	<0.50
Toluene (ug/L)	800 / 160	<0.40	<0.40	<0.40	<0.40	<0.20	<0.20	<0.20

	ES / PAL	940 Mike Cir.*											
		Dec-90	Dec-95	Jun-96	Dec-97	Dec-98	Dec-99	Dec-00	Mar-02	Feb-03	Feb-04	Jan-05	
Dichlorodifluoromethane (ug/L)	1000 / 200		<0.080	<0.14	<0.14	<0.14	<0.14	<0.14	<0.14	<0.14	<0.14	<0.14	<0.40
Tetrachloroethene (ug/L)	5 / 0.5	ND	<0.050	<0.13	<0.13	<0.13	<0.13	<0.13	<0.13	<0.13	<0.13	<0.13	<0.40
trans-1,2-Dichloroethene (ug/L)	100 / 20		<0.040	<0.11	<0.11	<0.11	<0.11	<0.11	<0.11	<0.11	<0.11	<0.11	<0.50
1,1,1-Trichloroethane (ug/L)	200 / 40	ND	<0.050	<0.19	<0.19	<0.19	<0.19	<0.19	<0.19	<0.19	<0.19	<0.19	<0.50
1,1-Dichloroethene (ug/L)	7 / 0.7	ND	<0.050	<0.10	<0.10	<0.10	<0.10	<0.10	<0.10	<0.10	<0.10	<0.10	<0.30
1,2-Dichloroethane (ug/L)	5 / 0.5		<0.23	<0.27	<0.27	<0.27	<0.27	<0.27	<0.27	<0.27	<0.27	<0.27	<0.40
1,1,2-Trichloroethane (ug/L)	5 / 0.5		<0.030	<0.18	<0.18	<0.18	<0.18	<0.18	<0.18	<0.18	<0.18	<0.18	<0.40
Trichloroethene (ug/L)	5 / 0.5	ND	J ^(0.15)	0.65	0.34	J ^(0.29)	0.30	<0.14	J ^(0.19)	<0.14	<0.14	0.29	
1,1-Dichloroethane (ug/L)	850 / 85	ND	<0.10	<0.26	<0.26	<0.26	<0.26	<0.26	<0.26	<0.26	<0.26	<0.26	<0.50
cis-1,2-Dichloroethene (ug/L)	70 / 7		<0.080	<0.12	<0.12	<0.12	<0.12	<0.12	<0.12	<0.12	<0.12	<0.12	<0.25
Trichlorofluoromethane (ug/L)	3490 / 698	ND	<0.080	<0.51	<0.51	<0.51	<0.51	<0.51	<0.51	<0.51	<0.51	<0.51	<0.50
Chloroethane (ug/L)	400 / 80		<0.050	<0.24	<0.24	<0.24	<0.24	<0.24	<0.24	<0.24	<0.24	<0.24	<0.50
Vinyl chloride (ug/L)	0.2 / 0.02		<0.070	<0.11	<0.11	<0.11	<0.11	<0.11	<0.11	<0.11	<0.11	<0.11	<0.12
Chloromethane (ug/L)	30 / 3		B J ^(0.74)	<0.090	<0.090	<0.090	<0.090	<0.090	<0.090	<0.090	<0.090	<0.090	<0.30
Methylene chloride (ug/L)	5 / 0.5		<0.27	<0.45	<0.45	<0.45	<0.45	<0.45	<0.45	<0.45	<0.45	<0.45	<0.50
p/m Xylene (ug/L)	Total Xylenes		<0.30	<0.31	<0.31	<0.31	<0.31	<0.31	<0.31	<0.31	<0.31	<0.31	<0.70
o-Xylene (ug/L)	2000 / 400		<0.22	0.72	<0.35	<0.35	<0.35	<0.35	<0.35	<0.35	<0.35	<0.35	<0.30
Toluene (ug/L)	800 / 160		<0.16	<0.16	<0.16	<0.16	<0.16	<0.16	<0.16	<0.16	<0.16	<0.16	<0.40

J- Result is less than the LOQ but greater than the LOD.

B- Parameter was detected in the method blank.

LOD- Limit of Detection

^z- May be associated with chlorination of well.

LOQ-Limit of Quantification

^u-Quantification was performed on a dilution of the sample.

ug/L- Micrograms per Liter (parts per billion).

^z- Indicates Detection.

*- Inorganic water quality data available.

ND- No Detect.

P/NP- Present/Not Present

NA- Not Analyzed

- Analytical data obtained from the WDNR Special Well Construction Area Data Base, Town of Hudson, Wisconsin.

TABLE 1 (cont.)

	ES / PAL	940 Mike Cir.* (cont)					
		Dec-05	Feb-06	Jun-07	Mar-08	Apr-09	Jun-14
Dichlorodifluoromethane (ug/L)	1000 / 200	<0.60	<0.60	<0.40	<0.40	<1.0	<0.50
Tetrachloroethene (ug/L)	5 / 0.5	<0.40	<0.40	<0.40	<0.40	<1.0	<0.16
trans-1,2-Dichloroethene (ug/L)	100 / 20	<0.60	<0.60	<0.50	<0.50	<1.0	<0.23
1,1,1-Trichloroethane (ug/L)	200 / 40	<0.60	<0.60	<0.60	<0.60	<1.0	<0.26
1,1-Dichloroethene (ug/L)	7 / 0.7	<0.50	<0.50	<0.40	<0.40	<1.0	<0.20
1,2-Dichloroethane (ug/L)	5 / 0.5	<0.40	<0.50	<0.30	<0.30	<1.0	<0.13
1,1,2-Trichloroethane (ug/L)	5 / 0.5	<0.40	<0.40	<0.50	<0.50	<1.0	<0.13
Trichloroethene (ug/L)	5 / 0.5	J ^(0.38)	J ^(0.26)	J ^(0.33)	J ^(0.31)	<0.25	0.52
1,1-Dichloroethane (ug/L)	850 / 85	<0.50	<0.50	<0.40	<0.40	<1.0	<0.16
cis-1,2-Dichloroethene (ug/L)	70 / 7	<0.60	<0.60	<0.40	<0.40	<1.0	<0.13
Trichlorofluoromethane (ug/L)	3490 / 698	<0.50	<0.50	<0.40	<0.40	<1.0	<0.22
Chloroethane (ug/L)	400 / 80	<0.70	<0.70	<0.40	<0.40	<1.0	<0.24
Vinyl chloride (ug/L)	0.2 / 0.02	<0.12	<0.12	<0.15	<0.15	<0.40	<0.20
Chloromethane (ug/L)	30 / 3	<0.24	<0.24	J ^(0.63)	<0.30	<4.0	<0.34
Methylene chloride (ug/L)	5 / 0.5	<0.40	<0.40	<0.50	<0.50	<4.0	<2.0
p/m Xylene (ug/L)	Total Xylenes	<1.0	<1.0	<0.50	<0.50	<2.0	<0.31
o-Xylene (ug/L)	2000 / 400	<0.40	<0.40	<0.50	<0.50	<1.0	<0.094
Toluene (ug/L)	800 / 160	<0.40	<0.40	<0.20	<0.20	<1.0	<0.11

	ES / PAL	942 Mike Cir.											
		May-92	Dec-95	Jun-96	Dec-97	Dec-98	Jan-01	Mar-02	Jan-03	Feb-04	Apr-05	Feb-06	
Dichlorodifluoromethane (ug/L)	1000 / 200		<0.080	<0.14	J ^(0.54)	<0.14	<0.14	<0.14	<0.14	<0.14	<0.14	<0.60	<0.60
Tetrachloroethene (ug/L)	5 / 0.5		<0.050	<0.13	<0.13	<0.13	<0.13	<0.13	<0.13	<0.13	<0.13	<0.40	<0.40
trans-1,2-Dichloroethene (ug/L)	100 / 20		<0.040	<0.11	<0.11	<0.11	<0.11	<0.11	<0.11	<0.11	<0.11	<0.60	<0.60
1,1,1-Trichloroethane (ug/L)	200 / 40		<0.050	<0.19	<0.19	<0.19	<0.19	<0.19	<0.19	<0.19	<0.19	<0.60	<0.60
1,1-Dichloroethene (ug/L)	7 / 0.7		<0.050	<0.10	<0.10	<0.10	<0.10	<0.10	<0.10	<0.10	<0.10	<0.50	<0.50
1,2-Dichloroethane (ug/L)	5 / 0.5		<0.23	<0.27	<0.27	<0.27	<0.27	<0.27	<0.27	<0.27	<0.27	<0.50	<0.50
1,1,2-Trichloroethane (ug/L)	5 / 0.5		<0.030	<0.18	<0.18	<0.18	<0.18	<0.18	<0.18	<0.18	<0.18	<0.40	<0.40
Trichloroethene (ug/L)	5 / 0.5	1.1	J ^(0.22)	0.63	0.40	0.32	J ^(0.29)	J ^(0.25)	0.32	J ^(0.18)	0.64	<0.15	<0.15
1,1-Dichloroethane (ug/L)	850 / 85		<0.10	<0.26	<0.26	<0.26	<0.26	<0.26	<0.26	<0.26	<0.26	<0.50	<0.50
cis-1,2-Dichloroethene (ug/L)	70 / 7		<0.080	<0.12	<0.12	<0.12	<0.12	<0.12	<0.12	<0.12	<0.12	<0.60	<0.60
Trichlorofluoromethane (ug/L)	3490 / 698		<0.080	<0.51	<0.51	<0.51	<0.51	<0.51	<0.51	<0.51	<0.51	<0.50	<0.50
Chloroethane (ug/L)	400 / 80		<0.050	<0.24	<0.24	<0.24	<0.24	<0.24	<0.24	<0.24	<0.24	<0.70	<0.70
Vinyl chloride (ug/L)	0.2 / 0.02		<0.070	<0.11	<0.11	<0.11	<0.11	<0.11	<0.11	<0.11	<0.11	<0.12	<0.12
Chloromethane (ug/L)	30 / 3		B J ^(0.11)	<0.090	J ^(0.48)	<0.090	<0.090	<0.090	<0.090	<0.090	<0.090	<0.24	<0.24
Methylene chloride (ug/L)	5 / 0.5		B J ^(0.3)	<0.45	<0.45	<0.45	<0.45	<0.45	<0.45	<0.45	<0.45	<0.40	<0.40
p/m Xylene (ug/L)	Total Xylenes		<0.030	<0.31	<0.31	<0.31	<0.31	<0.31	<0.31	<0.31	<0.31	<1.0	<1.0
o-Xylene (ug/L)	2000 / 400		<0.22	<0.35	<0.35	<0.35	<0.35	<0.35	<0.35	<0.35	<0.40	<0.40	<0.40
Toluene (ug/L)	800 / 160		<0.16	<0.16	<0.16	<0.16	<0.16	<0.16	<0.16	<0.16	<0.16	<0.40	<0.40

J- Result is less than the LOQ but greater than the LOD.

B- Parameter was detected in the method blank.

LOD- Limit of Detection

²- May be associated with chlorination of well.

LOQ-Limit of Quantification

^u- Quantification was performed on a dilution of the sample.

ug/L- Micrograms per Liter (parts per billion).

- Indicates Detection.

*- Inorganic water quality data available.

ND- No Detect.

P/NP- Present/Not Present

NA- Not Analyzed

- Analytical data obtained from the WDNR Special Well Construction Area Data Base, Town of Hudson, Wisconsin.

TABLE 1 (cont.)

	ES / PAL	942 Mike Cir. (cont.)			
		Mar-07	Dec-07	Apr-09	Jun-14
Dichlorodifluoromethane (ug/L)	1000 / 200	<0.29	<0.40	<1.0	<0.50
Tetrachloroethene (ug/L)	5 / 0.5	<0.29	<0.40	<1.0	<0.16
trans-1,2-Dichloroethene (ug/L)	100 / 20	<0.40	<0.50	<1.0	<0.23
1,1,1-Trichloroethane (ug/L)	200 / 40	<0.50	<0.60	<1.0	<0.26
1,1-Dichloroethene (ug/L)	7 / 0.7	<0.30	<0.40	<1.0	<0.20
1,2-Dichloroethane (ug/L)	5 / 0.5	<0.50	<0.30	<1.0	<0.13
1,1,2-Trichloroethane (ug/L)	5 / 0.5	<0.50	<0.50	<1.0	<0.13
Trichloroethene (ug/L)	5 / 0.5	J ^(0.39)	J ^(0.35)	J ^(0.42)	J ^(0.16)
1,1-Dichloroethane (ug/L)	850 / 85	<0.40	<0.40	<1.0	<0.16
cis-1,2-Dichloroethene (ug/L)	70 / 7	<0.40	<0.40	<1.0	<0.13
Trichlorofluoromethane (ug/L)	3490 / 698	<0.70	<0.40	<1.0	<0.22
Chloroethane (ug/L)	400 / 80	<0.60	<0.40	<1.0	<0.24
Vinyl chloride (ug/L)	0.2 / 0.02	<0.15	<0.15	<0.40	<0.20
Chloromethane (ug/L)	30 / 3	J ^(0.37)	<0.30	<4.0	<0.34
Methylene chloride (ug/L)	5 / 0.5	<1.0	<0.50	<4.0	<2.0
p/m Xylene (ug/L)	Total Xylenes	<0.90	<0.50	<2.0	<0.31
o-Xylene (ug/L)	2000 / 400	<0.60	<0.50	<1.0	<0.094
Toluene (ug/L)	800 / 160	<0.40	<0.20	<1.0	<0.11

	ES / PAL	968 Nord Ln.	
		Jan-85	Dec-95
Dichlorodifluoromethane (ug/L)	1000 / 200		<0.080
Tetrachloroethene (ug/L)	5 / 0.5		J ^(0.20)
trans-1,2-Dichloroethene (ug/L)	100 / 20		<0.040
1,1,1-Trichloroethane (ug/L)	200 / 40		4.1
1,1-Dichloroethene (ug/L)	7 / 0.7		0.83
1,2-Dichloroethane (ug/L)	5 / 0.5		<0.23
1,1,2-Trichloroethane (ug/L)	5 / 0.5		<0.030
Trichloroethene (ug/L)	5 / 0.5	4.4	3.4
1,1-Dichloroethane (ug/L)	850 / 85	1.1	1.1
cis-1,2-Dichloroethene (ug/L)	70 / 7		<0.080
Trichlorofluoromethane (ug/L)	3490 / 698		1.2
Chloroethane (ug/L)	400 / 80		1.2
Vinyl chloride (ug/L)	0.2 / 0.02		<0.070
Chloromethane (ug/L)	30 / 3		B J ^(0.27)
Methylene chloride (ug/L)	5 / 0.5		<0.27
p/m Xylene (ug/L)	Total Xylenes		<0.30
o-Xylene (ug/L)	2000 / 400		<0.22
Toluene (ug/L)	800 / 160		<0.16

J- Result is less than the LOQ but greater than the LOD.

B- Parameter was detected in the method blank.

LOD- Limit of Detection

±- May be associated with chlorination of well.

LOQ-Limit of Quantification

↳ -Quantification was performed on a dilution of the sample.

ug/L- Micrograms per Liter (parts per billion).

Indicates Detection.

*- Inorganic water quality data available.

ND- No Detect.

P/NP- Present/Not Present

NA- Not Analyzed

- Analytical data obtained from the WDNR Special Well Construction Area Data Base, Town of Hudson, Wisconsin.

TABLE 1 (cont.)

	ES / PAL	970 Nord Ln.										
		Jul-85	Aug-85	Mar-86 **	Jun-87	Apr-92	Aug-96	Aug-00	Jun-01	Jun-02	May-03	Jun-04
Dichlorodifluoromethane (ug/L)	1000 / 200						<0.14	<0.14	<0.14	<0.14	<0.14	<0.063
Tetrachloroethene (ug/L)	5 / 0.5		1.1	ND	ND	ND	<0.13	<0.13	<0.13	<0.13	<0.13	<0.075
trans-1,2-Dichloroethene (ug/L)	100 / 20						<0.11	<0.11	<0.11	<0.11	<0.11	<0.059
1,1,1-Trichloroethane (ug/L)	200 / 40	22	21	ND	ND	ND	<0.19	<0.19	<0.19	<0.19	<0.19	<0.065
1,1-Dichloroethene (ug/L)	7 / 0.7	5.0	2.0	ND	ND	ND	<0.10	<0.10	<0.10	<0.10	<0.10	<0.061
1,2-Dichloroethane (ug/L)	5 / 0.5						<0.27	<0.27	<0.27	<0.27	<0.27	<0.054
1,1,2-Trichloroethane (ug/L)	5 / 0.5						<0.18	<0.18	<0.18	<0.18	<0.18	<0.052
Trichloroethene (ug/L)	5 / 0.5	6.0	11	ND	ND	ND	<0.14	<0.14	<0.14	<0.14	<0.14	<0.074
1,1-Dichloroethane (ug/L)	850 / 85		ND	ND	ND	ND	<0.26	<0.26	<0.26	<0.26	<0.26	<0.057
cis-1,2-Dichloroethene (ug/L)	70 / 7						<0.12	<0.12	<0.12	<0.12	<0.12	<0.055
Trichlorofluoromethane (ug/L)	3490 / 698		ND	ND	ND	ND	<0.51	<0.51	<0.51	<0.51	<0.51	<0.060
Chloroethane (ug/L)	400 / 80						<0.24	<0.24	<0.24	<0.24	<0.24	<0.074
Vinyl chloride (ug/L)	0.2 / 0.02						<0.11	<0.11	<0.11	<0.11	<0.11	<0.065
Chloromethane (ug/L)	30 / 3						<0.090	<0.090	<0.090	<0.090	<0.090	<0.074
Methylene chloride (ug/L)	5 / 0.5						<0.45	<0.45	<0.45	<0.45	<0.45	<0.44
p/m Xylene (ug/L)	Total Xylenes						<0.31	<0.31	<0.31	<0.31	<0.31	<0.13
o-Xylene (ug/L)	2000 / 400						<0.35	<0.35	<0.35	<0.35	<0.35	<0.062
Toluene (ug/L)	800 / 160						<0.16	<0.16	<0.16	<0.16	<0.16	<0.069

	ES / PAL	970 Nord Ln. (cont.)			
		May-05	Jul-06	Jul-07	Jul-08
Dichlorodifluoromethane (ug/L)	1000 / 200	<0.60	<0.29	<0.40	<0.40
Tetrachloroethene (ug/L)	5 / 0.5	<0.40	<0.29	<0.40	<0.40
trans-1,2-Dichloroethene (ug/L)	100 / 20	<0.60	<0.40	<0.50	<0.50
1,1,1-Trichloroethane (ug/L)	200 / 40	<0.60	<0.50	<0.60	<0.60
1,1-Dichloroethene (ug/L)	7 / 0.7	<0.50	<0.30	<0.40	<0.40
1,2-Dichloroethane (ug/L)	5 / 0.5	<0.50	<0.50	<0.30	<0.30
1,1,2-Trichloroethane (ug/L)	5 / 0.5	<0.40	<0.50	<0.50	<0.50
Trichloroethene (ug/L)	5 / 0.5	<0.15	<0.15	<0.15	<0.15
1,1-Dichloroethane (ug/L)	850 / 85	<0.50	<0.40	<0.40	<0.40
cis-1,2-Dichloroethene (ug/L)	70 / 7	<0.60	<0.40	<0.40	<0.40
Trichlorofluoromethane (ug/L)	3490 / 698	<0.50	<0.70	<0.40	<0.40
Chloroethane (ug/L)	400 / 80	<0.70	<0.60	<0.40	<0.40
Vinyl chloride (ug/L)	0.2 / 0.02	<0.12	<0.15	<0.15	<0.15
Chloromethane (ug/L)	30 / 3	<0.24	<0.30	<0.30	<0.30
Methylene chloride (ug/L)	5 / 0.5	<0.40	<1.0	<0.50	<0.50
p/m Xylene (ug/L)	Total Xylenes	<1.0	<0.90	<0.50	<0.50
o-Xylene (ug/L)	2000 / 400	<0.40	<0.60	<0.50	<0.50
Toluene (ug/L)	800 / 160	<0.40	<0.40	<0.20	<0.20

J- Result is less than the LOQ but greater than the LOD.

B- Parameter was detected in the method blank.

LOD- Limit of Detection

²- May be associated with chlorination of well.

LOQ-Limit of Quantification

^u-Quantification was performed on a dilution of the sample.

ug/L- Micrograms per Liter (parts per billion).

Indicates Detection.

*- Inorganic water quality data available.

ND- No Detect.

P/NP- Present/Not Present

NA- Not Analyzed

- Analytical data obtained from the WDNR Special Well Construction Area Data Base, Town of Hudson, Wisconsin.

TABLE 1 (cont.)

ES / PAL	972 Nord Ln.	
	Jun-87	Aug-96
Dichlorodifluoromethane (ug/L)	1000 / 200	<0.14
Tetrachloroethene (ug/L)	5 / 0.5	<0.13
trans-1,2-Dichloroethene (ug/L)	100 / 20	<0.11
1,1,1-Trichloroethane (ug/L)	200 / 40	1.5
1,1-Dichloroethene (ug/L)	7 / 0.7	<0.10
1,2-Dichloroethane (ug/L)	5 / 0.5	<0.27
1,1,2-Trichloroethane (ug/L)	5 / 0.5	<0.18
Trichloroethene (ug/L)	5 / 0.5	J ^(0.25)
1,1-Dichloroethane (ug/L)	850 / 85	<0.26
cis-1,2-Dichloroethene (ug/L)	70 / 7	<0.12
Trichlorofluoromethane (ug/L)	3490 / 698	<0.51
Chloroethane (ug/L)	400 / 80	J ^(0.76)
Vinyl chloride (ug/L)	0.2 / 0.02	<0.11
Chloromethane (ug/L)	30 / 3	<0.090
Methylene chloride (ug/L)	5 / 0.5	<0.45
p/m Xylene (ug/L)	Total Xylenes	<0.31
o-Xylene (ug/L)	2000 / 400	<0.35
Toluene (ug/L)	800 / 160	<0.16

ES / PAL	444 Overlook Pass									
	Aug-98	Jun-01	Jun-02	Jun-03	Jun-04	May-05	Jul-06	Aug-06	Jun-08	
Dichlorodifluoromethane (ug/L)	1000 / 200	<0.14	<0.14	<0.14	<0.14	<0.063	<0.60	<0.29	<0.29	<0.40
Tetrachloroethene (ug/L)	5 / 0.5	<0.13	<0.13	<0.13	<0.13	<0.075	<0.40	<0.29	<0.29	<0.40
trans-1,2-Dichloroethene (ug/L)	100 / 20	<0.11	<0.11	<0.11	<0.11	<0.059	<0.60	<0.40	<0.40	<0.50
1,1,1-Trichloroethane (ug/L)	200 / 40	<0.19	<0.19	<0.19	<0.19	<0.065	<0.60	<0.50	<0.50	<0.60
1,1-Dichloroethene (ug/L)	7 / 0.7	<0.10	<0.10	<0.10	<0.10	<0.061	<0.50	<0.30	<0.30	<0.40
1,2-Dichloroethane (ug/L)	5 / 0.5	<0.27	<0.27	<0.27	<0.27	<0.054	<0.50	<0.50	<0.50	<0.30
1,1,2-Trichloroethane (ug/L)	5 / 0.5	<0.18	<0.18	<0.18	<0.18	<0.052	<0.40	<0.50	<0.50	<0.50
Trichloroethene (ug/L)	5 / 0.5	<0.14	<0.14	<0.14	<0.14	<0.074	<0.15	J ^(0.19)	<0.15	<0.15
1,1-Dichloroethane (ug/L)	850 / 85	<0.26	<0.26	<0.26	<0.26	<0.057	<0.50	<0.40	<0.40	<0.40
cis-1,2-Dichloroethene (ug/L)	70 / 7	<0.12	<0.12	<0.12	<0.12	<0.055	<0.60	<0.40	<0.40	<0.40
Trichlorofluoromethane (ug/L)	3490 / 698	<0.51	<0.51	<0.51	<0.51	<0.060	<0.50	<0.70	<0.70	<0.40
Chloroethane (ug/L)	400 / 80	<0.24	<0.24	<0.24	<0.24	<0.074	<0.70	<0.60	<0.60	<0.40
Vinyl chloride (ug/L)	0.2 / 0.02	<0.11	<0.11	<0.11	<0.11	<0.065	<0.12	<0.15	<0.15	<0.15
Chloromethane (ug/L)	30 / 3	<0.090	<0.090	<0.090	<0.090	<0.074	<0.24	<0.30	<0.30	<0.30
Methylene chloride (ug/L)	5 / 0.5	<0.45	<0.45	<0.45	<0.45	<0.44	<0.40	<1.0	<1.0	<0.50
p/m Xylene (ug/L)	Total Xylenes	<0.31	<0.31	<0.31	<0.31	<0.13	<1.0	<0.90	<0.90	<0.50
o-Xylene (ug/L)	2000 / 400	<0.35	<0.35	<0.35	<0.35	<0.062	<0.40	<0.60	<0.60	<0.50
Toluene (ug/L)	800 / 160	<0.16	<0.16	J ^(0.20)	<0.16	<0.069	<0.40	<0.40	<0.40	<0.20
Chloroform (ug/L)	6 / 0.6	<0.18	<0.18	1.4	<0.18	<0.061	<0.50	<0.50	<0.50	<0.22

J- Result is less than the LOQ but greater than the LOD.

B- Parameter was detected in the method blank.

LOD- Limit of Detection

²- May be associated with chlorination of well.

LOQ-Limit of Quantification

^D-Quantification was performed on a dilution of the sample.

ug/L- Micrograms per Liter (parts per billion).

- Indicates Detection.

*- Inorganic water quality data available.

ND- No Detect.

P/NP- Present/Not Present

NA- Not Analyzed

- Analytical data obtained from the WDNR Special Well Construction Area Data Base, Town of Hudson, Wisconsin.

TABLE 1 (cont.)

ES / PAL		446 Overlook Pass									
		Jul-91	Mar-00	Jan-01	Jun-01	Jun-02	Jun-03	Jul-04	May-05	Jul-06	Jul-08
Dichlorodifluoromethane (ug/L)	1000 / 200		<0.14	<0.14	<0.14	<0.14	<0.14	<0.063	<0.60	<0.29	<0.40
Tetrachloroethene (ug/L)	5 / 0.5	ND	<0.13	<0.13	<0.13	<0.13	<0.13	<0.075	<0.40	<0.29	<0.40
trans-1,2-Dichloroethene (ug/L)	100 / 20		<0.11	<0.11	<0.11	<0.11	<0.11	<0.059	<0.60	<0.40	<0.50
1,1,1-Trichloroethane (ug/L)	200 / 40	ND	<0.19	<0.19	<0.19	<0.19	<0.19	<0.065	<0.60	<0.50	<0.60
1,1-Dichloroethene (ug/L)	7 / 0.7	ND	<0.10	<0.10	<0.10	<0.10	<0.10	<0.061	<0.50	<0.30	<0.40
1,2-Dichloroethane (ug/L)	5 / 0.5		<0.27	<0.27	<0.27	<0.27	<0.27	<0.054	<0.50	<0.50	<0.30
1,1,2-Trichloroethane (ug/L)	5 / 0.5		<0.18	<0.18	<0.18	<0.18	<0.18	<0.052	<0.40	<0.50	<0.50
Trichloroethene (ug/L)	5 / 0.5	ND	<0.14	<0.14	<0.14	<0.14	J ^(0.15)	<0.074	<0.15	<0.15	<0.15
1,1-Dichloroethane (ug/L)	850 / 85	ND	<0.26	<0.26	<0.26	<0.26	<0.26	<0.057	<0.50	<0.40	<0.40
cis-1,2-Dichloroethene (ug/L)	70 / 7		<0.12	<0.12	<0.12	<0.12	<0.12	<0.055	<0.60	<0.40	<0.40
Trichlorofluoromethane (ug/L)	3490 / 698	ND	<0.51	<0.51	<0.51	<0.51	<0.51	<0.060	<0.50	<0.70	<0.40
Chloroethane (ug/L)	400 / 80		<0.24	<0.24	<0.24	<0.24	<0.24	<0.074	<0.70	<0.60	<0.40
Vinyl chloride (ug/L)	0.2 / 0.02		<0.11	<0.11	<0.11	<0.11	<0.11	<0.065	<0.12	<0.15	<0.15
Chloromethane (ug/L)	30 / 3		<0.090	<0.090	<0.090	<0.090	<0.090	<0.074	<0.24	<0.30	<0.30
Methylene chloride (ug/L)	5 / 0.5		<0.45	<0.45	<0.45	<0.45	<0.45	<0.44	<0.40	<1.0	<0.50
p/m Xylene (ug/L)	Total Xylenes		<0.31	<0.31	<0.31	<0.31	<0.31	<0.13	<1.0	<0.90	<0.50
o-Xylene (ug/L)	2000 / 400		<0.35	<0.35	<0.35	<0.35	<0.35	<0.062	<0.40	<0.60	<0.50
Toluene (ug/L)	800 / 160		<0.16	<0.16	<0.16	<0.16	<0.16	<0.069	<0.40	<0.40	<0.20

ES / PAL		448 Overlook Pass							
		Aug-98	Jan-01	Jun-01	Jun-02	Jul-03	Jun-05	Jul-06	Jul-08
Dichlorodifluoromethane (ug/L)	1000 / 200	<0.14	<0.14	<0.14	<0.14	<0.14	<0.60	<0.29	<0.40
Tetrachloroethene (ug/L)	5 / 0.5	<0.13	<0.13	<0.13	<0.13	<0.13	<0.40	<0.29	<0.40
trans-1,2-Dichloroethene (ug/L)	100 / 20	<0.11	<0.11	<0.11	<0.11	<0.11	<0.60	<0.40	<0.50
1,1,1-Trichloroethane (ug/L)	200 / 40	<0.19	<0.19	<0.19	<0.19	<0.19	<0.60	<0.50	<0.60
1,1-Dichloroethene (ug/L)	7 / 0.7	<0.10	<0.10	<0.10	<0.10	<0.10	<0.50	<0.30	<0.40
1,2-Dichloroethane (ug/L)	5 / 0.5	<0.27	<0.27	<0.27	<0.27	<0.27	<0.50	<0.50	<0.30
1,1,2-Trichloroethane (ug/L)	5 / 0.5	<0.18	<0.18	<0.18	<0.18	<0.18	<0.40	<0.50	<0.50
Trichloroethene (ug/L)	5 / 0.5	<0.14	<0.14	<0.14	<0.14	<0.14	<0.15	<0.15	J ^(0.26)
1,1-Dichloroethane (ug/L)	850 / 85	<0.26	<0.26	<0.26	<0.26	<0.26	<0.50	<0.40	<0.40
cis-1,2-Dichloroethene (ug/L)	70 / 7	<0.12	<0.12	<0.12	<0.12	<0.12	<0.60	<0.40	<0.40
Trichlorofluoromethane (ug/L)	3490 / 698	<0.51	<0.51	<0.51	<0.51	<0.51	<0.50	<0.70	<0.40
Chloroethane (ug/L)	400 / 80	<0.24	<0.24	<0.24	<0.24	<0.24	<0.70	<0.60	<0.40
Vinyl chloride (ug/L)	0.2 / 0.02	<0.11	<0.11	<0.11	<0.11	<0.11	<0.12	<0.15	<0.15
Chloromethane (ug/L)	30 / 3	<0.090	<0.090	<0.090	<0.090	<0.090	<0.24	<0.30	<0.30
Methylene chloride (ug/L)	5 / 0.5	<0.45	<0.45	<0.45	<0.45	<0.45	<0.40	<1.0	<0.50
p/m Xylene (ug/L)	Total Xylenes	<0.31	<0.31	<0.31	<0.31	<0.31	<1.0	<0.90	<0.50
o-Xylene (ug/L)	2000 / 400	<0.35	<0.35	<0.35	<0.35	<0.35	<0.40	<0.60	<0.50
Toluene (ug/L)	800 / 160	<0.16	<0.16	<0.16	<0.16	<0.16	<0.40	<0.40	<0.20

J- Result is less than the LOQ but greater than the LOD.

B- Parameter was detected in the method blank.

LOD- Limit of Detection

²- May be associated with chlorination of well.

LOQ-Limit of Quantification

^D -Quantification was performed on a dilution of the sample.

ug/L- Micrograms per Liter (parts per billion).

- Indicates Detection.

*- Inorganic water quality data available.

ND- No Detect.

P/NP- Present/Not Present

NA- Not Analyzed

- Analytical data obtained from the WDNR Special Well Construction Area Data Base, Town of Hudson, Wisconsin.

TABLE 1 (cont.)

ES / PAL		450 Overlook Pass								
		Aug-98	Dec-00	Jun-01	Jun-02	Jun-03	Jun-04	May-05	Jul-06	Jun-08
Dichlorodifluoromethane (ug/L)	1000 / 200	<0.14	<0.14	<0.14	<0.14	<0.14	<0.063	<0.60	<0.29	<0.40
Tetrachloroethene (ug/L)	5 / 0.5	<0.13	<0.13	<0.13	<0.13	<0.13	<0.075	<0.40	<0.29	<0.40
trans-1,2-Dichloroethene (ug/L)	100 / 20	<0.11	<0.11	<0.11	<0.11	<0.11	<0.059	<0.60	<0.40	<0.50
1,1,1-Trichloroethane (ug/L)	200 / 40	<0.19	<0.19	<0.19	<0.19	<0.19	<0.065	<0.60	<0.50	<0.60
1,1-Dichloroethene (ug/L)	7 / 0.7	<0.10	<0.10	<0.10	<0.10	<0.10	<0.061	<0.50	<0.30	<0.40
1,2-Dichloroethane (ug/L)	5 / 0.5	<0.27	<0.27	<0.27	<0.27	<0.27	<0.054	<0.50	<0.50	<0.30
1,1,2-Trichloroethane (ug/L)	5 / 0.5	<0.18	<0.18	<0.18	<0.18	<0.18	<0.052	<0.40	<0.50	<0.50
Trichloroethene (ug/L)	5 / 0.5	<0.14	<0.14	<0.14	<0.14	J ^(0.15)	<0.074	<0.15	<0.15	<0.15
1,1-Dichloroethane (ug/L)	850 / 85	<0.26	<0.26	<0.26	<0.26	<0.26	<0.057	<0.50	<0.40	<0.40
cis-1,2-Dichloroethene (ug/L)	70 / 7	<0.12	<0.12	<0.12	<0.12	<0.12	<0.055	<0.60	<0.40	<0.40
Trichlorofluoromethane (ug/L)	3490 / 698	<0.51	<0.51	<0.51	<0.51	<0.51	<0.060	<0.50	<0.70	<0.40
Chloroethane (ug/L)	400 / 80	<0.24	<0.24	<0.24	<0.24	<0.24	<0.074	<0.70	<0.60	<0.40
Vinyl chloride (ug/L)	0.2 / 0.02	<0.11	<0.11	<0.11	<0.11	<0.11	<0.065	<0.12	<0.15	<0.15
Chloromethane (ug/L)	30 / 3	<0.090	<0.090	<0.090	<0.090	<0.090	<0.074	<0.24	<0.30	<0.30
Methylene chloride (ug/L)	5 / 0.5	<0.45	<0.45	<0.45	<0.45	<0.45	<0.44	<0.40	<1.0	<0.50
p/m Xylene (ug/L)	Total Xylenes	<0.31	<0.31	<0.31	<0.31	<0.31	<0.13	<1.0	<0.90	<0.50
o-Xylene (ug/L)	2000 / 400	<0.35	<0.35	<0.35	<0.35	<0.35	<0.062	<0.40	<0.60	<0.50
Toluene (ug/L)	800 / 160	<0.16	<0.16	<0.16	<0.16	<0.16	<0.069	<0.40	<0.40	<0.20

ES / PAL		452 Overlook Pass									
		Aug-98	Mar-00	Jun-01	Jun-02	Jun-03	Jun-04	May-05	Jul-06	Aug-06	Jun-08
Dichlorodifluoromethane (ug/L)	1000 / 200	<0.14	<0.14	<0.14	<0.14	<0.14	<0.063	<0.60	<0.29	<0.29	<0.40
Tetrachloroethene (ug/L)	5 / 0.5	<0.13	<0.13	<0.13	<0.13	<0.13	<0.075	<0.40	<0.29	<0.29	<0.40
trans-1,2-Dichloroethene (ug/L)	100 / 20	<0.11	<0.11	<0.11	<0.11	<0.11	<0.059	<0.60	<0.40	<0.40	<0.50
1,1,1-Trichloroethane (ug/L)	200 / 40	<0.19	<0.19	<0.19	<0.19	<0.19	<0.065	<0.60	<0.50	<0.50	<0.60
1,1-Dichloroethene (ug/L)	7 / 0.7	<0.10	<0.10	<0.10	<0.10	<0.10	<0.061	<0.50	<0.30	<0.30	<0.40
1,2-Dichloroethane (ug/L)	5 / 0.5	<0.27	<0.27	<0.27	<0.27	<0.27	<0.054	<0.50	<0.50	<0.50	<0.30
1,1,2-Trichloroethane (ug/L)	5 / 0.5	<0.18	<0.18	<0.18	<0.18	<0.18	<0.052	<0.40	<0.50	<0.50	<0.50
Trichloroethene (ug/L)	5 / 0.5	<0.14	<0.14	<0.14	<0.14	J ^(0.14)	<0.074	<0.15	J ^(0.18)	<0.15	<0.15
1,1-Dichloroethane (ug/L)	850 / 85	<0.26	<0.26	<0.26	<0.26	<0.26	<0.057	<0.50	<0.40	<0.40	<0.40
cis-1,2-Dichloroethene (ug/L)	70 / 7	<0.12	<0.12	<0.12	<0.12	<0.12	<0.055	<0.60	<0.40	<0.40	<0.40
Trichlorofluoromethane (ug/L)	3490 / 698	<0.51	<0.51	<0.51	<0.51	<0.51	<0.060	<0.50	<0.70	<0.70	<0.40
Chloroethane (ug/L)	400 / 80	<0.24	<0.24	<0.24	<0.24	<0.24	<0.074	<0.70	<0.60	<0.60	<0.40
Vinyl chloride (ug/L)	0.2 / 0.02	<0.11	<0.11	<0.11	<0.11	<0.11	<0.065	<0.12	<0.15	<0.15	<0.15
Chloromethane (ug/L)	30 / 3	<0.090	<0.090	<0.090	<0.090	<0.090	<0.074	<0.24	<0.30	<0.30	<0.30
Methylene chloride (ug/L)	5 / 0.5	<0.45	<0.45	<0.45	<0.45	<0.45	<0.44	<0.40	<1.0	<1.0	<0.50
p/m Xylene (ug/L)	Total Xylenes	<0.31	<0.31	<0.31	<0.31	<0.31	<0.13	<1.0	<0.90	<0.90	<0.50
o-Xylene (ug/L)	2000 / 400	<0.35	<0.35	<0.35	<0.35	<0.35	<0.062	<0.40	<0.60	<0.60	<0.50
Toluene (ug/L)	800 / 160	<0.16	<0.16	<0.16	<0.16	<0.16	<0.069	<0.40	<0.40	<0.40	<0.20

J- Result is less than the LOQ but greater than the LOD.

B- Parameter was detected in the method blank.

LOD- Limit of Detection

²- May be associated with chlorination of well.

LOQ-Limit of Quantification

^D -Quantification was performed on a dilution of the sample.

ug/L- Micrograms per Liter (parts per billion).

- Indicates Detection.

*- Inorganic water quality data available.

ND- No Detect.

P/NP- Present/Not Present

NA- Not Analyzed

- Analytical data obtained from the WDNR Special Well Construction Area Data Base, Town of Hudson, Wisconsin.

TABLE 1 (cont.)

ES / PAL		453 Overlook Pass												
		Aug-98	Mar-00	Dec-00	Jun-01	Dec-01	Jan-03	Jul-03	Dec-03	Jul-04	Jan-05	May-05	Dec-05	
Dichlorodifluoromethane (ug/L)	1000 / 200	<0.14	<0.14	<0.14	<0.14	<0.14	<0.14	<0.14	<0.14	<0.14	<0.063	<0.40	<0.60	<0.60
Tetrachloroethene (ug/L)	5 / 0.5	<0.13	<0.13	<0.13	<0.13	<0.13	<0.13	<0.13	<0.13	<0.13	<0.075	<0.40	<0.40	<0.40
trans-1,2-Dichloroethene (ug/L)	100 / 20	<0.11	<0.11	<0.11	<0.11	<0.11	<0.11	<0.11	<0.11	<0.11	<0.059	<0.50	<0.60	<0.60
1,1,1-Trichloroethane (ug/L)	200 / 40	<0.19	<0.19	<0.19	<0.19	<0.19	<0.19	<0.19	<0.19	<0.19	<0.065	<0.50	<0.60	<0.60
1,1-Dichloroethene (ug/L)	7 / 0.7	<0.10	<0.10	<0.10	<0.10	<0.10	<0.10	<0.10	<0.10	<0.10	<0.061	<0.30	<0.50	<0.50
1,2-Dichloroethane (ug/L)	5 / 0.5	<0.27	<0.27	<0.27	<0.27	<0.27	<0.27	<0.27	<0.27	<0.27	<0.054	<0.40	<0.50	<0.50
1,1,2-Trichloroethane (ug/L)	5 / 0.5	<0.18	<0.18	<0.18	<0.18	<0.18	<0.18	<0.18	<0.18	<0.18	<0.052	<0.40	<0.40	<0.40
Trichloroethene (ug/L)	5 / 0.5	<0.14	<0.14	<0.14	<0.14	<0.14	J ^(0.20)	J ^(0.14)	<0.14	<0.14	<0.074	0.24	<0.15	<0.15
1,1-Dichloroethane (ug/L)	850 / 85	<0.26	<0.26	<0.26	<0.26	<0.26	<0.26	<0.26	<0.26	<0.26	<0.057	<0.50	<0.50	<0.50
cis-1,2-Dichloroethene (ug/L)	70 / 7	<0.12	<0.12	<0.12	<0.12	<0.12	<0.12	<0.12	<0.12	<0.12	<0.055	<0.25	<0.60	<0.60
Trichlorofluoromethane (ug/L)	3490 / 698	<0.51	<0.51	<0.51	<0.51	<0.51	<0.51	<0.51	<0.51	<0.51	<0.060	<0.50	<0.50	<0.50
Chloroethane (ug/L)	400 / 80	<0.24	<0.24	<0.24	<0.24	<0.24	<0.24	<0.24	<0.24	<0.24	<0.074	<0.50	<0.70	<0.70
Vinyl chloride (ug/L)	0.2 / 0.02	<0.11	<0.11	<0.11	<0.11	<0.11	<0.11	<0.11	<0.11	<0.11	<0.065	<0.12	<0.12	<0.12
Chloromethane (ug/L)	30 / 3	<0.090	<0.090	<0.090	<0.090	<0.090	<0.090	<0.090	<0.090	<0.090	<0.074	<0.30	<0.24	<0.24
Methylene chloride (ug/L)	5 / 0.5	<0.45	<0.45	<0.45	<0.45	<0.45	<0.45	<0.45	<0.45	<0.45	<0.44	<0.50	<0.40	<0.40
p/m Xylene (ug/L)	Total Xylenes	<0.31	<0.31	<0.31	<0.31	<0.31	<0.31	<0.31	<0.31	<0.31	<0.13	<0.70	<1.0	<1.0
o-Xylene (ug/L)	2000 / 400	<0.35	<0.35	<0.35	<0.35	<0.35	<0.35	<0.35	<0.35	<0.35	<0.062	<0.30	<0.40	<0.40
Toluene (ug/L)	800 / 160	<0.16	<0.16	<0.16	<0.16	<0.16	<0.16	<0.16	<0.16	<0.16	<0.069	<0.40	<0.40	<0.40

ES / PAL		453 Overlook Pass (cont.)		
		Aug-06	Dec-06	Jul-08
Dichlorodifluoromethane (ug/L)	1000 / 200	<0.29	<0.29	<0.40
Tetrachloroethene (ug/L)	5 / 0.5	<0.29	<0.29	<0.40
trans-1,2-Dichloroethene (ug/L)	100 / 20	<0.40	<0.40	<0.50
1,1,1-Trichloroethane (ug/L)	200 / 40	<0.50	<0.50	<0.60
1,1-Dichloroethene (ug/L)	7 / 0.7	<0.30	<0.30	<0.40
1,2-Dichloroethane (ug/L)	5 / 0.5	<0.50	<0.50	<0.30
1,1,2-Trichloroethane (ug/L)	5 / 0.5	<0.50	<0.50	<0.50
Trichloroethene (ug/L)	5 / 0.5	<0.15	<0.15	<0.15
1,1-Dichloroethane (ug/L)	850 / 85	<0.40	<0.40	<0.40
cis-1,2-Dichloroethene (ug/L)	70 / 7	<0.40	<0.40	<0.40
Trichlorofluoromethane (ug/L)	3490 / 698	<0.70	<0.70	<0.40
Chloroethane (ug/L)	400 / 80	<0.60	<0.60	<0.40
Vinyl chloride (ug/L)	0.2 / 0.02	<0.15	<0.15	<0.15
Chloromethane (ug/L)	30 / 3	<0.30	<0.30	<0.30
Methylene chloride (ug/L)	5 / 0.5	<1.0	<1.0	<0.50
p/m Xylene (ug/L)	Total Xylenes	<0.90	<0.90	<0.50
o-Xylene (ug/L)	2000 / 400	<0.60	<0.60	<0.50
Toluene (ug/L)	800 / 160	<0.40	<0.40	<0.20

J- Result is less than the LOQ but greater than the LOD.

B- Parameter was detected in the method blank.

LOD- Limit of Detection

²- May be associated with chlorination of well.

LOQ-Limit of Quantification

^D -Quantification was performed on a dilution of the sample.

ug/L- Micrograms per Liter (parts per billion).

- Indicates Detection.

*- Inorganic water quality data available.

ND- No Detect.

P/NP- Present/Not Present

NA- Not Analyzed

- Analytical data obtained from the WDNR Special Well Construction Area Data Base, Town of Hudson, Wisconsin.

TABLE 1 (cont.)

ES / PAL		454 Overlook Pass											
		Apr-92	Jun-96	Sep-98	Feb-00	Jan-01	Jun-01	Jan-02	Jun-02	Jan-03	Jul-03	Jan-04	Jul-04
Dichlorodifluoromethane (ug/L)	1000 / 200		<0.14	<0.14	<0.14	<0.14	<0.14	<0.14	<0.14	<0.14	<0.14	<0.14	<0.063
Tetrachloroethene (ug/L)	5 / 0.5	ND	<0.13	<0.13	<0.13	<0.13	<0.13	<0.13	<0.13	<0.13	<0.13	<0.13	<0.075
trans-1,2-Dichloroethene (ug/L)	100 / 20		<0.11	<0.11	<0.11	<0.11	<0.11	<0.11	<0.11	<0.11	<0.11	<0.11	<0.059
1,1,1-Trichloroethane (ug/L)	200 / 40	ND	<0.19	<0.19	<0.19	<0.19	<0.19	<0.19	<0.19	<0.19	<0.19	<0.19	<0.065
1,1-Dichloroethene (ug/L)	7 / 0.7	ND	<0.10	<0.10	<0.10	<0.10	<0.10	<0.10	<0.10	<0.10	<0.10	<0.10	<0.061
1,2-Dichloroethane (ug/L)	5 / 0.5		<0.27	<0.27	<0.27	<0.27	<0.27	<0.27	<0.27	<0.27	<0.27	<0.27	<0.054
1,1,2-Trichloroethane (ug/L)	5 / 0.5		<0.18	<0.18	<0.18	<0.18	<0.18	<0.18	<0.18	<0.18	<0.18	<0.18	<0.052
Trichloroethene (ug/L)	5 / 0.5	ND	0.47	0.33	<0.14	<0.14	<0.14	<0.14	<0.14	<0.14	<0.14	<0.14	<0.074
1,1-Dichloroethane (ug/L)	850 / 85	ND	<0.26	<0.26	<0.26	<0.26	<0.26	<0.26	<0.26	<0.26	<0.26	<0.26	<0.057
cis-1,2-Dichloroethene (ug/L)	70 / 7		<0.12	<0.12	<0.12	<0.12	<0.12	<0.12	<0.12	<0.12	<0.12	<0.12	<0.055
Trichlorofluoromethane (ug/L)	3490 / 698	ND	<0.51	<0.51	<0.51	<0.51	<0.51	<0.51	<0.51	<0.51	<0.51	<0.51	<0.060
Chloroethane (ug/L)	400 / 80		<0.24	<0.24	<0.24	<0.24	<0.24	<0.24	<0.24	<0.24	<0.24	<0.24	<0.074
Vinyl chloride (ug/L)	0.2 / 0.02		<0.11	<0.11	<0.11	<0.11	<0.11	<0.11	<0.11	<0.11	<0.11	<0.11	<0.065
Chloromethane (ug/L)	30 / 3		<0.090	<0.090	<0.090	<0.090	<0.090	<0.090	<0.090	<0.090	<0.090	<0.090	<0.074
Methylene chloride (ug/L)	5 / 0.5		<0.45	<0.45	<0.45	<0.45	<0.45	<0.45	<0.45	<0.45	<0.45	<0.45	<0.44
p/m Xylene (ug/L)	Total Xylenes		<0.31	<0.31	<0.31	<0.31	<0.31	<0.31	<0.31	<0.31	<0.31	<0.31	<0.13
o-Xylene (ug/L)	2000 / 400		0.51	<0.35	<0.35	<0.35	<0.35	<0.35	<0.35	<0.35	<0.35	<0.35	<0.062
Toluene (ug/L)	800 / 160		<0.16	<0.16	<0.16	<0.16	<0.16	<0.16	<0.16	<0.16	<0.16	<0.16	<0.069

ES / PAL		454 Overlook Pass (cont.)		
		Jan-05	Dec-06	Jul-08
Dichlorodifluoromethane (ug/L)	1000 / 200	<0.40	<0.29	<0.40
Tetrachloroethene (ug/L)	5 / 0.5	<0.40	<0.29	<0.40
trans-1,2-Dichloroethene (ug/L)	100 / 20	<0.50	<0.40	<0.50
1,1,1-Trichloroethane (ug/L)	200 / 40	<0.50	<0.50	<0.60
1,1-Dichloroethene (ug/L)	7 / 0.7	<0.30	<0.30	<0.40
1,2-Dichloroethane (ug/L)	5 / 0.5	<0.40	<0.50	<0.30
1,1,2-Trichloroethane (ug/L)	5 / 0.5	<0.40	<0.50	<0.50
Trichloroethene (ug/L)	5 / 0.5	0.23	J ^(0.30)	<0.15
1,1-Dichloroethane (ug/L)	850 / 85	<0.50	<0.40	<0.40
cis-1,2-Dichloroethene (ug/L)	70 / 7	<0.25	<0.40	<0.40
Trichlorofluoromethane (ug/L)	3490 / 698	<0.50	<0.70	<0.40
Chloroethane (ug/L)	400 / 80	<0.50	<0.60	<0.40
Vinyl chloride (ug/L)	0.2 / 0.02	<0.12	<0.15	<0.15
Chloromethane (ug/L)	30 / 3	<0.30	<0.30	<0.30
Methylene chloride (ug/L)	5 / 0.5	<0.50	<1.0	<0.50
p/m Xylene (ug/L)	Total Xylenes	<0.70	<0.90	<0.50
o-Xylene (ug/L)	2000 / 400	<0.30	<0.60	<0.50
Toluene (ug/L)	800 / 160	<0.40	<0.40	<0.20

J- Result is less than the LOQ but greater than the LOD.

B- Parameter was detected in the method blank.

LOD- Limit of Detection

²- May be associated with chlorination of well.

LOQ-Limit of Quantification

^D -Quantification was performed on a dilution of the sample.

ug/L- Micrograms per Liter (parts per billion).

- Indicates Detection.

*- Inorganic water quality data available.

ND- No Detect.

P/NP- Present/Not Present

NA- Not Analyzed

- Analytical data obtained from the WDNR Special Well Construction Area Data Base, Town of Hudson, Wisconsin.

TABLE 1 (cont.)

ES / PAL		455 Overlook Pass									
		Aug-98	Mar-00	Jun-01	Jun-02	Jun-03	Jul-04	May-05	Jul-06	Aug-06	Jun-08
Dichlorodifluoromethane (ug/L)	1000 / 200	<0.14	<0.14	<0.14	<0.14	<0.14	<0.063	<0.60	<0.29	<0.29	<0.40
Tetrachloroethene (ug/L)	5 / 0.5	<0.13	<0.13	<0.13	<0.13	<0.13	<0.075	<0.40	<0.29	<0.29	<0.40
trans-1,2-Dichloroethene (ug/L)	100 / 20	<0.11	<0.11	<0.11	<0.11	<0.11	<0.059	<0.60	<0.40	<0.40	<0.50
1,1,1-Trichloroethane (ug/L)	200 / 40	<0.19	<0.19	<0.19	<0.19	<0.19	<0.065	<0.60	<0.50	<0.50	<0.60
1,1-Dichloroethene (ug/L)	7 / 0.7	<0.10	<0.10	<0.10	<0.10	<0.10	<0.061	<0.50	<0.30	<0.30	<0.40
1,2-Dichloroethane (ug/L)	5 / 0.5	<0.27	<0.27	<0.27	<0.27	<0.27	<0.054	<0.50	<0.50	<0.50	<0.30
1,1,2-Trichloroethane (ug/L)	5 / 0.5	<0.18	<0.18	<0.18	<0.18	<0.18	<0.052	<0.40	<0.50	<0.50	<0.50
Trichloroethene (ug/L)	5 / 0.5	<0.14	<0.14	<0.14	<0.14	J ^(0.17)	<0.074	<0.15	J ^(0.18)	<0.15	<0.15
1,1-Dichloroethane (ug/L)	850 / 85	<0.26	<0.26	<0.26	<0.26	<0.26	<0.057	<0.50	<0.40	<0.40	<0.40
cis-1,2-Dichloroethene (ug/L)	70 / 7	<0.12	<0.12	<0.12	<0.12	<0.12	<0.055	<0.60	<0.40	<0.40	<0.40
Trichlorofluoromethane (ug/L)	3490 / 698	<0.51	<0.51	<0.51	<0.51	<0.51	<0.060	<0.50	<0.70	<0.70	<0.40
Chloroethane (ug/L)	400 / 80	<0.24	<0.24	<0.24	<0.24	<0.24	<0.074	<0.70	<0.60	<0.60	<0.40
Vinyl chloride (ug/L)	0.2 / 0.02	<0.11	<0.11	<0.11	<0.11	<0.11	<0.065	<0.12	<0.15	<0.15	<0.15
Chloromethane (ug/L)	30 / 3	<0.090	<0.090	<0.090	<0.090	<0.090	<0.074	<0.24	J ^(0.37)	J ^(0.37)	<0.30
Methylene chloride (ug/L)	5 / 0.5	<0.45	<0.45	<0.45	<0.45	<0.45	<0.44	<0.40	<1.0	<1.0	<0.50
p/m Xylene (ug/L)	Total Xylenes	<0.31	<0.31	<0.31	<0.31	<0.31	<0.13	<1.0	<0.90	<0.90	<0.50
o-Xylene (ug/L)	2000 / 400	<0.35	<0.35	<0.35	<0.35	<0.35	<0.062	<0.40	<0.60	<0.60	<0.50
Toluene (ug/L)	800 / 160	<0.16	<0.16	<0.16	<0.16	<0.16	<0.069	<0.40	<0.40	<0.40	<0.20

ES / PAL		456 Overlook Pass								
		Aug-98	Apr-00	Jun-01	Jun-02	Jun-03	Jun-04	May-05	Jul-06	Jul-08
Dichlorodifluoromethane (ug/L)	1000 / 200	<0.14	<0.14	<0.14	<0.14	<0.14	<0.063	<0.60	<0.29	<0.40
Tetrachloroethene (ug/L)	5 / 0.5	<0.13	<0.13	<0.13	<0.13	<0.13	<0.075	<0.40	<0.29	<0.40
trans-1,2-Dichloroethene (ug/L)	100 / 20	<0.11	<0.11	<0.11	<0.11	<0.11	<0.059	<0.60	<0.40	<0.50
1,1,1-Trichloroethane (ug/L)	200 / 40	<0.19	<0.19	<0.19	<0.19	<0.19	<0.065	<0.60	<0.50	<0.60
1,1-Dichloroethene (ug/L)	7 / 0.7	<0.10	<0.10	<0.10	<0.10	<0.10	<0.061	<0.50	<0.30	<0.40
1,2-Dichloroethane (ug/L)	5 / 0.5	<0.27	<0.27	<0.27	<0.27	<0.27	<0.054	<0.50	<0.50	<0.30
1,1,2-Trichloroethane (ug/L)	5 / 0.5	<0.18	<0.18	<0.18	<0.18	<0.18	<0.052	<0.40	<0.50	<0.50
Trichloroethene (ug/L)	5 / 0.5	<0.14	<0.14	J ^(0.17)	<0.14	J ^(0.17)	<0.074	<0.15	<0.15	<0.15
1,1-Dichloroethane (ug/L)	850 / 85	<0.26	<0.26	<0.26	<0.26	<0.26	<0.057	<0.50	<0.40	<0.40
cis-1,2-Dichloroethene (ug/L)	70 / 7	<0.12	<0.12	<0.12	<0.12	<0.12	<0.055	<0.60	<0.40	<0.40
Trichlorofluoromethane (ug/L)	3490 / 698	<0.51	<0.51	<0.51	<0.51	<0.51	<0.060	<0.50	<0.70	<0.40
Chloroethane (ug/L)	400 / 80	<0.24	<0.24	<0.24	<0.24	<0.24	<0.074	<0.70	<0.60	<0.40
Vinyl chloride (ug/L)	0.2 / 0.02	<0.11	<0.11	<0.11	<0.11	<0.11	<0.065	<0.12	<0.15	<0.15
Chloromethane (ug/L)	30 / 3	<0.090	J ^(0.15)	<0.090	<0.090	<0.090	<0.074	<0.24	<0.30	<0.30
Methylene chloride (ug/L)	5 / 0.5	<0.45	<0.45	<0.45	<0.45	<0.45	<0.44	<0.40	<1.0	<0.50
p/m Xylene (ug/L)	Total Xylenes	<0.31	<0.31	<0.31	<0.31	<0.31	<0.13	<1.0	<0.90	<0.50
o-Xylene (ug/L)	2000 / 400	<0.35	<0.35	<0.35	<0.35	<0.35	<0.062	<0.40	<0.60	<0.50
Toluene (ug/L)	800 / 160	<0.16	<0.16	<0.16	<0.16	<0.16	<0.069	<0.40	<0.40	<0.20

J- Result is less than the LOQ but greater than the LOD.

B- Parameter was detected in the method blank.

LOD- Limit of Detection

²- May be associated with chlorination of well.

LOQ-Limit of Quantification

^D -Quantification was performed on a dilution of the sample.

ug/L- Micrograms per Liter (parts per billion).

- Indicates Detection.

*- Inorganic water quality data available.

ND- No Detect.

P/NP- Present/Not Present

NA- Not Analyzed

- Analytical data obtained from the WDNR Special Well Construction Area Data Base, Town of Hudson, Wisconsin.

TABLE 1 (cont.)

ES / PAL		457 Overlook Pass											
		Jan-99	Jul-01	Jan-01	Dec-01	Jun-02	Feb-03	Jul-03	Jan-04	Jun-04	Jan-05	Jun-05	Dec-05
Dichlorodifluoromethane (ug/L)	1000 / 200	<0.14	<0.14	<0.14	<0.14	<0.14	<0.14	<0.14	<0.14	<0.063	2.1	<0.60	<0.60
Tetrachloroethene (ug/L)	5 / 0.5	<0.13	<0.13	<0.13	<0.13	<0.13	<0.13	<0.13	<0.13	<0.075	<0.40	<0.40	<0.40
trans-1,2-Dichloroethene (ug/L)	100 / 20	<0.11	<0.11	<0.11	<0.11	<0.11	<0.11	<0.11	<0.11	<0.059	<0.50	<0.60	<0.60
1,1,1-Trichloroethane (ug/L)	200 / 40	<0.19	<0.19	<0.19	<0.19	<0.19	<0.19	<0.19	<0.19	<0.065	<0.50	<0.60	<0.60
1,1-Dichloroethene (ug/L)	7 / 0.7	<0.10	<0.10	<0.10	<0.10	<0.10	<0.10	<0.10	<0.10	<0.061	<0.30	<0.50	<0.50
1,2-Dichloroethane (ug/L)	5 / 0.5	<0.27	<0.27	<0.27	<0.27	<0.27	<0.27	<0.27	<0.27	<0.054	<0.40	<0.50	<0.50
1,1,2-Trichloroethane (ug/L)	5 / 0.5	<0.18	<0.18	<0.18	<0.18	<0.18	<0.18	<0.18	<0.18	<0.052	<0.40	<0.40	<0.40
Trichloroethene (ug/L)	5 / 0.5	J ^(0.18)	J ^(0.29)	<0.14	<0.14	<0.14	<0.14	<0.14	<0.14	<0.074	J ^(0.20)	<0.15	<0.15
1,1-Dichloroethane (ug/L)	850 / 85	<0.26	<0.26	<0.26	<0.26	<0.26	<0.26	<0.26	<0.26	<0.057	<0.50	<0.50	<0.50
cis-1,2-Dichloroethene (ug/L)	70 / 7	<0.12	<0.12	<0.12	<0.12	<0.12	<0.12	<0.12	<0.12	<0.055	<0.25	<0.60	<0.60
Trichlorofluoromethane (ug/L)	3490 / 698	<0.51	<0.51	<0.51	<0.51	<0.51	<0.51	<0.51	<0.51	<0.060	<0.50	<0.50	<0.50
Chloroethane (ug/L)	400 / 80	<0.24	<0.24	<0.24	<0.24	<0.24	<0.24	<0.24	<0.24	<0.074	<0.50	<0.70	<0.70
Vinyl chloride (ug/L)	0.2 / 0.02	<0.11	<0.11	<0.11	<0.11	<0.11	<0.11	<0.11	<0.11	<0.065	<0.12	<0.12	<0.12
Chloromethane (ug/L)	30 / 3	<0.090	<0.090	<0.090	<0.090	<0.090	<0.090	<0.090	<0.090	<0.074	<0.30	<0.24	<0.24
Methylene chloride (ug/L)	5 / 0.5	<0.45	<0.45	<0.45	<0.45	<0.45	<0.45	<0.45	<0.45	<0.44	<0.50	<0.40	<0.40
p/m Xylene (ug/L)	Total Xylenes	<0.31	<0.31	<0.31	<0.31	<0.31	<0.31	<0.31	<0.31	<0.13	<0.70	<1.0	<1.0
o-Xylene (ug/L)	2000 / 400	<0.35	<0.35	<0.35	<0.35	<0.35	<0.35	<0.35	<0.35	<0.062	<0.30	<0.40	<0.40
Toluene (ug/L)	800 / 160	<0.16	<0.16	<0.16	<0.16	<0.16	<0.16	<0.16	<0.16	<0.069	<0.40	<0.40	<0.40

ES / PAL		457 Overlook Pass (cont.)		
		Jul-06	Dec-06	Jul-08
Dichlorodifluoromethane (ug/L)	1000 / 200	<0.29	<0.29	<0.40
Tetrachloroethene (ug/L)	5 / 0.5	<0.29	<0.29	<0.40
trans-1,2-Dichloroethene (ug/L)	100 / 20	<0.40	<0.40	<0.50
1,1,1-Trichloroethane (ug/L)	200 / 40	<0.50	<0.50	<0.60
1,1-Dichloroethene (ug/L)	7 / 0.7	<0.30	<0.30	<0.40
1,2-Dichloroethane (ug/L)	5 / 0.5	<0.50	<0.50	<0.30
1,1,2-Trichloroethane (ug/L)	5 / 0.5	<0.50	<0.50	<0.50
Trichloroethene (ug/L)	5 / 0.5	<0.15	<0.15	<0.15
1,1-Dichloroethane (ug/L)	850 / 85	<0.40	<0.40	<0.40
cis-1,2-Dichloroethene (ug/L)	70 / 7	<0.40	<0.40	<0.40
Trichlorofluoromethane (ug/L)	3490 / 698	<0.70	<0.70	<0.40
Chloroethane (ug/L)	400 / 80	<0.60	<0.60	<0.40
Vinyl chloride (ug/L)	0.2 / 0.02	<0.15	<0.15	<0.15
Chloromethane (ug/L)	30 / 3	<0.30	<0.30	<0.30
Methylene chloride (ug/L)	5 / 0.5	<1.0	<1.0	<0.50
p/m Xylene (ug/L)	Total Xylenes	<0.90	<0.90	<0.50
o-Xylene (ug/L)	2000 / 400	<0.60	<0.60	<0.50
Toluene (ug/L)	800 / 160	<0.40	<0.40	<0.20

J- Result is less than the LOQ but greater than the LOD.

B- Parameter was detected in the method blank.

LOD- Limit of Detection

²- May be associated with chlorination of well.

LOQ-Limit of Quantification

^D -Quantification was performed on a dilution of the sample.

ug/L- Micrograms per Liter (parts per billion).

- Indicates Detection.

*- Inorganic water quality data available.

ND- No Detect.

P/NP- Present/Not Present

NA- Not Analyzed

- Analytical data obtained from the WDNR Special Well Construction Area Data Base, Town of Hudson, Wisconsin.

TABLE 1 (cont.)

ES / PAL		458 Overlook Pass											
		Aug-98	Jan-01	Jun-01	Jan-02	Jun-02	Jan-03	Jan-04	Jul-04	Jan-05	Jun-05	Dec-05	Jul-06
Dichlorodifluoromethane (ug/L)	1000 / 200	<0.14	<0.14	<0.14	<0.14	<0.14	<0.14	<0.14	<0.063	<0.40	<0.60	<0.60	<0.29
Tetrachloroethene (ug/L)	5 / 0.5	<0.13	<0.13	<0.13	<0.13	<0.13	<0.13	<0.13	<0.075	<0.40	<0.40	<0.40	<0.29
trans-1,2-Dichloroethene (ug/L)	100 / 20	<0.11	<0.11	<0.11	<0.11	<0.11	<0.11	<0.11	<0.059	<0.50	<0.60	<0.60	<0.40
1,1,1-Trichloroethane (ug/L)	200 / 40	<0.19	<0.19	<0.19	<0.19	<0.19	<0.19	<0.19	<0.065	<0.50	<0.60	<0.60	<0.50
1,1-Dichloroethene (ug/L)	7 / 0.7	<0.10	<0.10	<0.10	<0.10	<0.10	<0.10	<0.10	<0.061	<0.30	<0.50	<0.50	<0.30
1,2-Dichloroethane (ug/L)	5 / 0.5	<0.27	<0.27	<0.27	<0.27	<0.27	<0.27	<0.27	<0.054	<0.40	<0.50	<0.50	<0.50
1,1,2-Trichloroethane (ug/L)	5 / 0.5	<0.18	<0.18	<0.18	<0.18	<0.18	<0.18	<0.18	<0.052	<0.40	<0.40	<0.40	<0.50
Trichloroethene (ug/L)	5 / 0.5	J ^(0.26)	<0.14	J ^(0.17)	<0.14	<0.14	J ^(0.23)	<0.14	<0.074	J ^(0.23)	<0.15	J ^(0.30)	J ^(0.20)
1,1-Dichloroethane (ug/L)	850 / 85	<0.26	<0.26	<0.26	<0.26	<0.26	<0.26	<0.26	<0.057	<0.50	<0.50	<0.50	<0.40
cis-1,2-Dichloroethene (ug/L)	70 / 7	<0.12	<0.12	<0.12	<0.12	<0.12	<0.12	<0.12	<0.055	<0.25	<0.60	<0.60	<0.40
Trichlorofluoromethane (ug/L)	3490 / 698	<0.51	<0.51	<0.51	<0.51	<0.51	<0.51	<0.51	<0.060	<0.50	<0.50	<0.50	<0.70
Chloroethane (ug/L)	400 / 80	<0.24	<0.24	<0.24	<0.24	<0.24	<0.24	<0.24	<0.074	<0.50	<0.70	<0.70	<0.60
Vinyl chloride (ug/L)	0.2 / 0.02	<0.11	<0.11	<0.11	<0.11	<0.11	<0.11	<0.11	<0.065	<0.12	<0.12	<0.12	<0.15
Chloromethane (ug/L)	30 / 3	<0.090	<0.090	<0.090	<0.090	<0.090	<0.090	<0.090	<0.074	<0.30	<0.24	<0.24	<0.30
Methylene chloride (ug/L)	5 / 0.5	<0.45	<0.45	<0.45	<0.45	<0.45	<0.45	<0.45	<0.44	<0.50	<0.40	<0.40	<1.0
p/m Xylene (ug/L)	Total Xylenes	<0.31	<0.31	<0.31	<0.31	<0.31	<0.31	<0.31	<0.13	<0.70	<1.0	<1.0	<0.90
o-Xylene (ug/L)	2000 / 400	<0.35	<0.35	<0.35	<0.35	<0.35	<0.35	<0.35	<0.062	<0.30	<0.40	<0.40	<0.60
Toluene (ug/L)	800 / 160	<0.16	<0.16	<0.16	<0.16	<0.16	<0.16	<0.16	<0.069	<0.40	<0.40	<0.40	<0.40

ES / PAL		458 Overlook Pass (cont.)		
		Aug-06	Dec-06	Jul-08
Dichlorodifluoromethane (ug/L)	1000 / 200	<0.29	<0.29	<0.40
Tetrachloroethene (ug/L)	5 / 0.5	<0.29	<0.29	<0.40
trans-1,2-Dichloroethene (ug/L)	100 / 20	<0.40	<0.40	<0.50
1,1,1-Trichloroethane (ug/L)	200 / 40	<0.50	<0.50	<0.60
1,1-Dichloroethene (ug/L)	7 / 0.7	<0.30	<0.30	<0.40
1,2-Dichloroethane (ug/L)	5 / 0.5	<0.50	<0.50	<0.30
1,1,2-Trichloroethane (ug/L)	5 / 0.5	<0.50	<0.50	<0.50
Trichloroethene (ug/L)	5 / 0.5	<0.15	<0.15	<0.15
1,1-Dichloroethane (ug/L)	850 / 85	<0.40	<0.40	<0.40
cis-1,2-Dichloroethene (ug/L)	70 / 7	<0.40	<0.40	<0.40
Trichlorofluoromethane (ug/L)	3490 / 698	<0.70	<0.70	<0.40
Chloroethane (ug/L)	400 / 80	<0.60	<0.60	<0.40
Vinyl chloride (ug/L)	0.2 / 0.02	<0.15	<0.15	<0.15
Chloromethane (ug/L)	30 / 3	<0.30	J ^(0.44)	<0.30
Methylene chloride (ug/L)	5 / 0.5	<1.0	<1.0	<0.50
p/m Xylene (ug/L)	Total Xylenes	<0.90	<0.90	<0.50
o-Xylene (ug/L)	2000 / 400	<0.60	<0.60	<0.50
Toluene (ug/L)	800 / 160	<0.40	<0.40	<0.20

J- Result is less than the LOQ but greater than the LOD.

B- Parameter was detected in the method blank.

LOD- Limit of Detection

²- May be associated with chlorination of well.

LOQ-Limit of Quantification

^D -Quantification was performed on a dilution of the sample.

ug/L- Micrograms per Liter (parts per billion).

- Indicates Detection.

*- Inorganic water quality data available.

ND- No Detect.

P/NP- Present/Not Present

NA- Not Analyzed

- Analytical data obtained from the WDNR Special Well Construction Area Data Base, Town of Hudson, Wisconsin.

TABLE 1 (cont.)

ES / PAL		460 Overlook Pass									
		Aug-98	Mar-00	Jul-01	Jun-02	Jun-03	Jun-04	May-05	Jul-06	Aug-06	Jul-08
Dichlorodifluoromethane (ug/L)	1000 / 200	<0.14	<0.14	<0.14	<0.14	<0.14	<0.063	<0.60	<0.29	<0.29	<0.40
Tetrachloroethene (ug/L)	5 / 0.5	<0.13	<0.13	<0.13	<0.13	<0.13	<0.075	<0.40	<0.29	<0.29	<0.40
trans-1,2-Dichloroethene (ug/L)	100 / 20	<0.11	<0.11	<0.11	<0.11	<0.11	<0.059	<0.60	<0.40	<0.40	<0.50
1,1,1-Trichloroethane (ug/L)	200 / 40	<0.19	<0.19	<0.19	<0.19	<0.19	<0.065	<0.60	<0.50	<0.50	<0.60
1,1-Dichloroethene (ug/L)	7 / 0.7	<0.10	<0.10	<0.10	<0.10	<0.10	<0.061	<0.50	<0.30	<0.30	<0.40
1,2-Dichloroethane (ug/L)	5 / 0.5	<0.27	<0.27	<0.27	<0.27	<0.27	<0.054	<0.50	<0.50	<0.50	<0.30
1,1,2-Trichloroethane (ug/L)	5 / 0.5	<0.18	<0.18	<0.18	<0.18	<0.18	<0.052	<0.40	<0.50	<0.50	<0.50
Trichloroethene (ug/L)	5 / 0.5	<0.14	<0.14	0.34	<0.14	J ^(0.22)	<0.074	<0.15	J ^(0.22)	<0.15	<0.15
1,1-Dichloroethane (ug/L)	850 / 85	<0.26	<0.26	<0.26	<0.26	<0.26	<0.057	<0.50	<0.40	<0.40	<0.40
cis-1,2-Dichloroethene (ug/L)	70 / 7	<0.12	<0.12	<0.12	<0.12	<0.12	<0.055	<0.60	<0.40	<0.40	<0.40
Trichlorofluoromethane (ug/L)	3490 / 698	<0.51	<0.51	<0.51	<0.51	<0.51	<0.060	<0.50	<0.70	<0.70	<0.40
Chloroethane (ug/L)	400 / 80	<0.24	<0.24	<0.24	<0.24	<0.24	<0.074	<0.70	<0.60	<0.60	<0.40
Vinyl chloride (ug/L)	0.2 / 0.02	<0.11	<0.11	<0.11	<0.11	<0.11	<0.065	<0.12	<0.15	<0.15	<0.15
Chloromethane (ug/L)	30 / 3	<0.090	<0.090	<0.090	<0.090	<0.090	<0.074	<0.24	<0.30	<0.30	<0.30
Methylene chloride (ug/L)	5 / 0.5	<0.45	<0.45	<0.45	<0.45	<0.45	<0.44	<0.40	<1.0	<1.0	<0.50
p/m Xylene (ug/L)	Total Xylenes	<0.31	<0.31	<0.31	<0.31	<0.31	<0.13	<1.0	<0.90	<0.90	<0.50
o-Xylene (ug/L)	2000 / 400	<0.35	<0.35	<0.35	<0.35	<0.35	<0.062	<0.40	<0.60	<0.60	<0.50
Toluene (ug/L)	800 / 160	<0.16	<0.16	<0.16	<0.16	<0.16	<0.069	<0.40	<0.40	<0.40	<0.20

ES / PAL		461 Overlook Pass								
		Mar-00	Jun-01	Jun-02	Jun-03	Jul-04	May-05	Jul-06	Aug-06	Jun-08
Dichlorodifluoromethane (ug/L)	1000 / 200	<0.14	<0.14	<0.14	<0.14	<0.063	<0.60	<0.29	<0.29	<0.40
Tetrachloroethene (ug/L)	5 / 0.5	<0.13	<0.13	<0.13	<0.13	<0.075	<0.40	<0.29	<0.29	<0.40
trans-1,2-Dichloroethene (ug/L)	100 / 20	<0.11	<0.11	<0.11	<0.11	<0.059	<0.60	<0.40	<0.40	<0.50
1,1,1-Trichloroethane (ug/L)	200 / 40	<0.19	<0.19	<0.19	<0.19	<0.065	<0.60	<0.50	<0.50	<0.60
1,1-Dichloroethene (ug/L)	7 / 0.7	<0.10	<0.10	<0.10	<0.10	<0.061	<0.50	<0.30	<0.30	<0.40
1,2-Dichloroethane (ug/L)	5 / 0.5	<0.27	<0.27	<0.27	<0.27	<0.054	<0.50	<0.50	<0.50	<0.30
1,1,2-Trichloroethane (ug/L)	5 / 0.5	<0.18	<0.18	<0.18	<0.18	<0.052	<0.40	<0.50	<0.50	<0.50
Trichloroethene (ug/L)	5 / 0.5	<0.14	<0.14	<0.14	J ^(0.18)	<0.074	<0.15	J ^(0.20)	<0.15	<0.15
1,1-Dichloroethane (ug/L)	850 / 85	<0.26	<0.26	<0.26	<0.26	<0.057	<0.50	<0.40	<0.40	<0.40
cis-1,2-Dichloroethene (ug/L)	70 / 7	<0.12	<0.12	<0.12	<0.12	<0.055	<0.60	<0.40	<0.40	<0.40
Trichlorofluoromethane (ug/L)	3490 / 698	<0.51	<0.51	<0.51	<0.51	<0.060	<0.50	<0.70	<0.70	<0.40
Chloroethane (ug/L)	400 / 80	<0.24	<0.24	<0.24	<0.24	<0.074	<0.70	<0.60	<0.60	<0.40
Vinyl chloride (ug/L)	0.2 / 0.02	<0.11	<0.11	<0.11	<0.11	<0.065	<0.12	<0.15	<0.15	<0.15
Chloromethane (ug/L)	30 / 3	<0.090	<0.090	<0.090	<0.090	<0.074	<0.24	<0.30	<0.30	<0.30
Methylene chloride (ug/L)	5 / 0.5	<0.45	<0.45	<0.45	<0.45	<0.44	<0.40	<1.0	<1.0	<0.50
p/m Xylene (ug/L)	Total Xylenes	<0.31	<0.31	<0.31	<0.31	<0.13	<1.0	<0.90	<0.90	<0.50
o-Xylene (ug/L)	2000 / 400	<0.35	<0.35	<0.35	<0.35	<0.062	<0.40	<0.60	<0.60	<0.50
Toluene (ug/L)	800 / 160	<0.16	<0.16	<0.16	<0.16	<0.069	<0.40	<0.40	<0.40	<0.20

J- Result is less than the LOQ but greater than the LOD.

B- Parameter was detected in the method blank.

LOD- Limit of Detection

²- May be associated with chlorination of well.

LOQ-Limit of Quantification

^D-Quantification was performed on a dilution of the sample.

ug/L- Micrograms per Liter (parts per billion).

- Indicates Detection.

*- Inorganic water quality data available.

ND- No Detect.

P/NP- Present/Not Present

NA- Not Analyzed

- Analytical data obtained from the WDNR Special Well Construction Area Data Base, Town of Hudson, Wisconsin.

TABLE 1 (cont.)

ES / PAL	424	435	437	443	446	448	462	464	
	Park Lane	Park Lane	Park Lane	Park Lane	Park Lane	Park Lane	Park Lane	Park Lane	
	Mar-92	Mar-86	May-92	May-92	May-92	May-92	May-86	Jan-85	May-92
Dichlorodifluoromethane (ug/L)	1000 / 200								
Tetrachloroethene (ug/L)	5 / 0.5	ND	ND	ND	ND	ND	ND	ND	ND
trans-1,2-Dichloroethene (ug/L)	100 / 20								
1,1,1-Trichloroethane (ug/L)	200 / 40	ND	ND	ND	ND	ND	ND	ND	ND
1,1-Dichloroethene (ug/L)	7 / 0.7	ND	ND	ND	ND	ND	ND	ND	ND
1,2-Dichloroethane (ug/L)	5 / 0.5								
1,1,2-Trichloroethane (ug/L)	5 / 0.5								
Trichloroethene (ug/L)	5 / 0.5	ND	ND	ND	ND	ND	ND	ND	ND
1,1-Dichloroethane (ug/L)	850 / 85	ND	ND	ND	ND	ND	ND	ND	ND
cis-1,2-Dichloroethene (ug/L)	70 / 7								
Trichlorofluoromethane (ug/L)	3490 / 698	ND	ND	ND	ND	ND	ND	ND	ND
Chloroethane (ug/L)	400 / 80								
Vinyl chloride (ug/L)	0.2 / 0.02								
Chloromethane (ug/L)	30 / 3								
Methylene chloride (ug/L)	5 / 0.5								
p/m Xylene (ug/L)	Total Xylenes								
o-Xylene (ug/L)	2000 / 400								
Toluene (ug/L)	800 / 160								

ES / PAL	467	477	478	482	488		489
	Park Lane	Park Lane	Park Lane	Park Lane	Park Ln.		Park Ln.
	May-92	Jun-88	May-92	Jul-92	Dec-95	Sep-99	Dec-95
Dichlorodifluoromethane (ug/L)	1000 / 200				<0.080	<0.14	<0.080
Tetrachloroethene (ug/L)	5 / 0.5	ND	ND	ND	<0.050	<0.13	<0.050
trans-1,2-Dichloroethene (ug/L)	100 / 20				<0.040	<0.11	<0.040
1,1,1-Trichloroethane (ug/L)	200 / 40	ND	ND	ND	<0.050	<0.19	<0.050
1,1-Dichloroethene (ug/L)	7 / 0.7	ND	ND	ND	<0.050	<0.10	<0.050
1,2-Dichloroethane (ug/L)	5 / 0.5				<0.23	<0.27	<0.23
1,1,2-Trichloroethane (ug/L)	5 / 0.5				<0.030	<0.18	<0.030
Trichloroethene (ug/L)	5 / 0.5	ND	ND	ND	<0.06	<0.14	<0.06
1,1-Dichloroethane (ug/L)	850 / 85	ND	ND	ND	<0.10	<0.26	<0.10
cis-1,2-Dichloroethene (ug/L)	70 / 7				<0.080	<0.12	<0.080
Trichlorofluoromethane (ug/L)	3490 / 698	ND	ND	ND	<0.080	<0.51	<0.080
Chloroethane (ug/L)	400 / 80				<0.050	<0.24	<0.050
Vinyl chloride (ug/L)	0.2 / 0.02				<0.070	<0.11	<0.070
Chloromethane (ug/L)	30 / 3				<0.050	<0.090	B ^(0.52)
Methylene chloride (ug/L)	5 / 0.5				<0.27	<0.45	<0.27
p/m Xylene (ug/L)	Total Xylenes				<0.30	<0.31	<0.30
o-Xylene (ug/L)	2000 / 400				<0.22	<0.35	<0.22
Toluene (ug/L)	800 / 160				<0.16	<0.16	<0.16

J- Result is less than the LOQ but greater than the LOD.

B- Parameter was detected in the method blank.

LOD- Limit of Detection

²- May be associated with chlorination of well.

LOQ-Limit of Quantification

^D-Quantification was performed on a dilution of the sample.

ug/L- Micrograms per Liter (parts per billion).

- Indicates Detection.

*- Inorganic water quality data available.

ND- No Detect.

P/NP- Present/Not Present

NA- Not Analyzed

- Analytical data obtained from the WDNR Special Well Construction Area Data Base, Town of Hudson, Wisconsin.

TABLE 1 (cont.)

	ES / PAL	491 Park Ln.										
		Dec-95	Jun-01	Aug-01	Jan-02	Mar-02	Jun-03	May-05	Jun-08	Aug-09	Dec-09	Jul-10
Dichlorodifluoromethane (ug/L)	1000 / 200	<0.080	<0.14	J ^(0.18)	<0.14	<0.14	<0.14	<0.60	<0.40	<1.0	<1.0	<0.30
Tetrachloroethene (ug/L)	5 / 0.5	<0.050	<0.13	<0.13	<0.13	<0.13	<0.13	<0.40	<0.40	<1.0	<1.0	<0.15
trans-1,2-Dichloroethene (ug/L)	100 / 20	<0.040	<0.11	<0.11	<0.11	<0.11	<0.11	<0.60	<0.50	<1.0	<1.0	<0.11
1,1,1-Trichloroethane (ug/L)	200 / 40	<0.050	<0.19	<0.19	<0.19	<0.19	<0.19	<0.60	<0.60	<1.0	<1.0	<0.090
1,1-Dichloroethene (ug/L)	7 / 0.7	<0.050	<0.10	<0.10	<0.10	<0.10	<0.10	<0.50	<0.40	<1.0	<1.0	<0.20
1,2-Dichloroethane (ug/L)	5 / 0.5	<0.23	<0.27	<0.27	<0.27	<0.27	<0.27	<0.50	<0.30	<1.0	<1.0	<0.080
1,1,2-Trichloroethane (ug/L)	5 / 0.5	<0.030	<0.18	<0.18	<0.18	<0.18	<0.18	<0.40	<0.50	<1.0	<1.0	<0.11
Trichloroethene (ug/L)	5 / 0.5	<0.06	<0.14	<0.14	<0.14	<0.14	<0.14	<0.15	<0.15	<0.25	<0.25	<0.14
1,1-Dichloroethane (ug/L)	850 / 85	<0.10	<0.26	<0.26	<0.26	<0.26	<0.26	<0.50	<0.40	<1.0	<1.0	<0.080
cis-1,2-Dichloroethene (ug/L)	70 / 7	<0.080	<0.12	<0.12	<0.12	<0.12	<0.12	<0.60	<0.40	<1.0	<1.0	<0.23
Trichlorofluoromethane (ug/L)	3490 / 698	<0.080	<0.51	<0.51	<0.51	<0.51	<0.51	<0.50	<0.40	<1.0	<1.0	<0.14
Chloroethane (ug/L)	400 / 80	<0.050	<0.24	<0.24	<0.24	<0.24	<0.24	<0.70	<0.40	<1.0	<1.0	<0.32
Vinyl chloride (ug/L)	0.2 / 0.02	<0.070	<0.11	<0.11	<0.11	<0.11	<0.11	<0.12	<0.15	<0.40	<0.40	<0.11
Chloromethane (ug/L)	30 / 3	<0.050	<0.090	<0.090	<0.090	<0.090	<0.090	<0.24	<0.30	<4.0	<4.0	<0.36
Methylene chloride (ug/L)	5 / 0.5	<0.27	<0.45	<0.45	<0.45	<0.45	<0.45	<0.40	<0.50	<4.0	<4.0	<2.0
p/m Xylene (ug/L)	Total Xylenes	<0.30	<0.31	<0.31	<0.31	<0.31	<0.31	<1.0	<0.50	<2.0	<2.0	<0.15
o-Xylene (ug/L)	2000 / 400	<0.22	<0.35	<0.35	<0.35	<0.35	<0.35	<0.40	<0.50	<1.0	<1.0	<0.10
Toluene (ug/L)	800 / 160	<0.16	<0.16	<0.16	<0.16	<0.16	<0.16	<0.40	<0.20	<1.0	<1.0	<0.11
n-Propyl benzene (ug/L)	No Standard		<0.16	0.43	<0.16	<0.16	<0.16	<0.40	<0.20	<1.0	<1.0	<0.10
1,4-Dichlorobenzene (ug/L)	75 / 15		0.2 ⁽²⁾	<0.11	0.33 ⁽²⁾	0.23 ⁽²⁾	0.44 ⁽²⁾	<0.50	<0.50	<1.0	<1.0	<0.11

	ES / PAL	491 Park Ln. (cont.)	
		Jan-11	Jun-11
Dichlorodifluoromethane (ug/L)	1000 / 200	<0.30	<0.36
Tetrachloroethene (ug/L)	5 / 0.5	<0.15	<0.26
trans-1,2-Dichloroethene (ug/L)	100 / 20	<0.11	<0.21
1,1,1-Trichloroethane (ug/L)	200 / 40	<0.090	<0.26
1,1-Dichloroethene (ug/L)	7 / 0.7	<0.20	<0.47
1,2-Dichloroethane (ug/L)	5 / 0.5	<0.080	<0.23
1,1,2-Trichloroethane (ug/L)	5 / 0.5	<0.11	<0.38
Trichloroethene (ug/L)	5 / 0.5	<0.14	<0.20
1,1-Dichloroethane (ug/L)	850 / 85	<0.080	<0.23
cis-1,2-Dichloroethene (ug/L)	70 / 7	<0.23	<0.37
Trichlorofluoromethane (ug/L)	3490 / 698	<0.14	<0.30
Chloroethane (ug/L)	400 / 80	<0.32	<0.36
Vinyl chloride (ug/L)	0.2 / 0.02	<0.11	<0.17
Chloromethane (ug/L)	30 / 3	<0.36	<0.36
Methylene chloride (ug/L)	5 / 0.5	<2.0	<2.0
p/m Xylene (ug/L)	Total Xylenes	<0.15	<0.66
o-Xylene (ug/L)	2000 / 400	<0.10	<0.46
Toluene (ug/L)	800 / 160	<0.11	<0.39
n-Propyl benzene (ug/L)	No Standard	<0.10	<0.42
1,4-Dichlorobenzene (ug/L)	75 / 15	<0.11	<0.34

J- Result is less than the LOQ but greater than the LOD.

B- Parameter was detected in the method blank.

LOD- Limit of Detection

Z- May be associated with chlorination of well.

LOQ-Limit of Quantification

^u -Quantification was performed on a dilution of the sample.

ug/L- Micrograms per Liter (parts per billion).

- Indicates Detection.

*- Inorganic water quality data available.

ND- No Detect.

P/NP- Present/Not Present

NA- Not Analyzed

- Analytical data obtained from the WDNR Special Well Construction Area Data Base, Town of Hudson, Wisconsin.

TABLE 1 (cont.)

ES / PAL		494 Park Ln.								
		Dec-95	Jun-01	Jun-02	Jun-03	Jul-04	May-05	Jul-06	Jul-07	Jun-08
Dichlorodifluoromethane (ug/L)	1000 / 200	<0.080	<0.14	<0.14	<0.14	<0.063	<0.60	<0.29	<0.40	<0.40
Tetrachloroethene (ug/L)	5 / 0.5	<0.050	<0.13	<0.13	<0.13	<0.075	<0.40	<0.29	<0.40	<0.40
trans-1,2-Dichloroethene (ug/L)	100 / 20	<0.040	<0.11	<0.11	<0.11	<0.059	<0.60	<0.40	<0.50	<0.50
1,1,1-Trichloroethane (ug/L)	200 / 40	<0.050	<0.19	<0.19	<0.19	<0.065	<0.60	<0.50	<0.60	<0.60
1,1-Dichloroethene (ug/L)	7 / 0.7	<0.050	<0.10	<0.10	<0.10	<0.061	<0.50	<0.30	<0.40	<0.40
1,2-Dichloroethane (ug/L)	5 / 0.5	<0.23	<0.27	<0.27	<0.27	<0.054	<0.50	<0.50	<0.30	<0.30
1,1,2-Trichloroethane (ug/L)	5 / 0.5	<0.030	<0.18	<0.18	<0.18	<0.052	<0.40	<0.50	<0.50	<0.50
Trichloroethene (ug/L)	5 / 0.5	<0.06	<0.14	<0.14	<0.14	<0.074	<0.15	<0.15	J ^(0.17)	<0.15
1,1-Dichloroethane (ug/L)	850 / 85	<0.10	<0.26	<0.26	<0.26	<0.057	<0.50	<0.40	<0.40	<0.40
cis-1,2-Dichloroethene (ug/L)	70 / 7	<0.080	<0.12	<0.12	<0.12	<0.055	<0.60	<0.40	<0.40	<0.40
Trichlorofluoromethane (ug/L)	3490 / 698	<0.080	<0.51	<0.51	<0.51	<0.060	<0.50	<0.70	<0.40	<0.40
Chloroethane (ug/L)	400 / 80	<0.050	<0.24	<0.24	<0.24	<0.074	<0.70	<0.60	<0.40	<0.40
Vinyl chloride (ug/L)	0.2 / 0.02	<0.070	<0.11	<0.11	<0.11	<0.065	<0.12	<0.15	<0.15	<0.15
Chloromethane (ug/L)	30 / 3	<0.050	<0.090	<0.090	<0.090	<0.074	<0.24	<0.30	<0.30	<0.30
Methylene chloride (ug/L)	5 / 0.5	<0.27	<0.45	<0.45	<0.45	<0.44	<0.40	<1.0	<0.50	<0.50
p/m Xylene (ug/L)	Total Xylenes	<0.30	<0.31	<0.31	<0.31	<0.13	<1.0	<0.90	<0.50	<0.50
o-Xylene (ug/L)	2000 / 400	<0.22	<0.35	<0.35	<0.35	<0.062	<0.40	<0.60	<0.50	<0.50
Toluene (ug/L)	800 / 160	<0.16	<0.16	<0.16	<0.16	<0.069	<0.40	<0.40	<0.20	<0.20

ES / PAL		495 Park Ln.								
		Dec-95	Jun-01	Jun-02	Jul-03	Jun-04	May-05	Jul-06	Jul-07	Jul-08
Dichlorodifluoromethane (ug/L)	1000 / 200	<0.080	<0.14	<0.14	<0.14	<0.063	<0.60	<0.29	<0.40	<0.40
Tetrachloroethene (ug/L)	5 / 0.5	<0.050	<0.13	<0.13	<0.13	<0.075	<0.40	<0.29	<0.40	<0.40
trans-1,2-Dichloroethene (ug/L)	100 / 20	<0.040	<0.11	<0.11	<0.11	<0.059	<0.60	<0.40	<0.50	<0.50
1,1,1-Trichloroethane (ug/L)	200 / 40	<0.050	<0.19	<0.19	<0.19	<0.065	<0.60	<0.50	<0.60	<0.60
1,1-Dichloroethene (ug/L)	7 / 0.7	<0.050	<0.10	<0.10	<0.10	<0.061	<0.50	<0.30	<0.40	<0.40
1,2-Dichloroethane (ug/L)	5 / 0.5	<0.23	<0.27	<0.27	<0.27	<0.054	<0.50	<0.50	<0.30	<0.30
1,1,2-Trichloroethane (ug/L)	5 / 0.5	<0.030	<0.18	<0.18	<0.18	<0.052	<0.40	<0.50	<0.50	<0.50
Trichloroethene (ug/L)	5 / 0.5	<0.06	<0.14	<0.14	J ^(0.15)	J ^(0.21)	<0.15	<0.15	<0.15	<0.15
1,1-Dichloroethane (ug/L)	850 / 85	<0.10	<0.26	<0.26	<0.26	<0.057	<0.50	<0.40	<0.40	<0.40
cis-1,2-Dichloroethene (ug/L)	70 / 7	<0.080	<0.12	<0.12	<0.12	<0.055	<0.60	<0.40	<0.40	<0.40
Trichlorofluoromethane (ug/L)	3490 / 698	<0.080	<0.51	<0.51	<0.51	<0.060	<0.50	<0.70	<0.40	<0.40
Chloroethane (ug/L)	400 / 80	<0.050	<0.24	<0.24	<0.24	<0.074	<0.70	<0.60	<0.40	<0.40
Vinyl chloride (ug/L)	0.2 / 0.02	<0.070	<0.11	<0.11	<0.11	<0.065	<0.12	<0.15	<0.15	<0.15
Chloromethane (ug/L)	30 / 3	<0.050	<0.090	<0.090	J ^(0.12)	<0.074	<0.24	<0.30	<0.30	<0.30
Methylene chloride (ug/L)	5 / 0.5	<0.27	<0.45	<0.45	<0.45	<0.44	<0.40	<1.0	<0.50	<0.50
p/m Xylene (ug/L)	Total Xylenes	<0.30	<0.31	<0.31	<0.31	<0.13	<1.0	<0.90	<0.50	<0.50
o-Xylene (ug/L)	2000 / 400	<0.22	<0.35	<0.35	<0.35	<0.062	<0.40	<0.60	<0.50	<0.50
Toluene (ug/L)	800 / 160	<0.16	<0.16	<0.16	<0.16	<0.069	<0.40	<0.40	<0.20	<0.20

J- Result is less than the LOQ but greater than the LOD.

B- Parameter was detected in the method blank.

LOD- Limit of Detection

²- May be associated with chlorination of well.

LOQ-Limit of Quantification

^D -Quantification was performed on a dilution of the sample.

ug/L- Micrograms per Liter (parts per billion).

- Indicates Detection.

*- Inorganic water quality data available.

ND- No Detect.

P/NP- Present/Not Present

NA- Not Analyzed

- Analytical data obtained from the WDNR Special Well Construction Area Data Base, Town of Hudson, Wisconsin.

TABLE 1 (cont.)

ES / PAL		498 Park Ln.*										
		Apr-92	Mar-00	Jun-01	Jun-02	Jan-03	Feb-04	Feb-05	Mar-06	Apr-07	Jul-08	Dec-09
Dichlorodifluoromethane (ug/L)	1000 / 200		<0.14	J ^(0.55)	J ^(0.67)	J ^(0.34)	<0.14	J ^(0.75)	<0.60	J ^(0.36)	J ^(0.56)	<1.0
Tetrachloroethene (ug/L)	5 / 0.5	ND	<0.13	<0.13	<0.13	<0.13	<0.13	<0.40	<0.40	<0.29	<0.40	<1.0
trans-1,2-Dichloroethene (ug/L)	100 / 20		<0.11	<0.11	<0.11	<0.11	<0.11	<0.50	<0.60	<0.40	<0.50	<1.0
1,1,1-Trichloroethane (ug/L)	200 / 40	ND	<0.19	<0.19	<0.19	<0.19	<0.19	<0.50	<0.60	<0.50	<0.60	<1.0
1,1-Dichloroethene (ug/L)	7 / 0.7	ND	<0.10	<0.10	<0.10	<0.10	<0.10	<0.30	<0.50	<0.30	<0.40	<1.0
1,2-Dichloroethane (ug/L)	5 / 0.5		<0.27	<0.27	<0.27	<0.27	<0.27	<0.40	<0.50	<0.50	<0.30	<1.0
1,1,2-Trichloroethane (ug/L)	5 / 0.5		<0.18	<0.18	<0.18	<0.18	<0.18	<0.40	<0.40	<0.50	<0.50	<1.0
Trichloroethene (ug/L)	5 / 0.5	ND	J ^(0.22)	<0.14	<0.14	0.39	0.42	0.69	J ^(0.34)	<0.15	J ^(0.28)	J ^(0.25)
1,1-Dichloroethane (ug/L)	850 / 85	ND	<0.26	<0.26	<0.26	<0.26	<0.26	<0.50	<0.50	<0.40	<0.40	<1.0
cis-1,2-Dichloroethene (ug/L)	70 / 7		<0.12	<0.12	<0.12	<0.12	<0.12	<0.25	<0.60	<0.40	<0.40	<1.0
Trichlorofluoromethane (ug/L)	3490 / 698	ND	<0.51	<0.51	<0.51	<0.51	<0.51	<0.50	<0.50	<0.70	<0.40	<1.0
Chloroethane (ug/L)	400 / 80		<0.24	<0.24	J ^(0.40)	<0.24	<0.24	<0.50	<0.70	<0.60	<0.40	<1.0
Vinyl chloride (ug/L)	0.2 / 0.02		<0.11	<0.11	<0.11	<0.11	<0.11	<0.12	<0.12	<0.15	<0.15	<0.40
Chloromethane (ug/L)	30 / 3		<0.090	<0.090	<0.090	<0.090	<0.090	<0.30	<0.24	<0.30	<0.30	<4.0
Methylene chloride (ug/L)	5 / 0.5		<0.45	<0.45	<0.45	<0.45	<0.45	<0.50	<0.40	<1.0	<0.50	<4.0
p/m Xylene (ug/L)	Total Xylenes		<0.31	<0.31	<0.31	<0.31	<0.31	<0.70	<1.0	<0.90	<0.50	<2.0
o-Xylene (ug/L)	2000 / 400		<0.35	<0.35	<0.35	<0.35	<0.35	<0.30	<0.40	<0.60	<0.50	<1.0
Toluene (ug/L)	800 / 160		<0.16	<0.16	<0.16	<0.16	<0.16	<0.40	<0.40	<0.40	<0.20	<1.0

ES / PAL		498 Park Ln.* (cont.)		
		Jul-10	Mar-11	Jun-11
Dichlorodifluoromethane (ug/L)	1000 / 200	<0.30	<0.29	<0.25
Tetrachloroethene (ug/L)	5 / 0.5	<0.15	<0.15	<0.26
trans-1,2-Dichloroethene (ug/L)	100 / 20	<0.11	<0.11	<0.21
1,1,1-Trichloroethane (ug/L)	200 / 40	<0.090	<0.090	<0.26
1,1-Dichloroethene (ug/L)	7 / 0.7	<0.20	<0.20	<0.47
1,2-Dichloroethane (ug/L)	5 / 0.5	<0.080	<0.080	<0.23
1,1,2-Trichloroethane (ug/L)	5 / 0.5	<0.11	<0.11	<0.38
Trichloroethene (ug/L)	5 / 0.5	<0.14	<0.14	J ^(0.28)
1,1-Dichloroethane (ug/L)	850 / 85	<0.080	<0.080	<0.23
cis-1,2-Dichloroethene (ug/L)	70 / 7	<0.23	<0.23	<0.37
Trichlorofluoromethane (ug/L)	3490 / 698	<0.14	<0.14	<0.30
Chloroethane (ug/L)	400 / 80	<0.32	<0.32	<0.32
Vinyl chloride (ug/L)	0.2 / 0.02	<0.11	<0.11	<0.17
Chloromethane (ug/L)	30 / 3	<0.36	<0.36	<0.36
Methylene chloride (ug/L)	5 / 0.5	<2.0	<2.0	<2.0
p/m Xylene (ug/L)	Total Xylenes	<0.15	<0.15	<0.66
o-Xylene (ug/L)	2000 / 400	<0.10	<0.10	<0.46
Toluene (ug/L)	800 / 160	<0.11	<0.11	<0.39

J- Result is less than the LOQ but greater than the LOD.

B- Parameter was detected in the method blank.

LOD- Limit of Detection

²- May be associated with chlorination of well.

LOQ-Limit of Quantification

^D -Quantification was performed on a dilution of the sample.

ug/L- Micrograms per Liter (parts per billion).

- Indicates Detection.

*- Inorganic water quality data available.

ND- No Detect.

P/NP- Present/Not Present

NA- Not Analyzed

- Analytical data obtained from the WDNR Special Well Construction Area Data Base, Town of Hudson, Wisconsin.

TABLE 1 (cont.)

ES / PAL		499 Park Ln.											
		Dec-95	Mar-00	Jun-01	Jun-02	Jun-03	Dec-03	Jun-04	Jun-05	Dec-05	Jul-06	Jun-07	Jun-08
Dichlorodifluoromethane (ug/L)	1000 / 200	<0.080	<0.14	<0.14	<0.14	<0.14	<0.14	<0.063	<0.60	<0.60	<0.29	<0.50	<0.40
Tetrachloroethene (ug/L)	5 / 0.5	<0.050	<0.13	<0.13	<0.13	J ^(0.16)	<0.13	<0.075	<0.40	<0.40	<0.29	<0.40	<0.40
trans-1,2-Dichloroethene (ug/L)	100 / 20	<0.040	<0.11	<0.11	<0.11	<0.11	<0.11	<0.059	<0.60	<0.60	<0.40	<0.50	<0.50
1,1,1-Trichloroethane (ug/L)	200 / 40	<0.050	<0.19	<0.19	<0.19	<0.19	<0.19	<0.065	<0.60	<0.60	<0.50	<0.60	<0.60
1,1-Dichloroethene (ug/L)	7 / 0.7	<0.050	<0.10	<0.10	<0.10	<0.10	<0.10	<0.061	<0.50	<0.50	<0.30	<0.40	<0.40
1,2-Dichloroethane (ug/L)	5 / 0.5	<0.23	<0.27	<0.27	<0.27	<0.27	<0.27	<0.054	<0.50	<0.50	<0.50	<0.30	<0.30
1,1,2-Trichloroethane (ug/L)	5 / 0.5	<0.030	<0.18	<0.18	<0.18	<0.18	<0.18	<0.052	<0.40	<0.40	<0.50	<0.50	<0.50
Trichloroethene (ug/L)	5 / 0.5	<0.06	<0.14	0.36	J ^(0.29)	0.63	0.47	0.62	<0.15	0.64	0.63	0.60	0.59
1,1-Dichloroethane (ug/L)	850 / 85	<0.10	<0.26	<0.26	<0.26	<0.26	<0.26	<0.057	<0.50	<0.50	<0.40	<0.40	<0.40
cis-1,2-Dichloroethene (ug/L)	70 / 7	<0.080	<0.12	<0.12	<0.12	<0.12	<0.12	<0.55	<0.60	<0.60	<0.40	<0.40	<0.40
Trichlorofluoromethane (ug/L)	3490 / 698	<0.080	<0.51	<0.51	<0.51	<0.51	<0.51	J ^(0.17)	<0.50	<0.50	<0.70	<0.40	<0.40
Chloroethane (ug/L)	400 / 80	<0.050	<0.24	<0.24	J ^(0.47)	<0.24	<0.24	<0.074	<0.70	<0.70	<0.60	<0.40	<0.40
Vinyl chloride (ug/L)	0.2 / 0.02	<0.070	<0.11	<0.11	<0.11	<0.11	<0.11	<0.065	<0.12	<0.12	<0.15	<0.15	<0.15
Chloromethane (ug/L)	30 / 3	<0.050	<0.090	<0.090	<0.090	<0.090	<0.090	<0.074	<0.24	<0.24	<0.30	<0.30	<0.30
Methylene chloride (ug/L)	5 / 0.5	<0.27	<0.45	<0.45	<0.45	<0.45	<0.45	<0.44	<0.40	<0.40	<1.0	<0.50	<0.50
p/m Xylene (ug/L)	Total Xylenes	<0.30	<0.31	<0.31	<0.31	<0.31	<0.31	<0.13	<1.0	<1.0	<0.90	<0.50	<0.50
o-Xylene (ug/L)	2000 / 400	<0.22	<0.35	<0.35	<0.35	<0.35	<0.35	<0.062	<0.40	<0.40	<0.60	<0.50	<0.50
Toluene (ug/L)	800 / 160	<0.16	<0.16	<0.16	<0.16	<0.16	<0.16	<0.069	<0.40	<0.40	<0.40	<0.20	<0.20

ES / PAL		499 Park Ln (cont.)			
		Mar-10	Mar-11	Jun-13	Jul-14
Dichlorodifluoromethane (ug/L)	1000 / 200	<0.50	<0.30	<0.40	<0.50
Tetrachloroethene (ug/L)	5 / 0.5	<0.50	<0.15	<0.29	<0.16
trans-1,2-Dichloroethene (ug/L)	100 / 20	<0.50	<0.11	<0.24	<0.23
1,1,1-Trichloroethane (ug/L)	200 / 40	<0.50	<0.090	<0.50	<0.26
1,1-Dichloroethene (ug/L)	7 / 0.7	<0.50	<0.20	<0.24	<0.20
1,2-Dichloroethane (ug/L)	5 / 0.5	<0.50	<0.080	<0.22	<0.13
1,1,2-Trichloroethane (ug/L)	5 / 0.5	<0.50	<0.11	<0.16	<0.13
Trichloroethene (ug/L)	5 / 0.5	J ^(0.68)	J ^(0.57)	J ^(0.36)	0.43
1,1-Dichloroethane (ug/L)	850 / 85	<0.50	<0.080	<0.50	<0.16
cis-1,2-Dichloroethene (ug/L)	70 / 7	<0.50	<0.23	<0.23	<0.13
Trichlorofluoromethane (ug/L)	3490 / 698	<0.50	<0.14	J ^(0.32)	<0.22
Chloroethane (ug/L)	400 / 80	<0.50	<0.32	<0.50	<0.24
Vinyl chloride (ug/L)	0.2 / 0.02	<0.20	<0.11	<0.14	<0.20
Chloromethane (ug/L)	30 / 3	<2.0	<0.36	<2.0	<0.34
Methylene chloride (ug/L)	5 / 0.5	<2.0	<2.0	<2.0	<2.0
p/m Xylene (ug/L)	Total Xylenes	<1.0	<0.15	<0.48	<0.31
o-Xylene (ug/L)	2000 / 400	<0.50	<0.10	<0.24	<0.094
Toluene (ug/L)	800 / 160	<0.50	<0.11	<0.23	<0.11

J- Result is less than the LOQ but greater than the LOD.

B- Parameter was detected in the method blank.

LOD- Limit of Detection

²- May be associated with chlorination of well.

LOQ-Limit of Quantification

^D -Quantification was performed on a dilution of the sample.

ug/L- Micrograms per Liter (parts per billion).

- Indicates Detection.

*- Inorganic water quality data available.

ND- No Detect.

P/NP- Present/Not Present

NA- Not Analyzed

- Analytical data obtained from the WDNR Special Well Construction Area Data Base, Town of Hudson, Wisconsin.

TABLE 1 (cont.)

ES / PAL		959 Priester Ln. *											
		Sep-85	Dec-95	Dec-96	Jan-98	Jan-99	Dec-99	Dec-00	Apr-02	May-03	Feb-04	Jan-05	Mar-06
Dichlorodifluoromethane (ug/L)	1000 / 200		<0.080	<0.14	<0.14	<0.14	<0.14	<0.14	<0.14	<0.14	<0.14	<0.40	<0.60
Tetrachloroethene (ug/L)	5 / 0.5	ND	<0.050	<0.13	<0.13	<0.13	<0.13	<0.13	<0.13	<0.13	<0.13	<0.40	<0.40
trans-1,2-Dichloroethene (ug/L)	100 / 20		<0.040	<0.11	<0.11	<0.11	<0.11	<0.11	<0.11	<0.11	<0.11	<0.50	<0.60
1,1,1-Trichloroethane (ug/L)	200 / 40	ND	<0.050	<0.19	<0.19	<0.19	<0.19	<0.19	<0.19	<0.19	<0.19	<0.50	<0.60
1,1-Dichloroethene (ug/L)	7 / 0.7	ND	<0.050	<0.10	<0.10	<0.10	<0.10	<0.10	<0.10	<0.10	<0.10	<0.30	<0.50
1,2-Dichloroethene (ug/L)	5 / 0.5		<0.23	<0.27	<0.27	<0.27	<0.27	<0.27	<0.27	<0.27	<0.27	<0.40	<0.50
1,1,2-Trichloroethane (ug/L)	5 / 0.5		<0.030	<0.18	<0.18	<0.18	<0.18	<0.18	<0.18	<0.18	<0.18	<0.40	<0.40
Trichloroethene (ug/L)	5 / 0.5	ND	0.67	0.31	J ^(0.22)	0.56	0.32	<0.14	0.33	0.30	J ^(0.24)	J ^(0.35)	J ^(0.39)
1,1-Dichloroethane (ug/L)	850 / 85	ND	<0.10	<0.26	<0.26	<0.26	<0.26	<0.26	<0.26	<0.26	<0.26	<0.50	<0.50
cis-1,2-Dichloroethene (ug/L)	70 / 7		<0.080	<0.12	<0.12	<0.12	<0.12	<0.12	<0.12	<0.12	<0.12	<0.25	<0.60
Trichlorofluoromethane (ug/L)	3490 / 698	ND	<0.080	<0.51	<0.51	<0.51	<0.51	<0.51	<0.51	<0.51	<0.51	<0.50	<0.50
Chloroethane (ug/L)	400 / 80		<0.050	<0.24	<0.24	<0.24	<0.24	<0.24	<0.24	<0.24	<0.24	<0.50	<0.70
Vinyl chloride (ug/L)	0.2 / 0.02		<0.070	<0.11	<0.11	<0.11	<0.11	<0.11	<0.11	<0.11	<0.11	<0.12	<0.12
Chloromethane (ug/L)	30 / 3		<0.050	<0.090	<0.090	<0.090	<0.090	<0.090	<0.090	<0.090	<0.090	<0.30	<0.24
Methylene chloride (ug/L)	5 / 0.5		<0.27	<0.45	<0.45	<0.45	<0.45	<0.45	<0.45	<0.45	<0.45	<0.50	<0.40
p/m Xylene (ug/L)	Total Xylenes		<0.30	<0.31	<0.31	<0.31	<0.31	<0.31	<0.31	<0.31	<0.31	<0.70	<1.0
o-Xylene (ug/L)	2000 / 400		<0.22	<0.35	<0.35	<0.35	<0.35	<0.35	<0.35	<0.35	<0.40	<0.30	<0.40
Toluene (ug/L)	800 / 160		<0.16	<0.16	<0.16	<0.16	<0.16	<0.16	<0.16	<0.16	<0.16	<0.40	<0.40

ES / PAL		959 Priester Ln. * (cont)							
		Mar-07	May-08	Dec-09	Jan-10	Jun-11	Jun-12	Jun-17	Nov-18
Dichlorodifluoromethane (ug/L)	1000 / 200	<0.29	<0.40	<1.0	<0.30	<0.23	<0.20	<0.23	<0.31
Tetrachloroethene (ug/L)	5 / 0.5	<0.29	<0.40	<1.0	<0.15	<0.26	<0.13	<0.25	<0.16
trans-1,2-Dichloroethene (ug/L)	100 / 20	<0.40	<0.50	<1.0	<0.11	<0.21	<0.14	<0.16	<0.21
1,1,1-Trichloroethane (ug/L)	200 / 40	<0.50	<0.60	<1.0	<0.090	<0.26	<0.19	<0.17	<0.14
1,1-Dichloroethene (ug/L)	7 / 0.7	<0.30	<0.40	<1.0	<0.20	<0.47	<0.19	<0.28	<0.18
1,2-Dichloroethene (ug/L)	5 / 0.5	<0.50	<0.30	<1.0	<0.080	<0.23	<0.37	<0.17	<0.32
1,1,2-Trichloroethane (ug/L)	5 / 0.5	<0.50	<0.50	<1.0	<0.11	<0.38	<0.015	<0.15	<0.22
Trichloroethene (ug/L)	5 / 0.5	J ^(0.33)	J ^(0.42)	J ^(0.32)	<0.14	J ^(0.33)	J ^(0.35)	<0.052	<0.15
1,1-Dichloroethane (ug/L)	850 / 85	<0.40	<0.40	<1.0	<0.080	<0.23	<0.11	<0.17	<0.14
cis-1,2-Dichloroethene (ug/L)	70 / 7	<0.40	<0.40	<1.0	<0.23	<0.37	<0.085	<0.12	<0.20
Trichlorofluoromethane (ug/L)	3490 / 698	<0.70	<0.40	<1.0	<0.14	<0.30	<0.13	<0.33	<0.13
Chloroethane (ug/L)	400 / 80	<0.60	<0.40	<1.0	<0.32	<0.32	<0.22	<0.34	<0.44
Vinyl chloride (ug/L)	0.2 / 0.02	<0.15	<0.15	<0.40	<0.11	<0.17	<0.16	<0.069	<0.096
Chloromethane (ug/L)	30 / 3	<0.30	<0.30	<4.0	<0.36	<0.32	<0.41	<0.25	<1.1
Methylene chloride (ug/L)	5 / 0.5	<1.0	<0.50	<4.0	<2.0	<2.0	<2.0	<0.29	<1.2
p/m Xylene (ug/L)	Total Xylenes	<0.90	<0.50	<2.0	<0.15	<0.66	<0.17	<0.11	<0.24
o-Xylene (ug/L)	2000 / 400	<0.60	<0.50	<1.0	<0.10	<0.46	<0.077	<0.20	<0.17
Toluene (ug/L)	800 / 160	<0.40	<0.20	<1.0	<0.11	<0.39	<0.076	<0.14	<0.17

J- Result is less than the LOQ but greater than the LOD.

B- Parameter was detected in the method blank.

LOD- Limit of Detection

²- May be associated with chlorination of well.

LOQ-Limit of Quantification

^D-Quantification was performed on a dilution of the sample.

ug/L- Micrograms per Liter (parts per billion).

- Indicates Detection.

*- Inorganic water quality data available.

ND- No Detect.

P/NP- Present/Not Present

NA- Not Analyzed

- Analytical data obtained from the WDNR Special Well Construction Area Data Base, Town of Hudson, Wisconsin.

TABLE 1 (cont.)

ES / PAL	966 Priester Ln.*												
	Sep-85	Jun-87	Dec-90	Dec-95	Dec-96	Oct-97	Dec-98	Sep-99	Dec-00	Feb-02	Jan-03	Mar-04	
Dichlorodifluoromethane (ug/L)	1000 / 200			<0.080	<0.14	J ^(0.82)	<0.14	J ^(0.29)	<0.14	J ^(0.47)	<0.14	J ^(0.13)	
Tetrachloroethene (ug/L)	5 / 0.5	4.0	ND	<0.050	<0.13	<0.13	<0.13	<0.13	<0.13	<0.13	<0.13	<0.18	
trans-1,2-Dichloroethene (ug/L)	100 / 20			<0.040	<0.11	<0.11	<0.11	<0.11	<0.11	<0.11	<0.11	<0.11	
1,1,1-Trichloroethane (ug/L)	200 / 40	77	ND	<0.050	J ^(0.23)	0.38	<0.19	J ^(0.36)	<0.19	<0.19	<0.19	<0.086	
1,1-Dichloroethene (ug/L)	7 / 0.7	ND	ND	<0.050	<0.10	<0.10	<0.10	<0.10	<0.10	<0.10	<0.10	<0.14	
1,2-Dichloroethane (ug/L)	5 / 0.5			<0.23	<0.27	<0.27	<0.27	<0.27	<0.27	<0.27	<0.27	<0.053	
1,1,2-Trichloroethane (ug/L)	5 / 0.5			<0.030	<0.18	<0.18	<0.18	<0.18	<0.18	<0.18	<0.18	<0.12	
Trichloroethene (ug/L)	5 / 0.5	62	ND	0.66	0.44	0.78	0.39	0.63	J ^(0.27)	0.67	J ^(0.16)	J ^(0.46)	
1,1-Dichloroethane (ug/L)	850 / 85	ND	ND	<0.10	<0.26	<0.26	<0.26	<0.26	<0.26	<0.26	<0.26	<0.063	
cis-1,2-Dichloroethene (ug/L)	70 / 7			<0.080	<0.12	<0.12	<0.12	<0.12	<0.12	<0.12	<0.12	<0.039	
Trichlorofluoromethane (ug/L)	3490 / 698	ND	ND	J ^(0.81)	J ^(0.52)	J ^(0.62)	<0.51	J ^(0.69)	<0.51	J ^(0.73)	<0.51	J ^(0.30)	
Chloroethane (ug/L)	400 / 80			<0.050	<0.24	J ^(0.62)	<0.24	J ^(0.68)	<0.24	J ^(0.37)	<0.24	<0.11	
Vinyl chloride (ug/L)	0.2 / 0.02			<0.070	<0.11	<0.11	<0.11	<0.11	<0.11	<0.11	<0.11	<0.13	
Chloromethane (ug/L)	30 / 3			<0.050	<0.090	<0.090	<0.090	J ^(0.96)	<0.090	<0.090	<0.090	<0.15	
Methylene chloride (ug/L)	5 / 0.5			<0.27	<0.45	<0.45	<0.45	<0.45	<0.45	<0.45	<0.45	<1.3	
p/m Xylene (ug/L)	Total Xylenes			<0.30	<0.31	<0.31	<0.31	<0.31	<0.31	<0.31	<0.31	<0.12	
o-Xylene (ug/L)	2000 / 400			<0.22	<0.35	<0.35	<0.35	<0.35	<0.35	<0.35	<0.35	<0.14	
Toluene (ug/L)	800 / 160			<0.16	<0.16	<0.16	<0.16	<0.16	<0.16	<0.16	<0.16	<0.075	
Bromoform (ug/L)	4.4 / 0.44			<0.56	<0.56	<0.56	<0.56	<0.56	0.64	<0.56	<0.56	<0.54	

ES / PAL	966 Priester Ln.* (cont.)								
	Apr-05	Jul-06	Jul-07	Jul-08	Sep-09	Sep-14	Jun-15	Oct-17	
Dichlorodifluoromethane (ug/L)	1000 / 200	<0.60	J ^(0.36)	<0.40	<0.40	<1.0	<0.50	<0.49	<0.31
Tetrachloroethene (ug/L)	5 / 0.5	<0.40	<0.29	<0.40	<0.40	<1.0	<0.16	<0.19	<0.16
trans-1,2-Dichloroethene (ug/L)	100 / 20	<0.60	<0.40	<0.50	<0.50	<1.0	<0.23	<0.21	<0.21
1,1,1-Trichloroethane (ug/L)	200 / 40	<0.60	<0.50	<0.60	<0.60	<1.0	<0.26	<0.20	<0.15
1,1-Dichloroethene (ug/L)	7 / 0.7	<0.50	<0.30	<0.40	<0.40	<1.0	<0.20	<0.22	<0.18
1,2-Dichloroethane (ug/L)	5 / 0.5	<0.50	<0.50	<0.30	<0.30	<1.0	<0.13	<0.17	<0.32
1,1,2-Trichloroethane (ug/L)	5 / 0.5	<0.40	<0.50	<0.50	<0.50	<1.0	<0.13	<0.24	<0.22
Trichloroethene (ug/L)	5 / 0.5	0.64	0.93	0.68	1.3	J ^(0.60)	J ^(0.38)	0.60	0.46
1,1-Dichloroethane (ug/L)	850 / 85	<0.50	<0.40	<0.40	<0.40	<1.0	<0.16	<0.22	<0.14
cis-1,2-Dichloroethene (ug/L)	70 / 7	<0.60	<0.40	<0.40	<0.40	<1.0	<0.13	<0.25	<0.20
Trichlorofluoromethane (ug/L)	3490 / 698	<0.50	<0.70	J ^(0.42)	J ^(0.69)	<1.0	<0.22	<0.18	<0.13
Chloroethane (ug/L)	400 / 80	<0.70	<0.60	<0.40	<0.40	<1.0	<0.24	<0.34	<0.44
Vinyl chloride (ug/L)	0.2 / 0.02	<0.12	<0.15	<0.15	<0.15	<0.40	<0.20	<0.15	<0.096
Chloromethane (ug/L)	30 / 3	<0.24	<0.30	<0.30	<0.30	<4.0	<0.34	<0.64	<1.1
Methylene chloride (ug/L)	5 / 0.5	<0.40	<1.0	<0.50	<0.50	<4.0	<2.0	<0.56	<1.2
p/m Xylene (ug/L)	Total Xylenes	<1.0	<0.90	<0.50	<0.50	<2.0	<0.31	<0.41	<0.24
o-Xylene (ug/L)	2000 / 400	<0.40	<0.60	<0.50	<0.50	<1.0	<0.094	<0.19	<0.17
Toluene (ug/L)	800 / 160	<0.40	<0.40	<0.20	<0.20	<1.0	<0.11	<0.13	<0.17
Bromoform (ug/L)	4.4 / 0.44	<0.50	<0.21	<0.50	<0.50	<8.0	<2.0	<0.41	<1.0

J- Result is less than the LOQ but greater than the LOD.

B- Parameter was detected in the method blank.

LOD- Limit of Detection

²- May be associated with chlorination of well.

LOQ-Limit of Quantification

^D-Quantification was performed on a dilution of the sample.

ug/L- Micrograms per Liter (parts per billion).

- Indicates Detection.

*- Inorganic water quality data available.

ND- No Detect.

P/NP- Present/Not Present

NA- Not Analyzed

- Analytical data obtained from the WDNR Special Well Construction Area Data Base, Town of Hudson, Wisconsin.

TABLE 1 (cont.)

ES / PAL		970 Priester Ln.*											
		Sep-85	Jul-89	Aug-89	Mar-92	Dec-95	Apr-97	Oct-97	May-00	May-01	Mar-02	May-03	Mar-04
Dichlorodifluoromethane (ug/L)	1000 / 200					J ^(1.4)	<0.14	J ^(0.81)	J ^(0.66)	J ^(0.33)	J ^(0.49)	J ^(0.15)	<0.93
Tetrachloroethene (ug/L)	5 / 0.5	2.5	2.4	ND	ND	J ^(0.34)	0.62	0.40	J ^(0.29)	<0.13	J ^(0.25)	J ^(0.36)	<0.18
trans-1,2-Dichloroethene (ug/L)	100 / 20					<0.040	<0.11	<0.11	<0.11	<0.11	<0.11	<0.11	<0.11
1,1,1-Trichloroethane (ug/L)	200 / 40	85	22	3.5	5.7	6.0	4.9	4.8	1.3	0.92	0.81	0.61	<0.086
1,1-Dichloroethene (ug/L)	7 / 0.7	ND	ND	ND	ND	1.2	0.64	0.40	J ^(0.14)	J ^(0.11)	<0.10	<0.10	<0.14
1,2-Dichloroethane (ug/L)	5 / 0.5					<0.23	<0.27	<0.27	<0.27	<0.27	<0.27	<0.27	<0.053
1,1,2-Trichloroethane (ug/L)	5 / 0.5					<0.030	<0.18	<0.18	<0.18	<0.18	<0.18	<0.18	<0.12
Trichloroethene (ug/L)	5 / 0.5	49	20	2.7	6.6	9.2	7.2	7.5	3.9	3.4	3.6	2.5	2.4
1,1-Dichloroethane (ug/L)	850 / 85	ND	ND	ND	ND	<0.10	<0.26	0.31	<0.26	<0.26	<0.26	<0.26	<0.063
cis-1,2-Dichloroethene (ug/L)	70 / 7					<0.080	J ^(0.24)	<0.12	<0.12	J ^(0.15)	<0.12	<0.12	<0.039
Trichlorofluoromethane (ug/L)	3490 / 698	ND	ND	ND	ND	J ^(0.99)	J ^(0.65)	J ^(0.96)	J ^(0.95)	J ^(0.89)	J ^(0.80)	J ^(0.58)	J ^(0.44)
Chloroethane (ug/L)	400 / 80					<0.050	J ^(0.58)	J ^(0.85)	<0.24	<0.24	<0.24	<0.24	<0.11
Vinyl chloride (ug/L)	0.2 / 0.02					<0.070	<0.11	<0.11	<0.11	<0.11	<0.11	<0.11	<0.13
Chloromethane (ug/L)	30 / 3					<0.050	<0.090	<0.090	J ^(0.16)	J ^(0.65)	<0.090	<0.090	<0.15
Methylene chloride (ug/L)	5 / 0.5					<0.27	<0.45	BJ ^(0.70)	<0.45	<0.45	<0.45	<0.45	<1.3
p/m Xylene (ug/L)	Total Xylenes					<0.30	<0.31	<0.31	<0.31	<0.31	<0.31	<0.31	<0.12
o-Xylene (ug/L)	2000 / 400					<0.22	<0.35	<0.35	<0.35	<0.35	<0.35	<0.35	<0.14
Toluene (ug/L)	800 / 160					<0.16	<0.16	<0.16	<0.16	<0.16	<0.16	J ^(0.16)	<0.075

ES / PAL		970 Priester Ln.* (cont.)											
		Apr-05	Mar-07	Jun-08	Apr-10	Mar-13	Aug-14	Dec-14	Jun-15	Oct-17	Dec-17	Jun-18	Nov-18
Dichlorodifluoromethane (ug/L)	1000 / 200	<0.60	<0.29	<0.40	<0.50	<0.20	<0.50	<0.50	<0.49	<0.31	<0.31	<0.23	<0.23
Tetrachloroethene (ug/L)	5 / 0.5	J ^(0.40)	J ^(0.31)	<0.40	<0.50	J ^(0.14)	J ^(0.19)	J ^(0.23)	J ^(0.31)	<0.16	J ^(0.25)	<0.17	<0.17
trans-1,2-Dichloroethene (ug/L)	100 / 20	<0.60	<0.40	<0.50	<0.50	<0.15	<0.23	<0.23	<0.21	<0.21	<0.21	<0.12	<0.24
1,1,1-Trichloroethane (ug/L)	200 / 40	<0.60	<0.50	<0.60	<0.50	<0.19	<0.26	<0.26	<0.20	J ^(0.25)	J ^(0.29)	J ^(0.28)	J ^(0.27)
1,1-Dichloroethene (ug/L)	7 / 0.7	<0.50	<0.30	<0.40	<0.50	<0.19	<0.20	<0.20	<0.22	<0.18	<0.18	<0.16	<0.16
1,2-Dichloroethane (ug/L)	5 / 0.5	<0.50	<0.50	<0.30	<0.50	<0.37	<0.13	<0.13	<0.17	<0.32	<0.32	<0.22	<0.22
1,1,2-Trichloroethane (ug/L)	5 / 0.5	<0.40	<0.50	<0.50	<0.50	<0.15	<0.14	<0.14	<0.24	<0.22	<0.22	<0.18	<0.18
Trichloroethene (ug/L)	5 / 0.5	2.1	1.8	2.0	1.8	1.2	1.3	1.4	1.5	1.2	1.6	1.5	1.5
1,1-Dichloroethane (ug/L)	850 / 85	<0.50	<0.40	<0.40	<0.50	<0.11	<0.16	<0.16	<0.22	<0.14	<0.14	<0.17	<0.17
cis-1,2-Dichloroethene (ug/L)	70 / 7	<0.60	<0.40	<0.40	<0.50	<0.085	<0.13	<0.13	<0.25	<0.20	<0.20	<0.15	<0.15
Trichlorofluoromethane (ug/L)	3490 / 698	<0.50	<0.70	J ^(0.67)	<0.50	J ^(0.28)	J ^(0.23)	J ^(0.29)	J ^(0.22)	<0.13	<0.13	<0.23	<0.23
Chloroethane (ug/L)	400 / 80	<0.70	<0.60	<0.40	<0.50	<0.22	<0.27	<0.27	<0.34	<0.44	<0.44	<0.49	<0.49
Vinyl chloride (ug/L)	0.2 / 0.02	<0.12	<0.15	<0.15	<0.20	<0.16	<0.10	<0.10	<0.15	<0.096	<0.0096	<0.092	<0.092
Chloromethane (ug/L)	30 / 3	<0.24	J ^(0.82)	<0.30	<2.0	14.6	<0.34	<0.34	<0.64	<1.1	<1.1	<0.16	<0.16
Methylene chloride (ug/L)	5 / 0.5	1.4	<1.0	<0.50	<2.0	<2.0	<2.0	<2.0	<0.56	<1.2	<1.2	<0.98	<0.98
p/m Xylene (ug/L)	Total Xylenes	<1.0	<0.90	<0.50	<1.0	<0.11	<0.31	<0.31	<0.41	<0.24	<0.24	<0.31	<0.31
o-Xylene (ug/L)	2000 / 400	<0.40	<0.60	<0.50	<0.50	<0.10	<0.094	<0.094	<0.19	<0.17	<0.17	<0.16	<0.16
Toluene (ug/L)	800 / 160	<0.40	<0.40	<0.20	<0.50	<0.077	<0.11	J ^(0.20)	<0.13	<0.17	<0.17	<0.083	<0.083

J- Result is less than the LOQ but greater than the LOD.

B- Parameter was detected in the method blank.

LOD- Limit of Detection

²- May be associated with chlorination of well.

LOQ-Limit of Quantification

^D-Quantification was performed on a dilution of the sample.

ug/L- Micrograms per Liter (parts per billion).

- Indicates Detection.

*- Inorganic water quality data available.

ND- No Detect.

P/NP- Present/Not Present

NA- Not Analyzed

- Analytical data obtained from the WDNR Special Well Construction Area Data Base, Town of Hudson, Wisconsin.

TABLE 1 (cont.)

ES / PAL	973 Priester Ln.*										
	Oct-85	Jun-92	Dec-95	Mar-97	Mar-00	Jun-01	Jun-02	Jun-03	Jul-04	May-05	
Dichlorodifluoromethane (ug/L)	1000 / 200			<0.080	<0.14	<0.14	<0.14	<0.14	<0.14	<0.063	<0.60
Tetrachloroethene (ug/L)	5 / 0.5	3.6	ND	<0.050	<0.13	<0.13	<0.13	<0.13	<0.13	<0.075	<0.40
trans-1,2-Dichloroethene (ug/L)	100 / 20			<0.040	<0.11	<0.11	<0.11	<0.11	<0.11	<0.059	<0.60
1,1,1-Trichloroethane (ug/L)	200 / 40	100	ND	<0.050	<0.19	<0.19	<0.19	<0.19	<0.19	<0.065	<0.60
1,1-Dichloroethene (ug/L)	7 / 0.7	4.8	ND	<0.050	<0.10	<0.10	<0.10	<0.10	<0.10	<0.061	<0.50
1,2-Dichloroethane (ug/L)	5 / 0.5			<0.23	<0.27	<0.27	<0.27	<0.27	<0.27	<0.054	<0.50
1,1,2-Trichloroethane (ug/L)	5 / 0.5			<0.030	<0.18	<0.18	<0.18	<0.18	<0.18	<0.052	<0.40
Trichloroethene (ug/L)	5 / 0.5	51	ND	<0.06	<0.14	<0.14	<0.14	<0.14	<0.14	<0.074	<0.15
1,1-Dichloroethane (ug/L)	850 / 85		ND	<0.10	<0.26	<0.26	<0.26	<0.26	<0.26	<0.057	<0.50
cis-1,2-Dichloroethene (ug/L)	70 / 7			<0.080	<0.12	<0.12	<0.12	<0.12	<0.12	<0.055	<0.60
Trichlorofluoromethane (ug/L)	3490 / 698		ND	<0.080	<0.51	<0.51	<0.51	<0.51	<0.51	<0.060	<0.50
Chloroethane (ug/L)	400 / 80			<0.050	<0.24	<0.24	<0.24	<0.24	<0.24	<0.074	<0.70
Vinyl chloride (ug/L)	0.2 / 0.02			<0.070	<0.11	<0.11	<0.11	<0.11	<0.11	<0.065	<0.12
Chloromethane (ug/L)	30 / 3			<0.050	<0.090	<0.090	<0.090	<0.090	<0.090	<0.074	<0.24
Methylene chloride (ug/L)	5 / 0.5			<0.27	<0.45	<0.45	<0.45	<0.45	<0.45	<0.44	<0.40
p/m Xylene (ug/L)	Total Xylenes			<0.30	<0.31	<0.31	<0.31	<0.31	<0.31	<0.13	<1.0
o-Xylene (ug/L)	2000 / 400			<0.22	<0.35	<0.35	<0.35	<0.35	<0.35	<0.062	<0.40
Toluene (ug/L)	800 / 160			<0.16	<0.16	<0.16	<0.16	<0.16	<0.16	<0.069	<0.40

ES / PAL	973 Priester Lane* (cont.)			
	Jul-06	Jul-07	Jul-08	
Dichlorodifluoromethane (ug/L)	1000 / 200	<0.29	<0.40	<0.40
Tetrachloroethene (ug/L)	5 / 0.5	<0.29	<0.40	<0.40
trans-1,2-Dichloroethene (ug/L)	100 / 20	<0.40	<0.50	<0.50
1,1,1-Trichloroethane (ug/L)	200 / 40	<0.50	<0.60	<0.60
1,1-Dichloroethene (ug/L)	7 / 0.7	<0.30	<0.40	<0.40
1,2-Dichloroethane (ug/L)	5 / 0.5	<0.50	<0.30	<0.30
1,1,2-Trichloroethane (ug/L)	5 / 0.5	<0.50	<0.50	<0.50
Trichloroethene (ug/L)	5 / 0.5	<0.15	<0.15	<0.15
1,1-Dichloroethane (ug/L)	850 / 85	<0.40	<0.40	<0.40
cis-1,2-Dichloroethene (ug/L)	70 / 7	<0.40	<0.40	<0.40
Trichlorofluoromethane (ug/L)	3490 / 698	<0.70	<0.40	<0.40
Chloroethane (ug/L)	400 / 80	<0.60	<0.40	<0.40
Vinyl chloride (ug/L)	0.2 / 0.02	<0.15	<0.15	<0.15
Chloromethane (ug/L)	30 / 3	<0.30	<0.30	<0.30
Methylene chloride (ug/L)	5 / 0.5	<1.0	<0.50	<0.50
p/m Xylene (ug/L)	Total Xylenes	<0.90	<0.50	<0.50
o-Xylene (ug/L)	2000 / 400	<0.60	<0.50	<0.50
Toluene (ug/L)	800 / 160	<0.40	<0.20	<0.20

J- Result is less than the LOQ but greater than the LOD.

B- Parameter was detected in the method blank.

LOD- Limit of Detection

²- May be associated with chlorination of well.

LOQ-Limit of Quantification

^D -Quantification was performed on a dilution of the sample.

ug/L- Micrograms per Liter (parts per billion).

- Indicates Detection.

*- Inorganic water quality data available.

ND- No Detect.

P/NP- Present/Not Present

NA- Not Analyzed

- Analytical data obtained from the WDNR Special Well Construction Area Data Base, Town of Hudson, Wisconsin.

TABLE 1 (cont.)

ES / PAL		974 Priester Ln.											
		Sep-85	Jul-89	Dec-90	Dec-95	Apr-97	Oct-97	Nov-98	Dec-99	Nov-00	Mar-02	Jan-03	Apr-04
Dichlorodifluoromethane (ug/L)	1000 / 200				J ^(1.4)	<0.14	J ^(0.22)	<0.14	J ^(0.19)	J ^(0.25)	J ^(0.21)	<0.14	<0.063
Tetrachloroethene (ug/L)	5 / 0.5	ND	ND		0.54	0.66	0.58	<0.13	J ^(0.28)	J ^(0.18)	<0.13	J ^(0.24)	J ^(0.25)
trans-1,2-Dichloroethene (ug/L)	100 / 20				<0.040	<0.11	<0.11	<0.11	<0.11	<0.11	<0.11	<0.11	<0.059
1,1,1-Trichloroethane (ug/L)	200 / 40	18	ND	3.4	3.6	5.0	3.9	3.2	1.7	0.78	0.44	0.35	J ^(0.41)
1,1-Dichloroethene (ug/L)	7 / 0.7	ND	ND		1.5	0.34	0.35	<0.10	J ^(0.12)	<0.10	<0.10	<0.10	<0.061
1,2-Dichloroethane (ug/L)	5 / 0.5				<0.23	<0.27	<0.27	<0.27	<0.27	<0.27	<0.27	<0.27	<0.054
1,1,2-Trichloroethane (ug/L)	5 / 0.5				<0.030	<0.18	<0.18	<0.18	<0.18	<0.18	<0.18	<0.18	<0.052
Trichloroethene (ug/L)	5 / 0.5	5.5	ND	3.9	7.1	7.4	7.0	6.1	3.9	2.2	2.5	1.2	1.6
1,1-Dichloroethane (ug/L)	850 / 85	ND	ND		<0.10	<0.26	<0.26	<0.26	<0.26	<0.26	<0.26	<0.26	<0.057
cis-1,2-Dichloroethene (ug/L)	70 / 7				<0.080	<0.12	<0.12	<0.12	<0.12	<0.12	<0.12	<0.12	<0.055
Trichlorofluoromethane (ug/L)	3490 / 698	ND	ND	1.1	<0.080	J ^(0.72)	J ^(0.71)	<0.51	J ^(0.53)	J ^(0.59)	J ^(0.59)	<0.51	J ^(0.36)
Chloroethane (ug/L)	400 / 80				<0.050	J ^(0.69)	J ^(0.36)	<0.24	J ^(0.67)	<0.24	J ^(0.52)	<0.24	<0.074
Vinyl chloride (ug/L)	0.2 / 0.02				<0.070	<0.11	<0.11	<0.11	<0.11	<0.11	<0.11	<0.11	<0.065
Chloromethane (ug/L)	30 / 3				<0.050	<0.090	<0.090	<0.090	<0.090	<0.090	<0.090	<0.090	<0.074
Methylene chloride (ug/L)	5 / 0.5				<0.27	<0.45	<0.45	<0.45	<0.45	<0.45	<0.45	<0.45	<0.44
p/m Xylene (ug/L)	Total Xylenes				<0.30	<0.31	<0.31	<0.31	<0.31	<0.31	<0.31	<0.31	<0.13
o-Xylene (ug/L)	2000 / 400				<0.22	<0.35	<0.35	<0.35	<0.35	<0.35	<0.35	<0.35	<0.062
Toluene (ug/L)	800 / 160				<0.16	J ^(0.16)	<0.16	<0.16	<0.16	<0.16	<0.16	<0.16	<0.069

ES / PAL		974 Priester Ln. (cont.)								
		Mar-05	Mar-06	Mar-07	Feb-08	Sep-09	Nov-12	Jun-15	Oct-17	
Dichlorodifluoromethane (ug/L)	1000 / 200	J ^(1.2)	<0.60	<0.29	<0.40	<1.0	<0.20	<0.49	<0.31	
Tetrachloroethene (ug/L)	5 / 0.5	<0.40	<0.40	<0.29	<0.40	<1.0	<0.13	<0.19	<0.16	
trans-1,2-Dichloroethene (ug/L)	100 / 20	<0.60	<0.60	<0.40	<0.50	<1.0	<0.15	<0.21	<0.21	
1,1,1-Trichloroethane (ug/L)	200 / 40	<0.60	<0.60	<0.50	<0.60	<1.0	<0.19	<0.20	<0.15	
1,1-Dichloroethene (ug/L)	7 / 0.7	<0.50	<0.50	<0.30	<0.40	<1.0	<0.19	<0.22	<0.18	
1,2-Dichloroethane (ug/L)	5 / 0.5	<0.50	<0.50	<0.50	<0.30	<1.0	<0.37	<0.17	<0.32	
1,1,2-Trichloroethane (ug/L)	5 / 0.5	<0.40	<0.40	<0.50	<0.50	<1.0	<0.15	<0.24	<0.22	
Trichloroethene (ug/L)	5 / 0.5	1.4	1.4	1.5	1.2	1.4	1.1	1.1	1.1	
1,1-Dichloroethane (ug/L)	850 / 85	<0.50	<0.50	<0.40	<0.40	<1.0	<0.11	<0.22	<0.14	
cis-1,2-Dichloroethene (ug/L)	70 / 7	<0.60	<0.60	<0.40	<0.40	<1.0	<0.085	<0.25	<0.20	
Trichlorofluoromethane (ug/L)	3490 / 698	<0.50	J ^(0.53)	<0.70	<0.40	<1.0	J ^(0.16)	<0.18	J ^(0.13)	
Chloroethane (ug/L)	400 / 80	<0.70	<0.70	<0.60	<0.40	<1.0	<0.22	<0.34	<0.44	
Vinyl chloride (ug/L)	0.2 / 0.02	<0.12	<0.12	<0.15	<0.15	<0.40	<0.16	<0.15	<0.096	
Chloromethane (ug/L)	30 / 3	<0.24	<0.24	J ^(0.63)	<0.30	<4.0	<0.41	<0.64	<1.1	
Methylene chloride (ug/L)	5 / 0.5	<0.40	<0.40	<1.0	<0.50	<4.0	<2.0	<0.56	<1.2	
p/m Xylene (ug/L)	Total Xylenes	<1.0	<1.0	<0.90	<0.50	<2.0	<0.22	<0.41	<0.24	
o-Xylene (ug/L)	2000 / 400	<0.40	<0.40	<0.60	<0.50	<1.0	<0.10	<0.19	<0.17	
Toluene (ug/L)	800 / 160	<0.40	<0.40	<0.40	<0.20	<1.0	<0.077	<0.13	<0.17	

J- Result is less than the LOQ but greater than the LOD.

B- Parameter was detected in the method blank.

LOD- Limit of Detection

²- May be associated with chlorination of well.

LOQ-Limit of Quantification

^D-Quantification was performed on a dilution of the sample.

ug/L- Micrograms per Liter (parts per billion).

- Indicates Detection.

*- Inorganic water quality data available.

ND- No Detect.

P/NP- Present/Not Present

NA- Not Analyzed

- Analytical data obtained from the WDNR Special Well Construction Area Data Base, Town of Hudson, Wisconsin.

TABLE 1 (cont.)

ES / PAL	980 Priester Ln.*												
	Sep-85	Dec-95	Jan-99	Mar-00	Oct-00	Feb-02	Feb-02	Jul-04	Jul-07	Dec-07	Apr-09	Mar-11	
Dichlorodifluoromethane (ug/L)	1000 / 200	J ^(1.2)	<0.14	<0.14	<0.14	J ^(0.37)	J ^(0.63)	J ^(0.43)	J ^(0.27)	<0.40	J ^(0.46)	<1.0	<0.30
Tetrachloroethene (ug/L)	5 / 0.5	ND	<0.050	<0.13	<0.13	<0.13	<0.13	J ^(0.17)	J ^(0.16)	<0.40	<0.40	<1.0	<0.15
trans-1,2-Dichloroethene (ug/L)	100 / 20		<0.040	<0.11	<0.11	<0.11	<0.11	<0.11	<0.059	<0.50	<0.50	<1.0	<0.11
1,1,1-Trichloroethane (ug/L)	200 / 40	3.6	1.1	<0.19	0.39	0.56	<0.19	0.29	J ^(0.24)	<0.60	<0.60	<1.0	<0.090
1,1-Dichloroethene (ug/L)	7 / 0.7	ND	<0.050	<0.10	<0.10	<0.10	<0.10	<0.10	<0.061	<0.40	<0.40	<1.0	<0.20
1,2-Dichloroethane (ug/L)	5 / 0.5		<0.23	<0.27	<0.27	<0.27	<0.27	<0.27	<0.054	<0.30	<0.30	<1.0	<0.080
1,1,2-Trichloroethane (ug/L)	5 / 0.5		<0.030	<0.18	<0.18	<0.18	<0.18	<0.18	<0.052	<0.50	<0.50	<1.0	<0.11
Trichloroethene (ug/L)	5 / 0.5	ND	0.95	J ^(0.20)	1.1	1.3	0.95	0.94	1.2	0.97	J ^(0.43)	1.2	J ^(0.69)
1,1-Dichloroethane (ug/L)	850 / 85	ND	<0.10	<0.26	<0.26	<0.26	<0.26	<0.26	<0.057	<0.40	<0.40	<1.0	<0.080
cis-1,2-Dichloroethene (ug/L)	70 / 7		<0.080	<0.12	<0.12	<0.12	<0.12	<0.12	<0.055	<0.40	<0.40	<1.0	<0.23
Trichlorofluoromethane (ug/L)	3490 / 698	ND	<0.080	<0.51	<0.51	J ^(0.54)	J ^(0.66)	<0.51	J ^(0.48)	J ^(0.55)	<0.40	<1.0	J ^(0.19)
Chloroethane (ug/L)	400 / 80		<0.050	<0.24	<0.24	<0.24	J ^(0.31)	<0.24	<0.074	<0.40	<0.40	<1.0	<0.32
Vinyl chloride (ug/L)	0.2 / 0.02		<0.070	<0.11	<0.11	<0.11	<0.11	<0.11	<0.065	<0.15	<0.15	<0.40	<0.11
Chloromethane (ug/L)	30 / 3		<0.050	<0.090	<0.090	<0.090	<0.090	<0.090	<0.074	<0.30	<0.30	<4.0	<0.36
Methylene chloride (ug/L)	5 / 0.5		<0.27	<0.45	<0.45	<0.45	<0.45	<0.45	<0.44	<0.50	<0.50	<4.0	<2.0
p/m Xylene (ug/L)	Total Xylenes		<0.30	<0.31	<0.31	<0.31	<0.31	<0.31	<0.13	<0.50	<0.50	<2.0	<0.15
o-Xylene (ug/L)	2000 / 400		<0.22	<0.35	<0.35	<0.35	<0.35	<0.35	<0.062	<0.50	<0.50	<1.0	<0.10
Toluene (ug/L)	800 / 160		<0.16	<0.16	<0.16	<0.16	<0.16	<0.16	<0.069	<0.20	<0.20	<1.0	<0.11

ES / PAL	980 Priester Ln. (Cont.)			
	Nov-12	Dec-16	Oct-17	
Dichlorodifluoromethane (ug/L)	1000 / 200	<0.20	<0.23	<0.31
Tetrachloroethene (ug/L)	5 / 0.5	<0.13	<0.25	<0.16
trans-1,2-Dichloroethene (ug/L)	100 / 20	<0.15	<0.16	<0.21
1,1,1-Trichloroethane (ug/L)	200 / 40	<0.19	<0.17	<0.15
1,1-Dichloroethene (ug/L)	7 / 0.7	<0.19	<0.28	<0.18
1,2-Dichloroethane (ug/L)	5 / 0.5	<0.37	<0.17	<0.32
1,1,2-Trichloroethane (ug/L)	5 / 0.5	<0.15	<0.15	<0.22
Trichloroethene (ug/L)	5 / 0.5	J ^(0.95)	0.97	1.0
1,1-Dichloroethane (ug/L)	850 / 85	<0.11	<0.17	<0.14
cis-1,2-Dichloroethene (ug/L)	70 / 7	<0.085	<0.12	<0.20
Trichlorofluoromethane (ug/L)	3490 / 698	J ^(0.19)	<0.33	J ^(0.17)
Chloroethane (ug/L)	400 / 80	<0.22	<0.34	<0.44
Vinyl chloride (ug/L)	0.2 / 0.02	<0.16	<0.069	<0.096
Chloromethane (ug/L)	30 / 3	<0.41	<0.25	<1.1
Methylene chloride (ug/L)	5 / 0.5	<2.0	<0.29	<1.2
p/m Xylene (ug/L)	Total Xylenes	<0.22	<0.11	<0.24
o-Xylene (ug/L)	2000 / 400	<0.10	<0.20	<0.17
Toluene (ug/L)	800 / 160	<0.077	<0.14	<0.17

J- Result is less than the LOQ but greater than the LOD.

B- Parameter was detected in the method blank.

LOD- Limit of Detection

²- May be associated with chlorination of well.

LOQ-Limit of Quantification

^D-Quantification was performed on a dilution of the sample.

ug/L- Micrograms per Liter (parts per billion).

- Indicates Detection.

*- Inorganic water quality data available.

ND- No Detect.

P/NP- Present/Not Present

NA- Not Analyzed

- Analytical data obtained from the WDNR Special Well Construction Area Data Base, Town of Hudson, Wisconsin.

TABLE 1 (cont.)

ES / PAL		981 Priester Ln.										
		Mar-00	May-01	Jun-02	Feb-03	Apr-04	Feb-05	May-06	Apr-07	Mar-08	Jun-09	Nov-18
Dichlorodifluoromethane (ug/L)	1000 / 200	<0.14	J ^(0.15)	J ^(0.65)	<0.14	<0.063	7.9	<0.60	<0.29	<0.40	<1.0	<0.23
Tetrachloroethene (ug/L)	5 / 0.5	J ^(0.15)	<0.13	<0.13	<0.13	<0.075	<0.40	<0.40	<0.29	<0.40	<1.0	<0.17
trans-1,2-Dichloroethene (ug/L)	100 / 20	<0.11	<0.11	<0.11	<0.11	<0.059	<0.60	<0.60	<0.40	<0.50	<1.0	<0.24
1,1,1-Trichloroethane (ug/L)	200 / 40	<0.19	<0.19	<0.19	<0.19	<0.065	<0.60	<0.60	<0.50	<0.60	<1.0	<0.14
1,1-Dichloroethene (ug/L)	7 / 0.7	<0.10	<0.10	<0.10	<0.10	<0.061	<0.50	<0.50	<0.30	<0.40	<1.0	<0.16
1,2-Dichloroethane (ug/L)	5 / 0.5	<0.27	<0.27	<0.27	<0.27	<0.054	<0.50	<0.50	<0.50	<0.30	<1.0	<0.22
1,1,2-Trichloroethane (ug/L)	5 / 0.5	<0.18	<0.18	<0.18	<0.18	<0.052	<0.40	<0.40	<0.50	<0.50	<1.0	<0.18
Trichloroethene (ug/L)	5 / 0.5	0.67	0.65	0.55	0.59	0.88	1.0	0.80	0.85	0.93	J ^(0.98)	0.86
1,1-Dichloroethane (ug/L)	850 / 85	<0.26	<0.26	<0.26	<0.26	<0.057	<0.50	<0.50	<0.40	<0.40	<1.0	<0.17
cis-1,2-Dichloroethene (ug/L)	70 / 7	<0.12	J ^(0.14)	<0.12	<0.12	<0.055	<0.60	<0.60	<0.40	<0.40	<1.0	<0.15
Trichlorofluoromethane (ug/L)	3490 / 698	J ^(0.77)	J ^(0.59)	<0.51	<0.51	J ^(0.37)	J ^(0.71)	<0.50	<0.70	<0.40	<1.0	<0.23
Chloroethane (ug/L)	400 / 80	<0.24	<0.090	<0.090	<0.090	<0.074	<0.70	<0.70	<0.60	<0.40	<1.0	<0.49
Vinyl chloride (ug/L)	0.2 / 0.02	<0.11	<0.11	<0.11	<0.11	<0.065	<0.12	<0.12	<0.15	<0.15	<0.40	<0.092
Chloromethane (ug/L)	30 / 3	<0.090	J ^(0.71)	<0.090	<0.090	<0.074	<0.24	<0.24	J ^(0.35)	<0.30	<4.0	<0.16
Methylene chloride (ug/L)	5 / 0.5	<0.45	<0.45	<0.45	<0.45	<0.44	<0.40	<0.40	<1.0	<0.50	<4.0	<0.98
p/m Xylene (ug/L)	Total Xylenes	<0.31	<0.31	<0.31	<0.31	<0.13	<1.0	<1.0	<0.90	<0.50	<2.0	<0.31
o-Xylene (ug/L)	2000 / 400	<0.35	<0.35	<0.35	<0.35	<0.062	<0.40	<0.40	<0.60	<0.50	<1.0	<0.16
Toluene (ug/L)	800 / 160	7.1	<0.16	<0.16	<0.16	<0.069	<0.40	<0.40	<0.40	<0.20	<1.0	<0.083

ES / PAL		984 Priester Ln.											
		Dec-95	Jun-96	Mar-00	Jun-01	Jun-02	Jul-03	Jul-04	May-05	Jul-06	Jul-07	Jul-08	Jun-09
Dichlorodifluoromethane (ug/L)	1000 / 200	J ^(1.2)	<0.14	<0.14	<0.14	<0.14	<0.14	<0.063	<0.60	<0.29	<0.40	<0.40	<1.0
Tetrachloroethene (ug/L)	5 / 0.5	<0.050	<0.13	<0.13	<0.13	<0.13	<0.13	<0.075	<0.40	<0.29	<0.40	<0.40	<1.0
trans-1,2-Dichloroethene (ug/L)	100 / 20	<0.040	<0.11	<0.11	<0.11	<0.11	<0.11	<0.059	<0.60	<0.40	<0.50	<0.50	<1.0
1,1,1-Trichloroethane (ug/L)	200 / 40	<0.050	<0.19	<0.19	<0.19	<0.19	<0.19	<0.065	<0.60	<0.50	<0.60	<0.60	<1.0
1,1-Dichloroethene (ug/L)	7 / 0.7	<0.050	<0.10	<0.10	<0.10	<0.10	<0.10	<0.061	<0.50	<0.30	<0.40	<0.40	<1.0
1,2-Dichloroethane (ug/L)	5 / 0.5	<0.23	<0.27	<0.27	<0.27	<0.27	<0.27	<0.054	<0.50	<0.50	<0.30	<0.30	<1.0
1,1,2-Trichloroethane (ug/L)	5 / 0.5	<0.030	<0.18	<0.18	<0.18	<0.18	<0.18	<0.052	<0.40	<0.50	<0.50	<0.50	<1.0
Trichloroethene (ug/L)	5 / 0.5	<0.06	<0.14	<0.14	<0.14	<0.14	<0.14	<0.074	<0.15	<0.15	<0.15	<0.15	<0.25
1,1-Dichloroethane (ug/L)	850 / 85	<0.10	<0.26	<0.26	<0.26	<0.26	<0.26	<0.057	<0.50	<0.40	<0.40	<0.40	<1.0
cis-1,2-Dichloroethene (ug/L)	70 / 7	<0.080	<0.12	<0.12	<0.12	<0.12	<0.12	<0.055	<0.60	<0.40	<0.40	<0.40	<1.0
Trichlorofluoromethane (ug/L)	3490 / 698	<0.080	<0.51	<0.51	<0.51	<0.51	<0.51	<0.060	<0.50	<0.70	<0.40	<0.40	<1.0
Chloroethane (ug/L)	400 / 80	<0.050	<0.24	<0.24	<0.24	<0.24	<0.24	<0.074	<0.70	<0.60	<0.40	<0.40	<1.0
Vinyl chloride (ug/L)	0.2 / 0.02	<0.070	<0.11	<0.11	<0.11	<0.11	<0.11	<0.065	<0.12	<0.15	<0.15	<0.15	<0.40
Chloromethane (ug/L)	30 / 3	<0.050	<0.090	<0.090	<0.090	<0.090	<0.090	<0.074	<0.24	<0.30	<0.30	<0.30	<4.0
Methylene chloride (ug/L)	5 / 0.5	<0.27	<0.45	<0.45	<0.45	<0.45	<0.45	<0.44	<0.40	<1.0	<0.50	<0.50	<4.0
p/m Xylene (ug/L)	Total Xylenes	<0.30	<0.31	<0.31	<0.31	<0.31	<0.31	<0.13	<1.0	<0.90	<0.50	<0.50	<2.0
o-Xylene (ug/L)	2000 / 400	<0.22	0.84	<0.35	<0.35	<0.35	<0.35	<0.062	<0.40	<0.60	<0.50	<0.50	<1.0
Toluene (ug/L)	800 / 160	2.4	<0.16	<0.16	<0.16	<0.16	<0.16	<0.069	<0.40	<0.40	<0.20	<0.20	<1.0

J- Result is less than the LOQ but greater than the LOD.

B- Parameter was detected in the method blank.

LOD- Limit of Detection

²- May be associated with chlorination of well.

LOQ-Limit of Quantification

^D-Quantification was performed on a dilution of the sample.

ug/L- Micrograms per Liter (parts per billion).

- Indicates Detection.

*- Inorganic water quality data available.

ND- No Detect.

P/NP- Present/Not Present

NA- Not Analyzed

- Analytical data obtained from the WDNR Special Well Construction Area Data Base, Town of Hudson, Wisconsin.

TABLE 1 (cont.)

		984							
		Priester Lane (cont.)							
ES / PAL		Dec-09	Mar-10	Jul-11	Jun-12	Jun-13	Jun-14	Jun-17	Jun-18
Dichlorodifluoromethane (ug/L)	1000 / 200	<1.0	<0.30	<0.23	<0.20	<0.20	<0.50	<0.23	<0.23
Tetrachloroethene (ug/L)	5 / 0.5	<1.0	<0.15	<0.26	<0.13	<0.29	<0.16	<0.25	<0.17
trans-1,2-Dichloroethene (ug/L)	100 / 20	<1.0	<0.11	<0.21	<0.14	<0.24	<0.23	<0.16	<0.12
1,1,1-Trichloroethane (ug/L)	200 / 40	<1.0	<0.090	<0.26	<0.19	<0.50	<0.26	<0.17	<0.14
1,1-Dichloroethene (ug/L)	7 / 0.7	<1.0	<0.20	<0.47	<0.19	<0.24	<0.20	<0.28	<0.16
1,2-Dichloroethane (ug/L)	5 / 0.5	<1.0	<0.080	<0.23	<0.37	<0.22	<0.13	<0.17	<0.22
1,1,2-Trichloroethane (ug/L)	5 / 0.5	<1.0	<0.11	<0.38	<0.015	<0.16	<0.13	<0.15	<0.18
Trichloroethene (ug/L)	5 / 0.5	<0.25	<0.14	<0.20	J ^(0.077)	<0.12	0.42	<0.052	J ^(0.46)
1,1-Dichloroethane (ug/L)	850 / 85	<1.0	<0.080	<0.20	<0.11	<0.50	<0.16	<0.17	<0.17
cis-1,2-Dichloroethene (ug/L)	70 / 7	<1.0	<0.23	<0.37	<0.085	<0.23	<0.13	<0.12	<0.15
Trichlorofluoromethane (ug/L)	3490 / 698	<1.0	<0.14	<0.30	<0.13	J ^(0.26)	<0.22	<0.33	<0.23
Chloroethane (ug/L)	400 / 80	<1.0	<0.32	<0.32	<0.22	<0.50	<0.24	<0.34	<0.49
Vinyl chloride (ug/L)	0.2 / 0.02	<0.40	<0.11	<0.17	<0.16	<0.14	<0.20	<0.069	<0.092
Chloromethane (ug/L)	30 / 3	<4.0	<0.36	<0.36	<0.41	<2.0	<0.34	<0.25	<0.16
Methylene chloride (ug/L)	5 / 0.5	<4.0	<2.0	<2.0	<2.0	<2.0	<2.0	<0.29	<0.98
p/m Xylene (ug/L)	Total Xylenes	<2.0	<0.15	<0.66	<0.17	<0.48	<0.31	<0.11	<0.31
o-Xylene (ug/L)	2000 / 400	<1.0	<0.10	<0.46	<0.077	<0.24	<0.094	<0.20	<0.16
Toluene (ug/L)	800 / 160	<1.0	<0.11	<0.39	<0.076	<0.23	<0.11	<0.14	<0.083

		986		
		Priester Ln.*		
ES / PAL		Sep-85	Dec-95	Feb-96
Dichlorodifluoromethane (ug/L)	1000 / 200	ND	<0.050	<0.13
Tetrachloroethene (ug/L)	5 / 0.5		<0.040	<0.11
trans-1,2-Dichloroethene (ug/L)	100 / 20	ND	<0.050	<0.19
1,1,1-Trichloroethane (ug/L)	200 / 40	ND	<0.050	<0.10
1,1-Dichloroethene (ug/L)	7 / 0.7		<0.23	<0.27
1,2-Dichloroethane (ug/L)	5 / 0.5		<0.030	<0.18
1,1,2-Trichloroethane (ug/L)	5 / 0.5	ND	<0.06	<0.14
Trichloroethene (ug/L)	5 / 0.5	ND	<0.10	<0.26
1,1-Dichloroethane (ug/L)	850 / 85		<0.080	<0.12
cis-1,2-Dichloroethene (ug/L)	70 / 7	ND	<0.080	<0.51
Trichlorofluoromethane (ug/L)	3490 / 698		<0.050	<0.24
Chloroethane (ug/L)	400 / 80		<0.070	<0.11
Vinyl chloride (ug/L)	0.2 / 0.02		<0.050	<0.090
Chloromethane (ug/L)	30 / 3		<0.27	<0.45
Methylene chloride (ug/L)	5 / 0.5		<0.30	<0.31
p/m Xylene (ug/L)	Total Xylenes		<0.22	<0.35
o-Xylene (ug/L)	2000 / 400		<0.16	<0.16
Toluene (ug/L)	800 / 160		<0.16	2.4

J- Result is less than the LOQ but greater than the LOD.

B- Parameter was detected in the method blank.

LOD- Limit of Detection

²- May be associated with chlorination of well.

LOQ-Limit of Quantification

^D-Quantification was performed on a dilution of the sample.

ug/L- Micrograms per Liter (parts per billion).

- Indicates Detection.

*- Inorganic water quality data available.

ND- No Detect.

P/NP- Present/Not Present

NA- Not Analyzed

- Analytical data obtained from the WDNR Special Well Construction Area Data Base, Town of Hudson, Wisconsin.

TABLE 1 (cont.)

		989 Priester Ln.									
ES / PAL		Sep-85	Feb-96	Mar-00	Jun-01	Jun-02	Jun-03	Jun-04	May-05	Jul-06	Jun-08
Dichlorodifluoromethane (ug/L)	1000 / 200		<0.14	<0.14	<0.14	<0.14	<0.14	<0.063	<0.60	<0.29	<0.40
Tetrachloroethene (ug/L)	5 / 0.5	ND	<0.13	<0.13	<0.13	<0.13	<0.13	<0.075	<0.40	<0.29	<0.40
trans-1,2-Dichloroethene (ug/L)	100 / 20		<0.11	<0.11	<0.11	<0.11	<0.11	<0.059	<0.60	<0.40	<0.50
1,1,1-Trichloroethane (ug/L)	200 / 40	ND	<0.19	<0.19	<0.19	<0.19	<0.19	<0.065	<0.60	<0.50	<0.60
1,1-Dichloroethene (ug/L)	7 / 0.7	ND	<0.10	<0.10	<0.10	<0.10	<0.10	<0.061	<0.50	<0.30	<0.40
1,2-Dichloroethane (ug/L)	5 / 0.5		<0.27	<0.27	<0.27	<0.27	<0.27	<0.054	<0.50	<0.50	<0.30
1,1,2-Trichloroethane (ug/L)	5 / 0.5		<0.18	<0.18	<0.18	<0.18	<0.18	<0.052	<0.40	<0.50	<0.50
Trichloroethene (ug/L)	5 / 0.5	ND	<0.14	<0.14	<0.14	<0.14	J ^(0.28)	J ^(0.26)	<0.15	J ^(0.34)	J ^(0.38)
1,1-Dichloroethane (ug/L)	850 / 85	ND	<0.26	<0.26	<0.26	<0.26	<0.26	<0.057	<0.50	<0.40	<0.40
cis-1,2-Dichloroethene (ug/L)	70 / 7		<0.12	<0.12	<0.12	<0.12	<0.12	<0.055	<0.60	<0.40	<0.40
Trichlorofluoromethane (ug/L)	3490 / 698	ND	<0.51	<0.51	<0.51	<0.51	<0.51	<0.060	<0.50	<0.70	<0.40
Chloroethane (ug/L)	400 / 80		<0.24	<0.24	<0.24	J ^(0.45)	<0.24	<0.074	<0.70	<0.60	<0.40
Vinyl chloride (ug/L)	0.2 / 0.02		<0.11	<0.11	<0.11	<0.11	<0.11	<0.065	<0.12	<0.15	<0.15
Chloromethane (ug/L)	30 / 3		<0.090	<0.090	<0.090	<0.090	<0.090	<0.074	<0.24	<0.30	<0.30
Methylene chloride (ug/L)	5 / 0.5		<0.45	<0.45	<0.45	<0.45	<0.45	<0.44	<0.40	<1.0	<0.50
p/m Xylene (ug/L)	Total Xylenes		<0.31	<0.31	<0.31	<0.31	<0.31	<0.13	<1.0	<0.90	<0.50
o-Xylene (ug/L)	2000 / 400		<0.35	<0.35	<0.35	<0.35	<0.35	<0.062	<0.40	<0.60	<0.50
Toluene (ug/L)	800 / 160		<0.16	<0.16	<0.16	<0.16	<0.16	<0.069	<0.40	<0.40	<0.20

ES / PAL		920 Ridge Pass Apr-92	924 Ridge Pass May-92	951 Ridge Pass May-92
Dichlorodifluoromethane (ug/L)	1000 / 200			
Tetrachloroethene (ug/L)	5 / 0.5	ND	ND	ND
trans-1,2-Dichloroethene (ug/L)	100 / 20			
1,1,1-Trichloroethane (ug/L)	200 / 40	ND	ND	ND
1,1-Dichloroethene (ug/L)	7 / 0.7	ND	ND	ND
1,2-Dichloroethane (ug/L)	5 / 0.5			
1,1,2-Trichloroethane (ug/L)	5 / 0.5			
Trichloroethene (ug/L)	5 / 0.5	ND	ND	ND
1,1-Dichloroethane (ug/L)	850 / 85	ND	ND	ND
cis-1,2-Dichloroethene (ug/L)	70 / 7			
Trichlorofluoromethane (ug/L)	3490 / 698	ND	ND	ND
Chloroethane (ug/L)	400 / 80			
Vinyl chloride (ug/L)	0.2 / 0.02			
Chloromethane (ug/L)	30 / 3			
Methylene chloride (ug/L)	5 / 0.5			
p/m Xylene (ug/L)	Total Xylenes			
o-Xylene (ug/L)	2000 / 400			
Toluene (ug/L)	800 / 160			

J- Result is less than the LOQ but greater than the LOD.

B- Parameter was detected in the method blank.

LOD- Limit of Detection

²- May be associated with chlorination of well.

LOQ-Limit of Quantification

^D- Quantification was performed on a dilution of the sample.

ug/L- Micrograms per Liter (parts per billion).

- Indicates Detection.

*- Inorganic water quality data available.

ND- No Detect.

P/NP- Present/Not Present

NA- Not Analyzed

- Analytical data obtained from the WDNR Special Well Construction Area Data Base, Town of Hudson, Wisconsin.

TABLE 1 (cont.)

ES / PAL		575 Schommer Dr.											
		Mar-02	Sep-02	Feb-04	Jan-05	Feb-06	Mar-07	Mar-10	Aug-13	Jun-14	Jun-15	Dec-16	Sep-17
Dichlorodifluoromethane (ug/L)	1000 / 200	J ^(0.14)	<0.14	<0.14	<0.40	<0.60	<0.29	<0.50	<0.40	<0.50	<0.49	<0.23	<0.31
Tetrachloroethene (ug/L)	5 / 0.5	<0.13	<0.13	J ^(0.24)	<0.40	J ^(0.60)	J ^(0.75)	<0.50	J ^(0.48)	J ^(0.91)	J ^(0.34)	<0.25	<0.16
trans-1,2-Dichloroethene (ug/L)	100 / 20	<0.11	<0.11	<0.11	<0.50	<0.60	<0.40	<0.50	<0.24	<0.23	<0.21	<0.16	<0.16
1,1,1-Trichloroethane (ug/L)	200 / 40	3.3	2.4	4.0	3.0	10	16	3.6	1.1	1.1	1.1	1.4	1.1
1,1-Dichloroethene (ug/L)	7 / 0.7	0.69	0.47	0.56	J ^(0.80)	J ^(1.1)	J ^(1.0)	J ^(0.72)	J ^(0.38)	<0.20	J ^(0.27)	0.35	J ^(0.39)
1,2-Dichloroethene (ug/L)	5 / 0.5	<0.27	<0.27	<0.27	<0.40	<0.50	<0.50	<0.50	<0.22	<0.13	<0.17	<0.17	<0.32
1,1,2-Trichloroethane (ug/L)	5 / 0.5	<0.18	<0.18	<0.18	<0.40	<0.40	<0.50	<0.50	<0.16	<0.13	<0.24	<0.15	<0.22
Trichloroethene (ug/L)	5 / 0.5	5.3	3.9	5.1	4.5	10	14	5.2	2.7	2.5	2.3	2.9	2.6
1,1-Dichloroethane (ug/L)	850 / 85	<0.26	<0.26	<0.26	<0.50	<0.50	<0.40	<0.50	<0.50	<0.16	<0.22	<0.17	<0.14
cis-1,2-Dichloroethene (ug/L)	70 / 7	<0.12	<0.12	<0.12	<0.25	<0.60	<0.40	<0.50	<0.23	<0.13	<0.25	<0.12	<0.20
Trichlorofluoromethane (ug/L)	3490 / 698	<0.51	<0.51	<0.51	<0.50	<0.50	<0.70	<0.50	<0.13	<0.22	<0.18	<0.33	<0.13
Chloroethane (ug/L)	400 / 80	<0.24	<0.24	<0.24	<0.50	<0.70	<0.60	<0.50	<0.50	<0.24	<0.34	<0.34	<0.44
Vinyl chloride (ug/L)	0.2 / 0.02	<0.11	<0.11	<0.11	<0.12	<0.12	<0.15	<0.20	<0.14	<0.20	<0.15	<0.069	<0.096
Chloromethane (ug/L)	30 / 3	<0.090	<0.090	<0.090	<0.30	<0.24	<0.30	<2.0	<2.0	<0.34	<0.64	<0.25	<1.1
Methylene chloride (ug/L)	5 / 0.5	<0.45	<0.45	<0.45	<0.50	<0.40	<1.0	<2.0	<2.0	<2.0	<0.56	<0.29	<1.2
p/m Xylene (ug/L)	Total Xylenes	<0.31	<0.31	<0.31	<0.70	<1.0	<0.90	<1.0	<0.48	<0.31	<0.41	<0.11	<0.24
o-Xylene (ug/L)	2000 / 400	<0.35	<0.35	<0.35	<0.30	<0.40	<0.60	<0.50	<0.24	<0.094	<0.19	<0.20	<0.17
Ethyl Benzene (ug/L)	700 / 140	<0.16	<0.16	<0.16	<0.30	<0.50	<0.50	<0.50	<0.24	<0.16	<0.23	<0.15	<0.14
Chloroform (ug/L)	6 / 0.6	<0.18	<0.18	<0.18	<0.25	<0.50	<0.50	<0.50	<0.27	<0.16	<0.27	<0.21	<0.46
Benzene (ug/L)	5 / 0.5	<0.15	<0.15	<0.15	<0.40	<0.40	<0.40	<0.50	<0.24	<0.15	<0.21	<0.16	<0.34

ES / PAL		575 Schommer Dr. (cont.)		
		Dec-17	Jun-18	Nov-18
Dichlorodifluoromethane (ug/L)	1000 / 200	<0.31	<0.23	<0.23
Tetrachloroethene (ug/L)	5 / 0.5	J ^(0.26)	<0.17	J ^(0.20)
trans-1,2-Dichloroethene (ug/L)	100 / 20	<0.21	<0.12	<0.24
1,1,1-Trichloroethane (ug/L)	200 / 40	1.6	1.0	0.95
1,1-Dichloroethene (ug/L)	7 / 0.7	J ^(0.60)	1.1	J ^(0.37)
1,2-Dichloroethane (ug/L)	5 / 0.5	<0.32	<0.22	<0.22
1,1,2-Trichloroethane (ug/L)	5 / 0.5	<0.22	<0.18	<0.18
Trichloroethene (ug/L)	5 / 0.5	3.7	2.7	2.5
1,1-Dichloroethane (ug/L)	850 / 85	<0.14	<0.17	<0.17
cis-1,2-Dichloroethene (ug/L)	70 / 7	<0.20	<0.15	<0.15
Trichlorofluoromethane (ug/L)	3490 / 698	<0.13	<0.23	<0.23
Chloroethane (ug/L)	400 / 80	<0.44	<0.49	<0.49
Vinyl chloride (ug/L)	0.2 / 0.02	<0.0096	<0.092	<0.092
Chloromethane (ug/L)	30 / 3	<1.1	<0.16	<0.16
Methylene chloride (ug/L)	5 / 0.5	<1.2	<0.98	<0.98
p/m Xylene (ug/L)	Total Xylenes	J ^(0.37)	<0.31	<0.31
o-Xylene (ug/L)	2000 / 400	<0.17	<0.16	<0.16
Ethyl Benzene (ug/L)	700 / 140	<0.14	<0.14	<0.14
Chloroform (ug/L)	6 / 0.6	<0.46	<0.45	<0.45
Benzene (ug/L)	5 / 0.5	<0.34	<0.10	<0.10

J- Result is less than the LOQ but greater than the LOD.

B- Parameter was detected in the method blank.

LOD- Limit of Detection

²- May be associated with chlorination of well.

LOQ-Limit of Quantification

^D-Quantification was performed on a dilution of the sample.

ug/L- Micrograms per Liter (parts per billion).

- Indicates Detection.

*- Inorganic water quality data available.

ND- No Detect.

P/NP- Present/Not Present

NA- Not Analyzed

- Analytical data obtained from the WDNR Special Well Construction Area Data Base, Town of Hudson, Wisconsin.

TABLE 1 (cont.)

ES / PAL	579 Schommer				
	Dec-09	May-09	Mar-10	Sep-17	
Dichlorodifluoromethane (ug/L)	1000 / 200	<0.16	<1.0	<0.50	<0.31
Tetrachloroethene (ug/L)	5 / 0.5	<0.40	<1.0	<0.50	<0.16
trans-1,2-Dichloroethene (ug/L)	100 / 20	<0.50	<1.0	<0.50	<0.16
1,1,1-Trichloroethane (ug/L)	200 / 40	<0.60	4.6	<0.50	<0.15
1,1-Dichloroethene (ug/L)	7 / 0.7	<0.40	<1.0	<0.50	<0.18
1,2-Dichloroethane (ug/L)	5 / 0.5	<0.30	<1.0	<0.50	<0.32
1,1,2-Trichloroethane (ug/L)	5 / 0.5	<0.50	<1.0	<0.50	<0.22
Trichloroethene (ug/L)	5 / 0.5	0.63	6.2	J ^(0.57)	J ^(0.26)
1,1-Dichloroethane (ug/L)	850 / 85	<0.40	<1.0	<0.50	<0.14
cis-1,2-Dichloroethene (ug/L)	70 / 7	<0.40	<1.0	<0.50	<0.20
Trichlorofluoromethane (ug/L)	3490 / 698	<0.40	<1.0	<0.50	<0.13
Chloroethane (ug/L)	400 / 80	<0.40	<1.0	<0.50	<0.44
Vinyl chloride (ug/L)	0.2 / 0.02	<0.15	<0.40	<0.20	<0.096
Chloromethane (ug/L)	30 / 3	<0.30	<4.0	<2.0	<1.1
Methylene chloride (ug/L)	5 / 0.5	<0.50	<4.0	<2.0	<1.2
p/m Xylene (ug/L)	Total Xylenes	<0.50	<2.0	<1.0	<0.24
o-Xylene (ug/L)	2000 / 400	<0.50	<1.0	<0.50	<0.17
Ethyl Benzene (ug/L)	700 / 140	<0.28	<1.0	<0.50	<0.14
Chloroform (ug/L)	6 / 0.6	<0.22	<1.0	<0.50	<0.46
Benzene (ug/L)	5 / 0.5	<0.16	<1.0	<0.50	<0.34

ES / PAL	588 Schommer Dr.												
	Sep-98	Dec-00	Jun-02	Apr-03	Apr-04	Apr-05	Feb-06	Jun-07	Feb-08	Sep-09	Jun-12	Dec-12	
Dichlorodifluoromethane (ug/L)	1000 / 200	<0.14	<0.14	<0.14	<0.14	<0.063	<0.60	<0.60	<0.40	<0.40	<1.0	<0.20	<0.20
Tetrachloroethene (ug/L)	5 / 0.5	<0.13	<0.13	<0.13	<0.13	<0.075	<0.40	<0.40	<0.40	<0.40	<1.0	<0.13	<0.13
trans-1,2-Dichloroethene (ug/L)	100 / 20	<0.11	<0.11	<0.11	<0.11	<0.059	<0.60	<0.60	<0.50	<0.50	<1.0	<0.14	<0.15
1,1,1-Trichloroethane (ug/L)	200 / 40	1.3	<0.19	0.41	0.48	J ^(0.47)	<0.40	J ^(1.2)	J ^(0.72)	<0.60	<1.0	<0.19	<0.19
1,1-Dichloroethene (ug/L)	7 / 0.7	<0.10	<0.10	<0.10	<0.10	<0.061	<0.50	<0.50	<0.40	<0.40	<1.0	<0.19	<0.19
1,2-Dichloroethane (ug/L)	5 / 0.5	<0.27	<0.27	<0.27	<0.27	<0.054	<0.50	<0.50	<0.30	<0.30	<1.0	<0.37	<0.37
1,1,2-Trichloroethane (ug/L)	5 / 0.5	<0.18	<0.18	<0.18	<0.18	<0.052	<0.40	<0.40	<0.50	<0.50	<1.0	<0.015	<0.15
Trichloroethene (ug/L)	5 / 0.5	1.4	0.61	0.41	0.68	0.67	1.2	1.6	1.3	0.56	J ^(0.57)	J ^(0.32)	J ^(0.31)
1,1-Dichloroethane (ug/L)	850 / 85	<0.26	<0.26	<0.26	<0.26	<0.057	<0.50	<0.50	<0.40	<0.40	<1.0	<0.11	<0.11
cis-1,2-Dichloroethene (ug/L)	70 / 7	<0.12	<0.12	<0.12	<0.12	<0.055	<0.60	<0.60	<0.40	<0.40	<1.0	<0.085	<0.085
Trichlorofluoromethane (ug/L)	3490 / 698	<0.51	<0.51	<0.51	<0.51	<0.060	<0.50	<0.50	<0.40	<0.40	<1.0	<0.13	<0.13
Chloroethane (ug/L)	400 / 80	<0.24	<0.24	<0.24	<0.24	<0.074	<0.70	<0.70	<0.40	<0.40	<1.0	<0.22	<0.22
Vinyl chloride (ug/L)	0.2 / 0.02	<0.11	<0.11	<0.11	<0.11	<0.065	<0.12	<0.12	<0.15	<0.15	<0.40	<0.16	<0.16
Chloromethane (ug/L)	30 / 3	<0.090	<0.090	<0.090	J ^(0.19)	<0.074	<0.24	<0.24	<0.30	<0.30	<4.0	<0.41	<0.41
Methylene chloride (ug/L)	5 / 0.5	<0.45	<0.45	<0.45	<0.45	<0.44	1.4	<0.40	<0.50	<0.50	<4.0	<2.0	<2.0
p/m Xylene (ug/L)	Total Xylenes	<0.31	<0.31	<0.31	<0.31	<0.13	<1.0	<1.0	<0.50	<0.50	<2.0	<0.17	<0.22
o-Xylene (ug/L)	2000 / 400	<0.35	<0.35	<0.35	<0.35	<0.62	<0.40	<0.40	<0.50	<0.50	<1.0	<0.077	<0.10
Ethyl Benzene (ug/L)	700 / 140	<0.16	<0.16	<0.16	<0.16	<0.064	<0.50	<0.50	<0.28	<0.28	<1.0	<0.071	<0.081
Chloroform (ug/L)	6 / 0.6	<0.18	<0.18	<0.18	<0.18	<0.061	<0.50	<0.50	<0.22	<0.30	<1.0	<0.10	<0.50
Benzene (ug/L)	5 / 0.5	<0.15	<0.15	<0.15	<0.15	<0.067	<0.40	<0.40	<0.16	<0.16	<1.0	<0.053	<0.062

J- Result is less than the LOQ but greater than the LOD.

B- Parameter was detected in the method blank.

LOD- Limit of Detection

²- May be associated with chlorination of well.

LOQ-Limit of Quantification

^D-Quantification was performed on a dilution of the sample.

ug/L- Micrograms per Liter (parts per billion).

- Indicates Detection.

*- Inorganic water quality data available.

ND- No Detect.

P/NP- Present/Not Present

NA- Not Analyzed

- Analytical data obtained from the WDNR Special Well Construction Area Data Base, Town of Hudson, Wisconsin.

TABLE 1 (cont.)

ES / PAL	588 Schommer Dr. (cont.)				
	Jun-13	Dec-16	Jun-17	Jun-18	
Dichlorodifluoromethane (ug/L)	1000 / 200	<0.40	<0.23	<0.23	<0.23
Tetrachloroethene (ug/L)	5 / 0.5	<0.29	<0.25	<0.25	<0.17
trans-1,2-Dichloroethene (ug/L)	100 / 20	<0.24	<0.16	<0.16	<0.12
1,1,1-Trichloroethane (ug/L)	200 / 40	<0.50	<0.17	<0.17	<0.14
1,1-Dichloroethene (ug/L)	7 / 0.7	<0.24	<0.28	<0.28	<0.16
1,2-Dichloroethane (ug/L)	5 / 0.5	<0.22	<0.17	<0.17	<0.22
1,1,2-Trichloroethane (ug/L)	5 / 0.5	<0.16	<0.15	<0.15	<0.18
Trichloroethene (ug/L)	5 / 0.5	<0.12	0.39	<0.052	0.69
1,1-Dichloroethane (ug/L)	850 / 85	<0.50	<0.17	<0.17	<0.17
cis-1,2-Dichloroethene (ug/L)	70 / 7	<0.23	<0.12	<0.12	<0.15
Trichlorofluoromethane (ug/L)	3490 / 698	<0.13	<0.33	<0.33	<0.23
Chloroethane (ug/L)	400 / 80	<0.50	<0.34	<0.34	<0.49
Vinyl chloride (ug/L)	0.2 / 0.02	<0.14	<0.069	<0.069	<0.092
Chloromethane (ug/L)	30 / 3	<2.0	0.62	<0.25	<0.16
Methylene chloride (ug/L)	5 / 0.5	<2.0	<0.29	<0.29	<0.98
p/m Xylene (ug/L)	Total Xylenes	<0.48	<0.11	<0.11	<0.31
o-Xylene (ug/L)	2000 / 400	<0.24	<0.20	<0.20	<0.16
Ethyl Benzene (ug/L)	700 / 140	<0.24	<0.15	<0.15	<0.14
Chloroform (ug/L)	6 / 0.6	<0.27	<0.21	<0.21	<0.45
Benzene (ug/L)	5 / 0.5	<0.24	<0.16	<0.16	<0.10

ES / PAL	589 Schommer Dr.												
	Oct-93	Jun-95	Dec-95	Dec-96	Jun-97	Dec-98	Dec-00	Jun-01	Jun-02	Jul-03	Jun-04	May-05	
Dichlorodifluoromethane (ug/L)	1000 / 200	<5.0	<5.0	<2.0	<0.14	<0.14	<0.14	<0.14	<0.14	<0.14	<5.0	<0.063	<0.60
Tetrachloroethene (ug/L)	5 / 0.5	<0.40	<0.40	<0.40	<0.13	<0.13	<0.13	<0.13	<0.13	<0.13	<0.40	<0.075	<0.40
trans-1,2-Dichloroethene (ug/L)	100 / 20	<0.60	<0.60	<0.30	<0.11	<0.11	<0.11	<0.11	<0.11	<0.11	<0.60	<0.059	<0.60
1,1,1-Trichloroethane (ug/L)	200 / 40	<0.20	<0.70	<0.20	<0.19	<0.19	<0.19	<0.19	<0.19	<0.19	<0.20	<0.065	<0.60
1,1-Dichloroethene (ug/L)	7 / 0.7	<0.20	B ^(2.1)	<0.20	<0.10	<0.10	<0.10	<0.10	<0.10	<0.10	<0.20	<0.061	<0.50
1,2-Dichloroethane (ug/L)	5 / 0.5	<0.30	<0.30	<0.50	<0.27	<0.27	<0.27	<0.27	<0.27	<0.27	<0.30	<0.054	<0.50
1,1,2-Trichloroethane (ug/L)	5 / 0.5	<0.30	<0.30	<0.30	<0.18	<0.18	<0.18	<0.18	<0.18	<0.18	<0.30	<0.052	<0.40
Trichloroethene (ug/L)	5 / 0.5	<0.40	<0.40	<0.30	<0.14	<0.14	<0.14	<0.14	<0.14	<0.14	<0.40	<0.074	<0.15
1,1-Dichloroethane (ug/L)	850 / 85	<0.50	<0.50	<0.30	<0.26	<0.26	<0.26	<0.26	<0.26	<0.26	<0.50	<0.057	<0.50
cis-1,2-Dichloroethene (ug/L)	70 / 7	<0.20	<0.20	<0.30	<0.12	<0.12	<0.12	<0.12	<0.12	<0.12	<0.20	<0.055	<0.60
Trichlorofluoromethane (ug/L)	3490 / 698	<1.0	<1.0	<1.0	<0.51	<0.51	<0.51	<0.51	<0.51	<0.51	<1.0	<0.060	<0.50
Chloroethane (ug/L)	400 / 80	<1.0	<1.0	<1.0	<0.24	<0.24	<0.24	<0.24	<0.24	<0.24	<1.0	<0.074	<0.70
Vinyl chloride (ug/L)	0.2 / 0.02	<1.0	<1.0	<1.0	<0.11	<0.11	<0.11	<0.11	<0.11	<0.11	<1.0	<0.065	<0.12
Chloromethane (ug/L)	30 / 3	<2.0	<2.0	BJ ^(0.58)	<0.090	<0.090	<0.090	<0.090	<0.090	<0.090	<2.0	<0.074	<0.24
Methylene chloride (ug/L)	5 / 0.5	<5.0	<5.0	<5.0	10	<0.45	<0.45	<0.45	<0.45	<0.45	<5.0	<0.44	<0.40
p/m Xylene (ug/L)	Total Xylenes	<0.30	<0.30	<0.80	3.2	<0.31	<0.31	<0.31	<0.31	<0.31	<0.30	<0.13	<1.0
o-Xylene (ug/L)	2000 / 400	<0.30	<0.30	<0.40	2.3	<0.35	<0.35	<0.35	<0.35	<0.35	<0.30	<0.062	<0.40
Ethyl Benzene (ug/L)	700 / 140	<0.30	<0.30	<0.50	0.82	<0.16	<0.16	<0.16	<0.16	<0.16	<0.30	<0.064	<0.50
Chloroform (ug/L)	6 / 0.6	<0.60	<0.20	<0.30	<0.18	<0.18	<0.18	<0.18	<0.18	<0.18	<0.60	<0.061	<0.50
Benzene (ug/L)	5 / 0.5	<0.30	<0.30	<0.30	<0.15	<0.15	<0.15	<0.15	<0.15	<0.15	<0.30	<0.067	<0.40

J- Result is less than the LOQ but greater than the LOD.

B- Parameter was detected in the method blank.

LOD- Limit of Detection

z- May be associated with chlorination of well.

LOQ-Limit of Quantification

^u-Quantification was performed on a dilution of the sample.

ug/L- Micrograms per Liter (parts per billion).

- Indicates Detection.

*- Inorganic water quality data available.

ND- No Detect.

P/NP- Present/Not Present

NA- Not Analyzed

- Analytical data obtained from the WDNR Special Well Construction Area Data Base, Town of Hudson, Wisconsin.

TABLE 1 (cont.)

ES / PAL	589 Schommer Dr. (cont.)		
	Jul-06	Jun-07	
Dichlorodifluoromethane (ug/L)	1000 / 200	<0.29	<0.40
Tetrachloroethene (ug/L)	5 / 0.5	<0.29	<0.40
trans-1,2-Dichloroethene (ug/L)	100 / 20	<0.40	<0.50
1,1,1-Trichloroethane (ug/L)	200 / 40	<0.50	<0.60
1,1-Dichloroethene (ug/L)	7 / 0.7	<0.30	<0.40
1,2-Dichloroethane (ug/L)	5 / 0.5	<0.50	<0.30
1,1,2-Trichloroethane (ug/L)	5 / 0.5	<0.50	<0.50
Trichloroethene (ug/L)	5 / 0.5	<0.15	<0.15
1,1-Dichloroethane (ug/L)	850 / 85	<0.40	<0.40
cis-1,2-Dichloroethene (ug/L)	70 / 7	<0.40	<0.40
Trichlorofluoromethane (ug/L)	3490 / 698	<0.70	<0.40
Chloroethane (ug/L)	400 / 80	<0.60	<0.40
Vinyl chloride (ug/L)	0.2 / 0.02	<0.15	<0.15
Chloromethane (ug/L)	30 / 3	<0.30	<0.30
Methylene chloride (ug/L)	5 / 0.5	<1.0	<0.50
p/m Xylene (ug/L)	Total Xylenes	<0.90	<0.50
o-Xylene (ug/L)	2000 / 400	<0.60	<0.50
Ethyl Benzene (ug/L)	700 / 140	<0.50	<0.28
Chloroform (ug/L)	6 / 0.6	<0.50	<0.22
Benzene (ug/L)	5 / 0.5	<0.40	<0.16

ES / PAL	592 Schommer Dr.									
	Jun-07	Jun-08	May-09	Jun-10	Nov-12	Jul-13	Sep-15	Sep-17	Jul-18	
Dichlorodifluoromethane (ug/L)	1000 / 200	<0.40	<0.40	<1.0	<0.30	<0.20	<0.40	<0.49	<0.31	<0.23
Tetrachloroethene (ug/L)	5 / 0.5	<0.40	<0.40	<1.0	<0.15	<0.13	<0.29	<0.19	<0.16	<0.17
trans-1,2-Dichloroethene (ug/L)	100 / 20	<0.50	<0.50	<1.0	<0.11	<0.15	<0.24	<0.21	<0.16	<0.12
1,1,1-Trichloroethane (ug/L)	200 / 40	J ^(1.7)	<0.60	<1.0	J ^(0.67)	J ^(0.26)	<0.50	<0.20	<0.15	<0.14
1,1-Dichloroethene (ug/L)	7 / 0.7	J ^(0.67)	<0.40	<1.0	<0.20	<0.19	<0.24	<0.22	<0.18	<0.16
1,2-Dichloroethane (ug/L)	5 / 0.5	<0.30	<0.30	<1.0	<0.080	<0.37	<0.22	<0.17	<0.32	<0.22
1,1,2-Trichloroethane (ug/L)	5 / 0.5	<0.50	<0.50	<1.0	<0.11	<0.15	<0.16	<0.24	<0.22	<0.18
Trichloroethene (ug/L)	5 / 0.5	2.4	0.80	1.9	1.1	J ^(0.84)	J ^(0.30)	0.48	0.48	0.95
1,1-Dichloroethane (ug/L)	850 / 85	<0.40	<0.40	<1.0	<0.080	<0.11	<0.50	<0.22	<0.14	<0.17
cis-1,2-Dichloroethene (ug/L)	70 / 7	<0.40	<0.40	<1.0	<0.23	<0.085	<0.23	<0.25	<0.20	<0.15
Trichlorofluoromethane (ug/L)	3490 / 698	<0.40	<0.40	<1.0	<0.14	<0.13	<0.13	<0.18	<0.13	<0.23
Chloroethane (ug/L)	400 / 80	<0.40	<0.40	<1.0	<0.32	<0.22	<0.50	<0.34	<0.44	<0.49
Vinyl chloride (ug/L)	0.2 / 0.02	<0.15	<0.15	<0.40	<0.11	<0.16	<0.14	<0.15	<0.096	<0.092
Chloromethane (ug/L)	30 / 3	<0.30	<0.30	<4.0	<0.36	<0.41	<2.0	<0.64	<1.1	<0.16
Methylene chloride (ug/L)	5 / 0.5	<0.50	<0.50	<4.0	<2.0	<2.0	<2.0	<0.56	<1.2	<0.98
p/m Xylene (ug/L)	Total Xylenes	<0.50	<0.50	<2.0	<0.15	<0.22	<0.48	<0.41	<0.24	<0.31
o-Xylene (ug/L)	2000 / 400	<0.50	<0.50	<1.0	<0.10	<0.10	<0.24	<0.19	<0.17	<0.16
Ethyl Benzene (ug/L)	700 / 140	<0.28	<0.28	<1.0	<0.080	<0.081	<0.24	<0.23	<0.14	<0.14
Chloroform (ug/L)	6 / 0.6	<0.22	<0.22	<1.0	<0.090	<0.14	<0.27	<0.27	<0.46	<0.45
Benzene (ug/L)	5 / 0.5	<0.16	<0.16	<1.0	<0.080	<0.062	<0.24	<0.21	<0.34	<0.10

J- Result is less than the LOQ but greater than the LOD.

B- Parameter was detected in the method blank.

LOD- Limit of Detection

z- May be associated with chlorination of well.

LOQ-Limit of Quantification

u -Quantification was performed on a dilution of the sample.

ug/L- Micrograms per Liter (parts per billion).

- Indicates Detection.

*- Inorganic water quality data available.

ND- No Detect.

P/NP- Present/Not Present

NA- Not Analyzed

- Analytical data obtained from the WDNR Special Well Construction Area Data Base, Town of Hudson, Wisconsin.

TABLE 1 (cont.)

		593 Schommer Dr.								
ES / PAL		Jun-93	Jun-95	Dec-95	Feb-96	Jun-96	Dec-96	Jan-98	Dec-98	Jan-00
Dichlorodifluoromethane (ug/L)	1000 / 200	<5.0	<5.0	<2.0	<0.14	<0.14	<0.14	<0.14	<0.14	<0.14
Tetrachloroethene (ug/L)	5 / 0.5	0.52	<0.40	<0.40	<0.13	<0.13	<0.13	<0.13	<0.13	<0.13
trans-1,2-Dichloroethene (ug/L)	100 / 20	<0.60	<0.60	<0.30	<0.11	<0.11	<0.11	<0.11	<0.11	<0.11
1,1,1-Trichloroethane (ug/L)	200 / 40	6.8	3.4	3.1	2.1	2.7	2.3	1.8	1.3	1.0
1,1-Dichloroethene (ug/L)	7 / 0.7	<0.20	B ^(3.7)	0.70	<0.10	J ^(0.16)	<0.10	<0.10	<0.10	<0.10
1,2-Dichloroethane (ug/L)	5 / 0.5	<0.30	<0.30	<0.50	<0.27	<0.27	<0.27	<0.27	<0.27	<0.27
1,1,2-Trichloroethane (ug/L)	5 / 0.5	<0.30	<0.30	<0.30	<0.18	<0.18	<0.18	<0.18	<0.18	<0.18
Trichloroethene (ug/L)	5 / 0.5	5.9	1.9	2.0	0.96	1.7	1.6	1.4	1.2	1.0
1,1-Dichloroethane (ug/L)	850 / 85	<0.50	<0.50	<0.30	<0.26	<0.26	<0.26	<0.26	<0.26	<0.26
cis-1,2-Dichloroethene (ug/L)	70 / 7	<0.20	<0.20	<0.30	<0.12	<0.12	<0.12	<0.12	<0.12	<0.12
Trichlorofluoromethane (ug/L)	3490 / 698	<1.0	<1.0	<1.0	<0.51	<0.51	<0.51	<0.51	<0.51	<0.51
Chloroethane (ug/L)	400 / 80	<1.0	<1.0	<1.0	<0.24	<0.24	<0.24	<0.24	<0.24	<0.24
Vinyl chloride (ug/L)	0.2 / 0.02	<1.0	<1.0	<1.0	<0.11	<0.11	<0.11	<0.11	<0.11	<0.11
Methylene chloride (ug/L)	30 / 3	<5.0	<5.0	B ^(5.3)	J ^(3.8)	<0.45	28	53	<0.45	<0.45
p/m Xylene (ug/L)	5 / 0.5	<0.30	<0.60	3.9	<0.31	<0.31	<0.31	<0.31	<0.31	<0.31
o-Xylene (ug/L)	Total Xylenes	<0.30	<0.30	0.50	<0.35	<0.35	J ^(0.37)	<0.35	<0.35	<0.35
Toluene (ug/L)	2000 / 400	<0.20	<0.20	6.2	<0.16	<0.16	0.57	1.1	<0.16	3.2
Ethyl Benzene (ug/L)	700 / 140	<0.30	<0.30	0.52	<0.16	<0.16	<0.16	<0.16	<0.16	<0.16
Chloroform (ug/L)	6 / 0.6	<0.20	<0.20	<0.30	<0.18	<0.18	<0.18	<0.18	<0.18	<0.18
Benzene (ug/L)	5 / 0.5	<0.30	<0.30	<0.30	<0.15	<0.15	<0.15	<0.15	<0.15	<0.15
Acetone (ug/L)	9000 / 1800	NA	NA	11	NA	NA	NA	NA	NA	NA
Methyl ethyl ketone (ug/L)	4000 / 800	NA	NA	14	NA	NA	NA	NA	NA	NA
Methyl isobutyl ketone (ug/L)	500 / 50	NA	NA	17	NA	NA	NA	NA	NA	NA

		593 Schommer Dr. (cont.)									
ES / PAL		Jan-01	Feb-02	Feb-03	Apr-04	Apr-05	Jul-10	Jul-13	Jun-15	Sep-17	Jul-18
Dichlorodifluoromethane (ug/L)	1000 / 200	<0.14	<0.14	<0.14	<0.063	<0.60	<0.30	<0.40	<0.49	<0.31	<0.23
Tetrachloroethene (ug/L)	5 / 0.5	<0.13	<0.13	<0.13	<0.075	<0.40	<0.15	<0.29	<0.19	<0.16	<0.17
trans-1,2-Dichloroethene (ug/L)	100 / 20	<0.11	<0.11	<0.11	<0.059	<0.60	<0.11	<0.24	<0.21	<0.16	<0.12
1,1,1-Trichloroethane (ug/L)	200 / 40	0.42	0.80	0.51	0.70	J ^(1.2)	<0.090	<0.50	J ^(0.31)	<0.15	<0.14
1,1-Dichloroethene (ug/L)	7 / 0.7	J ^(0.16)	J ^(0.19)	<0.10	<0.061	<0.50	<0.20	<0.24	<0.22	<0.18	<0.16
1,2-Dichloroethane (ug/L)	5 / 0.5	<0.27	<0.27	<0.27	<0.054	<0.50	<0.080	<0.22	<0.17	<0.32	<0.22
1,1,2-Trichloroethane (ug/L)	5 / 0.5	<0.18	<0.18	<0.18	<0.052	<0.40	<0.11	<0.16	<0.24	<0.22	<0.18
Trichloroethene (ug/L)	5 / 0.5	0.78	0.89	0.38	0.81	1.7	J ^(0.68)	J ^(0.19)	0.60	J ^(0.40)	0.73
1,1-Dichloroethane (ug/L)	850 / 85	<0.26	<0.26	<0.26	<0.057	<0.50	<0.080	<0.50	<0.22	<0.14	<0.17
cis-1,2-Dichloroethene (ug/L)	70 / 7	<0.12	<0.12	<0.12	<0.055	<0.60	<0.23	<0.23	<0.25	<0.20	<0.15
Trichlorofluoromethane (ug/L)	3490 / 698	<0.51	<0.51	<0.51	<0.060	<0.50	<0.14	<0.13	<0.18	<0.13	<0.23
Chloroethane (ug/L)	400 / 80	<0.24	<0.24	<0.24	<0.074	<0.70	<0.32	<0.50	<0.34	<0.44	<0.49
Vinyl chloride (ug/L)	0.2 / 0.02	<0.11	<0.11	<0.11	<0.055	<0.12	<0.11	<0.14	<0.15	<0.096	<0.092
Methylene chloride (ug/L)	30 / 3	<0.45	<0.45	<0.45	<0.44	1.4	<2.0	<2.0	<0.56	<1.1	<0.16
p/m Xylene (ug/L)	5 / 0.5	<0.31	<0.31	<0.31	<0.13	<1.0	<0.15	<0.48	<0.41	<1.2	<0.98
o-Xylene (ug/L)	Total Xylenes	<0.35	<0.35	<0.35	<0.062	<0.40	<0.10	<0.24	<0.19	<0.24	<0.31
Toluene (ug/L)	2000 / 400	<0.16	<0.16	<0.16	<0.069	<0.40	<0.11	<0.23	<0.13	<0.17	<0.083
Ethyl Benzene (ug/L)	700 / 140	<0.16	<0.16	<0.16	<0.064	<0.50	<0.080	<0.24	<0.23	<0.14	<0.14
Chloroform (ug/L)	6 / 0.6	<0.18	<0.18	<0.18	<0.061	<0.50	<0.090	<0.27	<0.27	<0.46	<0.45
Benzene (ug/L)	5 / 0.5	<0.15	<0.15	<0.15	<0.067	<0.40	<0.080	<0.24	<0.21	<0.34	<0.10

J- Result is less than the LOQ but greater than the LOD.

B- Parameter was detected in the method blank.

LOD- Limit of Detection

z- May be associated with chlorination of well.

LOQ-Limit of Quantification

u- Quantification was performed on a dilution of the sample.

ug/L- Micrograms per Liter (parts per billion).

- Indicates Detection.

*- Inorganic water quality data available.

ND- No Detect.

P/NP- Present/Not Present

NA- Not Analyzed

- Analytical data obtained from the WDNR Special Well Construction Area Data Base, Town of Hudson, Wisconsin.

TABLE 1 (cont.)

	ES / PAL	596 Schommer Dr.					
		Sep-92	Feb-93	Mar-93	Jun-93	Sep-93	Dec-93
Dichlorodifluoromethane (ug/L)	1000 / 200	6.1	<5.0	<5.0	<5.0	<5.0	<5.0
Tetrachloroethene (ug/L)	5 / 0.5	15	7.5	5.1	2.8	2.7	2.8
trans-1,2-Dichloroethene (ug/L)	100 / 20	0.92	<0.60	<0.60	<0.60	<0.60	<0.60
1,1,1-Trichloroethane (ug/L)	200 / 40	D ³⁵⁰	170	89	69	50	72
1,1-Dichloroethene (ug/L)	7 / 0.7	40	21	13	6.2	5.7	6.5
1,2-Dichloroethane (ug/L)	5 / 0.5	<0.30	<0.30	0.32	0.75	<0.30	<0.30
1,1,2-Trichloroethane (ug/L)	5 / 0.5	<0.30	<0.30	<0.30	<0.30	<0.30	<0.30
Trichloroethene (ug/L)	5 / 0.5	D ²¹⁰	94	70	41	46	36
1,1-Dichloroethane (ug/L)	850 / 85	1.5	1.7	1.3	2.2	1.0	1.5
cis-1,2-Dichloroethene (ug/L)	70 / 7	<0.20	<0.20	<0.20	1.4	1.8	2.0
Trichlorofluoromethane (ug/L)	3490 / 698	<1.0	<1.0	<1.0	<1.0	<1.0	<1.0
Chloroethane (ug/L)	400 / 80	<1.0	<1.0	<1.0	<1.0	<1.0	<1.0
Vinyl chloride (ug/L)	0.2 / 0.02	<1.0	<1.0	<1.0	<1.0	<1.0	<1.0
Chloromethane (ug/L)	30 / 3	<2.0	<2.0	<2.0	<2.0	<2.0	<2.0
Chloroform (ug/L)	6 / 0.6	<0.20	<0.20	<0.20	0.54	<0.20	<0.20
Benzene (ug/L)	5 / 0.5	<0.30	<0.30	<0.30	<0.30	<0.30	<0.30

	ES / PAL	596 Schommer Dr. (cont.)									
		Mar-94	Sep-94	Dec-94	Mar-95	Apr-95	Jun-95	Sep-95	Dec-95	Mar-96	Sep-96
Dichlorodifluoromethane (ug/L)	1000 / 200	<5.0	<5.0	<5.0	<5.0	<5.0	<5.0	14	2.2	<0.14	J ^(1.7)
Tetrachloroethene (ug/L)	5 / 0.5	2.0	2.3	1.1	0.51	1.2	3.6	1.3	1.3	1.1	0.94
trans-1,2-Dichloroethene (ug/L)	100 / 20	<0.60	<0.60	<0.60	<0.60	<0.60	<0.60	<0.60	<0.30	<0.11	<0.11
1,1,1-Trichloroethane (ug/L)	200 / 40	43	50	40	28	32	32	27	D ²⁵	20	D ²¹
1,1-Dichloroethene (ug/L)	7 / 0.7	3.6	4.8	3.1	3.6	2.5	6.6	2.3	2.6	1.7	1.3
1,2-Dichloroethane (ug/L)	5 / 0.5	0.57	<0.30	<0.30	<0.30	<0.30	<0.30	<0.30	<0.50	<0.27	<0.27
1,1,2-Trichloroethane (ug/L)	5 / 0.5	<0.30	<0.30	<0.30	<0.30	<0.30	<0.30	<0.30	<0.30	<0.18	<0.18
Trichloroethene (ug/L)	5 / 0.5	31	31	23	27	21	19	18	15	15	18
1,1-Dichloroethane (ug/L)	850 / 85	0.99	<0.50	0.52	1.1	<0.50	0.72	0.95	1.2	<0.26	J ^(0.14)
cis-1,2-Dichloroethene (ug/L)	70 / 7	1.3	<0.20	0.86	<0.20	<0.20	<0.20	<0.20	0.79	<0.12	<0.12
Trichlorofluoromethane (ug/L)	3490 / 698	<1.0	<1.0	<1.0	<1.0	<1.0	<1.0	<1.0	<1.0	<0.51	<0.51
Chloroethane (ug/L)	400 / 80	<1.0	<1.0	<1.0	<1.0	<1.0	<1.0	<1.0	<1.0	<0.24	<0.24
Vinyl chloride (ug/L)	0.2 / 0.02	<1.0	<1.0	<1.0	<1.0	<1.0	<1.0	<1.0	<1.0	<0.11	<0.11
Chloromethane (ug/L)	30 / 3	<2.0	<2.0	<2.0	<2.0	<2.0	<2.0	<2.0	B J ^(0.50)	<0.090	<0.090
Ethyl benzene (ug/L)	700 / 140	<0.30	<0.30	<0.30	<0.30	<0.30	<0.30	<0.30	<0.50	<0.16	<0.16
Total Xylenes (ug/L)	2000 / 400	<0.60	<0.90	<0.90	<0.90	<0.90	<0.90	<0.90	<1.2	<0.66	<0.66
Toluene (ug/L)	800 / 160	<0.20	<0.20	<0.20	<0.20	<0.20	<0.20	<0.20	<0.30	<0.16	<0.16
Chloroform (ug/L)	6 / 0.6	<0.20	<0.20	<0.20	<0.20	<0.20	<0.20	<0.20	<0.30	<0.18	<0.18
Benzene (ug/L)	5 / 0.5	<0.30	<0.30	<0.30	<0.30	<0.30	<0.30	<0.30	<0.30	<0.15	<0.15

J- Result is less than the LOQ but greater than the LOD.

B- Parameter was detected in the method blank.

LOD- Limit of Detection

²- May be associated with chlorination of well.

LOQ-Limit of Quantification

^D-Quantification was performed on a dilution of the sample.

ug/L- Micrograms per Liter (parts per billion).

- Indicates Detection.

*- Inorganic water quality data available.

ND- No Detect.

P/NP- Present/Not Present

NA- Not Analyzed

- Analytical data obtained from the WDNR Special Well Construction Area Data Base, Town of Hudson, Wisconsin.

TABLE 1 (cont.)

ES / PAL	596 Schommer Dr. (cont.)										
	Dec-96	Mar-97	Jun-97	Nov-97	Mar-98	Apr-98	Sep-98	Dec-98	Mar-99	Jun-99	
Dichlorodifluoromethane (ug/L)	1000 / 200	6.5	3.4	3.2	2.8	J ^(1.6)	J ^(1.3)	J ^(0.55)	J ^(0.47)	2.8	J ^(1.3)
Tetrachloroethene (ug/L)	5 / 0.5	0.90	0.79	J ^(0.32)	0.81	0.79	J ^(0.24)	2.7	0.43	1.3	J ^(0.15)
trans-1,2-Dichloroethene (ug/L)	100 / 20	<0.11	<0.11	<0.11	<0.11	<0.11	<0.11	<0.11	<0.11	<0.11	<0.11
1,1,1-Trichloroethane (ug/L)	200 / 40	19	17	17	15	16	8.3	14	15	15	12
1,1-Dichloroethene (ug/L)	7 / 0.7	1.4	1.9	0.74	1.2	1.8	0.93	1.3	1.0	1.2	1.4
1,2-Dichloroethane (ug/L)	5 / 0.5	<0.27	<0.27	<0.27	<0.27	<0.27	<0.27	<0.27	<0.27	<0.27	<0.27
1,1,2-Trichloroethane (ug/L)	5 / 0.5	<0.18	<0.18	<0.18	<0.18	<0.18	<0.18	<0.18	<0.18	<0.18	<0.18
Trichloroethene (ug/L)	5 / 0.5	17	14	14	14	13	7.1	13	13	14	13
1,1-Dichloroethane (ug/L)	850 / 85	<0.26	<0.26	<0.26	<0.26	0.37	<0.26	<0.26	<0.26	0.31	<0.26
cis-1,2-Dichloroethene (ug/L)	70 / 7	<0.12	<0.12	<0.12	<0.12	<0.12	<0.12	<0.12	<0.12	0.32	<0.12
Trichlorofluoromethane (ug/L)	3490 / 698	<0.51	<0.51	<0.51	<0.51	<0.51	1.0	<0.51	<0.51	<0.51	<0.51
Chloroethane (ug/L)	400 / 80	<0.24	<0.24	<0.24	<0.24	<0.24	<0.24	<0.24	<0.24	<0.24	<0.24
Vinyl chloride (ug/L)	0.2 / 0.02	<0.11	<0.11	<0.11	<0.11	<0.11	<0.11	<0.11	<0.11	<0.11	<0.11
Chloromethane (ug/L)	3 / 0.3	<0.090	<0.090	<0.090	<0.090	<0.090	<0.090	<0.090	<0.090	J ^(0.56)	<0.090
Chloromethane (ug/L)	30 / 3	<0.090	<0.090	<0.090	<0.090	<0.090	<0.45	J ^(3.9)	<0.45	<0.45	<0.45
Ethyl benzene (ug/L)	700 / 140	<0.16	<0.16	<0.16	<0.16	<0.16	<0.16	<0.16	<0.16	<0.16	<0.16
Total Xylenes (ug/L)	2000 / 400	<0.66	<0.66	<0.66	<0.66	<0.66	<0.66	<0.66	<0.66	<0.66	<0.66
Toluene (ug/L)	800 / 160	<0.16	<0.16	<0.16	<0.16	0.80	<0.16	<0.16	<0.16	<0.16	<0.16
Chloroform (ug/L)	6 / 0.6	<0.18	<0.18	<0.18	<0.18	<0.18	<0.18	<0.18	<0.18	<0.18	<0.18
Benzene (ug/L)	5 / 0.5	<0.15	<0.15	<0.15	<0.15	<0.15	<0.15	<0.15	<0.15	<0.15	<0.15

ES / PAL	596 Schommer Dr. (cont.)												
	Sep-99	Dec-99	Jun-00	May-01	May-01	Jun-01	Jan-02	Jun-02	Jan-03	Jul-03	Dec-03	Feb-04	
Dichlorodifluoromethane (ug/L)	1000 / 200	J ^(0.98)	J ^(0.16)	<0.14	<0.14	<0.14	<0.14	<0.14	<0.14	<0.14	<0.14	<0.14	
Tetrachloroethene (ug/L)	5 / 0.5	0.45	0.92	0.69	0.97	0.97	0.61	J ^(0.37)	<0.13	<0.13	0.73	J ^(0.34)	
trans-1,2-Dichloroethene (ug/L)	100 / 20	<0.11	<0.11	<0.11	<0.11	<0.11	<0.11	<0.11	<0.11	<0.11	<0.11	<0.11	
1,1,1-Trichloroethane (ug/L)	200 / 40	11	11	9.3	10	<0.19	7.1	7.1	2.2	3.6	3.8	2.6	
1,1-Dichloroethene (ug/L)	7 / 0.7	1.0	1.1	1.4	1.5	1.5	1.2	1.1	0.20	<0.10	0.50	0.46	
1,2-Dichloroethane (ug/L)	5 / 0.5	<0.27	<0.27	<0.27	<0.27	<0.27	<0.27	<0.27	<0.27	<0.27	<0.27	<0.27	
1,1,2-Trichloroethane (ug/L)	5 / 0.5	<0.18	<0.18	<0.18	<0.18	<0.18	<0.18	<0.18	<0.18	<0.18	<0.18	<0.18	
Trichloroethene (ug/L)	5 / 0.5	11	10	11	12	12	11	8.3	4.2	4.9	5.7	4.8	
1,1-Dichloroethane (ug/L)	850 / 85	<0.26	<0.26	<0.26	<0.26	<0.26	<0.26	<0.26	<0.26	<0.26	<0.26	<0.26	
cis-1,2-Dichloroethene (ug/L)	70 / 7	<0.12	<0.12	<0.12	J ^(0.18)	J ^(0.18)	<0.12	<0.12	<0.12	<0.12	<0.12	<0.12	
Trichlorofluoromethane (ug/L)	3490 / 698	<0.51	<0.51	<0.51	<0.51	<0.51	<0.51	<0.51	<0.51	<0.51	<0.51	<0.51	
Chloroethane (ug/L)	400 / 80	<0.24	<0.24	<0.24	<0.24	<0.24	<0.24	<0.24	<0.24	<0.24	<0.24	<0.24	
Vinyl chloride (ug/L)	0.2 / 0.02	<0.11	<0.11	<0.11	<0.11	<0.11	<0.11	<0.11	<0.11	<0.11	<0.11	<0.11	
Chloromethane (ug/L)	3 / 0.3	J ^(0.56)	<0.090	<0.090	<0.090	<0.090	<0.090	<0.090	<0.090	<0.090	<0.090	<0.090	
Methylene Chloride (ug/L)	30 / 3	<0.45	<0.45	<0.45	<0.45	<0.45	<0.45	<0.45	<0.45	<0.45	<0.45	<0.16	
Ethyl benzene (ug/L)	700 / 140	<0.16	<0.16	<0.16	<0.16	<0.31	<0.31	J ^(0.39)	<0.31	<0.31	<0.31	<0.31	
Total Xylenes (ug/L)	2000 / 400	<0.66	<0.66	<0.66	<0.66	<0.35	<0.35	<0.35	<0.35	<0.35	<0.35	<0.35	
Toluene (ug/L)	800 / 160	<0.16	<0.16	<0.16	<0.16	<0.16	<0.16	<0.16	<0.16	<0.16	<0.16	<0.18	
Chloroform (ug/L)	6 / 0.6	<0.18	<0.18	<0.18	<0.18	<0.18	<0.18	<0.18	<0.18	<0.18	<0.18	<0.15	
Benzene (ug/L)	5 / 0.5	<0.15	<0.15	<0.15	<0.15	<0.15	<0.15	<0.15	<0.15	<0.15	<0.15	<0.15	

J- Result is less than the LOQ but greater than the LOD.

B- Parameter was detected in the method blank.

LOD- Limit of Detection

²- May be associated with chlorination of well.

LOQ-Limit of Quantification

^D-Quantification was performed on a dilution of the sample.

ug/L- Micrograms per Liter (parts per billion).

- Indicates Detection.

*- Inorganic water quality data available.

ND- No Detect.

P/NP- Present/Not Present

NA- Not Analyzed

- Analytical data obtained from the WDNR Special Well Construction Area Data Base, Town of Hudson, Wisconsin.

TABLE 1 (cont.)

		596 Schommer Dr. (cont.)								
ES / PAL		Sep-04	Oct-04	Nov-04	Dec-04	Jan-05	Feb-05	Feb-05	May-05	Dec-05
Dichlorodifluoromethane (ug/L)	1000 / 200	<0.40	<0.40	8.0	5.5	<0.40	<0.80	<0.60	<0.60	<0.60
Tetrachloroethene (ug/L)	5 / 0.5	0.90	1.0	J ^(1.0)	1.5	2.0	J ^(1.7)	4.0	8.4	3.7
trans-1,2-Dichloroethene (ug/L)	100 / 20	<0.50	<0.50	<0.50	<0.50	<0.50	<1.0	<0.60	<0.60	<0.60
1,1,1-Trichloroethane (ug/L)	200 / 40	8.1	13	19	25	43	35	77	130	68
1,1-Dichloroethene (ug/L)	7 / 0.7	0.68	0.67	1.1	1.0	1.5	J ^(1.1)	2.5	5.4	2.6
1,2-Dichloroethane (ug/L)	5 / 0.5	<0.40	<0.40	<0.40	<0.40	<0.40	<0.80	<0.50	<0.50	<0.50
1,1,2-Trichloroethane (ug/L)	5 / 0.5	<0.40	<0.40	<0.40	<0.40	<0.40	<0.80	J ^(0.41)	J ^(0.91)	J ^(0.48)
Trichloroethene (ug/L)	5 / 0.5	10	13	17	22	34	30	64	100	60
1,1-Dichloroethane (ug/L)	850 / 85	<0.50	<0.50	<0.50	<0.50	<0.50	<1.0	<0.50	<0.50	<0.50
cis-1,2-Dichloroethene (ug/L)	70 / 7	<0.25	<0.25	<0.25	<0.25	<0.25	<0.50	<0.60	<0.60	<0.60
Trichlorofluoromethane (ug/L)	3490 / 698	<0.50	<0.50	<0.50	<0.50	<0.50	<1.0	<0.50	<0.50	<0.50
Chloroethane (ug/L)	400 / 80	<0.50	<0.50	<0.50	<0.50	<0.50	<1.0	<0.70	<0.70	<0.70
Vinyl chloride (ug/L)	0.2 / 0.02	<0.12	<0.12	<0.12	<0.12	<0.12	<0.24	<0.12	<0.12	<0.12
Chloromethane (ug/L)	30 / 3	<0.30	<0.30	<0.30	<0.30	<0.30	<0.60	<0.24	<0.24	<0.24
Methylene chloride (ug/L)	5 / 0.5	<0.50	<0.50	<0.50	<0.50	<0.50	<1.0	<0.40	<0.40	<0.40
p/m Xylene (ug/L)	Total Xylenes	<0.70	<0.70	<0.70	<0.70	<0.70	<1.4	<1.0	<1.0	<1.0
o-Xylene (ug/L)	2000 / 400	<0.30	<0.30	<0.30	<0.30	<0.30	<0.60	<0.40	<0.40	<0.40
Ethyl Benzene (ug/L)	700 / 140	<0.30	<0.30	<0.30	<0.30	<0.30	<0.60	<0.50	<0.50	<0.50
Chloroform (ug/L)	6 / 0.6	<0.25	<0.25	<0.25	<0.25	<0.25	<0.50	<0.50	<0.50	<0.50
Benzene (ug/L)	5 / 0.5	<0.40	<0.40	<0.40	<0.40	<0.40	<0.80	<0.40	<0.40	<0.40

		596 Schommer Dr. (cont.)										
ES / PAL		Mar-06	Apr-06	Jun-06	Sep-06	Dec-06	Jun-07	Dec-07	May-08	Dec-09	Mar-11	Aug-13
Dichlorodifluoromethane (ug/L)	1000 / 200	<0.60	<0.60	<0.29	<0.29	<0.29	<0.40	<0.40	<0.40	<1.0	<0.30	<0.40
Tetrachloroethene (ug/L)	5 / 0.5	7.3	3.9	12.0	12.0	5.6	2.8	J ^(1.0)	J ^(0.75)	<1.0	J ^(0.37)	J ^(0.48)
trans-1,2-Dichloroethene (ug/L)	100 / 20	<0.60	<0.60	<0.40	<0.40	<0.40	<0.50	<0.50	<0.50	<1.0	<0.11	<0.24
1,1,1-Trichloroethane (ug/L)	200 / 40	130	67	300	230	110	40	11	6.3	4.6	2.4	J ^(0.95)
1,1-Dichloroethene (ug/L)	7 / 0.7	3.9	J ^(1.7)	8.0	7.0	4.5	1.7	J ^(0.91)	J ^(0.93)	<1.0	J ^(0.61)	<0.24
1,2-Dichloroethane (ug/L)	5 / 0.5	<0.50	<0.50	<0.50	<0.50	<0.50	<0.30	<0.30	<0.30	<1.0	<0.080	<0.22
1,1,2-Trichloroethane (ug/L)	5 / 0.5	J ^(0.81)	<0.40	J ^(1.3)	<0.50	<0.50	<0.50	<0.50	<0.50	<1.0	<0.11	<0.16
Trichloroethene (ug/L)	5 / 0.5	110	55	250	190	87	32	13	8.4	6.2	4.3	2.5
1,1-Dichloroethane (ug/L)	850 / 85	<0.50	<0.50	<0.40	<0.40	<0.40	<0.40	<0.40	<0.40	<1.0	<0.080	<0.50
cis-1,2-Dichloroethene (ug/L)	70 / 7	<0.60	<0.60	J ^(0.44)	<0.40	<0.40	<0.40	<0.40	<0.40	<1.0	<0.23	<0.23
Trichlorofluoromethane (ug/L)	3490 / 698	<0.50	<0.50	<0.70	<0.70	<0.70	<0.40	<0.40	<0.40	<1.0	<0.14	<0.13
Chloroethane (ug/L)	400 / 80	<0.70	<0.70	<0.60	<0.60	<0.60	<0.40	<0.40	<0.40	<1.0	<0.32	<0.50
Vinyl chloride (ug/L)	0.2 / 0.02	<0.12	<0.12	<0.15	<0.15	<0.15	<0.15	<0.15	<0.15	<0.40	<0.11	<0.14
Chloromethane (ug/L)	30 / 3	<0.24	<0.24	<0.30	<0.30	<0.30	<0.30	<0.30	<0.30	<4.0	<0.36	<2.0
Methylene chloride (ug/L)	5 / 0.5	<0.40	<0.40	<1.0	<1.0	<1.0	<0.50	<0.50	<0.50	<4.0	<2.0	<2.0
p/m Xylene (ug/L)	Total Xylenes	J ^(1.2)	<1.0	<0.90	J ^(1.7)	<0.90	<0.50	<0.50	<0.50	<2.0	<0.15	<0.48
o-Xylene (ug/L)	2000 / 400	<0.40	<0.40	<0.60	<0.60	<0.60	<0.50	<0.50	<0.50	<1.0	<0.10	<0.24
Ethyl Benzene (ug/L)	700 / 140	<0.50	<0.50	<0.50	J ^(0.94)	<0.50	<0.28	<0.28	<0.28	<1.0	<0.080	<0.24
Chloroform (ug/L)	6 / 0.6	<0.50	<0.50	<0.50	<0.50	<0.50	<0.22	<0.22	<0.22	<1.0	<0.090	<0.27
Benzene (ug/L)	5 / 0.5	<0.40	<0.40	<0.40	<0.40	<0.40	<0.16	<0.16	<0.16	<1.0	<0.080	<0.24
Toluene (ug/L)	800 / 160	<0.40	J ^(0.87)	<0.40	<0.40	<0.40	<0.20	<0.20	<0.20	<1.0	<0.11	<0.23

J- Result is less than the LOQ but greater than the LOD.

B- Parameter was detected in the method blank.

LOD- Limit of Detection

Z- May be associated with chlorination of well.

LOQ-Limit of Quantification

U- Quantification was performed on a dilution of the sample.

ug/L- Micrograms per Liter (parts per billion).

J - Indicates Detection.

*- Inorganic water quality data available.

ND- No Detect.

P/NP- Present/Not Present

NA- Not Analyzed

- Analytical data obtained from the WDNR Special Well Construction Area Data Base, Town of Hudson, Wisconsin.

TABLE 1 (cont.)

ES / PAL	596 Schommer Dr. (cont.)												
	Jun-14	Dec-14	Jan-15	Feb-15	Mar-15	Mar-15	Jun-15	Dec-15	Mar-16	Dec-16	Sep-17	Dec-17	
Dichlorodifluoromethane (ug/L)	1000 / 200	<0.50	<0.50	<0.20	<0.50	<0.50	<0.50	<0.49	<0.49	<0.49	<0.23	<0.31	<0.31
Tetrachloroethene (ug/L)	5 / 0.5	J ^(0.88)	J ^(0.26)	<0.16	<0.16	<0.16	<0.16	J ^(0.29)	<0.19	J ^(0.23)	<0.25	<0.16	<0.16
trans-1,2-Dichloroethene (ug/L)	100 / 20	<0.23	<0.23	<0.23	<0.23	<0.23	<0.23	<0.21	<0.21	<0.21	<0.16	<0.16	<0.21
1,1,1-Trichloroethane (ug/L)	200 / 40	J ^(0.96)	J ^(0.97)	J ^(0.54)	J ^(0.73)	J ^(0.77)	J ^(0.91)	2.9	J ^(0.91)	<0.20	0.58	J ^(0.40)	J ^(0.47)
1,1-Dichloroethene (ug/L)	7 / 0.7	J ^(0.59)	<0.20	<0.20	<0.20	<0.20	<0.20	<0.22	<0.22	<0.22	<0.28	<0.18	J ^(0.19)
1,2-Dichloroethane (ug/L)	5 / 0.5	<0.13	<0.13	<0.13	<0.13	<0.13	<0.13	<0.17	<0.17	<0.17	<0.17	<0.32	<0.32
1,1,2-Trichloroethane (ug/L)	5 / 0.5	<0.13	<0.13	<0.13	<0.14	<0.14	<0.14	<0.24	<0.24	<0.24	<0.15	<0.22	<0.22
Trichloroethene (ug/L)	5 / 0.5	1.9	1.8	1.6	1.7	1.5	2.0	3.2	1.9	1.8	1.6	1.1	1.4
1,1-Dichloroethane (ug/L)	850 / 85	<0.16	<0.16	<0.16	<0.16	<0.16	<0.16	<0.22	<0.22	<0.22	<0.17	<0.14	<0.14
cis-1,2-Dichloroethene (ug/L)	70 / 7	<0.13	<0.13	<0.13	<0.13	<0.13	<0.13	<0.25	<0.25	<0.25	<0.12	<0.20	<0.20
Trichlorofluoromethane (ug/L)	3490 / 698	<0.22	<0.22	<0.22	<0.22	<0.22	<0.22	<0.18	<0.18	<0.18	<0.33	<0.13	<0.13
Chloroethane (ug/L)	400 / 80	<0.24	<0.24	<0.24	<0.27	<0.27	<0.27	<0.34	<0.34	<0.34	<0.34	<0.44	<0.44
Vinyl chloride (ug/L)	0.2 / 0.02	<0.20	<0.20	<0.20	<0.10	<0.10	<0.10	<0.15	<0.15	<0.15	<0.069	<0.096	<0.0096
Chloromethane (ug/L)	30 / 3	<0.34	<0.34	<0.34	<0.34	<0.34	<0.34	<0.64	<0.64	<0.64	<0.25	<1.1	<1.1
Methylene chloride (ug/L)	5 / 0.5	<2.0	<2.0	<2.0	<2.0	<2.0	<2.0	<0.56	<0.56	<0.56	<0.29	<1.2	<1.2
p/m Xylene (ug/L)	Total Xylenes	<0.31	<0.31	<0.31	<0.31	<0.31	<0.31	J ^(1.1)	J ^(0.81)	<0.41	<0.11	<0.24	<0.24
o-Xylene (ug/L)	2000 / 400	<0.094	<0.094	<0.094	<0.094	<0.094	<0.094	J ^(0.39)	J ^(0.25)	<0.19	<0.20	<0.17	<0.17
Ethyl Benzene (ug/L)	700 / 140	<0.16	<0.16	<0.16	<0.16	<0.16	<0.16	J ^(0.30)	J ^(0.26)	<0.23	<0.15	<0.14	<0.14
Chloroform (ug/L)	6 / 0.6	<0.16	<0.16	<0.16	<0.16	<0.16	<0.16	<0.27	<0.27	<0.27	<0.21	<0.46	<0.46
Benzene (ug/L)	5 / 0.5	<0.15	<0.15	<0.15	<0.15	<0.15	<0.15	<0.21	<0.21	<0.21	<0.16	<0.34	<0.34
Toluene (ug/L)	800 / 160	<0.11	<0.11	<0.11	<0.11	<0.11	<0.11	<0.13	<0.13	<0.13	<0.14	<0.17	<0.17

ES / PAL	596 Schommer Dr. (cont.)			
	Feb-18	Jun-18	Nov-18	
Dichlorodifluoromethane (ug/L)	1000 / 200	<0.31	<0.23	<0.23
Tetrachloroethene (ug/L)	5 / 0.5	<0.16	<0.17	J ^(0.22)
trans-1,2-Dichloroethene (ug/L)	100 / 20	<0.21	<0.12	<0.24
1,1,1-Trichloroethane (ug/L)	200 / 40	1.1	J ^(0.35)	1.8
1,1-Dichloroethene (ug/L)	7 / 0.7	<0.18	<0.16	<0.16
1,2-Dichloroethane (ug/L)	5 / 0.5	<0.32	<0.22	<0.22
1,1,2-Trichloroethane (ug/L)	5 / 0.5	<0.22	<0.18	<0.18
Trichloroethene (ug/L)	5 / 0.5	1.1	1.3	2.6
1,1-Dichloroethane (ug/L)	850 / 85	<0.14	<0.17	<0.17
cis-1,2-Dichloroethene (ug/L)	70 / 7	<0.20	<0.15	<0.15
Trichlorofluoromethane (ug/L)	3490 / 698	<0.13	<0.23	<0.23
Chloroethane (ug/L)	400 / 80	<0.44	<0.49	<0.49
Vinyl chloride (ug/L)	0.2 / 0.02	<0.096	<0.092	<0.092
Chloromethane (ug/L)	30 / 3	<1.1	<0.16	<0.16
Methylene chloride (ug/L)	5 / 0.5	<1.2	<0.98	<0.98
p/m Xylene (ug/L)	Total Xylenes	J ^(0.73)	<0.31	<0.31
o-Xylene (ug/L)	2000 / 400	<0.17	<0.16	<0.16
Ethyl Benzene (ug/L)	700 / 140	<0.14	<0.14	<0.14
Chloroform (ug/L)	6 / 0.6	<0.46	<0.45	<0.45
Benzene (ug/L)	5 / 0.5	<0.34	<0.10	<0.10
Toluene (ug/L)	800 / 160	<0.17	<0.083	<0.083

J- Result is less than the LOQ but greater than the LOD.

B- Parameter was detected in the method blank.

LOD- Limit of Detection

z- May be associated with chlorination of well.

LOQ-Limit of Quantification

u- Quantification was performed on a dilution of the sample.

ug/L- Micrograms per Liter (parts per billion).

- Indicates Detection.

*- Inorganic water quality data available.

ND- No Detect.

P/NP- Present/Not Present

NA- Not Analyzed

- Analytical data obtained from the WDNR Special Well Construction Area Data Base, Town of Hudson, Wisconsin.

TABLE 1 (cont.)

ES / PAL		597 Schommer Dr.					
		Mar-00	Jun-01	Jul-03	May-05	Sep-05	Dec-07
Dichlorodifluoromethane (ug/L)	1000 / 200	<0.14	<0.14	<0.14	<0.60	<0.60	<0.40
Tetrachloroethene (ug/L)	5 / 0.5	<0.13	<0.13	<0.13	<0.40	11	<0.40
trans-1,2-Dichloroethene (ug/L)	100 / 20	<0.11	<0.11	<0.11	<0.60	<0.60	<0.50
1,1,1-Trichloroethane (ug/L)	200 / 40	<0.19	<0.19	<0.19	<0.60	190	<0.60
1,1-Dichloroethene (ug/L)	7 / 0.7	<0.10	<0.10	<0.10	<0.50	7.2	<0.40
1,2-Dichloroethane (ug/L)	5 / 0.5	<0.27	<0.27	<0.27	<0.50	<0.50	<0.30
1,1,2-Trichloroethane (ug/L)	5 / 0.5	<0.18	<0.18	<0.18	<0.40	J ^(1,2)	<0.50
Trichloroethene (ug/L)	5 / 0.5	<0.14	<0.14	<0.14	<0.15	160	<0.15
1,1-Dichloroethane (ug/L)	850 / 85	<0.26	<0.26	<0.26	<0.50	<0.50	<0.40
cis-1,2-Dichloroethene (ug/L)	70 / 7	<0.12	<0.12	<0.12	<0.60	<0.60	<0.40
Trichlorofluoromethane (ug/L)	3490 / 698	<0.51	<0.51	<0.51	<0.50	<0.50	<0.40
Chloroethane (ug/L)	400 / 80	<0.24	<0.24	<0.24	<0.70	<0.70	<0.40
Vinyl chloride (ug/L)	0.2 / 0.02	<0.11	<0.11	<0.11	<0.12	<0.12	<0.15
Chloromethane (ug/L)	30 / 3	<0.090	<0.090	<0.090	<0.24	<0.24	<0.30
Methylene chloride (ug/L)	5 / 0.5	<0.45	<0.45	<0.45	<0.40	<0.40	<0.50
p/m Xylene (ug/L)	Total Xylenes	<0.31	<0.31	<0.31	<1.0	<1.0	<0.50
o-Xylene (ug/L)	2000 / 400	<0.35	<0.35	<0.35	<0.40	<0.40	<0.50
Ethyl Benzene (ug/L)	700 / 140	<0.16	<0.16	<0.16	<0.50	<0.50	<0.28
Chloroform (ug/L)	6 / 0.6	<0.18	<0.18	<0.18	<0.50	<0.50	<0.22
Benzene (ug/L)	5 / 0.5	<0.15	<0.15	<0.15	<0.40	<0.40	<0.15

ES / PAL		898 Sherman Rd.									
		Mar-92	Mar-00	Jun-01	Jun-02	Jul-03	Jul-04	Jun-05	Jul-06	Aug-06	Jul-08
Dichlorodifluoromethane (ug/L)	1000 / 200		<0.14	<0.14	<0.14	<0.14	<0.063	<0.60	<0.29	<0.29	<0.40
Tetrachloroethene (ug/L)	5 / 0.5	ND	<0.13	<0.13	<0.13	<0.13	<0.075	<0.40	<0.29	<0.29	<0.40
trans-1,2-Dichloroethene (ug/L)	100 / 20		<0.11	<0.11	<0.11	<0.11	<0.059	<0.60	<0.40	<0.40	<0.50
1,1,1-Trichloroethane (ug/L)	200 / 40	ND	<0.19	<0.19	<0.19	<0.19	<0.065	<0.60	<0.50	<0.50	<0.60
1,1-Dichloroethene (ug/L)	7 / 0.7	ND	<0.10	<0.10	<0.10	<0.10	<0.061	<0.50	<0.30	<0.30	<0.40
1,2-Dichloroethane (ug/L)	5 / 0.5		<0.27	<0.27	<0.27	<0.27	<0.054	<0.50	<0.50	<0.50	<0.30
1,1,2-Trichloroethane (ug/L)	5 / 0.5		<0.18	<0.18	<0.18	<0.18	<0.052	<0.40	<0.50	<0.50	<0.50
Trichloroethene (ug/L)	5 / 0.5	ND	<0.14	<0.14	<0.14	J ^(0.17)	<0.074	<0.15	J ^(0.17)	<0.15	J ^(0.21)
1,1-Dichloroethane (ug/L)	850 / 85	ND	<0.26	<0.26	<0.26	<0.26	<0.057	<0.50	<0.40	<0.40	<0.40
cis-1,2-Dichloroethene (ug/L)	70 / 7		<0.12	<0.12	<0.12	<0.12	<0.055	<0.60	<0.40	<0.40	<0.40
Trichlorofluoromethane (ug/L)	3490 / 698	ND	<0.51	<0.51	<0.51	<0.51	<0.060	<0.50	<0.70	<0.70	<0.40
Chloroethane (ug/L)	400 / 80		<0.24	<0.24	<0.24	<0.24	<0.074	<0.70	<0.60	<0.60	<0.40
Vinyl chloride (ug/L)	0.2 / 0.02		<0.11	<0.11	<0.11	<0.11	<0.065	<0.12	<0.15	<0.15	<0.15
Chloromethane (ug/L)	30 / 3		<0.090	<0.090	<0.090	<0.090	<0.074	<0.24	<0.30	<0.30	<0.30
Methylene chloride (ug/L)	5 / 0.5		<0.45	<0.45	<0.45	<0.45	<0.44	<0.40	<1.0	<1.0	<0.50
p/m Xylene (ug/L)	Total Xylenes		<0.31	<0.31	<0.31	<0.31	<0.13	<1.0	<0.90	<0.90	<0.50
o-Xylene (ug/L)	2000 / 400		<0.35	<0.35	<0.35	<0.35	<0.062	<0.40	<0.60	<0.60	<0.50
Toluene (ug/L)	800 / 160		<0.16	<0.16	<0.16	<0.16	<0.069	<0.40	<0.40	<0.40	<0.20

J- Result is less than the LOQ but greater than the LOD.

B- Parameter was detected in the method blank.

LOD- Limit of Detection

z- May be associated with chlorination of well.

LOQ-Limit of Quantification

^D -Quantification was performed on a dilution of the sample.

ug/L- Micrograms per Liter (parts per billion).

- Indicates Detection.

*- Inorganic water quality data available.

ND- No Detect.

P/NP- Present/Not Present

NA- Not Analyzed

- Analytical data obtained from the WDNR Special Well Construction Area Data Base, Town of Hudson, Wisconsin.

TABLE 1 (cont.)

		904 Sherman Rd.									
ES / PAL		Aug-98	Jun-01	Jun-02	Jun-03	Jun-04	May-05	Jul-06	Aug-06	Jul-08	
Dichlorodifluoromethane (ug/L)	1000 / 200	<0.14	<0.14	<0.14	<0.14	<0.063	<0.60	<0.29	<0.29	<0.40	
Tetrachloroethene (ug/L)	5 / 0.5	<0.13	<0.13	<0.13	<0.13	<0.075	<0.40	<0.29	<0.29	<0.40	
trans-1,2-Dichloroethene (ug/L)	100 / 20	<0.11	<0.11	<0.11	<0.11	<0.059	<0.60	<0.40	<0.40	<0.50	
1,1,1-Trichloroethane (ug/L)	200 / 40	<0.19	<0.19	<0.19	<0.19	<0.065	<0.60	<0.50	<0.50	<0.60	
1,1-Dichloroethene (ug/L)	7 / 0.7	<0.10	<0.10	<0.10	<0.10	<0.061	<0.50	<0.30	<0.30	<0.40	
1,2-Dichloroethane (ug/L)	5 / 0.5	<0.27	<0.27	<0.27	<0.27	<0.054	<0.50	<0.50	<0.50	<0.30	
1,1,2-Trichloroethane (ug/L)	5 / 0.5	<0.18	<0.18	<0.18	<0.18	<0.052	<0.40	<0.50	<0.50	<0.50	
Trichloroethene (ug/L)	5 / 0.5	<0.14	J ^(0.20)	<0.14	J ^(0.24)	<0.074	<0.15	J ^(0.21)	<0.15	<0.15	
1,1-Dichloroethane (ug/L)	850 / 85	<0.26	<0.26	<0.26	<0.26	<0.057	<0.50	<0.40	<0.40	<0.40	
cis-1,2-Dichloroethene (ug/L)	70 / 7	<0.12	<0.12	<0.12	<0.12	<0.055	<0.60	<0.40	<0.40	<0.40	
Trichlorofluoromethane (ug/L)	3490 / 698	<0.51	<0.51	<0.51	<0.51	<0.060	<0.50	<0.70	<0.70	<0.40	
Chloroethane (ug/L)	400 / 80	<0.24	<0.24	<0.24	<0.24	<0.074	<0.70	<0.60	<0.60	<0.40	
Vinyl chloride (ug/L)	0.2 / 0.02	<0.11	<0.11	<0.11	<0.11	<0.065	<0.12	<0.15	<0.15	<0.15	
Chloromethane (ug/L)	30 / 3	<0.090	<0.090	<0.090	<0.090	<0.074	<0.24	<0.30	<0.30	<0.30	
Methylene chloride (ug/L)	5 / 0.5	<0.45	<0.45	<0.45	<0.45	<0.44	<0.40	<1.0	<1.0	<0.50	
p/m Xylene (ug/L)	Total Xylenes	<0.31	<0.31	<0.31	<0.31	<0.13	<1.0	<0.90	<0.90	<0.50	
o-Xylene (ug/L)	2000 / 400	<0.35	<0.35	<0.35	<0.35	<0.062	<0.40	<0.60	<0.60	<0.50	
Toluene (ug/L)	800 / 160	<0.16	<0.16	<0.16	<0.16	<0.069	<0.40	<0.40	<0.40	<0.20	

		928 Sherman Rd.											
ES / PAL		Feb-95	Jan-99	Mar-00	Feb-01	Jun-01	Jan-02	Jun-02	Feb-03	Dec-03	Jun-04	Jan-05	May-05
Dichlorodifluoromethane (ug/L)	1000 / 200		<0.14	<0.14	<0.14	<0.14	<0.14	<0.14	<0.14	<0.14	<0.063	<0.40	<0.60
Tetrachloroethene (ug/L)	5 / 0.5	ND	<0.13	<0.13	<0.13	<0.13	<0.13	<0.13	<0.13	<0.13	<0.075	<0.40	<0.40
trans-1,2-Dichloroethene (ug/L)	100 / 20		<0.11	<0.11	<0.11	<0.11	<0.11	<0.11	<0.11	<0.11	<0.059	<0.50	<0.60
1,1,1-Trichloroethane (ug/L)	200 / 40	ND	<0.19	<0.19	<0.19	<0.19	<0.19	<0.19	<0.19	<0.19	<0.065	<0.50	<0.60
1,1-Dichloroethene (ug/L)	7 / 0.7	ND	<0.10	<0.10	<0.10	<0.10	<0.10	<0.10	<0.10	<0.10	<0.061	<0.30	<0.50
1,2-Dichloroethane (ug/L)	5 / 0.5		<0.27	<0.27	<0.27	<0.27	<0.27	<0.27	<0.27	<0.27	<0.054	<0.40	<0.50
1,1,2-Trichloroethane (ug/L)	5 / 0.5		<0.18	<0.18	<0.18	<0.18	<0.18	<0.18	<0.18	<0.18	<0.052	<0.40	<0.40
Trichloroethene (ug/L)	5 / 0.5	ND	J ^(0.28)	<0.14	0.35	J ^(0.18)	<0.14	<0.14	<0.14	<0.14	<0.074	J ^(0.30)	<0.15
1,1-Dichloroethane (ug/L)	850 / 85	ND	<0.26	<0.26	<0.26	<0.26	<0.26	<0.26	<0.26	<0.26	<0.057	<0.50	<0.50
cis-1,2-Dichloroethene (ug/L)	70 / 7		<0.12	<0.12	<0.12	<0.12	<0.12	<0.12	<0.12	<0.12	<0.055	<0.25	<0.60
Trichlorofluoromethane (ug/L)	3490 / 698	ND	<0.51	<0.51	<0.51	<0.51	<0.51	<0.51	<0.51	<0.51	<0.060	<0.50	<0.50
Chloroethane (ug/L)	400 / 80		<0.24	<0.24	<0.24	<0.24	<0.24	<0.24	<0.24	<0.24	<0.074	<0.50	<0.70
Vinyl chloride (ug/L)	0.2 / 0.02		<0.11	<0.11	<0.11	<0.11	<0.11	<0.11	<0.11	<0.11	<0.065	<0.12	<0.12
Chloromethane (ug/L)	30 / 3		<0.090	<0.090	<0.090	<0.090	<0.090	<0.090	<0.090	<0.090	<0.074	<0.30	<0.24
Methylene chloride (ug/L)	5 / 0.5		<0.45	<0.45	<0.45	<0.45	<0.45	<0.45	<0.45	<0.45	<0.44	<0.50	<0.40
p/m Xylene (ug/L)	Total Xylenes		<0.31	<0.31	<0.31	<0.31	<0.31	<0.31	<0.31	<0.31	<0.13	<0.70	<1.0
o-Xylene (ug/L)	2000 / 400		<0.35	<0.35	<0.35	<0.35	<0.35	<0.35	<0.35	<0.35	<0.062	<0.30	<0.40
Toluene (ug/L)	800 / 160		<0.16	<0.16	<0.16	<0.16	<0.16	<0.16	<0.16	<0.16	<0.069	<0.40	<0.40

J- Result is less than the LOQ but greater than the LOD.

B- Parameter was detected in the method blank.

LOD- Limit of Detection

²- May be associated with chlorination of well.

LOQ-Limit of Quantification

^D- Quantification was performed on a dilution of the sample.

ug/L- Micrograms per Liter (parts per billion).

- Indicates Detection.

*- Inorganic water quality data available.

ND- No Detect.

P/NP- Present/Not Present

NA- Not Analyzed

- Analytical data obtained from the WDNR Special Well Construction Area Data Base, Town of Hudson, Wisconsin.

TABLE 1 (cont.)

	ES / PAL	928 Sherman Rd.(cont)	
		Mar-07	Jul-08
Dichlorodifluoromethane (ug/L)	1000 / 200	<0.29	<0.40
Tetrachloroethene (ug/L)	5 / 0.5	<0.29	<0.40
trans-1,2-Dichloroethene (ug/L)	100 / 20	<0.40	<0.40
1,1,1-Trichloroethane (ug/L)	200 / 40	<0.50	<0.60
1,1-Dichloroethene (ug/L)	7 / 0.7	<0.30	<0.40
1,2-Dichloroethane (ug/L)	5 / 0.5	<0.50	<0.30
1,1,2-Trichloroethane (ug/L)	5 / 0.5	<0.50	<0.50
Trichloroethene (ug/L)	5 / 0.5	J ^(0.24)	<0.15
1,1-Dichloroethane (ug/L)	850 / 85	<0.40	<0.40
cis-1,2-Dichloroethene (ug/L)	70 / 7	<0.40	<0.40
Trichlorofluoromethane (ug/L)	3490 / 698	<0.70	<0.40
Chloroethane (ug/L)	400 / 80	<0.60	<0.40
Vinyl chloride (ug/L)	0.2 / 0.02	<0.15	<0.15
Chloromethane (ug/L)	30 / 3	<0.30	<0.30
Methylene chloride (ug/L)	5 / 0.5	<1.0	<0.50
p/m Xylene (ug/L)	Total Xylenes	<0.90	<0.50
o-Xylene (ug/L)	2000 / 400	<0.60	<0.50
Toluene (ug/L)	800 / 160	<0.40	<0.20

	ES / PAL	929 Sherman Rd.											
		May-96	Dec-96	Aug-98	Jan-01	Feb-03	May-04	May-05	Jul-06	Jun-07	May-08	Dec-09	Jul-10
Dichlorodifluoromethane (ug/L)	1000 / 200	<0.14	<0.14	<0.14	<0.14	<0.14	<0.063	<0.60	<0.29	<0.40	<0.40	<1.0	<0.30
Tetrachloroethene (ug/L)	5 / 0.5	<0.13	<0.13	<0.13	<0.13	<0.13	<0.075	<0.40	<0.29	<0.40	<0.40	<1.0	<0.15
trans-1,2-Dichloroethene (ug/L)	100 / 20	<0.11	<0.11	<0.11	<0.11	<0.11	<0.059	<0.60	<0.40	<0.50	<0.50	<1.0	<0.11
1,1,1-Trichloroethane (ug/L)	200 / 40	<0.19	<0.19	<0.19	<0.19	<0.19	<0.065	<0.60	<0.50	<0.60	<0.60	<1.0	<0.090
1,1-Dichloroethene (ug/L)	7 / 0.7	<0.10	<0.10	<0.10	<0.10	<0.10	<0.061	<0.50	<0.30	<0.40	<0.40	<1.0	<0.20
1,2-Dichloroethane (ug/L)	5 / 0.5	<0.27	<0.27	<0.27	<0.27	<0.27	<0.054	<0.50	<0.50	<0.30	<0.30	<1.0	<0.080
1,1,2-Trichloroethane (ug/L)	5 / 0.5	<0.18	<0.18	<0.18	<0.18	<0.18	<0.052	<0.40	<0.50	<0.50	<0.50	<1.0	<0.11
Trichloroethene (ug/L)	5 / 0.5	0.63	J ^(0.17)	J ^(0.26)	J ^(0.18)	<0.14	J ^(0.30)	0.15	J ^(0.26)	J ^(0.32)	J ^(0.27)	<0.25	<0.14
1,1-Dichloroethane (ug/L)	850 / 85	<0.26	<0.26	<0.26	<0.26	<0.26	<0.057	<0.50	<0.40	<0.40	<0.40	<1.0	<0.080
cis-1,2-Dichloroethene (ug/L)	70 / 7	<0.12	<0.12	<0.12	<0.12	<0.12	<0.055	<0.60	<0.40	<0.40	<0.40	<1.0	<0.23
Trichlorofluoromethane (ug/L)	3490 / 698	<0.51	<0.51	<0.51	<0.51	<0.51	<0.060	<0.50	<0.70	<0.40	<0.40	<1.0	<0.14
Chloroethane (ug/L)	400 / 80	<0.24	<0.24	<0.24	<0.24	<0.24	<0.074	<0.70	<0.60	<0.40	<0.40	<1.0	<0.32
Vinyl chloride (ug/L)	0.2 / 0.02	<0.11	<0.11	<0.11	<0.11	<0.11	<0.065	<0.12	<0.15	<0.15	<0.15	<0.40	<0.11
Chloromethane (ug/L)	30 / 3	<0.090	<0.090	<0.090	<0.090	<0.090	<0.074	<0.24	<0.30	<0.30	<0.30	<4.0	<0.36
Methylene chloride (ug/L)	5 / 0.5	<0.45	<0.45	<0.45	<0.45	<0.45	<0.44	<0.40	<1.0	<0.50	<0.50	<4.0	<2.0
p/m Xylene (ug/L)	Total Xylenes	<0.31	<0.31	<0.31	<0.31	<0.31	<0.13	<1.0	<0.90	<0.50	<0.50	<2.0	<0.15
o-Xylene (ug/L)	2000 / 400	<0.35	<0.35	<0.35	<0.35	<0.35	<0.062	<0.40	<0.60	<0.50	<0.50	<1.0	<0.10
Toluene (ug/L)	800 / 160	<0.16	<0.16	<0.16	<0.16	<0.16	<0.069	<0.40	<0.40	<0.20	<0.20	<1.0	<0.11

J- Result is less than the LOQ but greater than the LOD.

B- Parameter was detected in the method blank.

LOD- Limit of Detection

²- May be associated with chlorination of well.

LOQ-Limit of Quantification

^D-Quantification was performed on a dilution of the sample.

ug/L- Micrograms per Liter (parts per billion).

- Indicates Detection.

*- Inorganic water quality data available.

ND- No Detect.

P/NP- Present/Not Present

NA- Not Analyzed

- Analytical data obtained from the WDNR Special Well Construction Area Data Base, Town of Hudson, Wisconsin.

TABLE 1 (cont.)

		929 Sherman Rd. (cont.)	
ES / PAL		Jan-11	Jun-11
Dichlorodifluoromethane (ug/L)	1000 / 200	<0.30	<0.23
Tetrachloroethene (ug/L)	5 / 0.5	<0.15	<0.26
trans-1,2-Dichloroethene (ug/L)	100 / 20	<0.11	<0.21
1,1,1-Trichloroethane (ug/L)	200 / 40	<0.090	<0.26
1,1-Dichloroethene (ug/L)	7 / 0.7	<0.20	<0.47
1,2-Dichloroethane (ug/L)	5 / 0.5	<0.080	<0.23
1,1,2-Trichloroethane (ug/L)	5 / 0.5	<0.11	<0.38
Trichloroethene (ug/L)	5 / 0.5	<0.14	J ^(0.31)
1,1-Dichloroethane (ug/L)	850 / 85	<0.080	<0.23
cis-1,2-Dichloroethene (ug/L)	70 / 7	<0.23	<0.37
Trichlorofluoromethane (ug/L)	3490 / 698	<0.14	<0.30
Chloroethane (ug/L)	400 / 80	<0.32	<0.32
Vinyl chloride (ug/L)	0.2 / 0.02	<0.11	<0.17
Chloromethane (ug/L)	30 / 3	<0.36	J ^(0.36)
Methylene chloride (ug/L)	5 / 0.5	<2.0	<2.0
p/m Xylene (ug/L)	Total Xylenes	<0.15	<0.66
o-Xylene (ug/L)	2000 / 400	<0.10	<0.46
Toluene (ug/L)	800 / 160	<0.11	<0.39

		930 Sherman Rd.									
ES / PAL		May-96	Dec-00	Jul-01	Feb-03	Jul-04	Jun-05	Apr-06	Dec-08	Apr-09	Jul-17
Dichlorodifluoromethane (ug/L)	1000 / 200	<0.14	<0.14	<0.14	<0.14	<0.063	<0.60	<0.60	<0.40	<1.0	<0.23
Tetrachloroethene (ug/L)	5 / 0.5	<0.13	<0.13	J ^(0.14)	<0.13	<0.075	<0.40	<0.40	<0.40	<1.0	<0.25
trans-1,2-Dichloroethene (ug/L)	100 / 20	<0.11	<0.11	<0.11	<0.11	<0.059	<0.60	<0.60	<0.50	<1.0	<0.16
1,1,1-Trichloroethane (ug/L)	200 / 40	<0.19	<0.19	<0.19	<0.19	<0.065	<0.60	<0.60	<0.60	<1.0	<0.17
1,1-Dichloroethene (ug/L)	7 / 0.7	<0.10	<0.10	<0.10	<0.10	<0.061	<0.50	<0.50	<0.40	<1.0	<0.28
1,2-Dichloroethane (ug/L)	5 / 0.5	<0.27	<0.27	<0.27	<0.27	<0.054	<0.50	<0.50	<0.30	<1.0	<0.17
1,1,2-Trichloroethane (ug/L)	5 / 0.5	<0.18	<0.18	<0.18	<0.18	<0.052	<0.40	<0.40	<0.50	<1.0	<0.15
Trichloroethene (ug/L)	5 / 0.5	0.53	<0.14	0.38	<0.14	J ^(0.16)	<0.15	J ^(0.29)	J ^(0.20)	<0.25	<0.052
1,1-Dichloroethane (ug/L)	850 / 85	<0.26	<0.26	<0.26	<0.26	<0.057	<0.50	<0.50	<0.40	<1.0	<0.17
cis-1,2-Dichloroethene (ug/L)	70 / 7	<0.12	<0.12	<0.12	<0.12	<0.055	<0.60	<0.60	<0.40	<1.0	<0.12
Trichlorofluoromethane (ug/L)	3490 / 698	<0.51	<0.51	<0.51	<0.51	<0.060	<0.50	<0.50	<0.40	<1.0	<0.33
Chloroethane (ug/L)	400 / 80	<0.24	<0.24	<0.24	<0.24	<0.074	<0.70	<0.70	<0.40	<1.0	<0.34
Vinyl chloride (ug/L)	0.2 / 0.02	<0.11	<0.11	<0.11	<0.11	<0.065	<0.12	<0.12	<0.15	<0.40	<0.069
Chloromethane (ug/L)	30 / 3	<0.090	<0.090	<0.090	<0.090	<0.074	<0.24	<0.24	<0.40	<4.0	<0.25
Methylene chloride (ug/L)	5 / 0.5	<0.45	<0.45	<0.45	<0.45	<0.44	<0.40	<0.40	<0.50	<4.0	<0.29
p/m Xylene (ug/L)	Total Xylenes	<0.31	<0.31	<0.31	<0.31	<0.13	<1.0	<1.0	<0.50	<2.0	<0.11
o-Xylene (ug/L)	2000 / 400	<0.35	<0.35	<0.35	<0.35	<0.062	<0.40	<0.40	<0.50	<1.0	<0.20
Toluene (ug/L)	800 / 160	<0.16	<0.16	<0.16	<0.16	<0.069	<0.40	<0.40	<0.20	<1.0	<0.14

J- Result is less than the LOQ but greater than the LOD.

B- Parameter was detected in the method blank.

LOD- Limit of Detection

²- May be associated with chlorination of well.

LOQ-Limit of Quantification

^D-Quantification was performed on a dilution of the sample.

ug/L- Micrograms per Liter (parts per billion).

- Indicates Detection.

*- Inorganic water quality data available.

ND- No Detect.

P/NP- Present/Not Present

NA- Not Analyzed

- Analytical data obtained from the WDNR Special Well Construction Area Data Base, Town of Hudson, Wisconsin.

TABLE 1 (cont.)

ES / PAL		931 Sherman Rd.										
		Aug-95	May-96	Mar-00	Jan-01	Jul-01	Jan-03	Jul-03	Jun-04	May-05	Jul-06	Aug-07
Dichlorodifluoromethane (ug/L)	1000 / 200		<0.14	<0.14	<0.14	<0.14	<0.14	<0.14	<0.063	<0.60	<0.29	<0.40
Tetrachloroethene (ug/L)	5 / 0.5	ND	<0.13	<0.13	<0.13	<0.13	<0.13	<0.13	<0.075	<0.40	<0.29	<0.40
trans-1,2-Dichloroethene (ug/L)	100 / 20		<0.11	<0.11	<0.11	<0.11	<0.11	<0.11	<0.059	<0.60	<0.40	<0.50
1,1,1-Trichloroethane (ug/L)	200 / 40	ND	<0.19	<0.19	<0.19	<0.19	<0.19	<0.19	<0.065	<0.60	<0.50	<0.60
1,1-Dichloroethene (ug/L)	7 / 0.7	ND	<0.10	<0.10	<0.10	<0.10	<0.10	<0.10	<0.061	<0.50	<0.30	<0.40
1,2-Dichloroethane (ug/L)	5 / 0.5		<0.27	<0.27	<0.27	<0.27	<0.27	<0.27	<0.054	<0.50	<0.50	<0.30
1,1,2-Trichloroethane (ug/L)	5 / 0.5		<0.18	<0.18	<0.18	<0.18	<0.18	<0.18	<0.052	<0.40	<0.50	<0.50
Trichloroethene (ug/L)	5 / 0.5	ND	<0.14	<0.14	<0.14	<0.14	<0.14	<0.14	<0.074	<0.15	<0.15	<0.15
1,1-Dichloroethane (ug/L)	850 / 85	ND	<0.26	<0.26	<0.26	<0.26	<0.26	<0.26	<0.057	<0.50	<0.40	<0.40
cis-1,2-Dichloroethene (ug/L)	70 / 7		<0.12	<0.12	<0.12	<0.12	<0.12	<0.12	<0.055	<0.60	<0.40	<0.40
Trichlorofluoromethane (ug/L)	3490 / 698	ND	<0.14	<0.51	<0.51	<0.51	<0.51	<0.51	<0.060	<0.50	<0.70	<0.40
Chloroethane (ug/L)	400 / 80		<0.24	<0.24	<0.24	<0.24	<0.24	<0.24	<0.074	<0.70	<0.60	<0.40
Vinyl chloride (ug/L)	0.2 / 0.02		<0.11	<0.11	<0.11	<0.11	<0.11	<0.11	<0.065	<0.12	<0.15	<0.15
Chloromethane (ug/L)	30 / 3		<0.090	<0.090	<0.090	<0.090	<0.090	<0.090	<0.074	<0.24	<0.30	<0.30
Methylene chloride (ug/L)	5 / 0.5		<0.45	<0.45	<0.45	<0.45	<0.45	<0.45	<0.44	<0.40	<1.0	<0.50
p/m Xylene (ug/L)	Total Xylenes		<0.31	<0.31	<0.31	<0.31	<0.31	<0.31	<0.13	<1.0	<0.90	<0.50
o-Xylene (ug/L)	2000 / 400		<0.35	<0.35	<0.35	<0.35	<0.35	<0.35	<0.062	<0.40	<0.60	<0.50
Toluene (ug/L)	800 / 160		<0.16	<0.16	<0.16	<0.16	<0.16	<0.16	<0.069	<0.40	<0.40	<0.20

ES / PAL		935 Sherman Rd.*											
		Dec-95	Dec-99	Jan-01	May-02	Apr-03	Mar-04	Jan-05	Feb-06	Mar-07	May-08	Jun-09	Jul-14
Dichlorodifluoromethane (ug/L)	1000 / 200	<0.080	<0.14	<0.14	<0.14	<0.14	<0.93	<0.40	<0.60	<0.29	<0.40	<1.0	<0.50
Tetrachloroethene (ug/L)	5 / 0.5	<0.050	<0.13	<0.13	<0.13	<0.13	<0.18	<0.40	<0.40	<0.29	<0.40	<1.0	<0.16
trans-1,2-Dichloroethene (ug/L)	100 / 20	<0.040	<0.11	<0.11	<0.11	<0.11	<0.11	<0.50	<0.60	<0.40	<0.50	<1.0	<0.23
1,1,1-Trichloroethane (ug/L)	200 / 40	<0.050	<0.19	<0.19	<0.19	<0.19	<0.086	<0.50	<0.60	<0.50	<0.60	<1.0	<0.26
1,1-Dichloroethene (ug/L)	7 / 0.7	<0.050	<0.10	<0.10	<0.10	<0.10	<0.14	<0.30	<0.50	<0.30	<0.40	<1.0	<0.20
1,2-Dichloroethane (ug/L)	5 / 0.5	<0.23	<0.27	<0.27	<0.27	<0.27	<0.053	<0.40	<0.50	<0.50	<0.30	<1.0	<0.13
1,1,2-Trichloroethane (ug/L)	5 / 0.5	<0.030	<0.18	<0.18	<0.18	<0.18	<0.12	<0.40	<0.40	<0.50	<0.50	<1.0	<0.13
Trichloroethene (ug/L)	5 / 0.5	0.71	J ^(0.14)	<0.14	0.52	<0.14	<0.094	0.28	J ^(0.25)	J ^(0.27)	J ^(0.22)	<0.25	J ^(0.13)
1,1-Dichloroethane (ug/L)	850 / 85	<0.10	<0.26	<0.26	<0.26	<0.26	<0.063	<0.50	<0.50	<0.40	<0.40	<1.0	<0.16
cis-1,2-Dichloroethene (ug/L)	70 / 7	<0.080	<0.12	<0.12	<0.12	<0.12	<0.039	<0.25	<0.60	<0.40	<0.40	<1.0	<0.13
Trichlorofluoromethane (ug/L)	3490 / 698	<0.080	<0.51	<0.51	J ^(0.53)	<0.51	<0.11	<0.50	<0.50	<0.70	<0.40	<1.0	<0.22
Chloroethane (ug/L)	400 / 80	<0.050	<0.24	<0.24	<0.24	<0.24	<0.11	<0.50	<0.70	<0.60	<0.40	<1.0	<0.24
Vinyl chloride (ug/L)	0.2 / 0.02	<0.070	<0.11	<0.11	<0.11	<0.11	<0.13	<0.12	<0.12	<0.15	<0.15	<0.40	<0.20
Chloromethane (ug/L)	30 / 3	B J ^(0.33)	<0.090	<0.090	<0.090	J ^(0.23)	<0.15	<0.30	<0.24	<0.30	<0.30	<4.0	<0.34
Methylene chloride (ug/L)	5 / 0.5	<0.27	<0.45	<0.45	<0.45	<0.45	<1.3	<0.50	<0.40	<1.0	<0.50	<4.0	<2.0
p/m Xylene (ug/L)	Total Xylenes	<0.30	<0.31	<0.31	<0.31	<0.31	<0.12	<0.70	<1.0	<0.90	<0.50	<2.0	<0.31
o-Xylene (ug/L)	2000 / 400	<0.22	<0.35	<0.35	<0.35	<0.35	<0.14	<0.30	<0.40	<0.60	<0.50	<1.0	<0.094
Toluene (ug/L)	800 / 160	<0.16	<0.16	<0.16	0.33	0.35	<0.075	<0.40	<0.40	<0.40	<0.20	<1.0	<0.11

J- Result is less than the LOQ but greater than the LOD.

B- Parameter was detected in the method blank.

LOD- Limit of Detection

²- May be associated with chlorination of well.

LOQ-Limit of Quantification

^D-Quantification was performed on a dilution of the sample.

ug/L- Micrograms per Liter (parts per billion).

- Indicates Detection.

*- Inorganic water quality data available.

ND- No Detect.

P/NP- Present/Not Present

NA- Not Analyzed

- Analytical data obtained from the WDNR Special Well Construction Area Data Base, Town of Hudson, Wisconsin.

TABLE 1 (cont.)

	ES / PAL	941 Sherman Rd.*												
		Feb-86	Feb-96	Jun-96	Feb-97	Dec-97	Dec-98	Jan-00	Dec-00	Mar-02	Feb-03	Mar-04	Feb-05	
Dichlorodifluoromethane (ug/L)	1000 / 200		<0.14	<0.14	<0.14	<0.14	<0.14	<0.14	<0.14	<0.14	J ^(0.26)	<0.14	<0.93	6.8
Tetrachloroethene (ug/L)	5 / 0.5	ND	<0.13	<0.13	<0.13	<0.13	<0.13	<0.13	<0.13	<0.13	<0.13	<0.13	<0.18	<0.40
trans-1,2-Dichloroethene (ug/L)	100 / 20		<0.11	<0.11	<0.11	<0.11	<0.11	<0.11	<0.11	<0.11	<0.11	<0.11	<0.11	<0.60
1,1,1-Trichloroethane (ug/L)	200 / 40	ND	<0.19	<0.19	<0.19	<0.19	<0.19	<0.19	<0.19	<0.19	<0.19	<0.19	<0.086	<0.60
1,1-Dichloroethene (ug/L)	7 / 0.7	ND	<0.10	<0.10	<0.10	<0.10	<0.10	<0.10	<0.10	<0.10	<0.10	<0.10	<0.14	<0.50
1,2-Dichloroethane (ug/L)	5 / 0.5		<0.27	<0.27	<0.27	<0.27	<0.27	<0.27	<0.27	<0.27	<0.27	<0.27	<0.053	<0.50
1,1,2-Trichloroethane (ug/L)	5 / 0.5		<0.18	<0.18	<0.18	<0.18	<0.18	<0.18	<0.18	<0.18	<0.18	<0.18	<0.12	<0.40
Trichloroethene (ug/L)	5 / 0.5	ND	<0.14	0.81	0.36	0.51	0.44	J ^(0.29)	J ^(0.25)	0.39	<0.14	<0.094	0.52	
1,1-Dichloroethane (ug/L)	850 / 85	ND	<0.26	<0.26	<0.26	<0.26	<0.26	<0.26	<0.26	<0.26	<0.26	<0.26	<0.063	<0.50
cis-1,2-Dichloroethene (ug/L)	70 / 7		<0.12	<0.12	<0.12	<0.12	<0.12	<0.12	<0.12	<0.12	<0.12	<0.12	<0.039	<0.60
Trichlorofluoromethane (ug/L)	3490 / 698	ND	<0.51	<0.51	<0.51	<0.51	<0.51	<0.51	<0.51	<0.51	<0.51	<0.51	<0.11	<0.50
Chloroethane (ug/L)	400 / 80		<0.24	<0.24	<0.24	<0.24	<0.24	<0.24	<0.24	<0.24	<0.24	<0.24	<0.11	<0.70
Vinyl chloride (ug/L)	0.2 / 0.02		<0.11	<0.11	<0.11	<0.11	<0.11	<0.11	<0.11	<0.11	<0.11	<0.11	<0.13	<0.12
Chloromethane (ug/L)	30 / 3		<0.090	<0.090	<0.090	<0.090	<0.090	<0.090	<0.090	<0.090	<0.090	<0.090	<0.15	<0.24
Methylene chloride (ug/L)	5 / 0.5		<0.45	<0.45	<0.45	<0.45	<0.45	<0.45	<0.45	<0.45	<0.45	<0.45	<1.3	<0.40
p/m Xylene (ug/L)	Total Xylenes		<0.31	<0.31	<0.31	<0.31	<0.31	<0.31	<0.31	<0.31	<0.31	<0.31	<0.12	<1.0
o-Xylene (ug/L)	2000 / 400		<0.35	<0.35	<0.35	<0.35	<0.35	<0.35	<0.35	<0.35	<0.35	<0.35	<0.14	<0.40
Toluene (ug/L)	800 / 160		<0.16	<0.16	<0.16	<0.16	<0.16	<0.16	<0.16	<0.16	<0.16	<0.16	<0.075	<0.40

	ES / PAL	941 Sherman Rd. (cont.)				
		Apr-09	Dec-09	Jul-10	Mar-11	Jun-11
Dichlorodifluoromethane (ug/L)	1000 / 200	<1.0	<1.0	<0.29	<0.29	<0.23
Tetrachloroethene (ug/L)	5 / 0.5	<1.0	<1.0	<0.15	<0.15	<0.26
trans-1,2-Dichloroethene (ug/L)	100 / 20	<1.0	<1.0	<0.11	<0.11	<0.21
1,1,1-Trichloroethane (ug/L)	200 / 40	<1.0	<1.0	<0.090	<0.090	<0.26
1,1-Dichloroethene (ug/L)	7 / 0.7	<1.0	<1.0	<0.20	<0.20	<0.47
1,2-Dichloroethane (ug/L)	5 / 0.5	<1.0	<1.0	<0.080	<0.080	<0.23
1,1,2-Trichloroethane (ug/L)	5 / 0.5	<1.0	<1.0	<0.11	<0.11	<0.38
Trichloroethene (ug/L)	5 / 0.5	<0.25	J ^(0.34)	<0.14	J ^(0.15)	J ^(0.28)
1,1-Dichloroethane (ug/L)	850 / 85	<1.0	<1.0	<0.080	<0.080	<0.23
cis-1,2-Dichloroethene (ug/L)	70 / 7	<1.0	<1.0	<0.23	<0.23	<0.37
Trichlorofluoromethane (ug/L)	3490 / 698	<1.0	<1.0	<0.14	<0.14	<0.30
Chloroethane (ug/L)	400 / 80	<1.0	<1.0	<0.32	<0.32	<0.32
Vinyl chloride (ug/L)	0.2 / 0.02	<0.40	<0.40	<0.11	<0.11	<0.17
Chloromethane (ug/L)	30 / 3	1.3	<4.0	<0.36	<0.36	J ^(1.0)
Methylene chloride (ug/L)	5 / 0.5	<4.0	<4.0	<2.0	<2.0	<2.0
p/m Xylene (ug/L)	Total Xylenes	<2.0	<2.0	<0.15	<0.15	<0.66
o-Xylene (ug/L)	2000 / 400	<1.0	<1.0	<0.10	<0.10	<0.46
Toluene (ug/L)	800 / 160	<1.0	<1.0	<0.11	<0.11	<0.39

J- Result is less than the LOQ but greater than the LOD.

B- Parameter was detected in the method blank.

LOD- Limit of Detection

²- May be associated with chlorination of well.

LOQ-Limit of Quantification

^D-Quantification was performed on a dilution of the sample.

ug/L- Micrograms per Liter (parts per billion).

- Indicates Detection.

*- Inorganic water quality data available.

ND- No Detect.

P/NP- Present/Not Present

NA- Not Analyzed

- Analytical data obtained from the WDNR Special Well Construction Area Data Base, Town of Hudson, Wisconsin.

TABLE 1 (cont.)

		942 Sherman Rd.											
ES / PAL		Sep-91	Nov-92	May-93	Dec-95	Feb-96	Jun-96	Apr-97	Dec-97	Jan-99	Jan-00	Jan-02	Feb-03
Dichlorodifluoromethane (ug/L)	1000 / 200				<0.080	<0.14	<0.14	<0.14	<0.14	<0.14	<0.14	J ^(0.26)	<0.14
Tetrachloroethene (ug/L)	5 / 0.5	ND	ND	ND	<0.050	<0.13	<0.13	<0.13	<0.13	<0.13	<0.13	<0.13	<0.13
trans-1,2-Dichloroethene (ug/L)	100 / 20				<0.040	<0.11	<0.11	<0.11	<0.11	<0.11	<0.11	<0.11	<0.11
1,1,1-Trichloroethane (ug/L)	200 / 40	ND	ND	ND	J ^(0.071)	<0.19	<0.19	<0.19	<0.19	<0.19	<0.19	<0.19	<0.19
1,1-Dichloroethene (ug/L)	7 / 0.7	ND	ND	ND	<0.050	<0.10	<0.10	<0.10	<0.10	<0.10	<0.10	<0.10	<0.10
1,2-Dichloroethane (ug/L)	5 / 0.5				<0.23	<0.27	<0.27	<0.27	<0.27	<0.27	<0.27	<0.27	<0.27
1,1,2-Trichloroethane (ug/L)	5 / 0.5				<0.030	<0.18	<0.18	<0.18	<0.18	<0.18	<0.18	<0.18	<0.18
Trichloroethene (ug/L)	5 / 0.5	ND	ND	ND	0.37	0.65	0.81	0.73	0.48	0.63	0.31	J ^(0.18)	<0.14
1,1-Dichloroethane (ug/L)	850 / 85	ND	ND	ND	<0.10	<0.26	<0.26	<0.26	<0.26	<0.26	<0.26	<0.26	<0.26
cis-1,2-Dichloroethene (ug/L)	70 / 7				<0.080	<0.12	<0.12	<0.12	<0.12	<0.12	<0.12	<0.12	<0.12
Trichlorofluoromethane (ug/L)	3490 / 698	ND	ND	ND	J ^(0.22)	<0.51	<0.51	<0.51	<0.51	<0.51	<0.51	<0.51	<0.51
Chloroethane (ug/L)	400 / 80				<0.050	<0.24	<0.24	<0.24	<0.24	<0.24	<0.24	<0.24	<0.24
Vinyl chloride (ug/L)	0.2 / 0.02				<0.070	<0.11	<0.11	<0.11	<0.11	<0.11	<0.11	<0.11	<0.11
Chloromethane (ug/L)	30 / 3				B J ^(0.15)	<0.090	<0.090	<0.090	<0.090	<0.090	<0.090	<0.090	<0.090
Methylene chloride (ug/L)	5 / 0.5				<0.27	<0.45	<0.45	<0.45	<0.45	<0.45	<0.45	<0.45	<0.45
p/m Xylene (ug/L)	Total Xylenes				<0.30	<0.31	<0.31	<0.31	<0.31	<0.31	<0.31	<0.31	<0.31
o-Xylene (ug/L)	2000 / 400				<0.22	<0.35	0.42	<0.35	<0.35	<0.35	<0.35	<0.35	<0.35
Toluene (ug/L)	800 / 160				<0.16	<0.16	<0.16	<0.16	<0.16	<0.16	<0.16	<0.16	<0.16

		942 Sherman Rd. (cont.)					
ES / PAL		Jul-04	Jun-05	Mar-07	Feb-08	Apr-09	Jun-15
Dichlorodifluoromethane (ug/L)	1000 / 200	<0.063	<0.60	<0.29	<0.40	<1.0	<0.49
Tetrachloroethene (ug/L)	5 / 0.5	<0.075	<0.40	<0.29	<0.40	<1.0	<0.19
trans-1,2-Dichloroethene (ug/L)	100 / 20	<0.059	<0.60	<0.40	<0.50	<1.0	<0.21
1,1,1-Trichloroethane (ug/L)	200 / 40	<0.065	<0.60	<0.50	<0.60	<1.0	<0.20
1,1-Dichloroethene (ug/L)	7 / 0.7	<0.061	<0.50	<0.30	<0.40	<1.0	<0.22
1,2-Dichloroethane (ug/L)	5 / 0.5	<0.054	<0.50	<0.50	<0.30	<1.0	<0.17
1,1,2-Trichloroethane (ug/L)	5 / 0.5	<0.052	<0.40	<0.50	<0.50	<1.0	<0.24
Trichloroethene (ug/L)	5 / 0.5	J ^(0.29)	<0.15	J ^(0.35)	J ^(0.36)	<0.25	J ^(0.27)
1,1-Dichloroethane (ug/L)	850 / 85	<0.057	<0.50	<0.40	<0.40	<1.0	<0.22
cis-1,2-Dichloroethene (ug/L)	70 / 7	<0.055	<0.60	<0.40	<0.40	<1.0	<0.25
Trichlorofluoromethane (ug/L)	3490 / 698	<0.060	<0.50	<0.70	<0.40	<1.0	<0.18
Chloroethane (ug/L)	400 / 80	<0.074	<0.70	<0.60	<0.40	<1.0	<0.34
Vinyl chloride (ug/L)	0.2 / 0.02	<0.065	<0.12	<0.15	<0.15	<0.40	<0.15
Chloromethane (ug/L)	30 / 3	<0.074	<0.24	J ^(0.39)	<0.90	<4.0	<0.64
Methylene chloride (ug/L)	5 / 0.5	<0.44	<0.40	<1.0	<0.50	<4.0	<0.56
p/m Xylene (ug/L)	Total Xylenes	<0.13	<1.0	<0.90	<0.50	<2.0	<0.41
o-Xylene (ug/L)	2000 / 400	<0.062	<0.40	<0.60	<0.50	<1.0	<0.19
Toluene (ug/L)	800 / 160	<0.069	<0.40	<0.40	<0.20	<1.0	<0.13

J- Result is less than the LOQ but greater than the LOD.

B- Parameter was detected in the method blank.

LOD- Limit of Detection

²- May be associated with chlorination of well.

LOQ-Limit of Quantification

^D-Quantification was performed on a dilution of the sample.

ug/L- Micrograms per Liter (parts per billion).

- Indicates Detection.

*- Inorganic water quality data available.

ND- No Detect.

P/NP- Present/Not Present

NA- Not Analyzed

- Analytical data obtained from the WDNR Special Well Construction Area Data Base, Town of Hudson, Wisconsin.

TABLE 1 (cont.)

ES / PAL		945 Sherman Rd.												
		Apr-88	Dec-95	Mar-97	Oct-97	Dec-98	Dec-99	Nov-00	Jan-01	Mar-02	Jan-03	Jul-04	May-05	
Dichlorodifluoromethane (ug/L)	1000 / 200		<0.080	<0.14	<0.14	<0.14	<0.14	<0.14	<0.14	<0.14	J ^(0.22)	<0.14	<0.063	<0.60
Tetrachloroethene (ug/L)	5 / 0.5		J ^(0.25)	<0.13	<0.13	<0.13	<0.13	<0.13	<0.13	<0.13	<0.13	J ^(0.16)	<0.075	<0.40
trans-1,2-Dichloroethene (ug/L)	100 / 20		<0.040	<0.11	<0.11	<0.11	<0.11	<0.11	<0.11	<0.11	<0.11	<0.11	<0.059	<0.60
1,1,1-Trichloroethane (ug/L)	200 / 40		5.2	0.67	<0.19	<0.19	<0.19	<0.19	J ^(0.19)	<0.19	<0.19	<0.19	<0.065	<0.60
1,1-Dichloroethene (ug/L)	7 / 0.7		<0.050	<0.10	<0.10	<0.10	<0.10	<0.10	<0.10	<0.10	<0.10	<0.10	<0.061	<0.50
1,2-Dichloroethene (ug/L)	5 / 0.5		<0.23	<0.27	<0.27	<0.27	<0.27	<0.27	<0.27	<0.27	<0.27	<0.27	<0.054	<0.50
1,1,2-Trichloroethane (ug/L)	5 / 0.5		<0.030	<0.18	<0.18	<0.18	<0.18	<0.18	<0.18	<0.18	<0.18	<0.18	<0.052	<0.40
Trichloroethene (ug/L)	5 / 0.5		3.9	1.1	0.82	0.93	0.72	0.49	0.56	0.63	0.64	0.50	J ^(0.48)	J ^(0.46)
1,1-Dichloroethane (ug/L)	850 / 85		<0.10	<0.26	<0.26	<0.26	<0.26	<0.26	<0.26	<0.26	<0.26	<0.26	<0.057	<0.50
cis-1,2-Dichloroethene (ug/L)	70 / 7		<0.080	<0.12	<0.12	<0.12	<0.12	<0.12	<0.12	<0.12	<0.12	<0.12	<0.055	<0.60
Trichlorofluoromethane (ug/L)	3490 / 698		J ^(0.37)	<0.51	<0.51	<0.51	<0.51	<0.51	<0.51	<0.51	<0.51	<0.51	<0.060	<0.50
Chloroethane (ug/L)	400 / 80		<0.050	<0.24	<0.24	<0.24	<0.24	<0.24	<0.24	<0.24	<0.24	<0.24	<0.074	<0.70
Vinyl chloride (ug/L)	0.2 / 0.02		<0.070	<0.11	<0.11	<0.11	<0.11	<0.11	<0.11	<0.11	<0.11	<0.11	<0.065	<0.12
Chloromethane (ug/L)	30 / 3		<0.050	<0.090	<0.090	<0.090	<0.090	<0.090	<0.090	<0.090	<0.090	<0.090	<0.074	<0.24
Methylene chloride (ug/L)	5 / 0.5		<0.27	<0.45	<0.45	<0.45	<0.45	<0.45	<0.45	<0.45	<0.45	<0.45	<0.44	<0.40
p/m Xylene (ug/L)	Total Xylenes		<0.30	<0.31	<0.31	<0.31	<0.31	<0.31	<0.31	<0.31	<0.31	<0.31	<0.13	<1.0
o-Xylene (ug/L)	2000 / 400		<0.22	<0.35	<0.35	<0.35	<0.35	<0.35	<0.35	<0.35	<0.35	<0.35	<0.062	<0.40
Toluene (ug/L)	800 / 160		<0.16	J ^(0.20)	<0.16	<0.16	<0.16	<0.16	<0.16	<0.16	<0.16	<0.16	<0.069	<0.40

ES / PAL		945 Sherman Rd. (cont.)		
		Jul-06	Feb-08	Sep-09
Dichlorodifluoromethane (ug/L)	1000 / 200	<0.29	<0.40	<1.0
Tetrachloroethene (ug/L)	5 / 0.5	<0.29	<0.40	<1.0
trans-1,2-Dichloroethene (ug/L)	100 / 20	<0.40	<0.50	<1.0
1,1,1-Trichloroethane (ug/L)	200 / 40	<0.50	<0.60	<1.0
1,1-Dichloroethene (ug/L)	7 / 0.7	<0.30	<0.40	<1.0
1,2-Dichloroethene (ug/L)	5 / 0.5	<0.50	<0.30	<1.0
1,1,2-Trichloroethane (ug/L)	5 / 0.5	<0.50	<0.50	<1.0
Trichloroethene (ug/L)	5 / 0.5	0.59	0.63	J ^(0.53)
1,1-Dichloroethane (ug/L)	850 / 85	<0.40	<0.40	<1.0
cis-1,2-Dichloroethene (ug/L)	70 / 7	<0.40	<0.40	<1.0
Trichlorofluoromethane (ug/L)	3490 / 698	<0.70	<0.40	<1.0
Chloroethane (ug/L)	400 / 80	<0.60	<0.40	<1.0
Vinyl chloride (ug/L)	0.2 / 0.02	<0.15	<0.15	<0.40
Chloromethane (ug/L)	30 / 3	J ^(0.44)	<0.30	<4.0
Methylene chloride (ug/L)	5 / 0.5	<1.0	<0.50	<4.0
p/m Xylene (ug/L)	Total Xylenes	<1.0	<0.50	<2.0
o-Xylene (ug/L)	2000 / 400	<0.60	<0.50	<1.0
Toluene (ug/L)	800 / 160	<0.40	<0.20	<1.0

J- Result is less than the LOQ but greater than the LOD.

B- Parameter was detected in the method blank.

LOD- Limit of Detection

²- May be associated with chlorination of well.

LOQ-Limit of Quantification

^D-Quantification was performed on a dilution of the sample.

ug/L- Micrograms per Liter (parts per billion).

- Indicates Detection.

*- Inorganic water quality data available.

ND- No Detect.

P/NP- Present/Not Present

NA- Not Analyzed

- Analytical data obtained from the WDNR Special Well Construction Area Data Base, Town of Hudson, Wisconsin.

TABLE 1 (cont.)

ES / PAL		947 Sherman Rd.											
		Jan-95	Apr-97	Oct-97	Nov-98	Dec-99	Nov-00	Mar-02	Jan-03	Apr-04	Apr-05	Feb-06	Mar-07
Dichlorodifluoromethane (ug/L)	1000 / 200		<0.14	<0.14	<0.14	<0.14	<0.14	J ^(0.20)	<0.14	<0.063	<0.60	<0.60	<0.40
Tetrachloroethene (ug/L)	5 / 0.5	ND	<0.13	<0.13	<0.13	<0.13	<0.13	<0.13	<0.13	<0.075	<0.40	<0.40	<0.40
trans-1,2-Dichloroethene (ug/L)	100 / 20		<0.11	<0.11	<0.11	<0.11	<0.11	<0.11	<0.11	<0.059	<0.60	<0.60	<0.50
1,1,1-Trichloroethane (ug/L)	200 / 40	ND	0.87	0.65	0.38	0.33	0.43	J ^(0.25)	<0.19	J ^(0.18)	<0.60	<0.60	<0.60
1,1-Dichloroethene (ug/L)	7 / 0.7	ND	J ^(0.15)	<0.10	<0.10	<0.10	<0.10	<0.10	<0.10	<0.061	<0.50	<0.50	<0.40
1,2-Dichloroethane (ug/L)	5 / 0.5		<0.27	<0.27	<0.27	<0.27	<0.27	<0.27	<0.27	<0.054	<0.50	<0.50	<0.30
1,1,2-Trichloroethane (ug/L)	5 / 0.5		<0.18	<0.18	<0.18	<0.18	<0.18	<0.18	<0.18	<0.052	<0.40	<0.40	<0.50
Trichloroethene (ug/L)	5 / 0.5	6.0	2.7	2.5	1.9	1.7	1.3	1.7	J ^(0.27)	1.1	0.96	1.1	1.2
1,1-Dichloroethane (ug/L)	850 / 85	ND	<0.26	<0.26	<0.26	<0.26	<0.26	<0.26	<0.26	<0.057	<0.50	<0.50	<0.40
cis-1,2-Dichloroethene (ug/L)	70 / 7		J ^(0.20)	<0.12	<0.12	<0.12	<0.12	<0.12	<0.12	<0.055	<0.60	<0.60	<0.40
Trichlorofluoromethane (ug/L)	3490 / 698	ND	<0.51	<0.51	<0.51	<0.51	<0.51	<0.51	<0.51	<0.060	<0.50	<0.50	<0.40
Chloroethane (ug/L)	400 / 80		<0.24	<0.24	<0.24	<0.24	<0.24	<0.24	<0.24	<0.074	<0.70	<0.70	<0.40
Vinyl chloride (ug/L)	0.2 / 0.02		<0.11	<0.11	<0.11	<0.11	<0.11	<0.11	<0.11	<0.065	<0.12	<0.12	<0.15
Chloromethane (ug/L)	30 / 3		<0.090	<0.090	<0.090	<0.090	<0.090	<0.090	<0.090	<0.074	<0.24	<0.24	J ^(0.56)
Methylene chloride (ug/L)	5 / 0.5		<0.45	<0.45	B J ^(0.57)	<0.45	<0.45	<0.45	<0.45	<0.44	1.5	<0.40	<0.50
p/m Xylene (ug/L)	Total Xylenes		<0.31	<0.31	<0.31	<0.31	<0.31	<0.31	<0.31	<0.13	<1.0	<1.0	<0.50
o-Xylene (ug/L)	2000 / 400		<0.35	<0.35	<0.35	<0.35	<0.35	<0.35	<0.35	<0.062	<0.40	<0.40	<0.50
Toluene (ug/L)	800 / 160		<0.16	<0.16	<0.16	<0.16	<0.16	<0.16	<0.16	<0.069	<0.40	<0.40	<0.20

ES / PAL		947 Sherman Rd. (cont)				
		Mar-07	May-08	Jul-10	Jun-13	Jul-18
Dichlorodifluoromethane (ug/L)	1000 / 200	<0.40	<0.40	<0.30	<0.40	<0.23
Tetrachloroethene (ug/L)	5 / 0.5	<0.40	<0.40	<0.15	<0.29	<0.17
trans-1,2-Dichloroethene (ug/L)	100 / 20	<0.50	<0.50	<0.11	<0.24	<0.12
1,1,1-Trichloroethane (ug/L)	200 / 40	<0.60	J ^(0.65)	<0.090	<0.50	<0.14
1,1-Dichloroethene (ug/L)	7 / 0.7	<0.40	<0.40	<0.20	<0.24	<0.16
1,2-Dichloroethane (ug/L)	5 / 0.5	<0.30	<0.30	<0.080	<0.22	<0.22
1,1,2-Trichloroethane (ug/L)	5 / 0.5	<0.50	<0.50	<0.11	<0.16	<0.18
Trichloroethene (ug/L)	5 / 0.5	1.2	1.3	1.5	0.78	0.63
1,1-Dichloroethane (ug/L)	850 / 85	<0.40	<0.40	<0.080	<0.50	<0.17
cis-1,2-Dichloroethene (ug/L)	70 / 7	<0.40	<0.40	<0.23	<0.23	<0.15
Trichlorofluoromethane (ug/L)	3490 / 698	<0.40	<0.40	<0.14	<0.13	<0.23
Chloroethane (ug/L)	400 / 80	<0.40	<0.40	<0.32	<0.50	<0.49
Vinyl chloride (ug/L)	0.2 / 0.02	<0.15	<0.15	<0.11	<0.14	<0.092
Chloromethane (ug/L)	30 / 3	J ^(0.56)	<0.30	<0.36	<2.0	<0.16
Methylene chloride (ug/L)	5 / 0.5	<0.50	<0.50	<2.0	<2.0	<0.98
p/m Xylene (ug/L)	Total Xylenes	<0.50	<0.50	<0.15	<0.48	<0.31
o-Xylene (ug/L)	2000 / 400	<0.50	<0.50	<0.10	<0.24	<0.16
Toluene (ug/L)	800 / 160	<0.20	<0.20	<0.11	<0.23	<0.083

J- Result is less than the LOQ but greater than the LOD.

B- Parameter was detected in the method blank.

LOD- Limit of Detection

²- May be associated with chlorination of well.

LOQ-Limit of Quantification

^D-Quantification was performed on a dilution of the sample.

ug/L- Micrograms per Liter (parts per billion).

- Indicates Detection.

*- Inorganic water quality data available.

ND- No Detect.

P/NP- Present/Not Present

NA- Not Analyzed

- Analytical data obtained from the WDNR Special Well Construction Area Data Base, Town of Hudson, Wisconsin.

TABLE 1 (cont.)

	ES / PAL	959 Sherman Rd.											
		Mar-86	Dec-95	Apr-97	Dec-97	Dec-98	Jan-00	Feb-01	Mar-02	Feb-03	May-04	May-05	May-06
Dichlorodifluoromethane (ug/L)	1000 / 200		J ^(0.49)	<0.14	J ^(1.2)	<0.14	J ^(0.21)	<0.14	J ^(0.24)	<0.14	<0.063	<0.60	<0.60
Tetrachloroethene (ug/L)	5 / 0.5	2.6	0.40	J ^(0.21)	<0.13	<0.13	<0.13	J ^(0.16)	<0.13	<0.13	J ^(0.20)	<0.40	<0.40
trans-1,2-Dichloroethene (ug/L)	100 / 20		<0.040	<0.11	<0.11	<0.11	<0.11	<0.11	<0.11	<0.11	<0.059	<0.60	<0.60
1,1,1-Trichloroethane (ug/L)	200 / 40	53	6.6	3.9	3.2	2.8	2.6	1.2	1.3	1.1	0.94	J ^(0.83)	J ^(0.74)
1,1-Dichloroethene (ug/L)	7 / 0.7	3.8	0.58	0.47	0.64	<0.10	0.21	0.52	0.21	<0.10	<0.061	<0.50	<0.50
1,2-Dichloroethane (ug/L)	5 / 0.5		<0.23	<0.27	<0.27	<0.27	<0.27	<0.27	<0.27	<0.27	<0.054	<0.50	<0.50
1,1,2-Trichloroethane (ug/L)	5 / 0.5		<0.030	<0.18	<0.18	<0.18	<0.18	<0.18	<0.18	<0.18	<0.052	<0.40	<0.40
Trichloroethene (ug/L)	5 / 0.5	35	8.9	6.1	5.6	6.1	5.6	3.7	3.9	3.0	2.7	2.2	2.2
1,1-Dichloroethane (ug/L)	850 / 85		<0.10	J ^(0.26)	0.84	<0.27	<0.26	0.59	0.27	<0.27	<0.057	<0.50	<0.50
cis-1,2-Dichloroethene (ug/L)	70 / 7		<0.080	<0.12	<0.12	<0.12	<0.12	0.31	<0.12	<0.12	<0.055	<0.60	<0.60
Trichlorofluoromethane (ug/L)	3490 / 698		J ^(0.51)	J ^(0.51)	J ^(0.53)	<0.51	J ^(0.67)	<0.51	<0.51	<0.51	J ^(0.15)	<0.50	<0.50
Chloroethane (ug/L)	400 / 80		<0.050	<0.24	J ^(0.60)	<0.24	<0.24	<0.24	<0.24	<0.24	<0.074	<0.70	<0.70
Vinyl chloride (ug/L)	0.2 / 0.02		<0.070	<0.11	<0.11	<0.11	<0.11	<0.11	<0.11	<0.11	<0.065	<0.12	<0.12
Chloromethane (ug/L)	30 / 3		B J ^(0.33)	<0.090	<0.090	<0.090	<0.090	<0.090	<0.090	<0.090	<0.074	<0.24	<0.24
Methylene chloride (ug/L)	5 / 0.5		<0.27	<0.45	B J ^(0.46)	<0.45	<0.45	<0.45	<0.45	<0.45	<0.44	<0.40	<0.40
p/m Xylene (ug/L)	Total Xylenes		<0.30	<0.31	<0.31	<0.31	<0.31	<0.31	<0.31	<0.31	<0.13	<1.0	<1.0
o-Xylene (ug/L)	2000 / 400		<0.22	<0.35	<0.35	<0.35	<0.35	<0.35	<0.35	<0.35	<0.062	<0.40	<0.40
Toluene (ug/L)	800 / 160		<0.16	<0.16	<0.16	<0.16	<0.16	<0.16	<0.16	<0.16	<0.069	<0.40	<0.40

	ES / PAL	959 Sherman Rd. (cont.)				
		Jun-07	Mar-08	Sep-09	Dec-12	Feb-18
Dichlorodifluoromethane (ug/L)	1000 / 200	<0.40	<0.40	<1.0	<0.20	<0.31
Tetrachloroethene (ug/L)	5 / 0.5	<0.40	<0.40	<1.0	<0.13	<0.16
trans-1,2-Dichloroethene (ug/L)	100 / 20	<0.50	<0.50	<1.0	<0.15	<0.21
1,1,1-Trichloroethane (ug/L)	200 / 40	J ^(0.69)	J ^(0.81)	<1.0	J ^(0.15)	J ^(0.16)
1,1-Dichloroethene (ug/L)	7 / 0.7	<0.40	<0.40	<1.0	<0.19	<0.18
1,2-Dichloroethane (ug/L)	5 / 0.5	<0.30	<0.30	<1.0	<0.37	<0.32
1,1,2-Trichloroethane (ug/L)	5 / 0.5	<0.50	<0.50	<1.0	<0.15	<0.22
Trichloroethene (ug/L)	5 / 0.5	2.4	2.2	2.3	1.7	0.89
1,1-Dichloroethane (ug/L)	850 / 85	<0.40	<0.40	<1.0	<0.11	<0.14
cis-1,2-Dichloroethene (ug/L)	70 / 7	<0.40	<0.40	<1.0	<0.085	<0.20
Trichlorofluoromethane (ug/L)	3490 / 698	<0.40	<0.40	<1.0	<0.13	<0.13
Chloroethane (ug/L)	400 / 80	<0.40	<0.40	<1.0	<0.22	<0.44
Vinyl chloride (ug/L)	0.2 / 0.02	<0.15	<0.15	<0.40	<0.16	<0.096
Chloromethane (ug/L)	30 / 3	<0.30	<0.30	<4.0	<0.41	<1.1
Methylene chloride (ug/L)	5 / 0.5	<0.50	<0.50	<4.0	<2.0	<1.2
p/m Xylene (ug/L)	Total Xylenes	<0.50	<0.50	<2.0	<0.22	<0.24
o-Xylene (ug/L)	2000 / 400	<0.50	<0.50	<1.0	<0.10	<0.17
Toluene (ug/L)	800 / 160	<0.20	<0.20	<1.0	<0.077	<0.17

J- Result is less than the LOQ but greater than the LOD.

B- Parameter was detected in the method blank.

LOD- Limit of Detection

²- May be associated with chlorination of well.

LOQ-Limit of Quantification

^D-Quantification was performed on a dilution of the sample.

ug/L- Micrograms per Liter (parts per billion).

- Indicates Detection.

*- Inorganic water quality data available.

ND- No Detect.

P/NP- Present/Not Present

NA- Not Analyzed

- Analytical data obtained from the WDNR Special Well Construction Area Data Base, Town of Hudson, Wisconsin.

TABLE 1 (cont.)

	ES / PAL	962 Sherman Rd.											
		Mar-86	Mar-97	Oct-97	Aug-98	Dec-98	Dec-99	Oct-00	Jan-02	Jan-03	Feb-04	Feb-05	Mar-06
Dichlorodifluoromethane (ug/L)	1000 / 200		<0.14	J ^(0.25)	<0.14	<0.14	J ^(0.23)	J ^(0.24)	J ^(0.34)	J ^(0.32)	<0.14	<0.40	<0.60
Tetrachloroethene (ug/L)	5 / 0.5	3.0	J ^(0.13)	J ^(0.24)	<0.13	<0.13	J ^(0.17)	J ^(0.18)	<0.13	J ^(0.30)	J ^(0.14)	<0.40	<0.40
trans-1,2-Dichloroethene (ug/L)	100 / 20		<0.11	<0.11	<0.11	<0.11	<0.11	<0.11	<0.11	<0.11	<0.11	<0.50	<0.60
1,1,1-Trichloroethane (ug/L)	200 / 40	62	5.2	4.8	3.8	4.1	3.0	1.8	1.2	1.5	1.2	J ^(1.2)	J ^(0.88)
1,1-Dichloroethene (ug/L)	7 / 0.7	4.1	0.52	0.67	<0.10	<0.10	0.26	J ^(0.19)	J ^(0.12)	0.27	0.25	<0.30	<0.50
1,2-Dichloroethane (ug/L)	5 / 0.5		<0.27	<0.27	<0.27	<0.27	<0.27	<0.27	<0.27	<0.27	<0.27	<0.40	<0.50
1,1,2-Trichloroethane (ug/L)	5 / 0.5		<0.18	<0.18	<0.18	<0.18	<0.18	<0.18	<0.18	<0.18	<0.18	<0.40	<0.40
Trichloroethene (ug/L)	5 / 0.5	44	7.5	7.9	6.6	7.8	5.3	4.1	3.0	3.1	3.1	3.1	2.7
1,1-Dichloroethane (ug/L)	850 / 85		<0.26	0.64	<0.27	<0.27	0.26	<0.26	<0.26	<0.26	<0.26	<0.50	<0.50
cis-1,2-Dichloroethene (ug/L)	70 / 7		<0.12	<0.12	<0.12	<0.12	<0.12	<0.12	<0.12	0.32	<0.12	<0.25	<0.60
Trichlorofluoromethane (ug/L)	3490 / 698		<0.51	<0.51	<0.51	<0.51	<0.51	<0.51	<0.51	<0.51	<0.51	<0.50	<0.50
Chloroethane (ug/L)	400 / 80		<0.24	<0.24	<0.24	<0.24	J ^(0.46)	<0.24	<0.24	<0.24	<0.24	<0.50	<0.70
Vinyl chloride (ug/L)	0.2 / 0.02		<0.11	<0.11	<0.11	<0.11	<0.11	<0.11	<0.11	<0.11	<0.11	<0.12	<0.12
Chloromethane (ug/L)	30 / 3		<0.090	<0.090	<0.090	<0.090	<0.090	<0.090	<0.090	<0.090	<0.090	<0.30	<0.24
Methylene chloride (ug/L)	5 / 0.5		<0.45	<0.45	<0.45	<0.45	<0.45	<0.45	<0.45	<0.45	<0.45	<0.50	<0.40
p/m Xylene (ug/L)	Total Xylenes		<0.31	<0.31	<0.31	<0.31	<0.31	<0.31	<0.31	<0.31	<0.31	<0.70	<1.0
o-Xylene (ug/L)	2000 / 400		<0.35	<0.35	<0.35	<0.35	<0.35	<0.35	<0.35	<0.35	<0.35	<0.30	<0.40
Toluene (ug/L)	800 / 160		<0.16	<0.16	<0.16	<0.16	<0.16	<0.16	<0.16	<0.16	<0.16	<0.40	<0.40

	ES / PAL	962 Sherman Rd. (cont.)			
		Jun-07	Feb-08	Dec-09	Nov-17
Dichlorodifluoromethane (ug/L)	1000 / 200	<0.40	<0.40	<1.0	<0.22
Tetrachloroethene (ug/L)	5 / 0.5	<0.40	<0.40	<1.0	<0.50
trans-1,2-Dichloroethene (ug/L)	100 / 20	<0.50	<0.50	<1.0	<0.26
1,1,1-Trichloroethane (ug/L)	200 / 40	<0.60	0.72	<1.0	<0.50
1,1-Dichloroethene (ug/L)	7 / 0.7	<0.40	<0.40	<1.0	<0.41
1,2-Dichloroethane (ug/L)	5 / 0.5	<0.30	<0.30	<1.0	<0.17
1,1,2-Trichloroethane (ug/L)	5 / 0.5	<0.50	<0.50	<1.0	<0.20
Trichloroethene (ug/L)	5 / 0.5	2.4	2.2	2.2	0.96
1,1-Dichloroethane (ug/L)	850 / 85	<0.40	<0.40	<1.0	<0.24
cis-1,2-Dichloroethene (ug/L)	70 / 7	<0.40	<0.40	<1.0	<0.26
Trichlorofluoromethane (ug/L)	3490 / 698	<0.40	<0.40	<1.0	<0.18
Chloroethane (ug/L)	400 / 80	<0.40	<0.40	<1.0	<0.37
Vinyl chloride (ug/L)	0.2 / 0.02	<0.15	<0.15	<0.40	<0.18
Chloromethane (ug/L)	30 / 3	J ^(0.65)	<0.30	<4.0	<0.50
Methylene chloride (ug/L)	5 / 0.5	<0.50	<0.50	<4.0	<0.23
p/m Xylene (ug/L)	Total Xylenes	<0.50	<0.50	<2.0	<1.0
o-Xylene (ug/L)	2000 / 400	<0.50	<0.50	<1.0	<0.50
Toluene (ug/L)	800 / 160	<0.20	<0.20	<1.0	<0.50

J- Result is less than the LOQ but greater than the LOD.

B- Parameter was detected in the method blank.

LOD- Limit of Detection

²- May be associated with chlorination of well.

LOQ-Limit of Quantification

^D-Quantification was performed on a dilution of the sample.

ug/L- Micrograms per Liter (parts per billion).

- Indicates Detection.

*- Inorganic water quality data available.

ND- No Detect.

P/NP- Present/Not Present

NA- Not Analyzed

- Analytical data obtained from the WDNR Special Well Construction Area Data Base, Town of Hudson, Wisconsin.

TABLE 1 (cont.)

		965 Sherman Rd.										
ES / PAL		Feb-86	Dec-95	Mar-98	Dec-98	Dec-99	Nov-00	Apr-02	Apr-03	Jul-04	Dec-05	Sep-18
Dichlorodifluoromethane (ug/L)	1000 / 200		<0.080	J ^(0.40)	<0.14	J ^(0.27)	J ^(0.38)	J ^(0.41)	J ^(0.24)	<0.063	<0.60	<0.23
Tetrachloroethene (ug/L)	5 / 0.5	3.0	J ^(0.38)	J ^(0.29)	<0.13	J ^(0.19)	J ^(0.18)	<0.13	<0.13	J ^(0.31)	<0.40	J ^(0.28)
trans-1,2-Dichloroethene (ug/L)	100 / 20		<0.040	<0.11	<0.11	<0.11	<0.11	<0.11	<0.11	<0.059	<0.60	<0.12
1,1,1-Trichloroethane (ug/L)	200 / 40	28	2.1	1.4	0.66	0.65	0.53	0.40	0.31	J ^(0.31)	<0.60	0.72
1,1-Dichloroethene (ug/L)	7 / 0.7	2.0	0.64	<0.10	<0.10	<0.10	<0.10	<0.10	<0.10	<0.061	<0.50	<0.16
1,2-Dichloroethane (ug/L)	5 / 0.5		<0.23	<0.27	<0.27	<0.27	<0.27	<0.27	<0.27	<0.054	<0.50	<0.22
1,1,2-Trichloroethane (ug/L)	5 / 0.5		<0.030	<0.18	<0.18	<0.18	<0.18	<0.18	<0.18	<0.052	<0.40	<0.18
Trichloroethene (ug/L)	5 / 0.5	22	3.4	3.4	2.9	2.3	1.8	2.6	1.9	2.0	1.9	1.2
1,1-Dichloroethane (ug/L)	850 / 85		0.94	<0.26	<0.26	<0.26	<0.26	<0.26	<0.26	<0.057	<0.50	<0.17
cis-1,2-Dichloroethene (ug/L)	70 / 7		<0.080	<0.12	<0.12	<0.12	<0.12	<0.12	<0.12	<0.055	<0.60	<0.15
Trichlorofluoromethane (ug/L)	3490 / 698		1.2	<0.51	<0.51	J ^(0.73)	J ^(0.85)	J ^(0.84)	<0.51	J ^(0.44)	J ^(0.80)	<0.23
Chloroethane (ug/L)	400 / 80		1.2	<0.24	<0.24	J ^(0.74)	<0.24	<0.24	<0.24	<0.074	<0.70	<0.49
Vinyl chloride (ug/L)	0.2 / 0.02		<0.070	<0.11	<0.11	<0.11	<0.11	<0.11	<0.11	<0.065	<0.12	<0.092
Chloromethane (ug/L)	30 / 3		B J ^(0.32)	J ^(0.33)	<0.090	<0.090	<0.090	<0.090	<0.090	<0.074	<0.24	<0.16
Methylene chloride (ug/L)	5 / 0.5		<0.27	<0.45	<0.45	<0.45	<0.45	<0.45	<0.45	<0.44	<0.40	<0.98
p/m Xylene (ug/L)	Total Xylenes		<0.30	<0.31	<0.31	<0.31	<0.31	<0.31	<0.31	<0.13	<1.0	<0.31
o-Xylene (ug/L)	2000 / 400		<0.22	<0.35	<0.35	<0.35	<0.35	<0.35	<0.35	<0.062	<0.40	<0.16
Toluene (ug/L)	800 / 160		<0.16	<0.16	<0.16	<0.16	<0.16	<0.16	<0.16	<0.069	<0.40	<0.083
Isopropyl benzene	No Standard		<0.22	<0.22	<0.22	J ^(0.22)	<0.22	<0.22	<0.22	<0.064	<0.40	<0.18

		967 Sherman Rd.											
ES / PAL		Mar-86	Mar-97	Oct-97	Dec-98	Dec-99	Nov-00	Feb-02	Jan-03	Apr-04	Feb-05	Mar-06	Mar-07
Dichlorodifluoromethane (ug/L)	1000 / 200		<0.14	<0.14	<0.14	J ^(0.15)	J ^(0.59)	J ^(0.46)	<0.14	<0.40	<0.40	<0.60	<0.29
Tetrachloroethene (ug/L)	5 / 0.5	ND	<0.13	<0.13	<0.13	<0.13	<0.13	<0.13	<0.13	<0.40	<0.40	<0.40	<0.29
trans-1,2-Dichloroethene (ug/L)	100 / 20		<0.11	<0.11	<0.11	<0.11	<0.11	<0.11	<0.11	<0.50	<0.50	<0.60	<0.40
1,1,1-Trichloroethane (ug/L)	200 / 40	ND	<0.19	<0.19	<0.19	<0.19	J ^(0.23)	<0.19	<0.19	<0.50	<0.50	<0.60	<0.50
1,1-Dichloroethene (ug/L)	7 / 0.7	ND	<0.10	<0.10	<0.10	<0.10	J ^(0.13)	<0.10	<0.10	<0.30	<0.30	<0.50	<0.30
1,2-Dichloroethane (ug/L)	5 / 0.5		<0.27	<0.27	<0.27	<0.27	<0.27	<0.27	<0.27	<0.40	<0.40	<0.50	<0.50
1,1,2-Trichloroethane (ug/L)	5 / 0.5		<0.18	<0.18	<0.18	<0.18	<0.18	<0.18	<0.18	<0.40	<0.40	<0.40	<0.50
Trichloroethene (ug/L)	5 / 0.5	ND	0.58	0.72	0.89	0.79	0.72	1.2	0.32	1.2	1.4	1.2	1.2
1,1-Dichloroethane (ug/L)	850 / 85	ND	<0.26	<0.26	<0.26	<0.26	<0.26	<0.26	<0.26	<0.50	<0.50	<0.50	<0.40
cis-1,2-Dichloroethene (ug/L)	70 / 7		<0.12	<0.12	<0.12	<0.12	<0.12	<0.12	<0.12	<0.25	<0.25	<0.60	<0.40
Trichlorofluoromethane (ug/L)	3490 / 698	ND	<0.51	<0.51	<0.51	<0.51	<0.51	J ^(0.77)	<0.51	<0.50	J ^(0.51)	J ^(0.55)	<0.70
Chloroethane (ug/L)	400 / 80		J ^(0.30)	<0.24	<0.24	J ^(0.62)	<0.24	J ^(0.31)	<0.24	<0.50	<0.50	<0.70	<0.60
Vinyl chloride (ug/L)	0.2 / 0.02		<0.11	<0.11	<0.11	<0.11	<0.11	<0.11	<0.11	<0.12	<0.12	<0.12	<0.15
Chloromethane (ug/L)	30 / 3		<0.090	<0.090	<0.090	<0.090	<0.090	<0.090	<0.090	<0.30	<0.30	<0.24	<0.30
Methylene chloride (ug/L)	5 / 0.5		<0.45	<0.45	<0.45	<0.45	<0.45	<0.45	<0.45	<0.50	<0.50	<0.40	<1.0
p/m Xylene (ug/L)	Total Xylenes		<0.31	<0.31	<0.31	<0.31	<0.31	<0.31	<0.31	<0.70	<0.70	<1.0	<0.90
o-Xylene (ug/L)	2000 / 400		<0.35	<0.35	<0.35	<0.35	<0.35	<0.35	<0.35	<0.30	<0.30	<0.40	<0.60
Toluene (ug/L)	800 / 160		<0.16	<0.16	<0.16	<0.16	<0.16	<0.16	<0.16	<0.40	<0.40	<0.40	<0.40

J- Result is less than the LOQ but greater than the LOD.

B- Parameter was detected in the method blank.

LOD- Limit of Detection

²- May be associated with chlorination of well.

LOQ-Limit of Quantification

^D-Quantification was performed on a dilution of the sample.

ug/L- Micrograms per Liter (parts per billion).

- Indicates Detection.

*- Inorganic water quality data available.

ND- No Detect.

P/NP- Present/Not Present

NA- Not Analyzed

- Analytical data obtained from the WDNR Special Well Construction Area Data Base, Town of Hudson, Wisconsin.

TABLE 1 (cont.)

		967 Sherman Rd. (cont.)						
ES / PAL		Feb-08	Jun-09	Jun-10	Nov-12	Aug-13	Mar-16	Jan-18
Dichlorodifluoromethane (ug/L)	1000 / 200	<0.40	<1.0	<0.29	<0.20	<0.40	<0.49	<0.31
Tetrachloroethene (ug/L)	5 / 0.5	<0.40	<1.0	J ^(0.16)	<0.13	J ^(0.40)	<0.19	<0.16
trans-1,2-Dichloroethene (ug/L)	100 / 20	<0.50	<1.0	<0.11	<0.15	<0.24	<0.21	<0.21
1,1,1-Trichloroethane (ug/L)	200 / 40	<0.60	<1.0	<0.090	<0.19	<0.50	<0.20	<0.15
1,1-Dichloroethene (ug/L)	7 / 0.7	<0.40	<1.0	<0.20	<0.19	<0.24	<0.22	<0.18
1,2-Dichloroethane (ug/L)	5 / 0.5	<0.30	<1.0	<0.080	<0.37	<0.22	<0.17	<0.32
1,1,2-Trichloroethane (ug/L)	5 / 0.5	<0.50	<1.0	<0.11	<0.15	<0.16	<0.24	<0.22
Trichloroethene (ug/L)	5 / 0.5	1.0	1.0	1.1	J ^(0.97)	0.93	1.1	1.0
1,1-Dichloroethane (ug/L)	850 / 85	<0.40	<1.0	<0.080	<0.11	<0.50	<0.22	<0.14
cis-1,2-Dichloroethene (ug/L)	70 / 7	<0.40	<1.0	<0.23	<0.085	<0.23	<0.25	<0.20
Trichlorofluoromethane (ug/L)	3490 / 698	<0.40	<1.0	J ^(0.34)	<0.13	<0.13	J ^(0.23)	<0.13
Chloroethane (ug/L)	400 / 80	<0.40	<1.0	<0.32	<0.22	<0.50	<0.34	<0.44
Vinyl chloride (ug/L)	0.2 / 0.02	<0.15	<0.40	<0.11	<0.16	<0.14	<0.15	<0.096
Chloromethane (ug/L)	30 / 3	<0.30	<4.0	<0.36	<0.41	<2.0	J ^(1.0)	<1.1
Methylene chloride (ug/L)	5 / 0.5	<0.50	<4.0	<2.0	<2.0	<2.0	<0.56	<1.2
p/m Xylene (ug/L)	Total Xylenes	<0.50	<2.0	<0.15	<0.22	<0.48	<0.41	<0.24
o-Xylene (ug/L)	2000 / 400	<0.50	<1.0	<0.10	<0.10	<0.24	<0.19	<0.17
Toluene (ug/L)	800 / 160	<0.20	<1.0	<0.11	<0.077	<0.23	<0.13	<0.17

		978 Sherman Ln.										
ES / PAL		Mar-92	Oct-97	Nov-98	Dec-99	Nov-00	Mar-02	Jan-03	Mar-04	Mar-05	Mar-06	May-08
Dichlorodifluoromethane (ug/L)	1000 / 200		<0.14	<0.14	<0.14	J ^(0.22)	<0.14	<0.14	<0.93	J ^(2.0)	<0.60	<0.40
Tetrachloroethene (ug/L)	5 / 0.5	ND	<0.13	<0.13	<0.13	<0.13	<0.13	J ^(0.14)	<0.18	<0.40	<0.40	<0.40
trans-1,2-Dichloroethene (ug/L)	100 / 20		<0.11	<0.11	<0.11	<0.11	<0.11	<0.11	<0.11	<0.60	<0.60	<0.50
1,1,1-Trichloroethane (ug/L)	200 / 40	ND	<0.19	<0.19	<0.19	<0.19	<0.19	<0.19	<0.086	<0.60	<0.60	<0.60
1,1-Dichloroethene (ug/L)	7 / 0.7	ND	<0.10	<0.10	<0.10	<0.10	<0.10	<0.10	<0.14	<0.50	<0.50	<0.40
1,2-Dichloroethane (ug/L)	5 / 0.5		<0.27	<0.27	<0.27	<0.27	<0.27	<0.27	<0.053	<0.50	<0.50	<0.30
1,1,2-Trichloroethane (ug/L)	5 / 0.5		<0.18	<0.18	<0.18	<0.18	<0.18	<0.18	<0.12	<0.40	<0.40	<0.50
Trichloroethene (ug/L)	5 / 0.5	ND	0.49	J ^(0.22)	0.37	0.32	<0.14	0.45	J ^(0.65)	0.77	0.64	0.68
1,1-Dichloroethane (ug/L)	850 / 85	ND	<0.26	<0.26	<0.26	<0.26	<0.26	<0.26	<0.063	<0.50	<0.50	<0.40
cis-1,2-Dichloroethene (ug/L)	70 / 7		<0.12	<0.12	<0.12	<0.12	<0.12	<0.12	<0.039	<0.60	<0.60	<0.40
Trichlorofluoromethane (ug/L)	3490 / 698	ND	<0.51	<0.51	<0.51	<0.51	<0.51	<0.51	<0.11	<0.50	<0.50	<0.40
Chloroethane (ug/L)	400 / 80		<0.24	<0.24	J ^(0.36)	<0.24	<0.24	<0.24	<0.11	<0.70	<0.70	<0.40
Vinyl chloride (ug/L)	0.2 / 0.02		<0.11	<0.11	<0.11	<0.11	<0.11	<0.11	<0.13	<0.12	<0.12	<0.15
Chloromethane (ug/L)	30 / 3		<0.090	<0.090	<0.090	<0.090	<0.090	<0.090	<0.15	<0.24	<0.24	<0.30
Methylene chloride (ug/L)	5 / 0.5		<0.45	B J ^(3.0)	<0.45	<0.45	<0.45	<0.45	<1.3	<0.40	<0.40	<0.50
p/m Xylene (ug/L)	Total Xylenes		<0.31	<0.31	<0.31	<0.31	<0.31	<0.31	<0.12	<1.0	<1.0	<0.50
o-Xylene (ug/L)	2000 / 400		<0.35	<0.35	<0.35	<0.35	<0.35	<0.35	<0.14	<0.40	<0.40	<0.50
Toluene (ug/L)	800 / 160		<0.16	<0.16	<0.16	<0.16	<0.16	<0.16	<0.075	<0.40	<0.40	<0.20
1,4-Dichlorobenzene (ug/L)	75 / 15		<0.11	<0.11	<0.11	<0.11	0.23	<0.11	<0.068	<0.50	<0.50	<0.50

J- Result is less than the LOQ but greater than the LOD.

B- Parameter was detected in the method blank.

LOD- Limit of Detection

²- May be associated with chlorination of well.

LOQ-Limit of Quantification

^D-Quantification was performed on a dilution of the sample.

ug/L- Micrograms per Liter (parts per billion).

- Indicates Detection.

*- Inorganic water quality data available.

ND- No Detect.

P/NP- Present/Not Present

NA- Not Analyzed

- Analytical data obtained from the WDNR Special Well Construction Area Data Base, Town of Hudson, Wisconsin.

TABLE 1 (cont.)

ES / PAL	978 Sherman Ln. (cont.)		
	Aug-09	Mar-11	
Dichlorodifluoromethane (ug/L)	1000 / 200	<1.0	<0.30
Tetrachloroethene (ug/L)	5 / 0.5	<1.0	<0.15
trans-1,2-Dichloroethene (ug/L)	100 / 20	<1.0	<0.11
1,1,1-Trichloroethane (ug/L)	200 / 40	<1.0	<0.090
1,1-Dichloroethene (ug/L)	7 / 0.7	<1.0	<0.20
1,2-Dichloroethane (ug/L)	5 / 0.5	<1.0	<0.080
1,1,2-Trichloroethane (ug/L)	5 / 0.5	<1.0	<0.11
Trichloroethene (ug/L)	5 / 0.5	J ^(0.70)	J ^(0.56)
1,1-Dichloroethane (ug/L)	850 / 85	<1.0	<0.080
cis-1,2-Dichloroethene (ug/L)	70 / 7	<1.0	<0.23
Trichlorofluoromethane (ug/L)	3490 / 698	<1.0	<0.14
Chloroethane (ug/L)	400 / 80	<1.0	<0.32
Vinyl chloride (ug/L)	0.2 / 0.02	<0.40	<0.11
Chloromethane (ug/L)	30 / 3	<4.0	<0.36
Methylene chloride (ug/L)	5 / 0.5	<4.0	<2.0
p/m Xylene (ug/L)	Total Xylenes	<2.0	<0.15
o-Xylene (ug/L)	2000 / 400	<1.0	<0.10
Toluene (ug/L)	800 / 160	<1.0	<0.11
1,4-Dichlorobenzene (ug/L)	75 / 15	<1.0	<0.11

ES / PAL	981 Sherman Ln.												
	Dec-95	Mar-00	Sep-00	Mar-02	Feb-03	Mar-03	Feb-04	Feb-05	Mar-06	Jun-07	Mar-08	Apr-09	
Dichlorodifluoromethane (ug/L)	1000 / 200	<0.080	<0.14	<0.14	<0.14	<0.14	<0.14	<0.14	<0.40	<0.60	<0.40	<0.40	<1.0
Tetrachloroethene (ug/L)	5 / 0.5	<0.050	<0.13	<0.13	<0.13	<0.13	<0.13	<0.13	<0.40	<0.40	<0.40	<0.40	<1.0
trans-1,2-Dichloroethene (ug/L)	100 / 20	<0.040	<0.11	<0.11	<0.11	<0.11	<0.11	<0.11	<0.50	<0.60	<0.50	<0.50	<1.0
1,1,1-Trichloroethane (ug/L)	200 / 40	<0.050	<0.19	<0.19	<0.19	<0.19	<0.19	<0.19	<0.50	<0.60	<0.60	<0.60	<1.0
1,1-Dichloroethene (ug/L)	7 / 0.7	<0.050	<0.10	<0.10	<0.10	<0.10	<0.10	<0.10	<0.30	<0.50	<0.40	<0.40	<1.0
1,2-Dichloroethane (ug/L)	5 / 0.5	<0.23	<0.27	<0.27	<0.27	<0.27	<0.27	<0.27	<0.40	<0.50	<0.30	<0.30	<1.0
1,1,2-Trichloroethane (ug/L)	5 / 0.5	<0.030	<0.18	<0.18	<0.18	<0.18	<0.18	<0.18	<0.40	<0.40	<0.50	<0.50	<1.0
Trichloroethene (ug/L)	5 / 0.5	<0.06	0.30	<0.14	J ^(0.21)	<0.14	J ^(0.36)	0.37	0.62	0.53	J ^(0.46)	J ^(0.37)	J ^(0.39)
1,1-Dichloroethane (ug/L)	850 / 85	<0.10	<0.26	<0.26	<0.26	<0.26	<0.26	<0.26	<0.50	<0.50	<0.40	<0.40	<1.0
cis-1,2-Dichloroethene (ug/L)	70 / 7	<0.080	<0.12	<0.12	<0.12	<0.12	<0.12	<0.12	<0.25	<0.60	<0.40	<0.40	<1.0
Trichlorofluoromethane (ug/L)	3490 / 698	<0.080	J ^(0.66)	<0.51	<0.51	<0.51	<0.51	<0.51	<0.50	<0.50	<0.40	<0.40	<1.0
Chloroethane (ug/L)	400 / 80	<0.050	<0.24	<0.24	<0.24	<0.24	<0.24	<0.24	<0.50	<0.70	<0.40	<0.40	<1.0
Vinyl chloride (ug/L)	0.2 / 0.02	<0.070	<0.11	<0.11	<0.11	<0.11	<0.11	<0.11	<0.12	<0.12	<0.15	<0.15	<0.40
Chloromethane (ug/L)	30 / 3	<0.050	<0.090	<0.090	<0.090	<0.090	<0.090	<0.090	<0.30	<0.24	J ^(0.38)	<0.30	<4.0
Methylene chloride (ug/L)	5 / 0.5	<0.27	<0.45	<0.45	<0.45	<0.45	<0.45	<0.45	<0.50	<0.40	<0.50	<0.50	<4.0
p/m Xylene (ug/L)	Total Xylenes	<0.30	<0.31	<0.31	<0.31	<0.31	<0.31	<0.31	<0.70	<1.0	<0.50	<0.50	<2.0
o-Xylene (ug/L)	2000 / 400	<0.22	<0.35	<0.35	<0.35	<0.35	<0.35	<0.35	<0.30	<0.40	<0.50	<0.50	<1.0
Toluene (ug/L)	800 / 160	<0.16	<0.16	<0.16	<0.16	<0.16	<0.16	<0.16	<0.40	<0.40	<0.20	<0.20	<1.0

J- Result is less than the LOQ but greater than the LOD.

B- Parameter was detected in the method blank.

LOD- Limit of Detection

²- May be associated with chlorination of well.

LOQ-Limit of Quantification

^D-Quantification was performed on a dilution of the sample.

ug/L- Micrograms per Liter (parts per billion).

- Indicates Detection.

*- Inorganic water quality data available.

ND- No Detect.

P/NP- Present/Not Present

NA- Not Analyzed

- Analytical data obtained from the WDNR Special Well Construction Area Data Base, Town of Hudson, Wisconsin.

TABLE 1 (cont.)

ES / PAL		982 Sherman Ln.									
		Dec-95	Jun-96	Sep-96	Dec-96	Mar-00	Jun-01	Jun-02	Jun-03	Jun-04	Jun-05
Dichlorodifluoromethane (ug/L)	1000 / 200	<0.080	<0.14	<0.14	<0.14	<0.14	<0.14	<0.14	<0.14	<0.063	<0.60
Tetrachloroethene (ug/L)	5 / 0.5	<0.050	<0.13	<0.13	<0.13	<0.13	<0.13	<0.13	<0.13	<0.075	<0.40
trans-1,2-Dichloroethene (ug/L)	100 / 20	<0.040	<0.11	<0.11	<0.11	<0.11	<0.11	<0.11	<0.11	<0.059	<0.60
1,1,1-Trichloroethane (ug/L)	200 / 40	<0.050	<0.19	<0.19	<0.19	<0.19	<0.19	<0.19	<0.19	<0.065	<0.60
1,1-Dichloroethene (ug/L)	7 / 0.7	<0.050	<0.10	<0.10	<0.10	<0.10	<0.10	<0.10	<0.10	<0.061	<0.50
1,2-Dichloroethane (ug/L)	5 / 0.5	<0.23	<0.27	<0.27	<0.27	<0.27	<0.27	<0.27	<0.27	<0.054	<0.50
1,1,2-Trichloroethane (ug/L)	5 / 0.5	<0.030	<0.18	<0.18	<0.18	<0.18	<0.18	<0.18	<0.18	<0.052	<0.40
Trichloroethene (ug/L)	5 / 0.5	J ^(0.08)	0.34	<0.14	<0.14	J ^(0.21)	<0.14	<0.14	0.40	J ^(0.37)	<0.15
1,1-Dichloroethane (ug/L)	850 / 85	<0.10	<0.26	<0.26	<0.26	<0.26	<0.26	<0.26	<0.26	<0.057	<0.50
cis-1,2-Dichloroethene (ug/L)	70 / 7	<0.080	<0.12	<0.12	<0.12	<0.12	<0.12	<0.12	<0.12	<0.055	<0.60
Trichlorofluoromethane (ug/L)	3490 / 698	J ^(0.24)	<0.51	<0.51	<0.51	<0.51	<0.51	<0.51	<0.51	<0.060	<0.50
Chloroethane (ug/L)	400 / 80	<0.050	<0.24	<0.24	<0.24	<0.24	<0.24	<0.24	<0.24	<0.074	<0.70
Vinyl chloride (ug/L)	0.2 / 0.02	<0.070	<0.11	<0.11	<0.11	<0.11	<0.11	<0.11	<0.11	<0.065	<0.12
Chloromethane (ug/L)	30 / 3	B J ^(0.29)	<0.090	<0.090	<0.090	<0.090	<0.090	<0.090	<0.090	<0.074	<0.24
Methylene chloride (ug/L)	5 / 0.5	<0.27	<0.45	<0.45	<0.45	<0.45	<0.45	<0.45	<0.45	<0.44	<0.40
p/m Xylene (ug/L)	Total Xylenes	<0.30	<0.31	<0.31	<0.31	<0.31	<0.31	<0.31	<0.31	<0.13	<1.0
o-Xylene (ug/L)	2000 / 400	<0.22	0.58	<0.35	<0.35	<0.35	<0.35	<0.35	<0.35	<0.062	<0.40
Toluene (ug/L)	800 / 160	<0.16	<0.16	<0.16	<0.16	<0.16	<0.16	<0.16	<0.16	<0.069	<0.40

ES / PAL		982 Sherman Ln. (cont.)		
		Jul-06	Aug-07	Jul-08
Dichlorodifluoromethane (ug/L)	1000 / 200	<0.29	<0.40	<0.40
Tetrachloroethene (ug/L)	5 / 0.5	<0.29	<0.40	<0.40
trans-1,2-Dichloroethene (ug/L)	100 / 20	<0.40	<0.50	<0.50
1,1,1-Trichloroethane (ug/L)	200 / 40	<0.50	<0.60	<0.60
1,1-Dichloroethene (ug/L)	7 / 0.7	<0.30	<0.40	<0.40
1,2-Dichloroethane (ug/L)	5 / 0.5	<0.50	<0.30	<0.30
1,1,2-Trichloroethane (ug/L)	5 / 0.5	<0.50	<0.50	<0.50
Trichloroethene (ug/L)	5 / 0.5	<0.15	J ^(0.28)	<0.15
1,1-Dichloroethane (ug/L)	850 / 85	<0.40	<0.40	<0.40
cis-1,2-Dichloroethene (ug/L)	70 / 7	<0.40	<0.40	<0.40
Trichlorofluoromethane (ug/L)	3490 / 698	<0.70	<0.40	<0.40
Chloroethane (ug/L)	400 / 80	<0.60	<0.40	<0.40
Vinyl chloride (ug/L)	0.2 / 0.02	<0.15	<0.15	<0.15
Chloromethane (ug/L)	30 / 3	<0.30	<0.30	<0.30
Methylene chloride (ug/L)	5 / 0.5	<1.0	<0.50	<0.50
p/m Xylene (ug/L)	Total Xylenes	<0.90	<0.50	<0.50
o-Xylene (ug/L)	2000 / 400	<0.60	<0.50	<0.50
Toluene (ug/L)	800 / 160	<0.40	<0.20	<0.20

J- Result is less than the LOQ but greater than the LOD.

B- Parameter was detected in the method blank.

LOD- Limit of Detection

²- May be associated with chlorination of well.

LOQ-Limit of Quantification

^D- Quantification was performed on a dilution of the sample.

ug/L- Micrograms per Liter (parts per billion).

- Indicates Detection.

*- Inorganic water quality data available.

ND- No Detect.

P/NP- Present/Not Present

NA- Not Analyzed

- Analytical data obtained from the WDNR Special Well Construction Area Data Base, Town of Hudson, Wisconsin.

TABLE 1 (cont.)

		984 Sherman Ln.*					
ES / PAL		Dec-95	Mar-00	Jun-01	Jun-03	May-05	Dec-07
Dichlorodifluoromethane (ug/L)	1000 / 200	<0.080	<0.14	<0.14	<0.14	<0.60	<0.40
Tetrachloroethene (ug/L)	5 / 0.5	<0.050	<0.13	<0.13	<0.13	<0.40	<0.40
trans-1,2-Dichloroethene (ug/L)	100 / 20	<0.040	<0.11	<0.11	<0.11	<0.60	<0.50
1,1,1-Trichloroethane (ug/L)	200 / 40	<0.050	<0.19	<0.19	<0.19	<0.60	<0.60
1,1-Dichloroethene (ug/L)	7 / 0.7	<0.050	<0.10	<0.10	<0.10	<0.50	<0.40
1,2-Dichloroethane (ug/L)	5 / 0.5	<0.23	<0.27	<0.27	<0.27	<0.50	<0.30
1,1,2-Trichloroethane (ug/L)	5 / 0.5	<0.030	<0.18	<0.18	<0.18	<0.40	<0.50
Trichloroethene (ug/L)	5 / 0.5	<0.06	<0.14	<0.14	<0.14	<0.15	<0.15
1,1-Dichloroethane (ug/L)	850 / 85	<0.10	<0.26	<0.26	<0.26	<0.50	<0.40
cis-1,2-Dichloroethene (ug/L)	70 / 7	<0.080	<0.12	<0.12	<0.12	<0.60	<0.40
Trichlorofluoromethane (ug/L)	3490 / 698	<0.080	<0.51	<0.51	<0.51	<0.50	<0.40
Chloroethane (ug/L)	400 / 80	<0.050	<0.24	<0.24	<0.24	<0.70	<0.40
Vinyl chloride (ug/L)	0.2 / 0.02	<0.070	<0.11	<0.11	<0.11	<0.12	<0.15
Chloromethane (ug/L)	30 / 3	<0.050	<0.090	<0.090	<0.090	<0.24	<0.30
Methylene chloride (ug/L)	5 / 0.5	<0.27	<0.45	<0.45	<0.45	<0.40	<0.50
p/m Xylene (ug/L)	Total Xylenes	<0.30	<0.31	<0.31	<0.31	<1.0	<0.50
o-Xylene (ug/L)	2000 / 400	<0.22	<0.35	<0.35	<0.35	<0.40	<0.50
Toluene (ug/L)	800 / 160	<0.16	<0.16	<0.16	<0.16	<0.40	<0.20

		985 Sherman Ln.					
ES / PAL		Aug-92	Feb-00	Jun-01	Jun-03	May-05	May-05
Dichlorodifluoromethane (ug/L)	1000 / 200		<0.14	<0.14	<0.14	<0.60	<0.40
Tetrachloroethene (ug/L)	5 / 0.5	ND	<0.13	<0.13	<0.13	<0.40	<0.40
trans-1,2-Dichloroethene (ug/L)	100 / 20		<0.11	<0.11	<0.11	<0.60	<0.50
1,1,1-Trichloroethane (ug/L)	200 / 40	ND	<0.19	<0.19	<0.19	<0.60	<0.60
1,1-Dichloroethene (ug/L)	7 / 0.7	ND	<0.10	<0.10	<0.10	<0.50	<0.40
1,2-Dichloroethane (ug/L)	5 / 0.5		<0.27	<0.27	<0.27	<0.50	<0.30
1,1,2-Trichloroethane (ug/L)	5 / 0.5		<0.18	<0.18	<0.18	<0.40	<0.50
Trichloroethene (ug/L)	5 / 0.5	ND	<0.14	J ^(0.21)	<0.14	<0.15	<0.15
1,1-Dichloroethane (ug/L)	850 / 85	ND	<0.26	<0.26	<0.26	<0.50	<0.40
cis-1,2-Dichloroethene (ug/L)	70 / 7		<0.12	<0.12	<0.12	<0.60	<0.40
Trichlorofluoromethane (ug/L)	3490 / 698	ND	<0.51	<0.51	<0.51	<0.50	<0.40
Chloroethane (ug/L)	400 / 80		<0.24	<0.24	<0.24	<0.70	<0.40
Vinyl chloride (ug/L)	0.2 / 0.02		<0.11	<0.11	<0.11	<0.12	<0.15
Chloromethane (ug/L)	30 / 3		<0.090	<0.090	<0.090	<0.24	<0.30
Methylene chloride (ug/L)	5 / 0.5		<0.45	<0.45	<0.45	<0.40	<0.50
p/m Xylene (ug/L)	Total Xylenes		<0.31	<0.31	<0.31	<1.0	<0.50
o-Xylene (ug/L)	2000 / 400		<0.35	<0.35	<0.35	<0.40	<0.50
Toluene (ug/L)	800 / 160		<0.16	<0.16	<0.16	<0.40	<0.20

J- Result is less than the LOQ but greater than the LOD.

B- Parameter was detected in the method blank.

LOD- Limit of Detection

²- May be associated with chlorination of well.

LOQ-Limit of Quantification

^D-Quantification was performed on a dilution of the sample.

ug/L- Micrograms per Liter (parts per billion).

- Indicates Detection.

*- Inorganic water quality data available.

ND- No Detect.

P/NP- Present/Not Present

NA- Not Analyzed

- Analytical data obtained from the WDNR Special Well Construction Area Data Base, Town of Hudson, Wisconsin.

TABLE 1 (cont.)

ES / PAL	551	R2	866
	Spurline Cir.	Trout Brook Rd.	Trout Brook Rd.
	Nov-90	Oct-85	Mar-92
Dichlorodifluoromethane (ug/L)	1000 / 200	NA	
Tetrachloroethene (ug/L)	5 / 0.5	<1.0	ND
trans-1,2-Dichloroethene (ug/L)	100 / 20	<1.0	
1,1,1-Trichloroethane (ug/L)	200 / 40	<1.0	ND
1,1-Dichloroethene (ug/L)	7 / 0.7	<1.0	ND
1,2-Dichloroethane (ug/L)	5 / 0.5	<1.0	
1,1,2-Trichloroethane (ug/L)	5 / 0.5	<2.0	
Trichloroethene (ug/L)	5 / 0.5	<1.0	ND
1,1-Dichloroethane (ug/L)	850 / 85	<1.0	ND
cis-1,2-Dichloroethene (ug/L)	70 / 7	<1.0	
Trichlorofluoromethane (ug/L)	3490 / 698	<1.0	ND
Chloroethane (ug/L)	400 / 80	<2.0	
Vinyl chloride (ug/L)	0.2 / 0.02	<1.0	
Chloromethane (ug/L)	3 / 0.3	NA	
Methylene chloride (ug/L)	5 / 0.5	<5.0	
p/m Xylene (ug/L)	Total Xylenes	<2.0	
o-Xylene (ug/L)	2000 / 400	<2.0	
Toluene (ug/L)	343 / 68.6	<1.0	

ES / PAL	948 Trout Brook Rd.*											
	May-92	Jun-97	Mar-98	Dec-98	Jan-00	Feb-01	Jun-02	Apr-03	Jun-04	May-05	Dec-05	
Dichlorodifluoromethane (ug/L)	1000 / 200	<0.14	<0.14	<0.14	<0.14	J ^(0.14)	<0.14	<0.14	<0.063	<0.60	<0.60	
Tetrachloroethene (ug/L)	5 / 0.5	<0.13	<0.13	<0.13	<0.13	<0.13	<0.13	<0.13	<0.075	<0.40	<0.40	
trans-1,2-Dichloroethene (ug/L)	100 / 20	<0.11	<0.11	<0.11	<0.11	<0.11	<0.11	<0.11	<0.059	<0.60	<0.60	
1,1,1-Trichloroethane (ug/L)	200 / 40	7.0	3.1	2.6	2.1	0.84	0.30	0.50	0.41	J ^(0.19)	<0.60	
1,1-Dichloroethene (ug/L)	7 / 0.7		<0.10	<0.10	0.19	0.21	0.50	<0.10	<0.10	<0.061	<0.50	
1,2-Dichloroethane (ug/L)	5 / 0.5		<0.27	<0.27	<0.27	<0.27	<0.27	<0.27	<0.054	<0.50	<0.50	
1,1,2-Trichloroethane (ug/L)	5 / 0.5		<0.18	<0.18	<0.18	<0.18	<0.18	<0.18	<0.052	<0.40	<0.40	
Trichloroethene (ug/L)	5 / 0.5	5.7	2.8	3.4	3.9	2.5	1.8	2.4	2.0	1.6	1.3	
1,1-Dichloroethane (ug/L)	850 / 85		<0.26	<0.26	<0.26	<0.26	0.45	<0.26	<0.26	<0.057	<0.50	
cis-1,2-Dichloroethene (ug/L)	70 / 7		<0.12	<0.12	<0.12	<0.12	J ^(0.28)	<0.12	<0.12	<0.055	<0.60	
Trichlorofluoromethane (ug/L)	3490 / 698		<0.51	<0.51	<0.51	<0.51	<0.51	<0.51	<0.060	<0.50	<0.50	
Chloroethane (ug/L)	400 / 80		<0.24	<0.24	<0.24	<0.24	<0.24	<0.24	<0.074	<0.70	<0.70	
Vinyl chloride (ug/L)	0.2 / 0.02		<0.11	<0.11	<0.11	<0.11	<0.11	<0.11	<0.065	<0.12	<0.12	
Chloromethane (ug/L)	3 / 0.3		<0.090	<0.090	<0.090	<0.090	<0.090	<0.090	J ^(0.12)	<0.074	<0.24	
Methylene chloride (ug/L)	5 / 0.5		<0.45	<0.45	<0.45	<0.45	<0.45	<0.45	<0.45	<0.44	<0.40	
p/m Xylene (ug/L)	Total Xylenes		<0.31	<0.31	<0.31	<0.31	<0.31	<0.31	<0.31	<0.13	<1.0	
o-Xylene (ug/L)	2000 / 400		<0.35	<0.35	<0.35	<0.35	<0.35	<0.35	<0.35	<0.062	<0.40	
Toluene (ug/L)	343 / 68.6		<0.16	<0.16	<0.16	<0.16	<0.16	<0.16	<0.16	<0.069	<0.40	

J- Result is less than the LOQ but greater than the LOD

B- Parameter was detected in the method blank.

LOD- Limit of Detection

2- May be associated with chlorination of well.

LOQ-Limit of Quantification

D -Quantification was performed on a dilution of the sample.

ug/L- Micrograms per Liter (parts per billion).

- Indicates Detection.

*- Inorganic water quality data available.

ND- No Detect.

- Analytical data obtained from the WDNR Special Well Construction Area Data Base, Town of Hudson, Wisconsin.

TABLE 1 (cont.)

ES / PAL	950 Trout Brook Rd.											
	Aug-92	May-93	Dec-95	Feb-96	Jun-96	Sep-96	Dec-96	Mar-00	Jan-01	Jun-01	Jan-02	
Dichlorodifluoromethane (ug/L)	1000 / 200			<0.080	<0.14	<0.14	<0.14	<0.14	<0.14	<0.14	<0.14	<0.14
Tetrachloroethene (ug/L)	5 / 0.5	ND	ND	<0.050	<0.13	<0.13	<0.13	<0.13	<0.13	<0.13	<0.13	<0.13
trans-1,2-Dichloroethene (ug/L)	100 / 20			<0.040	<0.11	<0.11	<0.11	<0.11	<0.11	<0.11	<0.11	<0.11
1,1,1-Trichloroethane (ug/L)	200 / 40	ND	ND	<0.050	<0.19	<0.19	<0.19	<0.19	<0.19	<0.19	<0.19	<0.19
1,1-Dichloroethene (ug/L)	7 / 0.7	ND	ND	<0.050	<0.10	<0.10	<0.10	<0.10	<0.10	<0.10	<0.10	<0.10
1,2-Dichloroethane (ug/L)	5 / 0.5			<0.23	<0.27	<0.27	<0.27	<0.27	<0.27	<0.27	<0.27	<0.27
1,1,2-Trichloroethane (ug/L)	5 / 0.5			<0.030	<0.18	<0.18	<0.18	<0.18	<0.18	<0.18	<0.18	<0.18
Trichloroethene (ug/L)	5 / 0.5	ND	ND	J ^(0.12)	<0.14	0.47	<0.14	<0.14	<0.14	<0.14	J ^(0.20)	<0.14
1,1-Dichloroethane (ug/L)	850 / 85	ND	ND	<0.10	<0.26	<0.26	<0.26	<0.26	<0.26	<0.26	<0.26	<0.26
cis-1,2-Dichloroethene (ug/L)	70 / 7			<0.080	<0.12	<0.12	<0.12	<0.12	<0.12	<0.12	<0.12	<0.12
Trichlorofluoromethane (ug/L)	3490 / 698	ND	ND	J ^(0.13)	<0.51	<0.51	<0.51	<0.51	<0.51	<0.51	<0.51	<0.51
Chloroethane (ug/L)	400 / 80			<0.050	<0.24	<0.24	<0.24	<0.24	<0.24	<0.24	<0.24	<0.24
Vinyl chloride (ug/L)	0.2 / 0.02			<0.070	<0.11	<0.11	<0.11	<0.11	<0.11	<0.11	<0.11	<0.11
Chloromethane (ug/L)	3 / 0.3			B J ^(0.18)	<0.090	<0.090	<0.090	<0.090	<0.090	<0.090	<0.090	<0.090
Methylene chloride (ug/L)	5 / 0.5			J ^(0.27)	<0.45	<0.45	<0.45	<0.45	<0.45	<0.45	<0.45	<0.45
p/m Xylene (ug/L)	Total Xylenes			<0.30	<0.31	<0.31	<0.31	<0.31	<0.31	<0.31	<0.31	<0.31
o-Xylene (ug/L)	2000 / 400			<0.22	<0.35	<0.35	<0.35	<0.35	<0.35	<0.35	<0.35	<0.35
Toluene (ug/L)	343 / 68.6			<0.16	<0.16	<0.16	<0.16	<0.16	<0.16	<0.16	<0.16	<0.16

ES / PAL	950 Trout Brook Rd. (cont.)										
	Jun-02	Jan-03	Jul-03	Dec-03	Jul-04	Jan-05	Dec-05	Jul-06	Dec-06	Dec-07	
Dichlorodifluoromethane (ug/L)	1000 / 200	<0.14	<0.14	<0.14	<0.14	<0.063	2.2	<0.60	<0.29	<0.29	<0.40
Tetrachloroethene (ug/L)	5 / 0.5	<0.13	<0.13	<0.13	<0.13	<0.075	<0.40	<0.40	<0.29	<0.29	<0.40
trans-1,2-Dichloroethene (ug/L)	100 / 20	<0.11	<0.11	<0.11	<0.11	<0.059	<0.50	<0.60	<0.40	<0.40	<0.50
1,1,1-Trichloroethane (ug/L)	200 / 40	<0.19	<0.19	<0.19	<0.19	<0.065	<0.50	<0.60	<0.50	<0.50	<0.60
1,1-Dichloroethene (ug/L)	7 / 0.7	<0.10	<0.10	<0.10	<0.10	<0.061	<0.30	<0.50	<0.30	<0.30	<0.40
1,2-Dichloroethane (ug/L)	5 / 0.5	<0.27	<0.27	<0.27	<0.27	<0.054	<0.40	<0.50	<0.50	<0.50	<0.30
1,1,2-Trichloroethane (ug/L)	5 / 0.5	<0.18	<0.18	<0.18	<0.18	<0.052	<0.40	<0.40	<0.50	<0.50	<0.50
Trichloroethene (ug/L)	5 / 0.5	<0.14	<0.14	J ^(0.14)	<0.14	<0.074	J ^(0.25)	<0.15	<0.15	J ^(0.21)	J ^(0.20)
1,1-Dichloroethane (ug/L)	850 / 85	<0.26	<0.26	<0.26	<0.26	<0.057	<0.50	<0.50	<0.40	<0.40	<0.40
cis-1,2-Dichloroethene (ug/L)	70 / 7	<0.12	<0.12	<0.12	<0.12	<0.055	<0.25	<0.50	<0.40	<0.40	<0.40
Trichlorofluoromethane (ug/L)	3490 / 698	<0.51	<0.51	<0.51	<0.51	<0.060	<0.50	<0.50	<0.70	<0.70	<0.040
Chloroethane (ug/L)	400 / 80	<0.24	<0.24	<0.24	<0.24	<0.074	<0.50	<0.70	0.6	0.6	<0.40
Vinyl chloride (ug/L)	0.2 / 0.02	<0.11	<0.11	<0.11	<0.11	<0.065	<0.12	<0.12	<0.15	<0.15	<0.15
Chloromethane (ug/L)	3 / 0.3	<0.090	<0.090	<0.090	<0.090	<0.074	<0.30	<0.24	<0.30	<0.30	<0.30
Methylene chloride (ug/L)	5 / 0.5	<0.45	<0.45	<0.45	<0.45	<0.44	<0.50	<0.40	<1.0	<1.0	<0.50
p/m Xylene (ug/L)	Total Xylenes	<0.31	<0.31	<0.31	<0.31	<0.13	<0.70	<1.0	<0.90	<0.90	<0.50
o-Xylene (ug/L)	2000 / 400	<0.35	<0.35	<0.35	<0.35	<0.062	<0.30	<0.40	<0.60	<0.60	<0.50
Toluene (ug/L)	343 / 68.6	<0.16	<0.16	<0.16	<0.16	<0.069	<0.40	<0.40	<0.40	<0.40	<0.20
Isopropyl benzene (ug/L)	No Standard	<0.22	<0.22	<0.22	<0.22	<0.064	<0.40	<0.40	<0.60	<0.60	<0.20

J- Result is less than the LOQ but greater than the LOD

B- Parameter was detected in the method blank.

LOD- Limit of Detection

²- May be associated with chlorination of well.

LOQ-Limit of Quantification

ᵀ-Quantification was performed on a dilution of the sample.

ug/L- Micrograms per Liter (parts per billion).

- Indicates Detection.

*- Inorganic water quality data available.

ND- No Detect.

- Analytical data obtained from the WDNR Special Well Construction Area Data Base, Town of Hudson, Wisconsin.

TABLE 1 (cont.)

	ES / PAL	951 Trout Brook Rd.											
		Mar-92	Jun-97	Dec-97	Dec-98	Sep-99	Nov-00	Feb-02	Jan-03	Jun-04	Feb-05	Dec-05	Jun-07
Dichlorodifluoromethane (ug/L)	1000 / 200		<0.14	<0.14	<0.14	<0.14	<0.14	J ^(0.18)	<0.14	<0.063	<0.40	<0.60	<0.40
Tetrachloroethene (ug/L)	5 / 0.5	ND	<0.13	<0.13	<0.13	<0.13	<0.13	<0.13	<0.13	<0.075	<0.40	<0.40	<0.40
trans-1,2-Dichloroethene (ug/L)	100 / 20		<0.11	<0.11	<0.11	<0.11	<0.11	<0.11	<0.11	<0.059	<0.50	<0.60	<0.50
1,1,1-Trichloroethane (ug/L)	200 / 40	ND	<0.19	<0.19	<0.19	<0.19	<0.19	<0.19	<0.19	<0.065	<0.50	<0.60	<0.60
1,1-Dichloroethene (ug/L)	7 / 0.7	ND	<0.10	<0.10	<0.10	<0.10	<0.10	<0.10	<0.10	<0.061	<0.30	<0.50	<0.40
1,2-Dichloroethane (ug/L)	5 / 0.5		<0.27	<0.27	<0.27	<0.27	<0.27	<0.27	<0.27	<0.054	<0.40	<0.50	<0.30
1,1,2-Trichloroethane (ug/L)	5 / 0.5		<0.18	<0.18	<0.18	<0.18	<0.18	<0.18	<0.18	<0.052	<0.40	<0.40	<0.50
Trichloroethene (ug/L)	5 / 0.5	ND	J ^(0.25)	J ^(0.20)	J ^(0.16)	J ^(0.20)	<0.14	J ^(0.23)	<0.14	<0.074	<0.15	J ^(0.32)	<0.15
1,1-Dichloroethane (ug/L)	850 / 85	ND	<0.26	<0.26	<0.26	<0.26	<0.26	<0.26	<0.26	<0.057	<0.50	<0.50	<0.40
cis-1,2-Dichloroethene (ug/L)	70 / 7		<0.12	<0.12	<0.12	<0.12	<0.12	<0.12	<0.12	<0.055	<0.25	<0.60	<0.40
Trichlorofluoromethane (ug/L)	3490 / 698	ND	<0.51	<0.51	<0.51	<0.51	<0.51	<0.51	<0.51	<0.060	<0.50	<0.50	<0.40
Chloroethane (ug/L)	400 / 80		<0.24	<0.24	<0.24	<0.24	<0.24	<0.24	<0.24	<0.074	<0.50	<0.70	<0.40
Vinyl chloride (ug/L)	0.2 / 0.02		<0.11	<0.11	<0.11	<0.11	<0.11	<0.11	<0.11	<0.065	<0.12	<0.12	<0.15
Chloromethane (ug/L)	3 / 0.3		<0.090	<0.090	<0.090	J ^(0.52)	<0.090	<0.090	<0.090	<0.074	<0.30	<0.24	<0.30
Methylene chloride (ug/L)	5 / 0.5		<0.45	<0.45	<0.45	<0.45	<0.45	<0.45	<0.45	<0.44	<0.50	<0.40	<0.40
p/m Xylene (ug/L)	Total Xylenes		<0.31	<0.31	<0.31	<0.31	<0.31	<0.31	<0.31	<0.13	<0.70	<1.0	<0.50
o-Xylene (ug/L)	2000 / 400		<0.35	<0.35	<0.35	<0.35	<0.35	<0.35	<0.35	<0.062	<0.30	<0.40	<0.50
Toluene (ug/L)	343 / 68.6		<0.16	<0.16	<0.16	<0.16	<0.16	<0.16	<0.16	<0.069	<0.40	<0.40	<0.20
Isopropyl benzene (ug/L)	No Standard		<0.22	<0.22	<0.22	<0.22	J ^(0.24)	<0.22	<0.22	<0.064	<0.40	<0.40	<0.20

	ES / PAL	951 Trout Brook Rd. (cont.)		
		May-08	May-09	Jun-14
Dichlorodifluoromethane (ug/L)	1000 / 200	<0.40	<1.0	<0.50
Tetrachloroethene (ug/L)	5 / 0.5	<0.40	<1.0	<0.16
trans-1,2-Dichloroethene (ug/L)	100 / 20	<0.50	<1.0	<0.23
1,1,1-Trichloroethane (ug/L)	200 / 40	<0.60	<1.0	<0.26
1,1-Dichloroethene (ug/L)	7 / 0.7	<0.40	<1.0	<0.20
1,2-Dichloroethane (ug/L)	5 / 0.5	<0.30	<1.0	<0.13
1,1,2-Trichloroethane (ug/L)	5 / 0.5	<0.50	<1.0	<0.13
Trichloroethene (ug/L)	5 / 0.5	J ^(0.28)	J ^(0.41)	0.54
1,1-Dichloroethane (ug/L)	850 / 85	<0.40	<1.0	<0.16
cis-1,2-Dichloroethene (ug/L)	70 / 7	<0.40	<1.0	<0.13
Trichlorofluoromethane (ug/L)	3490 / 698	<0.40	<1.0	<0.22
Chloroethane (ug/L)	400 / 80	<0.40	<1.0	<0.24
Vinyl chloride (ug/L)	0.2 / 0.02	<0.15	<0.40	<0.20
Chloromethane (ug/L)	3 / 0.3	<0.30	<4.0	<0.34
Methylene chloride (ug/L)	5 / 0.5	<0.50	<4.0	<2.0
p/m Xylene (ug/L)	Total Xylenes	<0.50	<2.0	<0.31
o-Xylene (ug/L)	2000 / 400	<0.50	<1.0	<0.094
Toluene (ug/L)	343 / 68.6	<0.20	<1.0	29.2
Isopropyl benzene (ug/L)	No Standard	<0.20	<1.0	<0.50

J- Result is less than the LOQ but greater than the LOD

B- Parameter was detected in the method blank.

LOD- Limit of Detection

²- May be associated with chlorination of well.

LOQ-Limit of Quantification

ᵀ- Quantification was performed on a dilution of the sample.

ug/L- Micrograms per Liter (parts per billion).

- Indicates Detection.

*- Inorganic water quality data available.

ND- No Detect.

- Analytical data obtained from the WDNR Special Well Construction Area Data Base, Town of Hudson, Wisconsin.

TABLE 1 (cont.)

	ES / PAL	955 Trout Brook Rd.*											
		Sep-85	Dec-95	Sep-97	Dec-97	Dec-98	May-00	May-02	May-03	Nov-04	May-05	Apr-06	
Dichlorodifluoromethane (ug/L)	1000 / 200		<0.080	<0.14	<0.14	<0.14	<0.14	<0.14	<0.14	<0.14	7.2 ^a	<0.60	<0.60
Tetrachloroethene (ug/L)	5 / 0.5	ND	<0.050	<0.13	<0.13	<0.13	<0.13	<0.13	<0.13	<0.13	<0.40	<0.40	<0.40
trans-1,2-Dichloroethene (ug/L)	100 / 20		<0.040	<0.11	<0.11	<0.11	<0.11	<0.11	<0.11	<0.11	<0.50	<0.60	<0.60
1,1,1-Trichloroethane (ug/L)	200 / 40	ND	<0.050	<0.19	<0.19	<0.19	<0.19	<0.19	<0.19	<0.19	<0.50	<0.60	<0.60
1,1-Dichloroethene (ug/L)	7 / 0.7	ND	<0.050	<0.10	J ^(0.10)	<0.10	<0.10	<0.10	<0.10	<0.10	<0.30	<0.50	<0.50
1,2-Dichloroethane (ug/L)	5 / 0.5		<0.23	<0.27	<0.27	<0.27	<0.27	<0.27	<0.27	<0.27	<0.40	<0.50	<0.50
1,1,2-Trichloroethane (ug/L)	5 / 0.5		<0.030	<0.18	<0.18	<0.18	<0.18	<0.18	<0.18	<0.18	<0.40	<0.40	<0.40
Trichloroethene (ug/L)	5 / 0.5	ND	0.70	<0.14	J ^(0.16)	J ^(0.23)	J ^(0.19)	0.58	J ^(0.23)	J ^(0.27)	<0.15	J ^(0.32)	
1,1-Dichloroethane (ug/L)	850 / 85	ND	<0.10	<0.26	<0.26	<0.26	<0.26	<0.26	<0.26	<0.26	<0.50	<0.50	<0.50
cis-1,2-Dichloroethene (ug/L)	70 / 7		<0.080	<0.12	<0.12	<0.12	<0.12	<0.12	<0.12	<0.12	<0.25	<0.60	<0.60
Trichlorofluoromethane (ug/L)	3490 / 698	ND	<0.080	<0.51	<0.51	<0.51	<0.51	<0.51	J ^(0.53)	<0.51	<0.50	<0.50	<0.50
Chloroethane (ug/L)	400 / 80		<0.050	<0.24	<0.24	<0.24	<0.24	<0.24	<0.24	<0.24	<0.50	<0.70	<0.70
Vinyl chloride (ug/L)	0.2 / 0.02		<0.070	<0.11	<0.11	<0.11	<0.11	<0.11	<0.11	<0.11	<0.12	<0.12	<0.12
Chloromethane (ug/L)	3 / 0.3		B J ^(0.37)	<0.090	<0.090	<0.090	<0.090	<0.090	<0.090	<0.090	<0.30	<0.24	<0.24
Methylene chloride (ug/L)	5 / 0.5		<0.27	<0.45	B J ^(1.5)	B J ^(4.3)	<0.45	<0.45	<0.45	<0.45	<0.50	<0.40	<0.40
p/m Xylene (ug/L)	Total Xylenes		<0.30	<0.31	<0.31	<0.31	<0.31	<0.31	<0.31	<0.31	<0.70	<1.0	<1.0
o-Xylene (ug/L)	2000 / 400		<0.22	<0.35	<0.35	<0.35	<0.35	<0.35	<0.35	<0.35	<0.30	<0.40	<0.40
Toluene (ug/L)	343 / 68.6		<0.16	<0.16	<0.16	<0.16	<0.16	<0.16	J ^(0.21)	<0.40	<0.40	<0.40	<0.40

	ES / PAL	955 Trout Brook Rd*. (cont.)		
		Dec-08	Jun-09	Dec-17
Dichlorodifluoromethane (ug/L)	1000 / 200	<0.40	<1.0	<0.31
Tetrachloroethene (ug/L)	5 / 0.5	<0.40	<1.0	<0.16
trans-1,2-Dichloroethene (ug/L)	100 / 20	<0.50	<1.0	<0.21
1,1,1-Trichloroethane (ug/L)	200 / 40	<0.60	<1.0	<0.15
1,1-Dichloroethene (ug/L)	7 / 0.7	<0.40	<1.0	<0.18
1,2-Dichloroethane (ug/L)	5 / 0.5	<0.30	<1.0	<0.32
1,1,2-Trichloroethane (ug/L)	5 / 0.5	<0.50	<1.0	<0.22
Trichloroethene (ug/L)	5 / 0.5	J ^(0.39)	J ^(0.26)	<0.18
1,1-Dichloroethane (ug/L)	850 / 85	<0.40	<1.0	<0.14
cis-1,2-Dichloroethene (ug/L)	70 / 7	<0.40	<1.0	<0.20
Trichlorofluoromethane (ug/L)	3490 / 698	<0.40	<1.0	<0.13
Chloroethane (ug/L)	400 / 80	<0.40	<1.0	<0.44
Vinyl chloride (ug/L)	0.2 / 0.02	<0.15	<0.40	<0.0096
Chloromethane (ug/L)	3 / 0.3	<0.30	<4.0	<1.1
Methylene chloride (ug/L)	5 / 0.5	<0.50	<4.0	<1.2
p/m Xylene (ug/L)	Total Xylenes	<0.50	<2.0	<0.24
o-Xylene (ug/L)	2000 / 400	<0.50	<1.0	<0.17
Toluene (ug/L)	343 / 68.6	<0.20	<1.0	<0.17

J- Result is less than the LOQ but greater than the LOD

B- Parameter was detected in the method blank.

LOD- Limit of Detection

²- May be associated with chlorination of well.

LOQ-Limit of Quantification

^D- Quantification was performed on a dilution of the sample.

ug/L- Micrograms per Liter (parts per billion).

- Indicates Detection.

*- Inorganic water quality data available.

ND- No Detect.

- Analytical data obtained from the WDNR Special Well Construction Area Data Base, Town of Hudson, Wisconsin.

TABLE 1 (cont.)

		957 Trout Brook Rd.								
ES / PAL		Jul-04	Jan-05	May-05	Dec-05	Jul-06	Dec-06	Dec-07	Jul-08	Dec-08
Dichlorodifluoromethane (ug/L)	1000 / 200	<0.063	2.1	<0.60	<0.60	<0.29	<0.29	<0.40	<0.40	<0.40
Tetrachloroethene (ug/L)	5 / 0.5	<0.075	<0.40	<0.40	<0.40	<0.29	<0.29	<0.40	<0.40	<0.40
trans-1,2-Dichloroethene (ug/L)	100 / 20	<0.059	<0.50	<0.60	<0.60	<0.40	<0.40	<0.50	<0.50	<0.50
1,1,1-Trichloroethane (ug/L)	200 / 40	<0.065	<0.50	<0.60	<0.60	<0.50	<0.50	<0.60	<0.60	<0.60
1,1-Dichloroethene (ug/L)	7 / 0.7	<0.061	<0.30	<0.50	<0.50	<0.30	<0.30	<0.40	<0.40	<0.40
1,2-Dichloroethane (ug/L)	5 / 0.5	<0.054	<0.40	<0.50	<0.50	<0.50	<0.50	<0.30	<0.30	<0.30
1,1,2-Trichloroethane (ug/L)	5 / 0.5	<0.052	<0.40	<0.40	<0.40	<0.50	<0.50	<0.50	<0.50	<0.50
Trichloroethene (ug/L)	5 / 0.5	J ^(0.23)	J ^(0.35)	<0.15	J ^(0.34)	<0.15	<0.15	J ^(0.35)	<0.15	J ^(0.34)
1,1-Dichloroethane (ug/L)	850 / 85	<0.057	<0.50	<0.50	<0.50	<0.40	<0.40	<0.40	<0.40	<0.40
cis-1,2-Dichloroethene (ug/L)	70 / 7	<0.055	<0.25	<0.60	<0.60	<0.40	<0.40	<0.40	<0.40	<0.40
Trichlorofluoromethane (ug/L)	3490 / 698	<0.060	<0.50	<0.50	<0.50	<0.70	<0.70	<0.40	<0.40	<0.40
Chloroethane (ug/L)	400 / 80	<0.074	<0.50	<0.70	<0.70	<0.60	<0.60	<0.40	<0.40	<0.40
Vinyl chloride (ug/L)	0.2 / 0.02	<0.065	<0.12	<0.12	<0.12	<0.15	<0.15	<0.15	<0.15	<0.15
Chloromethane (ug/L)	3 / 0.3	<0.074	<0.30	<0.24	<0.24	J ^(0.31)	<0.30	<0.30	<0.30	<0.30
Methylene chloride (ug/L)	5 / 0.5	<0.44	<0.50	<0.40	<0.40	<1.0	<1.0	<0.50	<0.50	<0.50
p/m Xylene (ug/L)	Total Xylenes	<0.13	<0.70	<1.0	<1.0	<0.90	<0.90	<0.50	<0.50	<0.50
o-Xylene (ug/L)	2000 / 400	<0.062	<0.30	<0.40	<0.40	<0.60	<0.60	<0.50	<0.50	<0.50
Toluene (ug/L)	343 / 68.6	<0.069	<0.40	<0.40	<0.40	J ^(0.49)	<0.40	<0.20	<0.20	<0.20

		958 Trout Brook Rd.											
ES / PAL		Dec-95	Jun-96	May-00	Jul-03	Dec-03	Jul-04	Jan-05	May-05	Jul-06	Mar-07	Jul-07	Jul-08
Dichlorodifluoromethane (ug/L)	1000 / 200	<0.080	<0.14	<0.14	<0.14	<0.14	<0.063	<0.40	<0.60	<0.29	<0.29	<0.40	<0.40
Tetrachloroethene (ug/L)	5 / 0.5	<0.050	<0.13	<0.13	<0.13	<0.13	<0.075	<0.40	<0.40	<0.29	<0.29	<0.40	<0.40
trans-1,2-Dichloroethene (ug/L)	100 / 20	<0.040	<0.11	<0.11	<0.11	<0.11	<0.059	<0.50	<0.60	<0.40	<0.40	<0.50	<0.50
1,1,1-Trichloroethane (ug/L)	200 / 40	J ^(0.12)	<0.19	<0.19	<0.19	<0.19	<0.065	<0.50	<0.60	<0.50	<0.50	<0.60	<0.60
1,1-Dichloroethene (ug/L)	7 / 0.7	J ^(0.098)	<0.10	<0.10	<0.10	<0.10	<0.061	<0.30	<0.50	<0.30	<0.30	<0.40	<0.40
1,2-Dichloroethane (ug/L)	5 / 0.5	<0.23	<0.27	<0.27	<0.27	<0.27	<0.054	<0.40	<0.50	<0.50	<0.50	<0.30	<0.30
1,1,2-Trichloroethane (ug/L)	5 / 0.5	<0.030	<0.18	<0.18	<0.18	<0.18	<0.052	<0.40	<0.40	<0.50	<0.50	<0.50	<0.50
Trichloroethene (ug/L)	5 / 0.5	0.31	0.76	0.32	0.35	J ^(0.22)	J ^(0.32)	J ^(0.44)	<0.15	J ^(0.41)	J ^(0.35)	J ^(0.46)	<0.15
1,1-Dichloroethane (ug/L)	850 / 85	<0.10	<0.26	<0.26	<0.26	<0.26	<0.057	<0.50	<0.50	<0.40	<0.40	<0.40	<0.40
cis-1,2-Dichloroethene (ug/L)	70 / 7	<0.080	<0.12	<0.12	<0.12	<0.12	<0.055	<0.25	<0.60	<0.40	<0.40	<0.40	<0.40
Trichlorofluoromethane (ug/L)	3490 / 698	<0.080	<0.51	<0.51	<0.51	<0.51	<0.060	<0.50	<0.50	<0.70	<0.70	<0.40	<0.40
Chloroethane (ug/L)	400 / 80	<0.050	<0.24	<0.24	<0.24	<0.24	<0.074	<0.50	<0.70	<0.60	<0.60	<0.40	<0.40
Vinyl chloride (ug/L)	0.2 / 0.02	<0.070	<0.11	<0.11	<0.11	<0.11	<0.065	<0.12	<0.12	<0.15	<0.15	<0.15	<0.15
Chloromethane (ug/L)	3 / 0.3	B J ^(0.22)	<0.090	J ^(0.18)	<0.090	<0.090	<0.074	<0.30	<0.24	<0.30	<0.30	<0.30	<0.30
Methylene chloride (ug/L)	5 / 0.5	<0.27	<0.45	<0.45	<0.45	<0.45	<0.44	<0.50	<0.40	<1.0	<1.0	<0.50	<0.50
p/m Xylene (ug/L)	Total Xylenes	<0.30	<0.31	<0.31	<0.31	<0.31	<0.13	<0.70	<1.0	<0.90	<0.90	<0.50	<0.50
o-Xylene (ug/L)	2000 / 400	<0.22	J ^(0.36)	<0.35	<0.35	<0.35	<0.062	<0.30	<0.40	<0.60	<0.60	<0.50	<0.50
Toluene (ug/L)	343 / 68.6	<0.16	<0.16	<0.16	<0.16	<0.16	<0.069	<0.40	<0.40	<0.40	<0.40	<0.20	<0.20

J- Result is less than the LOQ but greater than the LOD

B- Parameter was detected in the method blank.

LOD- Limit of Detection

²- May be associated with chlorination of well.

LOQ-Limit of Quantification

^D-Quantification was performed on a dilution of the sample.

ug/L- Micrograms per Liter (parts per billion).

- Indicates Detection.

*- Inorganic water quality data available.

ND- No Detect.

- Analytical data obtained from the WDNR Special Well Construction Area Data Base, Town of Hudson, Wisconsin.

TABLE 1 (cont.)

	ES / PAL	961 Trout Brook Rd.*											
		Apr-94	May-00	May-01	Mar-02	Jan-03	Jun-04	May-05	Mar-06	Apr-07	May-08	Oct-09	Nov-12
Dichlorodifluoromethane (ug/L)	1000 / 200		<0.14	<0.14	J ^(0.15)	<0.14	<0.063	<0.60	<0.60	<0.29	<0.40	<1.0	<0.20
Tetrachloroethene (ug/L)	5 / 0.5	ND	<0.13	<0.13	<0.13	J ^(0.25)	J ^(0.14)	<0.40	<0.40	<0.29	<0.40	<1.0	<0.13
trans-1,2-Dichloroethene (ug/L)	100 / 20		<0.11	<0.11	<0.11	<0.11	<0.059	<0.60	<0.60	<0.40	<0.50	<1.0	<0.15
1,1,1-Trichloroethane (ug/L)	200 / 40	13	1.4	1.2	1.1	0.79	<0.065	<0.60	<0.60	<0.50	<0.60	<1.0	J ^(0.27)
1,1-Dichloroethene (ug/L)	7 / 0.7	ND	0.28	J ^(0.23)	0.27	0.22	<0.061	<0.50	<0.50	<0.30	<0.40	<1.0	<0.19
1,2-Dichloroethane (ug/L)	5 / 0.5		<0.27	<0.27	<0.27	<0.27	<0.054	<0.50	<0.50	<0.50	<0.30	<1.0	<0.37
1,1,2-Trichloroethane (ug/L)	5 / 0.5		<0.18	<0.18	<0.18	<0.18	<0.052	<0.40	<0.40	<0.50	<0.50	<1.0	<0.15
Trichloroethene (ug/L)	5 / 0.5	10	4.2	4.7	4.1	2.5	2.2	1.8	1.9	1.7	1.7	1.8	1.3
1,1-Dichloroethane (ug/L)	850 / 85	1.3	<0.26	<0.26	<0.26	<0.26	<0.057	<0.50	<0.50	<0.40	<0.40	<1.0	<0.11
cis-1,2-Dichloroethene (ug/L)	70 / 7		<0.12	<0.12	<0.12	0.30	<0.055	<0.60	<0.60	<0.40	<0.40	<1.0	<0.085
Trichlorofluoromethane (ug/L)	3490 / 698	ND	<0.51	<0.51	<0.51	<0.51	<0.060	<0.50	<0.50	<0.70	<0.40	<1.0	<0.13
Chloroethane (ug/L)	400 / 80		<0.24	<0.24	<0.24	<0.24	<0.074	<0.70	<0.70	<0.60	<0.40	<1.0	<0.22
Vinyl chloride (ug/L)	0.2 / 0.02		<0.11	<0.11	<0.11	<0.11	<0.065	<0.12	<0.12	<0.15	<0.15	<0.40	<0.16
Chloromethane (ug/L)	3 / 0.3		<0.090	<0.090	<0.090	<0.090	<0.074	<0.24	<0.24	<0.30	<0.30	<4.0	<0.41
Methylene chloride (ug/L)	5 / 0.5		<0.45	<0.45	<0.45	<0.45	<0.44	<0.40	<0.40	<1.0	<0.50	<4.0	<2.0
p/m Xylene (ug/L)	Total Xylenes		<0.31	<0.31	<0.31	<0.31	<0.13	<1.0	<1.0	<0.90	<0.50	<2.0	<0.22
o-Xylene (ug/L)	2000 / 400		<0.35	<0.35	<0.35	<0.35	<0.062	<0.40	<0.40	<0.60	<0.50	<1.0	<0.10
Toluene (ug/L)	343 / 68.6		<0.16	<0.16	<0.16	<0.16	<0.069	<0.40	<0.40	<0.40	<0.20	<1.0	<0.077

	ES / PAL	961 Trout Brook Rd.*
		Oct-17
Dichlorodifluoromethane (ug/L)	1000 / 200	<0.31
Tetrachloroethene (ug/L)	5 / 0.5	<0.16
trans-1,2-Dichloroethene (ug/L)	100 / 20	<0.21
1,1,1-Trichloroethane (ug/L)	200 / 40	<0.15
1,1-Dichloroethene (ug/L)	7 / 0.7	<0.18
1,2-Dichloroethane (ug/L)	5 / 0.5	<0.32
1,1,2-Trichloroethane (ug/L)	5 / 0.5	<0.22
Trichloroethene (ug/L)	5 / 0.5	0.64
1,1-Dichloroethane (ug/L)	850 / 85	<0.14
cis-1,2-Dichloroethene (ug/L)	70 / 7	<0.20
Trichlorofluoromethane (ug/L)	3490 / 698	<0.13
Chloroethane (ug/L)	400 / 80	<0.44
Vinyl chloride (ug/L)	0.2 / 0.02	<0.096
Chloromethane (ug/L)	3 / 0.3	<1.1
Methylene chloride (ug/L)	5 / 0.5	<1.2
p/m Xylene (ug/L)	Total Xylenes	<0.24
o-Xylene (ug/L)	2000 / 400	<0.17
Toluene (ug/L)	343 / 68.6	<0.17

J- Result is less than the LOQ but greater than the LOD

B- Parameter was detected in the method blank.

LOD- Limit of Detection

²- May be associated with chlorination of well.

LOQ-Limit of Quantification

^D-Quantification was performed on a dilution of the sample.

ug/L- Micrograms per Liter (parts per billion).

- Indicates Detection.

*- Inorganic water quality data available.

ND- No Detect.

- Analytical data obtained from the WDNR Special Well Construction Area Data Base, Town of Hudson, Wisconsin.

TABLE 1 (cont.)

ES / PAL	962 Trout Brook Rd.*						
	Aug-85	Dec-95	Dec-96	Oct-97	Dec-98	Dec-99	Feb-01
Dichlorodifluoromethane (ug/L)	1000 / 200	<0.080	<0.14	<0.14	<0.14	<0.14	<0.14
Tetrachloroethene (ug/L)	5 / 0.5	ND	<0.050	<0.13	<0.13	<0.13	<0.13
trans-1,2-Dichloroethene (ug/L)	100 / 20		<0.040	<0.11	<0.11	<0.11	<0.11
1,1,1-Trichloroethane (ug/L)	200 / 40	8.2	1.4	1.5	0.88	0.38	J ^(0.20)
1,1-Dichloroethene (ug/L)	7 / 0.7	ND	<0.050	J ^(0.15)	<0.10	<0.10	<0.10
1,2-Dichloroethane (ug/L)	5 / 0.5		<0.23	<0.27	<0.27	<0.27	<0.27
1,1,2-Trichloroethane (ug/L)	5 / 0.5		<0.030	<0.18	<0.18	<0.18	<0.18
Trichloroethene (ug/L)	5 / 0.5	1.9	1.2	1.4	1.9	1.6	0.86
1,1-Dichloroethane (ug/L)	850 / 85	ND	<0.10	<0.26	<0.26	<0.26	<0.26
cis-1,2-Dichloroethene (ug/L)	70 / 7		<0.080	<0.12	<0.12	<0.12	<0.12
Trichlorofluoromethane (ug/L)	3490 / 698	ND	<0.080	<0.51	<0.51	<0.51	<0.51
Chloroethane (ug/L)	400 / 80		<0.050	<0.24	<0.24	<0.24	<0.24
Vinyl chloride (ug/L)	0.2 / 0.02		<0.070	<0.11	<0.11	<0.11	<0.11
Chloromethane (ug/L)	3 / 0.3		<0.050	<0.090	<0.090	<0.090	<0.090
Methylene chloride (ug/L)	5 / 0.5		<0.27	<0.45	<0.45	<0.45	<0.45
p/m Xylene (ug/L)	Total Xylenes		<0.30	<0.31	<0.31	<0.31	<0.31
o-Xylene (ug/L)	2000 / 400		<0.22	<0.35	<0.35	<0.35	<0.35
Toluene (ug/L)	343 / 68.6		<0.16	<0.16	<0.16	<0.16	<0.16

ES / PAL	963 Trout Brook Rd.*											
	Sep-85	Feb-97	Oct-97	Aug-98	Sep-99	Nov-00	Feb-02	Apr-03	Jul-04	May-05	Mar-06	Jun-09
Dichlorodifluoromethane (ug/L)	1000 / 200	<0.14	J ^(0.24)	<0.14	<0.14	J ^(0.24)	J ^(0.33)	<0.14	<0.063	<0.60	<0.60	<1.0
Tetrachloroethene (ug/L)	5 / 0.5	3.2	J ^(0.20)	0.92	<0.13	J ^(0.23)	<0.13	<0.13	J ^(0.23)	<0.40	<0.40	<1.0
trans-1,2-Dichloroethene (ug/L)	100 / 20	<0.11	<0.11	<0.11	<0.11	<0.11	<0.11	<0.11	<0.059	<0.60	<0.60	<1.0
1,1,1-Trichloroethane (ug/L)	200 / 40	74	8.3	5.0	3.9	1.7	1.9	1.7	1.1	0.92	J ^(0.87)	J ^(0.75)
1,1-Dichloroethene (ug/L)	7 / 0.7	4.5	0.95	0.54	0.49	0.24	0.32	0.36	J ^(0.18)	J ^(0.14)	<0.50	<0.50
1,2-Dichloroethane (ug/L)	5 / 0.5		<0.27	<0.27	<0.27	<0.27	<0.27	<0.27	<0.27	<0.054	<0.50	<0.50
1,1,2-Trichloroethane (ug/L)	5 / 0.5		<0.18	<0.18	<0.18	<0.18	<0.18	<0.18	<0.18	<0.052	<0.40	<0.40
Trichloroethene (ug/L)	5 / 0.5	52	13	10	9.5	6.5	6.3	5.6	4.3	3.7	3.3	2.7
1,1-Dichloroethane (ug/L)	850 / 85	ND	<0.26	<0.26	<0.26	<0.26	<0.26	<0.26	<0.26	<0.057	<0.50	<0.50
cis-1,2-Dichloroethene (ug/L)	70 / 7		0.36	<0.12	<0.12	<0.12	<0.12	<0.12	<0.12	<0.055	<0.60	<0.60
Trichlorofluoromethane (ug/L)	3490 / 698	ND	<0.51	<0.51	<0.51	<0.51	<0.51	<0.51	<0.51	<0.060	<0.50	<0.50
Chloroethane (ug/L)	400 / 80		<0.24	<0.24	<0.24	<0.24	<0.24	<0.24	<0.24	<0.074	<0.70	<0.70
Vinyl chloride (ug/L)	0.2 / 0.02		<0.11	<0.11	<0.11	<0.11	<0.11	<0.11	<0.11	<0.065	<0.12	<0.12
Chloromethane (ug/L)	3 / 0.3		<0.090	<0.090	<0.090	J ^(0.60)	<0.090	<0.090	<0.090	<0.074	J ^(0.27)	<0.24
Methylene chloride (ug/L)	5 / 0.5		<0.45	<0.45	<0.45	<0.45	<0.45	<0.45	<0.45	<0.44	<0.40	<0.40
p/m Xylene (ug/L)	Total Xylenes		<0.31	<0.31	<0.31	<0.31	<0.31	<0.31	<0.31	<0.13	<1.0	<1.0
o-Xylene (ug/L)	2000 / 400		<0.35	<0.35	<0.35	<0.35	<0.35	<0.35	<0.35	<0.062	<0.40	<0.40
Toluene (ug/L)	343 / 68.6		<0.16	<0.16	<0.16	<0.16	<0.16	<0.16	<0.16	<0.069	<0.40	<0.40

J- Result is less than the LOQ but greater than the LOD

B- Parameter was detected in the method blank.

LOD- Limit of Detection

²- May be associated with chlorination of well.

LOQ-Limit of Quantification

^D-Quantification was performed on a dilution of the sample.

ug/L- Micrograms per Liter (parts per billion).

 - Indicates Detection.

*- Inorganic water quality data available.

ND- No Detect.

a- similar concentration found in trip blank

 - Analytical data obtained from the WDNR Special Well Construction Area Data Base, Town of Hudson, Wisconsin.

TABLE 1 (cont.)

ES / PAL	963 Trout Brook Rd* (cont.)			
	Nov-12	Jul-15	Jul-18	
	Dichlorodifluoromethane (ug/L)	1000 / 200	<0.20	<0.49
Tetrachloroethene (ug/L)	5 / 0.5	<0.13	<0.19	<0.17
trans-1,2-Dichloroethene (ug/L)	100 / 20	<0.15	<0.21	<0.12
1,1,1-Trichloroethane (ug/L)	200 / 40	J ^(0.56)	<0.20	<0.14
1,1-Dichloroethene (ug/L)	7 / 0.7	<0.19	<0.22	<0.16
1,2-Dichloroethane (ug/L)	5 / 0.5	<0.37	<0.17	<0.22
1,1,2-Trichloroethane (ug/L)	5 / 0.5	<0.15	<0.24	<0.18
Trichloroethene (ug/L)	5 / 0.5	2.6	1.9	1.4
1,1-Dichloroethane (ug/L)	850 / 85	<0.11	<0.22	<0.17
cis-1,2-Dichloroethene (ug/L)	70 / 7	<0.085	<0.25	<0.15
Trichlorofluoromethane (ug/L)	3490 / 698	<0.13	<0.18	<0.23
Chloroethane (ug/L)	400 / 80	<0.22	<0.34	<0.49
Vinyl chloride (ug/L)	0.2 / 0.02	<0.16	<0.15	<0.092
Chloromethane (ug/L)	3 / 0.3	<0.41	<0.64	<0.16
Methylene chloride (ug/L)	5 / 0.5	<2.0	<0.56	<0.98
p/m Xylene (ug/L)	Total Xylenes	<0.22	<0.41	<0.31
o-Xylene (ug/L)	2000 / 400	<0.10	<0.19	<0.16
Toluene (ug/L)	343 / 68.6	<0.077	<0.13	<0.083

ES / PAL	964 Trout Brook Rd.*											
	Sep-85	Dec-95	May-00	Jul-03	Apr-04	Jan-05	Apr-05	Jul-06	Dec-06	Jul-07	Jul-08	
Dichlorodifluoromethane (ug/L)	1000 / 200	<0.080	<0.14	<0.14	<0.063	<0.40	<0.60	<0.29	<0.29	<0.40	<0.40	
Tetrachloroethene (ug/L)	5 / 0.5	1.0	J ^(0.19)	<0.13	<0.13	J ^(0.18)	<0.40	<0.40	<0.29	<0.29	<0.40	
trans-1,2-Dichloroethene (ug/L)	100 / 20	<0.040	<0.11	<0.11	<0.059	<0.50	<0.60	<0.40	<0.40	<0.50	<0.50	
1,1,1-Trichloroethane (ug/L)	200 / 40	30	3.9	0.52	0.46	0.50	<0.50	<0.60	<0.50	<0.50	<0.60	J ^(0.96)
1,1-Dichloroethene (ug/L)	7 / 0.7	ND	B ^(0.91)	J ^(0.14)	<0.10	<0.061	<0.30	<0.50	<0.30	<0.30	<0.40	<0.40
1,2-Dichloroethane (ug/L)	5 / 0.5	<0.23	<0.27	<0.27	<0.27	<0.054	<0.40	<0.50	<0.50	<0.30	<0.30	
1,1,2-Trichloroethane (ug/L)	5 / 0.5	<0.030	<0.18	<0.18	<0.18	<0.052	<0.40	<0.40	<0.50	<0.50	<0.50	
Trichloroethene (ug/L)	5 / 0.5	21	6.4	2.7	2.0	2.2	2.6	2.3	2.2	2.1	2.2	2.0
1,1-Dichloroethane (ug/L)	850 / 85	ND	<0.10	<0.26	<0.26	<0.057	<0.50	<0.50	<0.40	<0.40	<0.40	<0.40
cis-1,2-Dichloroethene (ug/L)	70 / 7	<0.080	<0.12	<0.12	<0.12	<0.055	<0.25	<0.60	<0.40	<0.40	<0.40	<0.40
Trichlorofluoromethane (ug/L)	3490 / 698	ND	<0.080	<0.51	<0.51	<0.060	<0.50	<0.50	<0.70	<0.70	<0.40	<0.40
Chloroethane (ug/L)	400 / 80	<0.050	<0.24	<0.24	<0.074	<0.50	<0.70	<0.60	<0.60	<0.40	<0.40	
Vinyl chloride (ug/L)	0.2 / 0.02	<0.070	<0.11	<0.11	<0.065	<0.12	<0.12	<0.15	<0.15	<0.15	<0.15	
Chloromethane (ug/L)	3 / 0.3	B J ^(0.12)	<0.090	<0.090	<0.074	J ^(0.60)	<0.24	<0.30	<0.30	<0.30	<0.30	
Methylene chloride (ug/L)	5 / 0.5	<0.27	<0.45	<0.45	<0.44	<0.50	1.4	<1.0	<1.0	<0.50	<0.50	
p/m Xylene (ug/L)	Total Xylenes	<0.30	<0.31	<0.31	<0.13	<0.70	<1.0	<0.90	<0.90	<0.50	<0.50	
o-Xylene (ug/L)	2000 / 400	<0.22	<0.35	<0.35	<0.062	<0.30	<0.40	<0.60	<0.60	<0.50	<0.50	
Toluene (ug/L)	343 / 68.6	<0.16	<0.16	<0.16	<0.069	<0.40	<0.40	<0.40	<0.40	<0.20	<0.20	

J- Result is less than the LOQ but greater than the LOD

B- Parameter was detected in the method blank.

LOD- Limit of Detection

²- May be associated with chlorination of well.

LOQ-Limit of Quantification

^D- Quantification was performed on a dilution of the sample.

ug/L- Micrograms per Liter (parts per billion).

- Indicates Detection.

*- Inorganic water quality data available.

ND- No Detect.

a- similar concentration found in trip blank

- Analytical data obtained from the WDNR Special Well Construction Area Data Base, Town of Hudson, Wisconsin.

TABLE 1 (cont.)

ES / PAL	965 Trout Brook Rd.*											
	Sep-85	Jun-92	Nov-92	Dec-95	Mar-97	Oct-97	Aug-98	Dec-98	Dec-99	Apr-02	Jul-03	Feb-01
Dichlorodifluoromethane (ug/L)	1000 / 200			<0.080	J ^(0.16)	J ^(0.21)	<0.14	<0.14	<0.14	J ^(0.17)	<0.14	J ^(0.68)
Tetrachloroethene (ug/L)	5 / 0.5	6.1	ND	J ^(0.46)	J ^(0.19)	J ^(0.19)	<0.13	<0.13	J ^(0.14)	<0.13	J ^(0.27)	J ^(0.13)
trans-1,2-Dichloroethene (ug/L)	100 / 20			<0.040	<0.11	<0.11	<0.11	<0.11	<0.11	<0.11	<0.11	<0.11
1,1,1-Trichloroethane (ug/L)	200 / 40	80	18	20	9.1	4.5	3.9	<0.19	2.6	1.8	1.2	1.0
1,1-Dichloroethene (ug/L)	7 / 0.7	6.8	3.1	1.9	2.5	0.65	0.33	<0.10	<0.10	0.23	0.26	J ^(0.15)
1,2-Dichloroethane (ug/L)	5 / 0.5			<0.23	<0.27	<0.27	<0.27	<0.27	<0.27	<0.27	<0.27	<0.27
1,1,2-Trichloroethane (ug/L)	5 / 0.5			<0.030	<0.18	<0.18	<0.18	<0.18	<0.18	<0.18	<0.18	<0.18
Trichloroethene (ug/L)	5 / 0.5	50	17	18	15	9.0	8.7	<0.14	6.0	5.6	4.5	3.6
1,1-Dichloroethane (ug/L)	850 / 85	ND	1.2	1.8	0.96	<0.26	<0.26	<0.26	<0.26	<0.26	<0.26	<0.26
cis-1,2-Dichloroethene (ug/L)	70 / 7			<0.080	<0.12	<0.12	<0.12	<0.12	<0.12	<0.12	<0.12	0.86
Trichlorofluoromethane (ug/L)	3490 / 698	ND		J ^(0.76)	<0.51	<0.51	<0.51	<0.51	<0.51	<0.51	<0.51	J ^(0.59)
Chloroethane (ug/L)	400 / 80			<0.050	<0.24	<0.24	<0.24	<0.24	<0.24	<0.24	<0.24	<0.24
Vinyl chloride (ug/L)	0.2 / 0.02			<0.070	<0.11	<0.11	<0.11	<0.11	<0.11	<0.11	<0.11	<0.11
Chloromethane (ug/L)	3 / 0.3			B J ^(0.34)	<0.090	<0.090	<0.090	<0.090	<0.090	<0.090	<0.090	<0.090
Methylene chloride (ug/L)	5 / 0.5			<0.27	<0.45	<0.45	<0.45	<0.45	<0.45	<0.45	<0.45	<0.45
p/m Xylene (ug/L)	Total Xylenes			<0.30	<0.31	<0.31	<0.31	<0.31	<0.31	<0.31	<0.31	<0.31
o-Xylene (ug/L)	2000 / 400			<0.22	<0.35	<0.35	<0.35	<0.35	<0.35	<0.35	<0.35	<0.35
Toluene (ug/L)	343 / 68.6			<0.16	<0.16	<0.16	<0.16	<0.16	<0.16	<0.16	<0.16	<0.16

ES / PAL	965 Trout Brook Rd.* (cont.)												
	Jun-04	Apr-05	Apr-06	Jun-07	Jun-08	Jun-09	Jun-10	Oct-11	Jun-12	Nov-12	Jun-15	Feb-18	
Dichlorodifluoromethane (ug/L)	1000 / 200	<0.063	<0.60	<0.60	<0.40	<0.40	<1.0	<0.30	<0.23	<0.20	<0.20	<0.49	<0.31
Tetrachloroethene (ug/L)	5 / 0.5	<0.075	<0.40	<0.40	J ^(0.77)	<0.40	<1.0	<0.15	<0.26	J ^(0.17)	<0.13	<0.19	<0.16
trans-1,2-Dichloroethene (ug/L)	100 / 20	<0.059	<0.60	<0.60	<0.50	<0.50	<1.0	<0.11	<0.21	<0.14	<0.15	<0.21	<0.21
1,1,1-Trichloroethane (ug/L)	200 / 40	<0.065	<0.60	<0.60	<0.60	J ^(1.1)	1.7	1.6	J ^(0.58)	J ^(0.45)	J ^(0.40)	J ^(0.26)	<0.15
1,1-Dichloroethene (ug/L)	7 / 0.7	<0.061	<0.50	<0.50	<0.40	<0.40	<1.0	<0.20	<0.47	<0.19	<0.19	<0.22	<0.18
1,2-Dichloroethane (ug/L)	5 / 0.5	<0.054	<0.50	<0.50	<0.30	<0.30	<1.0	<0.080	<0.23	<0.37	<0.37	<0.17	<0.32
1,1,2-Trichloroethane (ug/L)	5 / 0.5	<0.052	<0.40	<0.40	<0.50	<0.50	<1.0	<0.11	<0.38	<0.015	<0.15	<0.24	<0.22
Trichloroethene (ug/L)	5 / 0.5	<0.074	2.3	2.0	1.9	1.8	2.2	2.3	1.9	1.9	2.0	1.5	1.0
1,1-Dichloroethane (ug/L)	850 / 85	<0.057	<0.50	<0.50	<0.40	<0.40	<1.0	<0.080	<0.23	<0.11	<0.11	<0.22	<0.14
cis-1,2-Dichloroethene (ug/L)	70 / 7	<0.055	<0.60	<0.60	<0.40	<0.40	<1.0	<0.23	<0.37	<0.085	<0.085	<0.25	<0.20
Trichlorofluoromethane (ug/L)	3490 / 698	<0.060	<0.50	<0.50	<0.40	<0.40	<1.0	<0.14	<0.30	<0.13	<0.13	<0.18	<0.13
Chloroethane (ug/L)	400 / 80	<0.074	<0.70	<0.70	<0.40	<0.40	<1.0	<0.32	<0.32	<0.22	<0.22	<0.34	<0.44
Vinyl chloride (ug/L)	0.2 / 0.02	<0.065	<0.12	<0.12	<0.15	<0.15	<0.40	<0.11	<0.17	<0.16	<0.16	<0.15	<0.096
Chloromethane (ug/L)	3 / 0.3	<0.074	<0.24	<0.24	<0.30	<0.30	<4.0	<0.36	<0.36	<0.41	<0.41	<0.64	<1.1
Methylene chloride (ug/L)	5 / 0.5	<0.44	<0.40	<0.40	<0.50	<0.50	<4.0	<2.0	<5.0	<2.0	<2.0	<0.56	<1.2
p/m Xylene (ug/L)	Total Xylenes	<0.13	<1.0	<1.0	<0.50	<0.50	<2.0	<0.15	<0.66	<0.17	<0.22	<0.41	<0.24
o-Xylene (ug/L)	2000 / 400	<0.062	<0.40	<0.40	<0.50	<0.50	<1.0	<0.10	<0.46	<0.077	<0.10	<0.19	<0.17
Toluene (ug/L)	343 / 68.6	<0.069	<0.40	<0.40	<0.20	<0.20	<1.0	<0.11	<0.39	<0.076	<0.077	<0.13	<0.17

J- Result is less than the LOQ but greater than the LOD

B- Parameter was detected in the method blank.

LOD- Limit of Detection

²- May be associated with chlorination of well.

LOQ-Limit of Quantification

ᵁ- Quantification was performed on a dilution of the sample.

ug/L- Micrograms per Liter (parts per billion).

- Indicates Detection.

*- Inorganic water quality data available.

ND- No Detect.

a- similar concentration found in trip blank

- Analytical data obtained from the WDNR Special Well Construction Area Data Base, Town of Hudson, Wisconsin.

TABLE 1 (cont.)

	ES / PAL	967 Trout Brook Rd.											
		Sep-85	Sep-89	Dec-90	Dec-95	Mar-97	Jun-97	Mar-00	Jun-01	Jun-02	Jul-03	Jan-05	Feb-06
Dichlorodifluoromethane (ug/L)	1000 / 200				<0.080	<0.14	<0.14	<0.14	<0.14	<0.14	<0.14	<0.40	<0.60
Tetrachloroethene (ug/L)	5 / 0.5	2.2	ND	ND	<0.050	<0.13	<0.13	<0.13	<0.13	<0.13	<0.13	<0.40	<0.40
trans-1,2-Dichloroethene (ug/L)	100 / 20				<0.040	<0.11	<0.11	<0.11	<0.11	<0.11	<0.11	<0.50	<0.60
1,1,1-Trichloroethane (ug/L)	200 / 40	54	ND	ND	<0.050	<0.19	<0.19	<0.19	<0.19	<0.19	<0.19	<0.50	<0.60
1,1-Dichloroethene (ug/L)	7 / 0.7	3.1	ND	ND	<0.050	0.33	<0.10	0.25	0.33	0.34	0.21	J ^(0.34)	<0.50
1,2-Dichloroethane (ug/L)	5 / 0.5				<0.23	<0.27	<0.27	<0.27	<0.27	<0.27	<0.27	<0.40	<0.50
1,1,2-Trichloroethane (ug/L)	5 / 0.5				<0.030	<0.18	<0.18	<0.18	<0.18	<0.18	<0.18	<0.40	<0.40
Trichloroethene (ug/L)	5 / 0.5	31	ND	ND	<0.06	J ^(0.21)	<0.14	<0.14	J ^(0.25)	<0.14	0.36	J ^(0.25)	J ^(0.30)
1,1-Dichloroethane (ug/L)	850 / 85	ND	ND	ND	<0.10	<0.26	<0.26	<0.26	<0.26	<0.26	<0.26	<0.50	<0.50
cis-1,2-Dichloroethene (ug/L)	70 / 7				<0.080	<0.12	<0.12	<0.12	<0.12	<0.12	<0.12	<0.25	<0.60
Trichlorofluoromethane (ug/L)	3490 / 698	ND	ND	ND	<0.080	<0.51	<0.51	<0.51	<0.51	<0.51	<0.51	<0.50	<0.50
Chloroethane (ug/L)	400 / 80				<0.050	<0.24	<0.24	<0.24	<0.24	<0.24	<0.24	<0.50	<0.70
Vinyl chloride (ug/L)	0.2 / 0.02				<0.070	<0.11	<0.11	<0.11	<0.11	<0.11	<0.11	<0.12	<0.12
Chloromethane (ug/L)	3 / 0.3				<0.050	<0.090	<0.090	<0.090	<0.090	<0.090	<0.090	<0.30	<0.24
Methylene chloride (ug/L)	5 / 0.5				<0.27	<0.45	<0.45	<0.45	<0.45	<0.45	<0.45	<0.50	<0.40
p/m Xylene (ug/L)	Total Xylenes				<0.30	<0.31	<0.31	<0.31	<0.31	<0.31	<0.31	<0.70	<1.0
o-Xylene (ug/L)	2000 / 400				0.59	<0.35	<0.35	<0.35	<0.35	<0.35	<0.35	<0.30	<0.40
Toluene (ug/L)	343 / 68.6				0.58	<0.16	<0.16	<0.16	<0.16	<0.16	<0.16	<0.40	<0.40

	ES / PAL	967 Trout Brook Rd. (cont.)				
		Dec-06	Jun-07	Mar-08	May-09	Jun-14
Dichlorodifluoromethane (ug/L)	1000 / 200	<0.29	<0.40	<0.40	<1.0	<0.50
Tetrachloroethene (ug/L)	5 / 0.5	<0.29	<0.40	<0.40	<1.0	<0.16
trans-1,2-Dichloroethene (ug/L)	100 / 20	<0.40	<0.50	<0.50	<1.0	<0.23
1,1,1-Trichloroethane (ug/L)	200 / 40	<0.50	<0.60	<0.60	<1.0	<0.26
1,1-Dichloroethene (ug/L)	7 / 0.7	<0.30	<0.40	<0.40	<1.0	<0.20
1,2-Dichloroethane (ug/L)	5 / 0.5	<0.50	<0.30	<0.30	<1.0	<0.13
1,1,2-Trichloroethane (ug/L)	5 / 0.5	<0.50	<0.50	<0.50	<1.0	<0.13
Trichloroethene (ug/L)	5 / 0.5	0.54	J ^(0.46)	J ^(0.24)	<0.25	0.71
1,1-Dichloroethane (ug/L)	850 / 85	<0.40	<0.40	<0.40	<1.0	<0.16
cis-1,2-Dichloroethene (ug/L)	70 / 7	<0.40	<0.40	<0.40	<1.0	<0.13
Trichlorofluoromethane (ug/L)	3490 / 698	<0.70	<0.40	<0.40	<1.0	<0.22
Chloroethane (ug/L)	400 / 80	<0.60	<0.40	<0.40	<1.0	<0.24
Vinyl chloride (ug/L)	0.2 / 0.02	<0.15	<0.15	<0.15	<0.40	<0.20
Chloromethane (ug/L)	3 / 0.3	<0.30	<0.30	<0.30	<4.0	<0.34
Methylene chloride (ug/L)	5 / 0.5	<1.0	<0.50	<0.50	<4.0	<2.0
p/m Xylene (ug/L)	Total Xylenes	<0.90	<0.50	<0.50	<2.0	<0.31
o-Xylene (ug/L)	2000 / 400	<0.60	<0.50	<0.50	<1.0	<0.094
Toluene (ug/L)	343 / 68.6	<0.40	<0.20	<0.20	<1.0	<0.11

J- Result is less than the LOQ but greater than the LOD

B- Parameter was detected in the method blank.

LOD- Limit of Detection

²- May be associated with chlorination of well.

LOQ-Limit of Quantification

^U-Quantification was performed on a dilution of the sample.

ug/L- Micrograms per Liter (parts per billion).

- Indicates Detection.

*- Inorganic water quality data available.

ND- No Detect.

a- similar concentration found in trip blank

- Analytical data obtained from the WDNR Special Well Construction Area Data Base, Town of Hudson, Wisconsin.

TABLE 1 (cont.)

ES / PAL	977 Trout Brook Rd.		982	984	992
	Aug-98	Jul-01	Trout Brook Rd.	Trout Brook Rd.	Trout Brook Rd.
			May-92	May-92	Dec-91
Dichlorodifluoromethane (ug/L)	1000 / 200	<0.14	J ^(0.57)		
Tetrachloroethene (ug/L)	5 / 0.5	<0.13	J ^(0.20)	ND	ND
trans-1,2-Dichloroethene (ug/L)	100 / 20	<0.11	<0.11		
1,1,1-Trichloroethane (ug/L)	200 / 40	<0.19	J ^(0.19)	ND	ND
1,1-Dichloroethene (ug/L)	7 / 0.7	<0.10	<0.10	ND	ND
1,2-Dichloroethane (ug/L)	5 / 0.5	<0.27	<0.27		
1,1,2-Trichloroethane (ug/L)	5 / 0.5	<0.18	<0.18		
Trichloroethene (ug/L)	5 / 0.5	0.50	0.73	ND	ND
1,1-Dichloroethane (ug/L)	850 / 85	<0.26	0.31	ND	ND
cis-1,2-Dichloroethene (ug/L)	70 / 7	<0.12	<0.12		
Trichlorofluoromethane (ug/L)	3490 / 698	<0.51	J ^(0.71)	ND	ND
Chloroethane (ug/L)	400 / 80	<0.24	<0.24		
Vinyl chloride (ug/L)	0.2 / 0.02	<0.11	<0.11		
Chloromethane (ug/L)	3 / 0.3	<0.090	<0.090		
Methylene chloride (ug/L)	5 / 0.5	<0.45	<0.45		
p/m Xylene (ug/L)	Total Xylenes	<0.31	<0.31		
o-Xylene (ug/L)	2000 / 400	<0.35	<0.35		
Toluene (ug/L)	343 / 68.6	<0.16	<0.16		

ES / PAL	450 Virtue Rd.										
	Mar-00	Jun-01	Jun-02	Jun-03	Jun-04	May-05	Jul-06	Aug-06	Jul-07	Jul-08	
Dichlorodifluoromethane (ug/L)	1000 / 200	<0.14	<0.14	<0.14	<0.14	<0.063	<0.60	<0.29	<0.29	<0.40	<0.40
Tetrachloroethene (ug/L)	5 / 0.5	<0.13	<0.13	<0.13	<0.13	<0.075	<0.40	<0.29	<0.29	<0.40	<0.40
trans-1,2-Dichloroethene (ug/L)	100 / 20	<0.11	<0.11	<0.11	<0.11	<0.059	<0.60	<0.40	<0.40	<0.50	<0.50
1,1,1-Trichloroethane (ug/L)	200 / 40	<0.19	<0.19	<0.19	<0.19	<0.065	<0.60	<0.50	<0.50	<0.60	<0.60
1,1-Dichloroethene (ug/L)	7 / 0.7	<0.10	<0.10	<0.10	<0.10	<0.061	<0.50	<0.30	<0.30	<0.40	<0.40
1,2-Dichloroethane (ug/L)	5 / 0.5	<0.27	<0.27	<0.27	<0.27	<0.054	<0.50	<0.50	<0.50	<0.30	<0.30
1,1,2-Trichloroethane (ug/L)	5 / 0.5	<0.18	<0.18	<0.18	<0.18	<0.052	<0.40	<0.50	<0.50	<0.50	<0.50
Trichloroethene (ug/L)	5 / 0.5	<0.14	<0.14	<0.14	J ^(0.14)	<0.074	<0.15	J ^(0.16)	<0.15	<0.15	<0.15
1,1-Dichloroethane (ug/L)	850 / 85	<0.26	<0.26	<0.26	<0.26	<0.057	<0.50	<0.40	<0.40	<0.40	<0.40
cis-1,2-Dichloroethene (ug/L)	70 / 7	<0.12	<0.12	<0.12	<0.12	<0.055	<0.60	<0.40	<0.40	<0.40	<0.40
Trichlorofluoromethane (ug/L)	3490 / 698	<0.51	<0.51	<0.51	<0.51	<0.060	<0.50	<0.70	<0.70	<0.40	<0.40
Chloroethane (ug/L)	400 / 80	<0.24	<0.24	<0.24	<0.24	<0.074	<0.70	<0.60	<0.60	<0.40	<0.40
Vinyl chloride (ug/L)	0.2 / 0.02	<0.11	<0.11	<0.11	<0.11	<0.065	<0.12	<0.15	<0.15	<0.15	<0.15
Chloromethane (ug/L)	3 / 0.3	<0.090	<0.090	<0.090	<0.090	<0.074	<0.24	<0.30	<0.30	<0.30	<0.30
Methylene chloride (ug/L)	5 / 0.5	<0.45	<0.45	<0.45	<0.45	<0.44	<0.40	<1.0	<1.0	<0.50	<0.50
p/m Xylene (ug/L)	Total Xylenes	<0.31	<0.31	<0.31	<0.31	<0.13	<1.0	<0.90	<0.90	<0.50	<0.50
o-Xylene (ug/L)	2000 / 400	<0.35	<0.35	<0.35	<0.35	<0.062	<0.40	<0.60	<0.60	<0.50	<0.50
Toluene (ug/L)	343 / 68.6	<0.16	<0.16	<0.16	<0.16	<0.069	<0.40	<0.40	<0.40	<0.20	<0.20

J- Result is less than the LOQ but greater than the LOD

B- Parameter was detected in the method blank.

LOD- Limit of Detection

²- May be associated with chlorination of well.

LOQ-Limit of Quantification

ᵀ-Quantification was performed on a dilution of the sample.

ug/L- Micrograms per Liter (parts per billion).

- Indicates Detection.

*- Inorganic water quality data available.

ND- No Detect.

- Analytical data obtained from the WDNR Special Well Construction Area Data Base, Town of Hudson, Wisconsin.

TABLE 1 (cont.)

		451 Virtue Rd.									
ES / PAL		Mar-00	Jul-01	Dec-01	Jun-02	Jul-03	Jun-04	May-05	Jul-06	Jul-07	Jul-08
Dichlorodifluoromethane (ug/L)	1000 / 200	<0.14	<0.14	<0.14	<0.14	<0.14	<0.063	<0.60	<0.29	<0.40	<0.40
Tetrachloroethene (ug/L)	5 / 0.5	<0.13	<0.13	<0.13	<0.13	<0.13	<0.075	<0.40	<0.29	<0.40	<0.40
trans-1,2-Dichloroethene (ug/L)	100 / 20	<0.11	<0.11	<0.11	<0.11	<0.11	<0.059	<0.60	<0.40	<0.50	<0.50
1,1,1-Trichloroethane (ug/L)	200 / 40	<0.19	<0.19	<0.19	<0.19	<0.19	<0.065	<0.60	<0.50	<0.60	<0.60
1,1-Dichloroethene (ug/L)	7 / 0.7	<0.10	<0.10	<0.10	<0.10	<0.10	<0.061	<0.50	<0.30	<0.40	<0.40
1,2-Dichloroethane (ug/L)	5 / 0.5	<0.27	<0.27	<0.27	<0.27	<0.27	<0.054	<0.50	<0.50	<0.30	<0.30
1,1,2-Trichloroethane (ug/L)	5 / 0.5	<0.18	<0.18	<0.18	<0.18	<0.18	<0.052	<0.40	<0.50	<0.50	<0.50
Trichloroethene (ug/L)	5 / 0.5	<0.14	J ^(0.26)	<0.14	<0.14	<0.14	<0.074	<0.15	<0.15	<0.15	<0.15
1,1-Dichloroethane (ug/L)	850 / 85	<0.26	<0.26	<0.26	<0.26	<0.26	<0.057	<0.50	<0.40	<0.40	<0.40
cis-1,2-Dichloroethene (ug/L)	70 / 7	<0.12	<0.12	<0.12	<0.12	<0.12	<0.055	<0.60	<0.40	<0.40	<0.40
Trichlorofluoromethane (ug/L)	3490 / 698	<0.51	<0.51	<0.51	<0.51	<0.51	<0.060	<0.50	<0.70	<0.40	<0.40
Chloroethane (ug/L)	400 / 80	<0.24	<0.24	<0.24	<0.24	<0.24	<0.074	<0.70	<0.60	<0.40	<0.40
Vinyl chloride (ug/L)	0.2 / 0.02	<0.11	<0.11	<0.11	<0.11	<0.11	<0.065	<0.12	<0.15	<0.15	<0.15
Chloromethane (ug/L)	3 / 0.3	<0.090	<0.090	<0.090	<0.090	<0.090	<0.074	<0.24	<0.30	J ^(0.30)	<0.30
Methylene chloride (ug/L)	5 / 0.5	<0.45	<0.45	<0.45	<0.45	<0.45	<0.44	<0.40	<1.0	<0.50	<0.50
p/m Xylene (ug/L)	Total Xylenes	<0.31	<0.31	<0.31	<0.31	<0.31	<0.13	<1.0	<0.90	<0.50	<0.50
o-Xylene (ug/L)	2000 / 400	<0.35	<0.35	<0.35	<0.35	<0.35	<0.062	<0.40	<0.60	<0.50	<0.50
Toluene (ug/L)	343 / 68.6	<0.16	<0.16	<0.16	<0.16	<0.16	<0.069	<0.40	<0.40	<0.20	<0.20

		912 Waxon Ln.											
ES / PAL		Jan-02	Jun-02	Feb-03	Nov-04	May-04	Feb-05	Mar-06	Jun-07	May-08	Oct-09	Mar-16	Jun-18
Dichlorodifluoromethane (ug/L)	1000 / 200	J ^(0.38)	J ^(0.66)	<0.14	7.2	J ^(0.17)	4.1	<0.60	<0.40	<0.40	<1.0	<0.49	<0.23
Tetrachloroethene (ug/L)	5 / 0.5	<0.13	<0.13	<0.13	<0.40	J ^(0.29)	<0.40	<0.40	<0.40	<0.40	<1.0	<0.19	<0.17
trans-1,2-Dichloroethene (ug/L)	100 / 20	<0.11	<0.11	<0.11	<0.50	<0.059	<0.60	<0.60	<0.50	<0.50	<1.0	<0.21	<0.12
1,1,1-Trichloroethane (ug/L)	200 / 40	<0.19	<0.19	<0.19	<0.50	J ^(0.15)	<0.60	<0.60	<0.60	<0.60	<1.0	<0.20	<0.14
1,1-Dichloroethene (ug/L)	7 / 0.7	<0.10	<0.10	<0.10	<0.30	<0.061	<0.50	<0.50	<0.40	<0.40	<1.0	<0.22	<0.16
1,2-Dichloroethane (ug/L)	5 / 0.5	<0.27	<0.27	<0.27	<0.40	<0.054	<0.50	<0.50	<0.30	<0.30	<1.0	<0.17	<0.22
1,1,2-Trichloroethane (ug/L)	5 / 0.5	<0.18	<0.18	<0.18	<0.40	<0.052	<0.40	<0.40	<0.50	<0.50	<1.0	<0.24	<0.18
Trichloroethene (ug/L)	5 / 0.5	1.8	1.8	1.8	1.5	2.1	2.1	2.0	<0.15	2.3	<0.25	0.74	0.93
1,1-Dichloroethane (ug/L)	850 / 85	<0.26	<0.26	<0.26	<0.50	<0.057	<0.50	<0.50	<0.40	<0.40	<1.0	<0.22	<0.17
cis-1,2-Dichloroethene (ug/L)	70 / 7	<0.12	<0.12	<0.12	<0.25	<0.055	<0.60	<0.60	<0.40	<0.40	<1.0	<0.25	<0.15
Trichlorofluoromethane (ug/L)	3490 / 698	J ^(0.54)	J ^(0.61)	J ^(0.69)	J ^(0.51)	J ^(0.80)	J ^(1.0)	J ^(0.71)	<0.40	J ^(0.47)	<1.0	<0.18	<0.23
Chloroethane (ug/L)	400 / 80	<0.24	<0.24	<0.24	<0.50	<0.074	<0.70	<0.70	<0.40	<0.40	<1.0	<0.34	<0.49
Vinyl chloride (ug/L)	0.2 / 0.02	<0.11	<0.11	<0.11	<0.12	<0.065	<0.12	<0.12	<0.15	<0.15	<0.40	<0.15	<0.092
Chloromethane (ug/L)	3 / 0.3	<0.090	<0.090	<0.090	<0.50	<0.074	<0.24	<0.24	<0.30	<0.30	<4.0	<0.64	<0.16
Methylene chloride (ug/L)	5 / 0.5	<0.45	<0.45	<0.45	<0.50	<0.44	<0.40	<0.40	<0.50	<0.50	<4.0	<0.56	<0.98
p/m Xylene (ug/L)	Total Xylenes	<0.31	<0.31	<0.31	<0.70	<0.13	<1.0	<1.0	<0.50	<0.50	<2.0	<0.41	<0.31
o-Xylene (ug/L)	2000 / 400	<0.35	<0.35	<0.35	<0.30	<0.062	<0.40	<0.40	<0.50	<0.50	<1.0	<0.19	<0.16
Toluene (ug/L)	343 / 68.6	<0.16	<0.16	<0.16	<0.40	<0.069	<0.40	<0.40	<0.20	<0.20	<1.0	<0.13	J ^(0.10)

J- Result is less than the LOQ but greater than the LOD

B- Parameter was detected in the method blank.

LOD- Limit of Detection

2- May be associated with chlorination of well.

LOQ-Limit of Quantification

D -Quantification was performed on a dilution of the sample.

ug/L- Micrograms per Liter (parts per billion).

- Indicates Detection.

*- Inorganic water quality data available.

ND- No Detect.

- Analytical data obtained from the WDNR Special Well Construction Area Data Base, Town of Hudson, Wisconsin.

TABLE 1 (cont.)

ES / PAL	913 Waxon Ln.												
	Jul-00	Nov-00	Jul-01	Feb-03	May-04	Feb-05	Apr-06	Jun-07	May-08	Oct-09	Mar-11	Jun-17	
Dichlorodifluoromethane (ug/L)	1000 / 200	<0.14	J ^(0.33)	J ^(0.70)	<1.0	J ^(0.14)	4.6	<0.60	<0.40	<0.40	<1.0	<0.25	<0.23
Tetrachloroethene (ug/L)	5 / 0.5	J ^(0.20)	<0.13	0.41	<0.13	J ^(0.28)	J ^(0.47)	<0.40	<0.40	<0.40	<1.0	<0.26	<0.25
trans-1,2-Dichloroethene (ug/L)	100 / 20	<0.11	<0.11	<0.11	<0.11	<0.059	<0.60	<0.60	<0.50	<0.50	<1.0	<0.21	<0.16
1,1,1-Trichloroethane (ug/L)	200 / 40	<0.19	J ^(0.20)	J ^(0.21)	<0.19	<0.065	<0.60	<0.60	<0.60	<0.60	<1.0	<0.26	<0.17
1,1-Dichloroethene (ug/L)	7 / 0.7	<0.10	<0.10	<0.10	<0.10	<0.061	<0.50	<0.50	<0.40	<0.40	<1.0	<0.47	<0.28
1,2-Dichloroethane (ug/L)	5 / 0.5	<0.27	<0.27	<0.27	<0.27	<0.054	<0.50	<0.50	<0.30	<0.30	<1.0	<0.23	<0.17
1,1,2-Trichloroethane (ug/L)	5 / 0.5	<0.18	<0.18	<0.18	<0.18	<0.052	<0.40	<0.40	<0.50	<0.50	<1.0	<0.26	<0.15
Trichloroethene (ug/L)	5 / 0.5	1.7	1.5	2.1	1.6	1.9	1.8	2.1	1.7	1.7	1.9	1.5	1.2
1,1-Dichloroethane (ug/L)	850 / 85	<0.26	<0.26	0.36	<0.26	<0.057	<0.50	<0.50	<0.40	<0.40	<1.0	<0.23	<0.17
cis-1,2-Dichloroethene (ug/L)	70 / 7	<0.12	<0.12	<0.12	<0.12	<0.055	<0.60	<0.60	<0.40	<0.40	<1.0	<0.37	<0.12
Trichlorofluoromethane (ug/L)	3490 / 698	1.1	J ^(0.92)	1.1	<0.51	J ^(0.72)	J ^(0.77)	J ^(0.66)	<0.40	J ^(0.73)	<1.0	J ^(0.39)	<0.33
Chloroethane (ug/L)	400 / 80	<0.24	<0.24	<0.24	<0.24	<0.074	<0.70	<0.70	<0.40	<0.40	<1.0	<0.32	<0.34
Vinyl chloride (ug/L)	0.2 / 0.02	<0.11	<0.11	<0.11	<0.11	<0.065	<0.12	<0.12	<0.15	<0.15	<0.40	<0.17	<0.069
Chloromethane (ug/L)	3 / 0.3	<0.090	<0.090	<0.090	<0.090	<0.074	<0.24	<0.24	<0.30	<0.30	<4.0	J ^(0.39)	<0.25
Methylene chloride (ug/L)	5 / 0.5	<0.45	<0.45	<0.45	<0.45	<0.44	<0.40	<0.40	<0.50	<0.50	<4.0	<1.1	<0.29
p/m Xylene (ug/L)	Total Xylenes	<0.31	<0.31	<0.31	<0.31	<0.13	<1.0	<1.0	<0.50	<0.50	<2.0	<0.66	<0.11
o-Xylene (ug/L)	2000 / 400	<0.35	<0.35	<0.35	<0.35	<0.062	<0.40	<0.40	<0.50	<0.50	<1.0	<0.46	<0.20
Toluene (ug/L)	343 / 68.6	<0.16	<0.16	<0.16	<0.16	<0.069	<0.40	<0.40	<0.20	<0.20	<1.0	<0.39	<0.14

ES / PAL	919 Waxon Ln.											
	Mar-02	Jan-03	May-04	May-05	Jul-06	Jun-07	May-08	Oct-09	Dec-12	Jul-15	Jun-17	
Dichlorodifluoromethane (ug/L)	1000 / 200	J ^(0.21)	J ^(0.34)	<0.063	<0.60	<0.29	<0.40	<0.40	<1.0	<0.20	<0.49	<0.23
Tetrachloroethene (ug/L)	5 / 0.5	<0.13	J ^(0.21)	J ^(0.23)	<0.40	<0.29	<0.40	<0.40	<1.0	<0.13	<0.19	<0.25
trans-1,2-Dichloroethene (ug/L)	100 / 20	<0.11	<0.11	<0.059	<0.60	<0.40	<0.50	<0.50	<1.0	<0.15	<0.21	<0.16
1,1,1-Trichloroethane (ug/L)	200 / 40	<0.19	<0.19	<0.065	<0.60	<0.50	<0.60	<0.60	<1.0	<0.19	<0.20	<0.17
1,1-Dichloroethene (ug/L)	7 / 0.7	<0.10	<0.10	<0.061	<0.50	<0.30	<0.40	<0.40	<1.0	<0.19	<0.22	<0.28
1,2-Dichloroethane (ug/L)	5 / 0.5	<0.27	<0.27	<0.054	<0.50	<0.50	<0.30	<0.30	<1.0	<0.37	<0.17	<0.17
1,1,2-Trichloroethane (ug/L)	5 / 0.5	<0.18	<0.18	<0.052	<0.40	<0.50	<0.50	<0.50	<1.0	<0.15	<0.24	<0.15
Trichloroethene (ug/L)	5 / 0.5	1.3	1.6	1.9	1.8	1.6	1.5	1.7	1.6	1.2	0.99	0.89
1,1-Dichloroethane (ug/L)	850 / 85	<0.26	<0.26	<0.057	<0.50	<0.40	<0.40	<0.40	<1.0	<0.11	<0.22	<0.17
cis-1,2-Dichloroethene (ug/L)	70 / 7	<0.12	<0.12	<0.055	<0.60	<0.40	<0.40	<0.40	<1.0	<0.085	<0.25	<0.12
Trichlorofluoromethane (ug/L)	3490 / 698	<0.51	<0.51	J ^(0.46)	J ^(0.62)	<0.70	<0.40	J ^(0.42)	<1.0	J ^(0.26)	<0.18	<0.33
Chloroethane (ug/L)	400 / 80	J ^(0.27)	<0.24	<0.074	<0.70	<0.60	<0.40	<0.40	<1.0	<0.22	<0.34	<0.34
Vinyl chloride (ug/L)	0.2 / 0.02	<0.11	<0.11	<0.065	<0.12	<0.15	<0.15	<0.15	<0.40	<0.16	<0.15	<0.069
Chloromethane (ug/L)	3 / 0.3	<0.090	<0.090	<0.074	<0.24	J ^(0.32)	<0.30	<0.30	<4.0	<0.41	<0.64	<0.25
Methylene chloride (ug/L)	5 / 0.5	<0.45	<0.45	<0.44	<0.40	<1.0	<0.50	<0.50	<4.0	<2.0	<0.56	<0.29
p/m Xylene (ug/L)	Total Xylenes	<0.31	<0.31	<0.013	<1.0	<0.90	<0.50	<0.50	<2.0	<0.22	<0.41	<0.11
o-Xylene (ug/L)	2000 / 400	<0.35	<0.35	<0.062	<0.40	<0.60	<0.50	<0.50	<1.0	<0.10	<0.19	<0.20
Toluene (ug/L)	343 / 68.6	1.8	<0.16	<0.069	<0.40	<0.40	<0.20	<0.20	<1.0	<0.077	<0.13	<0.14

J- Result is less than the LOQ but greater than the LOD

B- Parameter was detected in the method blank.

LOD- Limit of Detection

2- May be associated with chlorination of well.

LOQ-Limit of Quantification

D -Quantification was performed on a dilution of the sample.

ug/L- Micrograms per Liter (parts per billion).

- Indicates Detection.

*- Inorganic water quality data available.

ND- No Detect.

- Analytical data obtained from the WDNR Special Well Construction Area Data Base, Town of Hudson, Wisconsin.

TABLE 1 (cont.)

		925 Waxon Lane									
ES / PAL		Dec-04	May-05	Dec-05	Mar-06	Jun-07	May-08	Jun-09	Jun-10	Mar-11	Dec-12
Dichlorodifluoromethane (ug/L)	1000 / 200	6.5	<0.60	<0.60	<0.60	<0.40	<0.40	<1.0	<0.30	<0.25	<0.20
Tetrachloroethene (ug/L)	5 / 0.5	<0.40	<0.40	<0.40	<0.40	<0.40	<0.40	<1.0	<0.15	<0.26	<0.13
trans-1,2-Dichloroethene (ug/L)	100 / 20	<0.50	<0.60	<0.60	<0.60	<0.50	<0.50	<1.0	<0.11	<0.21	<0.15
1,1,1-Trichloroethane (ug/L)	200 / 40	<0.50	<0.60	<0.60	<0.60	<0.60	<0.60	<1.0	<0.090	<0.26	<0.19
1,1-Dichloroethene (ug/L)	7 / 0.7	<0.30	<0.50	<0.50	<0.50	<0.40	<0.40	<1.0	<0.20	<0.47	<0.19
1,2-Dichloroethane (ug/L)	5 / 0.5	<0.40	<0.50	<0.50	<0.50	<0.30	<0.30	<1.0	<0.080	<0.23	<0.37
1,1,2-Trichloroethane (ug/L)	5 / 0.5	<0.40	<0.40	<0.40	<0.40	<0.50	<0.50	<1.0	<0.11	<0.38	<0.15
Trichloroethene (ug/L)	5 / 0.5	J ^(0.31)	1.0	1.4	1.1	0.93	0.97	J ^(0.96)	J ^(0.88)	J ^(0.81)	J ^(0.81)
1,1-Dichloroethane (ug/L)	850 / 85	<0.50	<0.50	<0.50	<0.50	<0.40	<0.40	<1.0	<0.080	<0.23	<0.11
cis-1,2-Dichloroethene (ug/L)	70 / 7	<0.25	<0.60	<0.60	<0.60	<0.40	<0.40	<1.0	<0.23	<0.37	<0.085
Trichlorofluoromethane (ug/L)	3490 / 698	<0.50	<0.50	<0.50	<0.50	<0.40	<0.40	<1.0	<0.14	<0.30	<0.13
Chloroethane (ug/L)	400 / 80	<0.50	<0.70	<0.70	<0.70	<0.40	<0.40	<1.0	<0.32	<0.32	<0.22
Vinyl chloride (ug/L)	0.2 / 0.02	<0.12	<0.12	<0.12	<0.12	<0.15	<0.15	<0.40	<0.11	<0.17	<0.16
Chloromethane (ug/L)	3 / 0.3	<0.30	<0.24	<0.24	<0.24	<0.30	<0.30	<4.0	<0.36	<0.36	<0.41
Methylene chloride (ug/L)	5 / 0.5	<0.50	<0.40	<0.40	<0.40	<0.50	<0.50	<4.0	<2.0	<1.1	<2.0
p/m Xylene (ug/L)	Total Xylenes	<0.70	<1.0	<1.0	<1.0	<0.50	<0.50	<2.0	<0.15	<0.66	<0.22
o-Xylene (ug/L)	2000 / 400	<0.30	<0.40	<0.40	<0.40	<0.50	<0.50	<1.0	<0.10	<0.46	<0.10
Toluene (ug/L)	343 / 68.6	29	<0.40	<0.40	<0.40	<0.20	<0.20	<1.0	1.1	<0.39	<0.077

		926 Waxon Ln.											
ES / PAL		Aug-96	Jun-97	Dec-97	Dec-98	Sep-99	Jan-01	Mar-01	Jan-02	Jan-03	Feb-04	Jan-05	Feb-06
Dichlorodifluoromethane (ug/L)	1000 / 200	<0.14	<0.14	<0.14	<0.14	J ^(0.21)	J ^(0.19)	<0.14	J ^(0.38)	<0.14	<0.14	0.47	<0.60
Tetrachloroethene (ug/L)	5 / 0.5	J ^(0.15)	<0.13	<0.13	<0.13	<0.13	<0.13	<0.13	<0.13	J ^(0.21)	<0.13	<0.40	<0.40
trans-1,2-Dichloroethene (ug/L)	100 / 20	<0.11	<0.11	<0.11	<0.11	<0.11	<0.11	<0.11	<0.11	<0.11	<0.11	<0.50	<0.60
1,1,1-Trichloroethane (ug/L)	200 / 40	<0.19	<0.19	<0.19	<0.19	<0.19	<0.19	<0.19	<0.19	<0.19	<0.19	<0.50	<0.60
1,1-Dichloroethene (ug/L)	7 / 0.7	<0.10	<0.10	<0.10	<0.10	<0.10	<0.10	<0.10	<0.10	<0.10	<0.10	<0.30	<0.50
1,2-Dichloroethane (ug/L)	5 / 0.5	<0.27	<0.27	<0.27	<0.27	<0.27	<0.27	<0.27	<0.27	<0.27	<0.27	<0.40	<0.50
1,1,2-Trichloroethane (ug/L)	5 / 0.5	<0.18	<0.18	<0.18	<0.18	<0.18	<0.18	<0.18	<0.18	<0.18	<0.18	<0.40	<0.40
Trichloroethene (ug/L)	5 / 0.5	J ^(0.20)	0.71	0.59	1.2	0.94	1.1	<0.14	0.86	0.91	1.2	1.2	1.0
1,1-Dichloroethane (ug/L)	850 / 85	<0.26	<0.26	<0.26	<0.26	<0.26	<0.26	<0.26	<0.26	<0.26	<0.26	<0.50	<0.50
cis-1,2-Dichloroethene (ug/L)	70 / 7	<0.12	<0.12	<0.12	<0.12	<0.12	<0.12	<0.12	<0.12	<0.12	<0.12	<0.25	<0.60
Trichlorofluoromethane (ug/L)	3490 / 698	<0.51	<0.51	<0.51	<0.51	<0.51	<0.51	<0.51	<0.51	<0.51	<0.51	<0.50	<0.50
Chloroethane (ug/L)	400 / 80	<0.24	J ^(0.28)	<0.24	<0.24	J ^(0.37)	<0.24	<0.24	<0.24	<0.24	<0.24	<0.50	<0.70
Vinyl chloride (ug/L)	0.2 / 0.02	<0.11	<0.11	<0.11	<0.11	<0.11	<0.11	<0.11	<0.11	<0.11	<0.11	<0.12	<0.12
Chloromethane (ug/L)	3 / 0.3	<0.090	<0.090	<0.090	<0.090	J ^(0.80)	<0.090	<0.090	<0.090	<0.090	<0.090	<0.30	<0.24
Methylene chloride (ug/L)	5 / 0.5	<0.45	<0.45	<0.45	B J ^(4.5)	<0.45	<0.45	<0.45	<0.45	<0.45	<0.45	<0.50	<0.40
p/m Xylene (ug/L)	Total Xylenes	<0.31	<0.31	<0.31	<0.31	<0.31	<0.31	<0.31	<0.31	<0.31	<0.31	<0.70	<1.0
o-Xylene (ug/L)	2000 / 400	<0.35	<0.35	<0.35	<0.35	<0.35	<0.35	<0.35	<0.35	<0.35	<0.35	<0.30	<0.40
Toluene (ug/L)	343 / 68.6	<0.16	<0.16	<0.16	<0.16	<0.16	<0.16	<0.16	<0.16	<0.16	<0.16	<0.40	<0.40

J- Result is less than the LOQ but greater than the LOD

B- Parameter was detected in the method blank.

LOD- Limit of Detection

²- May be associated with chlorination of well.

LOQ-Limit of Quantification

^D-Quantification was performed on a dilution of the sample.

ug/L- Micrograms per Liter (parts per billion).

- Indicates Detection.

*- Inorganic water quality data available.

ND- No Detect.

- Analytical data obtained from the WDNR Special Well Construction Area Data Base, Town of Hudson, Wisconsin.

TABLE 1 (cont.)

		926 Waxon Ln. (cont.)					
ES / PAL		Apr-07	Mar-08	Sep-09	Mar-11	Jun-15	16-Mar
Dichlorodifluoromethane (ug/L)	1000 / 200	<0.29	<0.40	<1.0	<0.29	<0.49	<0.49
Tetrachloroethene (ug/L)	5 / 0.5	<0.29	<0.40	<1.0	<0.15	<0.19	<0.19
trans-1,2-Dichloroethene (ug/L)	100 / 20	<0.40	<0.50	<1.0	<0.11	<0.21	<0.21
1,1,1-Trichloroethane (ug/L)	200 / 40	<0.50	<0.60	<1.0	<0.090	<0.20	<0.20
1,1-Dichloroethene (ug/L)	7 / 0.7	<0.30	<0.40	<1.0	<0.20	<0.22	<0.22
1,2-Dichloroethane (ug/L)	5 / 0.5	<0.50	<0.30	<1.0	<0.080	<0.17	<0.17
1,1,2-Trichloroethane (ug/L)	5 / 0.5	<0.50	<0.50	<1.0	<0.11	<0.24	<0.24
Trichloroethene (ug/L)	5 / 0.5	1.1	0.88	J ^(0.84)	J ^(0.51)	0.71	0.67
1,1-Dichloroethane (ug/L)	850 / 85	<0.40	<0.40	<1.0	<0.080	<0.22	<0.22
cis-1,2-Dichloroethene (ug/L)	70 / 7	<0.40	<0.40	<1.0	<0.23	<0.25	<0.25
Trichlorofluoromethane (ug/L)	3490 / 698	<0.70	<0.40	<1.0	J ^(0.15)	<0.18	<0.18
Chloroethane (ug/L)	400 / 80	<0.60	<0.40	<1.0	<0.32	<0.34	<0.34
Vinyl chloride (ug/L)	0.2 / 0.02	<0.15	<0.15	<0.40	<0.11	<0.15	<0.15
Chloromethane (ug/L)	3 / 0.3	J ^(0.40)	<0.30	<4.0	<0.36	<0.64	J ^(0.91)
Methylene chloride (ug/L)	5 / 0.5	<1.0	<0.50	<4.0	<2.0	<0.56	<0.56
p/m Xylene (ug/L)	Total Xylenes	<0.90	<0.50	<2.0	<0.15	<0.41	<0.41
o-Xylene (ug/L)	2000 / 400	<0.60	<0.50	<1.0	<0.10	<0.19	<0.19
Toluene (ug/L)	343 / 68.6	<0.40	<0.20	<1.0	<0.11	<0.13	<0.13

		930 Waxon Ln.									
ES / PAL		Aug-98	Mar-02	Jan-03	Mar-04	Mar-05	May-06	Jun-07	May-09	Jul-10	Mar-11
Dichlorodifluoromethane (ug/L)	1000 / 200	<0.14	J ^(0.31)	<0.14	<0.93	2.2	<0.60	<0.40	<1.0	<0.30	<0.30
Tetrachloroethene (ug/L)	5 / 0.5	<0.13	<0.13	J ^(0.18)	<0.18	<0.40	<0.40	<0.40	<1.0	<0.15	<0.15
trans-1,2-Dichloroethene (ug/L)	100 / 20	<0.11	<0.11	<0.11	<0.11	<0.60	<0.60	<0.50	<1.0	<0.11	<0.11
1,1,1-Trichloroethane (ug/L)	200 / 40	<0.19	<0.19	<0.19	<0.086	<0.60	<0.60	<0.60	<1.0	<0.090	<0.90
1,1-Dichloroethene (ug/L)	7 / 0.7	<0.10	<0.10	<0.10	<0.14	<0.50	<0.50	<0.40	<1.0	<0.20	<0.20
1,2-Dichloroethane (ug/L)	5 / 0.5	<0.27	<0.27	<0.27	<0.053	<0.50	<0.50	<0.30	<1.0	<0.080	<0.080
1,1,2-Trichloroethane (ug/L)	5 / 0.5	<0.18	<0.18	<0.18	<0.12	<0.40	<0.40	<0.50	<1.0	<0.11	<0.11
Trichloroethene (ug/L)	5 / 0.5	1.1	0.87	0.61	J ^(0.61)	0.87	0.67	0.93	J ^(0.52)	<0.14	J ^(0.32)
1,1-Dichloroethane (ug/L)	850 / 85	<0.26	<0.26	<0.26	<0.063	<0.50	<0.50	<0.40	<1.0	<0.080	<0.080
cis-1,2-Dichloroethene (ug/L)	70 / 7	<0.12	<0.12	<0.12	<0.039	<0.60	<0.60	<0.40	<1.0	<0.23	<0.23
Trichlorofluoromethane (ug/L)	3490 / 698	<0.51	<0.51	<0.51	<0.11	<0.50	<0.50	<0.40	<1.0	<0.14	<0.14
Chloroethane (ug/L)	400 / 80	<0.24	<0.24	<0.24	<0.11	<0.70	<0.70	<0.40	<1.0	<0.32	<0.32
Vinyl chloride (ug/L)	0.2 / 0.02	<0.11	<0.11	<0.11	<0.13	<0.12	<0.12	<0.15	<0.40	<0.11	<0.11
Chloromethane (ug/L)	3 / 0.3	<0.090	<0.090	<0.090	<0.15	<0.24	<0.24	<0.30	<4.0	<0.36	<0.36
Methylene chloride (ug/L)	5 / 0.5	<0.45	<0.45	<0.45	<1.3	<0.40	<0.40	<0.50	<4.0	<2.0	<2.0
p/m Xylene (ug/L)	Total Xylenes	<0.31	<0.31	<0.31	<0.12	<1.0	<1.0	<0.50	<2.0	<0.15	<0.15
o-Xylene (ug/L)	2000 / 400	<0.35	<0.35	<0.35	<0.14	<0.40	<0.40	<0.50	<1.0	<0.10	<0.10
Toluene (ug/L)	343 / 68.6	1.4	<0.16	<0.16	<0.075	<0.40	<0.40	<0.20	<1.0	<0.11	<0.11

J- Result is less than the LOQ but greater than the LOD

B- Parameter was detected in the method blank.

LOD- Limit of Detection

² - May be associated with chlorination of well.

LOQ-Limit of Quantification

^D -Quantification was performed on a dilution of the sample.

ug/L- Micrograms per Liter (parts per billion).

 - Indicates Detection.

*- Inorganic water quality data available.

ND- No Detect.

 - Analytical data obtained from the WDNR Special Well Construction Area Data Base, Town of Hudson, Wisconsin.

TABLE 1 (cont.)

		931 Waxon Ln.											
ES / PAL		Dec-95	Jan-98	Dec-98	Dec-99	Nov-00	Jan-02	Jan-03	Feb-04	Feb-05	Feb-06	Apr-07	Feb-08
Dichlorodifluoromethane (ug/L)	1000 / 200	<0.080	<0.14	<0.14	<0.14	<0.14	J ^(0.33)	<0.14	<0.14	4.2	<0.60	<0.29	<0.40
Tetrachloroethene (ug/L)	5 / 0.5	<0.050	<0.13	<0.13	<0.13	<0.13	<0.13	<0.13	<0.13	<0.40	<0.40	<0.29	<0.40
trans-1,2-Dichloroethene (ug/L)	100 / 20	<0.040	<0.11	<0.11	<0.11	<0.11	<0.11	<0.11	<0.11	<0.60	<0.60	<0.40	<0.50
1,1,1-Trichloroethane (ug/L)	200 / 40	<0.050	<0.19	<0.19	<0.19	<0.19	<0.19	<0.19	<0.19	<0.60	<0.60	<0.50	<0.60
1,1-Dichloroethene (ug/L)	7 / 0.7	<0.050	<0.10	<0.10	<0.10	<0.10	<0.10	<0.10	<0.10	<0.50	<0.50	<0.30	<0.40
1,2-Dichloroethane (ug/L)	5 / 0.5	<0.23	<0.27	<0.27	<0.27	<0.27	<0.27	<0.27	<0.27	<0.50	<0.50	<0.50	<0.30
1,1,2-Trichloroethane (ug/L)	5 / 0.5	<0.030	<0.18	<0.18	<0.18	<0.18	<0.18	<0.18	<0.18	<0.40	<0.40	<0.50	<0.50
Trichloroethene (ug/L)	5 / 0.5	0.87	<0.14	J ^(0.16)	J ^(0.24)	J ^(0.22)	0.32	<0.14	0.43	0.65	0.52	J ^(0.22)	0.49
1,1-Dichloroethane (ug/L)	850 / 85	<0.10	<0.26	<0.26	<0.26	<0.26	<0.26	<0.26	<0.26	<0.50	<0.50	<0.40	<0.40
cis-1,2-Dichloroethene (ug/L)	70 / 7	<0.080	<0.12	<0.12	<0.12	<0.12	<0.12	<0.12	<0.12	<0.60	<0.60	<0.40	<0.40
Trichlorofluoromethane (ug/L)	3490 / 698	J ^(0.84)	<0.51	<0.51	<0.51	<0.51	<0.51	<0.51	<0.51	<0.50	<0.50	<0.70	<0.40
Chloroethane (ug/L)	400 / 80	J ^(0.95)	<0.24	<0.24	<0.24	<0.24	<0.24	<0.24	<0.24	<0.70	<0.70	<0.60	<0.40
Vinyl chloride (ug/L)	0.2 / 0.02	<0.070	<0.11	<0.11	<0.11	<0.11	<0.11	<0.11	<0.11	<0.12	<0.12	<0.15	<0.15
Chloromethane (ug/L)	3 / 0.3	B J ^(0.47)	<0.090	<0.090	<0.090	<0.090	<0.090	<0.090	<0.090	<0.24	<0.24	<0.30	<0.30
Methylene chloride (ug/L)	5 / 0.5	<0.27	<0.45	<0.45	<0.45	<0.45	<0.45	<0.45	<0.45	<0.40	<0.40	<1.0	<0.50
p/m Xylene (ug/L)	Total Xylenes	3.8	<0.31	<0.31	<0.31	<0.31	<0.31	<0.31	<0.31	<1.0	<1.0	<0.90	<0.50
o-Xylene (ug/L)	2000 / 400	0.59	<0.35	<0.35	<0.35	<0.35	<0.35	<0.35	<0.35	<0.40	<0.40	<0.60	<0.50
Toluene (ug/L)	343 / 68.6	0.58	<0.16	<0.16	<0.16	<0.16	<0.16	<0.16	<0.16	<0.40	<0.40	<0.40	<0.20

		931 Waxon Ln. (cont.)	
ES / PAL		Sep-09	Mar-11
Dichlorodifluoromethane (ug/L)	1000 / 200	<1.0	<0.25
Tetrachloroethene (ug/L)	5 / 0.5	<1.0	<0.26
trans-1,2-Dichloroethene (ug/L)	100 / 20	<1.0	<0.21
1,1,1-Trichloroethane (ug/L)	200 / 40	<1.0	<0.26
1,1-Dichloroethene (ug/L)	7 / 0.7	<1.0	<0.47
1,2-Dichloroethane (ug/L)	5 / 0.5	<1.0	<0.23
1,1,2-Trichloroethane (ug/L)	5 / 0.5	<1.0	<0.38
Trichloroethene (ug/L)	5 / 0.5	J ^(0.47)	J ^(0.22)
1,1-Dichloroethane (ug/L)	850 / 85	<1.0	<0.23
cis-1,2-Dichloroethene (ug/L)	70 / 7	<1.0	<0.37
Trichlorofluoromethane (ug/L)	3490 / 698	<1.0	<0.30
Chloroethane (ug/L)	400 / 80	<1.0	<0.32
Vinyl chloride (ug/L)	0.2 / 0.02	<0.40	<0.17
Chloromethane (ug/L)	3 / 0.3	<4.0	J ^(0.47)
Methylene chloride (ug/L)	5 / 0.5	<4.0	<1.1
p/m Xylene (ug/L)	Total Xylenes	<2.0	<0.66
o-Xylene (ug/L)	2000 / 400	<1.0	<0.46
Toluene (ug/L)	343 / 68.6	<1.0	<0.39

J- Result is less than the LOQ but greater than the LOD

B- Parameter was detected in the method blank.

LOD- Limit of Detection

²- May be associated with chlorination of well.

LOQ-Limit of Quantification

^D-Quantification was performed on a dilution of the sample.

ug/L- Micrograms per Liter (parts per billion).

- Indicates Detection.

*- Inorganic water quality data available.

ND- No Detect.

- Analytical data obtained from the WDNR Special Well Construction Area Data Base, Town of Hudson, Wisconsin.

TABLE 1 (cont.)

		934 Waxon Ln.											
ES / PAL		Jan-99	Nov-00	Mar-02	Feb-03	Apr-04	Mar-05	Mar-06	Apr-07	Jul-08	Sep-09	Mar-11	Jun-12
Dichlorodifluoromethane (ug/L)	1000 / 200	<0.14	<0.14	J ^(0.23)	<0.14	<0.40	2.5	<0.60	<0.29	<0.40	<1.0	<0.29	<0.20
Tetrachloroethene (ug/L)	5 / 0.5	<0.13	<0.13	<0.13	<0.13	<0.40	<0.40	<0.40	<0.29	<0.40	<1.0	<0.15	<0.13
trans-1,2-Dichloroethene (ug/L)	100 / 20	<0.11	<0.11	<0.11	<0.11	<0.50	<0.60	<0.60	<0.40	<0.50	<1.0	<0.11	<0.14
1,1,1-Trichloroethane (ug/L)	200 / 40	<0.19	<0.19	<0.19	<0.19	<0.50	<0.60	<0.60	<0.50	<0.60	<1.0	<0.090	<0.19
1,1-Dichloroethene (ug/L)	7 / 0.7	<0.10	<0.10	<0.10	<0.10	<0.30	<0.50	<0.50	<0.30	<0.40	<1.0	<0.20	<0.19
1,2-Dichloroethane (ug/L)	5 / 0.5	<0.27	<0.27	<0.27	<0.27	<0.40	<0.50	<0.50	<0.50	<0.30	<1.0	<0.080	<0.37
1,1,2-Trichloroethane (ug/L)	5 / 0.5	<0.18	<0.18	<0.18	<0.18	<0.40	<0.40	<0.40	<0.50	<0.50	<1.0	<0.11	<0.015
Trichloroethene (ug/L)	5 / 0.5	0.52	J ^(0.24)	0.39	0.41	0.47	0.57	J ^(0.43)	0.56	<0.15	<0.25	J ^(0.21)	J ^(0.29)
1,1-Dichloroethane (ug/L)	850 / 85	<0.26	<0.26	<0.26	<0.26	<0.50	<0.50	<0.50	<0.40	<0.40	<1.0	<0.080	<0.11
cis-1,2-Dichloroethene (ug/L)	70 / 7	<0.12	<0.12	<0.12	<0.12	<0.25	<0.60	<0.60	<0.40	<0.40	<1.0	<0.23	<0.085
Trichlorofluoromethane (ug/L)	3490 / 698	<0.51	<0.51	<0.51	<0.51	<0.50	<0.50	<0.50	<0.70	<0.40	<1.0	<0.14	<0.13
Chloroethane (ug/L)	400 / 80	<0.24	<0.24	<0.24	<0.24	<0.50	<0.70	<0.70	<0.60	<0.40	<1.0	<0.32	<0.22
Vinyl chloride (ug/L)	0.2 / 0.02	<0.11	<0.11	<0.11	<0.11	<0.12	<0.12	<0.12	<0.15	<0.15	<0.40	<0.11	<0.16
Chloromethane (ug/L)	3 / 0.3	<0.090	<0.090	<0.090	<0.090	<0.30	<0.24	<0.24	<0.30	<0.30	<4.0	<0.36	<0.41
Methylene chloride (ug/L)	5 / 0.5	<0.45	<0.45	<0.45	<0.45	<0.50	<0.40	<0.40	<1.0	<0.50	<4.0	<2.0	<2.0
p/m Xylene (ug/L)	Total Xylenes	<0.31	<0.31	<0.31	<0.31	<0.70	<1.0	<1.0	<0.90	<0.50	<2.0	<0.15	<0.17
o-Xylene (ug/L)	2000 / 400	<0.35	<0.35	<0.35	<0.35	<0.30	<0.40	<0.40	<0.60	<0.50	<1.0	<0.10	<0.077
Toluene (ug/L)	343 / 68.6	<0.16	<0.16	<0.16	<0.16	<0.40	<0.40	<0.40	<0.40	<0.20	<1.0	<0.11	<0.076

		934 Waxon Ln. (cont.)				
ES / PAL		Dec-12	Jun-13	Jun-14	Oct-17	Jun-18
Dichlorodifluoromethane (ug/L)	1000 / 200	<0.20	<0.40	<0.50	<0.31	<0.23
Tetrachloroethene (ug/L)	5 / 0.5	<0.13	<0.29	<0.16	<0.16	<0.17
trans-1,2-Dichloroethene (ug/L)	100 / 20	<0.15	<0.24	<0.23	<0.21	<0.12
1,1,1-Trichloroethane (ug/L)	200 / 40	<0.19	<0.50	<0.26	<0.15	<0.14
1,1-Dichloroethene (ug/L)	7 / 0.7	<0.19	<0.24	<0.20	<0.18	<0.16
1,2-Dichloroethane (ug/L)	5 / 0.5	<0.37	<0.22	<0.13	<0.32	<0.22
1,1,2-Trichloroethane (ug/L)	5 / 0.5	<0.15	<0.16	<0.13	<0.22	<0.18
Trichloroethene (ug/L)	5 / 0.5	J ^(0.28)	J ^(0.17)	0.46	J ^(0.25)	0.54
1,1-Dichloroethane (ug/L)	850 / 85	<0.11	<0.50	<0.16	<0.14	<0.17
cis-1,2-Dichloroethene (ug/L)	70 / 7	<0.085	<0.23	<0.13	<0.20	<0.15
Trichlorofluoromethane (ug/L)	3490 / 698	<0.13	<0.13	<0.22	<0.13	<0.23
Chloroethane (ug/L)	400 / 80	<0.22	<0.50	<0.24	<0.44	<0.49
Vinyl chloride (ug/L)	0.2 / 0.02	<0.16	<0.14	<0.20	<0.096	<0.092
Chloromethane (ug/L)	3 / 0.3	<0.41	<2.0	<0.34	<1.1	<0.16
Methylene chloride (ug/L)	5 / 0.5	<2.0	<2.0	<2.0	<1.2	<0.98
p/m Xylene (ug/L)	Total Xylenes	<0.22	<0.48	<0.31	<0.24	<0.31
o-Xylene (ug/L)	2000 / 400	<0.10	<0.24	<0.094	<0.17	<0.16
Toluene (ug/L)	343 / 68.6	<0.077	<0.23	<0.11	<0.17	<0.083

J- Result is less than the LOQ but greater than the LOD

B- Parameter was detected in the method blank.

LOD- Limit of Detection

²- May be associated with chlorination of well.

LOQ-Limit of Quantification

^D- Quantification was performed on a dilution of the sample.

ug/L- Micrograms per Liter (parts per billion).

- Indicates Detection.

*- Inorganic water quality data available.

ND- No Detect.

- Analytical data obtained from the WDNR Special Well Construction Area Data Base, Town of Hudson, Wisconsin.

TABLE 1 (cont.)

ES / PAL	935 Waxon Ln.												
	Dec-96	Jun-97	Feb-00	Jan-01	Jun-01	Dec-01	Jun-02	Jan-03	Jul-03	Jan-04	Jul-04	Jan-05	
Dichlorodifluoromethane (ug/L)	1000 / 200	<0.14	<0.14	<0.14	<0.14	<0.14	<0.14	<0.14	<0.14	<0.14	<0.14	<0.063	2.2
Tetrachloroethene (ug/L)	5 / 0.5	<0.13	<0.13	<0.13	<0.13	<0.13	<0.13	<0.13	<0.13	<0.13	<0.13	<0.075	<0.40
trans-1,2-Dichloroethene (ug/L)	100 / 20	<0.11	<0.11	<0.11	<0.11	<0.11	<0.11	<0.11	<0.11	<0.11	<0.11	<0.059	<0.50
1,1,1-Trichloroethane (ug/L)	200 / 40	<0.19	<0.19	<0.19	<0.19	<0.19	<0.19	<0.19	<0.19	<0.19	<0.19	<0.065	<0.50
1,1-Dichloroethene (ug/L)	7 / 0.7	<0.10	<0.10	<0.10	<0.10	<0.10	<0.10	<0.10	<0.10	<0.10	<0.10	<0.061	<0.30
1,2-Dichloroethane (ug/L)	5 / 0.5	<0.27	<0.27	<0.27	<0.27	<0.27	<0.27	<0.27	<0.27	<0.27	<0.27	<0.054	<0.40
1,1,2-Trichloroethane (ug/L)	5 / 0.5	<0.18	<0.18	<0.18	<0.18	<0.18	<0.18	<0.18	<0.18	<0.18	<0.18	<0.052	<0.40
Trichloroethene (ug/L)	5 / 0.5	J ^(0.14)	<0.14	J ^(0.24)	0.33	0.30	J ^(0.22)	J ^(0.20)	<0.14	0.30	J ^(0.25)	J ^(0.44)	0.50
1,1-Dichloroethane (ug/L)	850 / 85	<0.26	<0.26	<0.26	<0.26	<0.26	<0.26	<0.26	<0.26	<0.26	<0.26	<0.057	<0.50
cis-1,2-Dichloroethene (ug/L)	70 / 7	<0.12	<0.12	<0.12	<0.12	<0.12	<0.12	<0.12	<0.12	<0.12	<0.12	<0.055	<0.25
Trichlorofluoromethane (ug/L)	3490 / 698	<0.51	<0.51	<0.51	<0.51	<0.51	<0.51	<0.51	<0.51	<0.51	<0.51	<0.060	<0.50
Chloroethane (ug/L)	400 / 80	<0.24	<0.24	<0.24	<0.24	<0.24	<0.24	<0.24	<0.24	<0.24	<0.24	<0.074	<0.50
Vinyl chloride (ug/L)	0.2 / 0.02	<0.11	<0.11	<0.11	<0.11	<0.11	<0.11	<0.11	<0.11	<0.11	<0.11	<0.065	<0.12
Chloromethane (ug/L)	3 / 0.3	<0.090	<0.090	<0.090	<0.090	<0.090	<0.090	<0.090	<0.090	<0.090	<0.090	<0.074	<0.30
Methylene chloride (ug/L)	5 / 0.5	<0.45	<0.45	<0.45	<0.45	<0.45	<0.45	<0.45	<0.45	<0.45	<0.45	<0.44	<0.50
p/m Xylene (ug/L)	Total Xylenes	<0.31	<0.31	<0.31	<0.31	<0.31	<0.31	<0.31	<0.31	<0.31	<0.31	<0.13	<0.70
o-Xylene (ug/L)	2000 / 400	<0.35	<0.35	<0.35	<0.35	<0.35	<0.35	<0.35	<0.35	<0.35	<0.35	<0.062	<0.30
Toluene (ug/L)	343 / 68.6	<0.16	<0.16	<0.16	<0.16	<0.16	<0.16	<0.16	<0.16	<0.16	<0.16	<0.069	<0.40
Bromomethane (ug/L)	10 / 1	<0.11	<0.11	<0.11	<0.11	<0.11	<0.11	J ^(0.38)	<0.11	<0.11	<0.11	<0.058	<0.50

ES / PAL	935 Waxon Ln. (cont.)											
	May-05	Dec-05	Jul-06	Jun-07	May-08	Dec-08	Aug-09	Jul-10	Mar-11	Dec-12	Jun-13	
Dichlorodifluoromethane (ug/L)	1000 / 200	<0.60	<0.60	<0.29	<0.40	<0.40	<0.40	<1.0	<0.30	<0.23	<0.20	<0.40
Tetrachloroethene (ug/L)	5 / 0.5	<0.40	<0.40	<0.29	<0.40	<0.40	<0.40	<1.0	<0.15	<0.26	<0.13	<0.29
trans-1,2-Dichloroethene (ug/L)	100 / 20	<0.60	<0.60	<0.40	<0.50	<0.50	<0.50	<1.0	<0.11	<0.21	<0.15	<0.24
1,1,1-Trichloroethane (ug/L)	200 / 40	<0.60	<0.60	<0.50	<0.60	<0.60	<0.60	<1.0	<0.090	<0.26	<0.19	<0.50
1,1-Dichloroethene (ug/L)	7 / 0.7	<0.50	<0.50	<0.30	<0.40	<0.40	<0.40	<1.0	<0.20	<0.47	<0.19	<0.24
1,2-Dichloroethane (ug/L)	5 / 0.5	<0.50	<0.50	<0.50	<0.30	<0.30	<0.30	<1.0	<0.080	<0.23	<0.37	<0.22
1,1,2-Trichloroethane (ug/L)	5 / 0.5	<0.40	<0.40	<0.50	<0.50	<0.50	<0.50	<1.0	<0.11	<0.38	<0.15	<0.16
Trichloroethene (ug/L)	5 / 0.5	J ^(0.47)	J ^(0.46)	0.52	0.55	0.56	0.53	J ^(0.62)	J ^(0.39)	J ^(0.38)	J ^(0.34)	J ^(0.30)
1,1-Dichloroethane (ug/L)	850 / 85	<0.50	<0.50	<0.40	<0.40	<0.40	<0.40	<1.0	<0.080	<0.23	<0.11	<0.50
cis-1,2-Dichloroethene (ug/L)	70 / 7	<0.60	<0.60	<0.40	<0.40	<0.40	<0.40	<1.0	<0.23	<0.37	<0.085	<0.23
Trichlorofluoromethane (ug/L)	3490 / 698	<0.50	<0.50	<0.70	<0.40	<0.40	<0.40	<1.0	<0.14	<0.30	<0.13	<0.13
Chloroethane (ug/L)	400 / 80	<0.70	<0.70	<0.60	<0.40	<0.40	<0.40	<1.0	<0.32	<0.32	<0.22	<0.50
Vinyl chloride (ug/L)	0.2 / 0.02	<0.12	<0.12	<0.15	<0.15	<0.15	<0.15	<0.40	<0.11	<0.17	<0.16	<0.14
Chloromethane (ug/L)	3 / 0.3	<0.24	<0.24	<0.30	<0.30	<0.30	<0.30	<4.0	<0.36	<0.36	<0.41	<2.0
Methylene chloride (ug/L)	5 / 0.5	<0.40	<0.40	<1.0	<0.50	<0.50	<0.50	<4.0	<2.0	<1.1	<2.0	<2.0
p/m Xylene (ug/L)	Total Xylenes	<1.0	<1.0	<0.90	<0.50	<0.50	<0.50	<2.0	<0.15	<0.66	<0.22	<0.48
o-Xylene (ug/L)	2000 / 400	<0.40	<0.40	<0.60	<0.50	<0.50	<0.50	<1.0	<0.10	<0.46	<0.10	<0.24
Toluene (ug/L)	343 / 68.6	<0.40	<0.40	<0.40	<0.20	<0.20	<0.20	<1.0	<0.11	<0.39	<0.077	<0.23
Bromomethane (ug/L)	10 / 1	<0.80	<0.80	<0.90	<0.40	<0.40	<0.40	<4.0	<1.3	<0.36	<0.36	<2.0

J- Result is less than the LOQ but greater than the LOD

B- Parameter was detected in the method blank.

LOD- Limit of Detection

²- May be associated with chlorination of well.

LOQ-Limit of Quantification

^D-Quantification was performed on a dilution of the sample.

ug/L- Micrograms per Liter (parts per billion).

- Indicates Detection.

*- Inorganic water quality data available.

ND- No Detect.

- Analytical data obtained from the WDNR Special Well Construction Area Data Base, Town of Hudson, Wisconsin.

TABLE 1 (cont.)

	ES / PAL	938 Waxon Ln.											
		Jan-00	Jan-01	Mar-02	Feb-03	Apr-04	Mar-05	May-06	Jun-07	May-08	May-08	Jul-10	Mar-11
Dichlorodifluoromethane (ug/L)	1000 / 200	J ^(0.18)	<0.14	J ^(0.17)	<0.14	<0.063	J ^(1.5)	<0.60	<0.40	<0.40	<0.40	<0.30	<0.15
Tetrachloroethene (ug/L)	5 / 0.5	<0.13	<0.13	<0.13	<0.13	<0.075	<0.40	<0.40	<0.40	<0.40	<0.40	<0.15	<0.15
trans-1,2-Dichloroethene (ug/L)	100 / 20	<0.11	<0.11	<0.11	<0.11	<0.059	<0.60	<0.60	<0.50	<0.50	<0.50	<0.11	<0.11
1,1,1-Trichloroethane (ug/L)	200 / 40	<0.19	<0.19	<0.19	<0.19	<0.065	<0.60	<0.60	<0.60	<0.60	<0.60	<0.090	<0.090
1,1-Dichloroethene (ug/L)	7 / 0.7	<0.10	<0.10	<0.10	<0.10	<0.061	<0.50	<0.50	<0.40	<0.40	<0.40	<0.20	<0.20
1,2-Dichloroethane (ug/L)	5 / 0.5	<0.27	<0.27	<0.27	<0.27	<0.054	<0.50	<0.50	<0.30	<0.30	<0.30	<0.080	<0.080
1,1,2-Trichloroethane (ug/L)	5 / 0.5	<0.18	<0.18	<0.18	<0.18	<0.052	<0.40	<0.40	<0.50	<0.50	<0.50	<0.11	<0.11
Trichloroethene (ug/L)	5 / 0.5	J ^(0.27)	0.41	0.54	<0.14	0.63	0.60	J ^(0.44)	J ^(0.42)	J ^(0.47)	J ^(0.30)	J ^(0.28)	<0.14
1,1-Dichloroethane (ug/L)	850 / 85	<0.26	<0.26	<0.26	<0.26	<0.057	<0.50	<0.50	<0.40	<0.40	<0.40	<0.080	<0.080
cis-1,2-Dichloroethene (ug/L)	70 / 7	<0.12	<0.12	<0.12	<0.12	<0.055	<0.60	<0.60	<0.40	<0.40	<0.40	<0.23	<0.23
Trichlorofluoromethane (ug/L)	3490 / 698	<0.51	<0.51	<0.51	<0.51	J ^(0.14)	<0.50	<0.50	<0.40	<0.40	<0.40	<0.14	<0.14
Chloroethane (ug/L)	400 / 80	<0.24	<0.24	<0.24	<0.24	<0.074	<0.70	<0.70	<0.40	<0.40	<0.40	<0.32	<0.32
Vinyl chloride (ug/L)	0.2 / 0.02	<0.11	<0.11	<0.11	<0.11	<0.065	<0.12	<0.12	<0.15	<0.15	<0.15	<0.11	<0.11
Chloromethane (ug/L)	3 / 0.3	<0.090	<0.090	<0.090	<0.090	<0.074	J ^(0.40)	<0.24	<0.30	<0.30	<0.30	<0.36	<0.36
Methylene chloride (ug/L)	5 / 0.5	<0.45	<0.45	<0.45	<0.45	<0.44	<0.40	<0.40	<0.50	<0.50	<0.50	<2.0	<2.0
p/m Xylene (ug/L)	Total Xylenes	<0.31	<0.31	<0.31	<0.31	<0.13	<1.0	<1.0	<0.50	<0.50	<0.50	<0.15	<0.15
o-Xylene (ug/L)	2000 / 400	<0.35	<0.35	<0.35	<0.35	<0.062	<0.40	<0.40	<0.50	<0.50	<0.50	<0.10	<0.10
Toluene (ug/L)	343 / 68.6	<0.16	<0.16	<0.16	<0.16	<0.069	<0.40	<0.40	<0.20	<0.20	<0.20	<0.11	<0.11

	ES / PAL	938 Waxon Ln. (cont.)
		Nov-18
Dichlorodifluoromethane (ug/L)	1000 / 200	<0.23
Tetrachloroethene (ug/L)	5 / 0.5	<0.17
trans-1,2-Dichloroethene (ug/L)	100 / 20	<0.24
1,1,1-Trichloroethane (ug/L)	200 / 40	<0.14
1,1-Dichloroethene (ug/L)	7 / 0.7	<0.16
1,2-Dichloroethane (ug/L)	5 / 0.5	<0.22
1,1,2-Trichloroethane (ug/L)	5 / 0.5	<0.18
Trichloroethene (ug/L)	5 / 0.5	J ^(0.34)
1,1-Dichloroethane (ug/L)	850 / 85	<0.17
cis-1,2-Dichloroethene (ug/L)	70 / 7	<0.15
Trichlorofluoromethane (ug/L)	3490 / 698	<0.23
Chloroethane (ug/L)	400 / 80	<0.49
Vinyl chloride (ug/L)	0.2 / 0.02	<0.092
Chloromethane (ug/L)	3 / 0.3	<0.16
Methylene chloride (ug/L)	5 / 0.5	<0.98
p/m Xylene (ug/L)	Total Xylenes	<0.31
o-Xylene (ug/L)	2000 / 400	<0.16

J- Result is less than the LOQ but greater than the LOD

B- Parameter was detected in the method blank.

LOD- Limit of Detection

²- May be associated with chlorination of well.

LOQ-Limit of Quantification

^D-Quantification was performed on a dilution of the sample.

ug/L- Micrograms per Liter (parts per billion).

- Indicates Detection.

*- Inorganic water quality data available.

ND- No Detect.

- Analytical data obtained from the WDNR Special Well Construction Area Data Base, Town of Hudson, Wisconsin.

TABLE 1 (cont.)

		939 Waxon Ln.											
ES / PAL		Mar-97	Aug-98	Jan-99	Jan-00	Feb-01	Mar-02	May-03	May-04	Apr-05	Apr-06	May-08	Dec-11
Dichlorodifluoromethane (ug/L)	1000 / 200	<0.14	<0.14	<0.14	<0.14	<0.14	J ^(0.15)	<0.14	<0.063	<0.60	<0.60	<0.40	<0.23
Tetrachloroethene (ug/L)	5 / 0.5	<0.13	<0.13	<0.13	<0.13	<0.13	<0.13	<0.13	<0.075	<0.40	<0.40	<0.40	<0.26
trans-1,2-Dichloroethene (ug/L)	100 / 20	<0.11	<0.11	<0.11	<0.11	<0.11	<0.11	<0.11	<0.059	<0.60	<0.60	<0.50	<0.21
1,1,1-Trichloroethane (ug/L)	200 / 40	<0.19	<0.19	<0.19	<0.19	<0.19	<0.19	<0.19	<0.065	<0.60	<0.60	<0.60	<0.60
1,1-Dichloroethene (ug/L)	7 / 0.7	<0.10	<0.10	<0.10	<0.10	<0.10	<0.10	<0.10	<0.061	<0.50	<0.50	<0.40	<0.47
1,2-Dichloroethane (ug/L)	5 / 0.5	<0.27	<0.27	<0.27	<0.27	<0.27	<0.27	<0.27	<0.054	<0.50	<0.50	<0.30	<0.23
1,1,2-Trichloroethane (ug/L)	5 / 0.5	<0.18	<0.18	<0.18	<0.18	<0.18	<0.18	<0.18	<0.052	<0.40	<0.40	<0.50	<0.38
Trichloroethene (ug/L)	5 / 0.5	J ^(0.26)	1.0	0.40	0.50	0.80	0.79	0.72	0.82	0.73	0.68	0.56	J ^(0.35)
1,1-Dichloroethane (ug/L)	850 / 85	<0.26	<0.26	<0.26	<0.26	0.55	<0.26	<0.26	<0.057	<0.50	<0.50	<0.40	<0.23
cis-1,2-Dichloroethene (ug/L)	70 / 7	<0.12	<0.12	<0.12	<0.12	<0.12	<0.12	<0.12	<0.055	<0.60	<0.60	<0.40	<0.37
Trichlorofluoromethane (ug/L)	3490 / 698	<0.51	<0.51	<0.51	<0.51	0.51	<0.51	<0.51	J ^(0.18)	<0.50	<0.50	<0.40	<0.30
Chloroethane (ug/L)	400 / 80	<0.24	<0.24	<0.24	<0.24	<0.24	<0.24	<0.24	<0.074	<0.70	<0.70	<0.40	<0.32
Vinyl chloride (ug/L)	0.2 / 0.02	<0.11	<0.11	<0.11	<0.11	<0.11	<0.11	<0.11	<0.065	<0.12	<0.12	<0.15	<0.17
Chloromethane (ug/L)	3 / 0.3	<0.090	<0.090	<0.090	<0.090	<0.090	<0.090	<0.090	<0.074	<0.24	<0.24	<0.30	<0.36
Methylene chloride (ug/L)	5 / 0.5	<0.45	<0.45	<0.45	<0.45	<0.45	<0.45	<0.45	<0.44	2.7	<0.40	<0.50	<2.0
p/m Xylene (ug/L)	Total Xylenes	<0.31	<0.31	<0.31	<0.31	<0.31	<0.31	<0.31	<0.13	<1.0	<1.0	<0.50	<0.66
o-Xylene (ug/L)	2000 / 400	<0.35	<0.35	<0.35	<0.35	<0.35	<0.35	<0.35	<0.062	<0.40	<0.40	<0.50	<0.46
Toluene (ug/L)	343 / 68.6	<0.16	<0.16	<0.16	<0.16	<0.16	<0.16	<0.16	<0.069	<0.40	<0.40	<0.20	<0.39

		942 Waxon Ln.											
ES / PAL		Aug-98	Mar-00	Jan-01	Jun-01	Jun-02	Jan-03	Mar-04	Mar-05	Apr-06	Jun-07	Jul-08	Oct-09
Dichlorodifluoromethane (ug/L)	1000 / 200	<0.14	<0.14	<0.14	<0.14	<0.14	<0.14	<0.93	2.7	<0.60	<0.40	<0.40	<1.0
Tetrachloroethene (ug/L)	5 / 0.5	<0.13	<0.13	<0.13	<0.13	<0.13	<0.13	<0.18	<0.40	<0.40	<0.40	<0.40	<1.0
trans-1,2-Dichloroethene (ug/L)	100 / 20	<0.11	<0.11	<0.11	<0.11	<0.11	<0.11	<0.11	<0.60	<0.60	<0.50	<0.50	<1.0
1,1,1-Trichloroethane (ug/L)	200 / 40	<0.19	<0.19	<0.19	<0.19	<0.19	<0.19	<0.086	<0.60	<0.60	<0.60	<0.60	<1.0
1,1-Dichloroethene (ug/L)	7 / 0.7	<0.10	<0.10	<0.10	<0.10	<0.10	<0.10	<0.14	<0.50	<0.50	<0.40	<0.40	<1.0
1,2-Dichloroethane (ug/L)	5 / 0.5	<0.27	<0.27	<0.27	<0.27	<0.27	<0.27	<0.053	<0.50	<0.50	<0.30	<0.30	<1.0
1,1,2-Trichloroethane (ug/L)	5 / 0.5	<0.18	<0.18	<0.18	<0.18	<0.18	<0.18	<0.12	<0.40	<0.40	<0.50	<0.50	<1.0
Trichloroethene (ug/L)	5 / 0.5	<0.14	<0.14	J ^(0.27)	0.33	J ^(0.26)	0.39	2.9	0.63	0.50	J ^(0.46)	<0.15	J ^(0.44)
1,1-Dichloroethane (ug/L)	850 / 85	<0.26	<0.26	<0.26	<0.26	<0.26	<0.26	<0.063	<0.50	<0.50	<0.40	<0.40	<1.0
cis-1,2-Dichloroethene (ug/L)	70 / 7	<0.12	<0.12	<0.12	<0.12	<0.12	<0.12	<0.039	<0.60	<0.60	<0.40	<0.40	<1.0
Trichlorofluoromethane (ug/L)	3490 / 698	<0.51	<0.51	<0.51	<0.51	<0.51	<0.51	<0.11	<0.50	<0.50	<0.40	<0.40	<1.0
Chloroethane (ug/L)	400 / 80	<0.24	<0.24	<0.24	<0.24	J ^(0.38)	<0.24	<0.11	<0.70	<0.70	<0.40	<0.40	<1.0
Vinyl chloride (ug/L)	0.2 / 0.02	<0.11	<0.11	<0.11	<0.11	<0.11	<0.11	<0.13	<0.12	<0.12	<0.15	<0.15	<0.40
Chloromethane (ug/L)	3 / 0.3	<0.090	<0.090	<0.090	<0.090	<0.090	<0.090	<0.15	<0.24	<0.24	<0.30	<0.30	<4.0
Methylene chloride (ug/L)	5 / 0.5	<0.45	<0.45	<0.45	<0.45	<0.45	<0.45	<1.3	<0.40	<0.40	<0.50	<0.50	<4.0
p/m Xylene (ug/L)	Total Xylenes	<0.31	<0.31	<0.31	<0.31	<0.31	<0.31	<0.12	<1.0	<1.0	<0.50	<0.50	<2.0
o-Xylene (ug/L)	2000 / 400	<0.35	<0.35	<0.35	<0.35	<0.35	<0.35	<0.14	<0.40	<0.40	<0.50	<0.50	<1.0
Toluene (ug/L)	343 / 68.6	<0.16	<0.16	<0.16	<0.16	<0.16	<0.16	<0.075	<0.40	<0.40	<0.20	<0.20	<1.0

J- Result is less than the LOQ but greater than the LOD

B- Parameter was detected in the method blank.

LOD- Limit of Detection

²- May be associated with chlorination of well.

LOQ-Limit of Quantification

^D-Quantification was performed on a dilution of the sample.

ug/L- Micrograms per Liter (parts per billion).

- Indicates Detection.

*- Inorganic water quality data available.

ND- No Detect.

- Analytical data obtained from the WDNR Special Well Construction Area Data Base, Town of Hudson, Wisconsin.

TABLE 1 (cont.)

	ES / PAL	942 Waxon Ln. (cont.)		
		Jul-10	Mar-11	Jul-18
		Dichlorodifluoromethane (ug/L)	1000 / 200	<0.30
Tetrachloroethene (ug/L)	5 / 0.5	<0.15	<0.15	<0.17
trans-1,2-Dichloroethene (ug/L)	100 / 20	<0.11	<0.11	<0.12
1,1,1-Trichloroethane (ug/L)	200 / 40	<0.090	<0.090	<0.14
1,1-Dichloroethene (ug/L)	7 / 0.7	<0.20	<0.20	<0.16
1,2-Dichloroethane (ug/L)	5 / 0.5	<0.080	<0.080	<0.22
1,1,2-Trichloroethane (ug/L)	5 / 0.5	<0.11	<0.11	<0.18
Trichloroethene (ug/L)	5 / 0.5	J ^(0.28)	<0.14	J ^(0.50)
1,1-Dichloroethane (ug/L)	850 / 85	<0.080	<0.080	<0.17
cis-1,2-Dichloroethene (ug/L)	70 / 7	<0.23	<0.23	<0.15
Trichlorofluoromethane (ug/L)	3490 / 698	<0.14	<0.14	<0.23
Chloroethane (ug/L)	400 / 80	<0.32	<0.32	<0.49
Vinyl chloride (ug/L)	0.2 / 0.02	<0.11	<0.11	<0.092
Chloromethane (ug/L)	3 / 0.3	<0.36	<0.36	<0.16
Methylene chloride (ug/L)	5 / 0.5	<2.0	<2.0	<0.98
p/m Xylene (ug/L)	Total Xylenes	<0.15	<0.15	<0.31
o-Xylene (ug/L)	2000 / 400	<0.10	<0.10	<0.16
Toluene (ug/L)	343 / 68.6	<0.11	<0.11	<0.083

	ES / PAL	943 Waxon Ln.												
		Apr-97	Mar-00	Dec-00	Jun-01	Dec-01	Jun-02	Jan-03	Feb-04	Apr-05	Apr-06	Jun-07	Mar-08	
Dichlorodifluoromethane (ug/L)	1000 / 200	<0.14	<0.14	<0.14	<0.14	<0.14	<0.14	<0.14	<0.14	<0.14	<0.60	<0.60	<0.40	<0.40
Tetrachloroethene (ug/L)	5 / 0.5	<0.13	<0.13	<0.13	<0.13	<0.13	<0.13	J ^(0.16)	<0.13	<0.13	<0.40	<0.40	<0.40	<0.40
trans-1,2-Dichloroethene (ug/L)	100 / 20	<0.11	<0.11	<0.11	<0.11	<0.11	<0.11	<0.11	<0.11	<0.11	<0.60	<0.60	<0.50	<0.50
1,1,1-Trichloroethane (ug/L)	200 / 40	<0.19	<0.19	<0.19	<0.19	<0.19	<0.19	<0.19	<0.19	<0.19	<0.60	<0.60	<0.60	<0.60
1,1-Dichloroethene (ug/L)	7 / 0.7	<0.10	<0.10	<0.10	<0.10	<0.10	<0.10	<0.10	<0.10	<0.10	<0.50	<0.50	<0.40	<0.40
1,2-Dichloroethane (ug/L)	5 / 0.5	<0.27	<0.27	<0.27	<0.27	<0.27	<0.27	<0.27	<0.27	<0.27	<0.50	<0.50	<0.30	<0.30
1,1,2-Trichloroethane (ug/L)	5 / 0.5	<0.18	<0.18	<0.18	<0.18	<0.18	<0.18	<0.18	<0.18	<0.18	<0.40	<0.40	<0.50	<0.50
Trichloroethene (ug/L)	5 / 0.5	<0.14	<0.14	0.40	J ^(0.24)	J ^(0.24)	0.32	0.40	0.46	J ^(0.46)	0.53	0.48	J ^(0.27)	
1,1-Dichloroethane (ug/L)	850 / 85	<0.26	<0.26	<0.26	<0.26	<0.26	<0.26	<0.26	<0.26	<0.26	<0.50	<0.50	<0.40	<0.40
cis-1,2-Dichloroethene (ug/L)	70 / 7	<0.12	<0.12	<0.12	<0.12	<0.12	<0.12	<0.12	<0.12	<0.12	<0.60	<0.60	<0.40	<0.40
Trichlorofluoromethane (ug/L)	3490 / 698	<0.51	<0.51	<0.51	<0.51	<0.51	<0.51	<0.51	<0.51	<0.51	<0.50	<0.50	<0.40	<0.40
Chloroethane (ug/L)	400 / 80	<0.24	<0.24	<0.24	<0.24	<0.24	J ^(0.36)	<0.24	<0.24	<0.24	<0.70	<0.70	<0.40	<0.40
Vinyl chloride (ug/L)	0.2 / 0.02	<0.11	<0.11	<0.11	<0.11	<0.11	<0.11	<0.11	<0.11	<0.11	<0.12	<0.12	<0.15	<0.15
Chloromethane (ug/L)	3 / 0.3	<0.090	<0.090	<0.090	<0.090	<0.090	<0.090	<0.090	<0.090	<0.090	<0.24	<0.24	<0.30	<0.30
Methylene chloride (ug/L)	5 / 0.5	<0.45	<0.45	<0.45	<0.45	<0.45	<0.45	<0.45	<0.45	<0.45	<0.40	<0.40	<0.50	<0.50
p/m Xylene (ug/L)	Total Xylenes	<0.31	<0.31	<0.31	<0.31	<0.31	<0.31	<0.31	<0.31	<0.31	<1.0	<1.0	<0.50	<0.50
o-Xylene (ug/L)	2000 / 400	<0.35	<0.35	<0.35	<0.35	<0.35	<0.35	<0.35	<0.35	<0.35	<0.40	<0.40	<0.50	<0.50
Toluene (ug/L)	343 / 68.6	<0.16	<0.16	<0.16	<0.16	<0.16	<0.16	<0.16	<0.16	<0.16	<0.40	<0.40	<0.20	<0.20

J- Result is less than the LOQ but greater than the LOD

B- Parameter was detected in the method blank.

LOD- Limit of Detection

2- May be associated with chlorination of well.

LOQ-Limit of Quantification

D -Quantification was performed on a dilution of the sample.

ug/L- Micrograms per Liter (parts per billion).

- Indicates Detection.

*- Inorganic water quality data available.

ND- No Detect.

- Analytical data obtained from the WDNR Special Well Construction Area Data Base, Town of Hudson, Wisconsin.

TABLE 1 (cont.)

		943 Waxon Ln. (cont.)			
ES / PAL		Apr-09	Dec-09	Jul-10	Jun-11
Dichlorodifluoromethane (ug/L)	1000 / 200	<1.0	<1.0	<0.30	<0.23
Tetrachloroethene (ug/L)	5 / 0.5	<1.0	<1.0	<0.15	<0.26
trans-1,2-Dichloroethene (ug/L)	100 / 20	<1.0	<1.0	<0.11	<0.21
1,1,1-Trichloroethane (ug/L)	200 / 40	<1.0	<1.0	<0.090	<0.26
1,1-Dichloroethene (ug/L)	7 / 0.7	<1.0	<1.0	<0.20	<0.47
1,2-Dichloroethane (ug/L)	5 / 0.5	<1.0	<1.0	<0.080	<0.23
1,1,2-Trichloroethane (ug/L)	5 / 0.5	<1.0	<1.0	<0.11	<0.38
Trichloroethene (ug/L)	5 / 0.5	J ^(0.45)	J ^(0.40)	<0.14	<0.20
1,1-Dichloroethane (ug/L)	850 / 85	<1.0	<1.0	<0.080	<0.23
cis-1,2-Dichloroethene (ug/L)	70 / 7	<1.0	<1.0	<0.23	<0.37
Trichlorofluoromethane (ug/L)	3490 / 698	<1.0	<1.0	<0.14	<0.30
Chloroethane (ug/L)	400 / 80	<1.0	<1.0	<0.32	<0.32
Vinyl chloride (ug/L)	0.2 / 0.02	<0.40	<0.40	<0.11	<0.17
Chloromethane (ug/L)	3 / 0.3	<4.0	<4.0	<0.36	<0.36
Methylene chloride (ug/L)	5 / 0.5	<4.0	<4.0	<2.0	<2.0
p/m Xylene (ug/L)	Total Xylenes	<2.0	<2.0	<0.15	<0.66
o-Xylene (ug/L)	2000 / 400	<1.0	<1.0	<0.10	<0.46
Toluene (ug/L)	343 / 68.6	<1.0	<1.0	<0.11	<0.39

		946 Waxon Ln.											
ES / PAL		Jan-99	Jan-01	Jun-01	Dec-01	Jun-02	Jan-03	Apr-04	Mar-05	Mar-06	Apr-07	Mar-08	May-09
Dichlorodifluoromethane (ug/L)	1000 / 200	<0.14	<0.14	<0.14	<0.14	<0.14	<0.14	<0.40	2.6	<0.60	<0.29	<0.40	<1.0
Tetrachloroethene (ug/L)	5 / 0.5	<0.13	<0.13	<0.13	<0.13	<0.13	J ^(0.17)	<0.40	<0.40	<0.40	<0.29	<0.40	<1.0
trans-1,2-Dichloroethene (ug/L)	100 / 20	<0.11	<0.11	<0.11	<0.11	<0.11	<0.11	<0.50	<0.60	<0.60	<0.40	<0.50	<1.0
1,1,1-Trichloroethane (ug/L)	200 / 40	<0.19	<0.19	<0.19	<0.19	<0.19	<0.19	<0.50	<0.60	<0.60	<0.50	<0.60	<1.0
1,1-Dichloroethene (ug/L)	7 / 0.7	<0.10	<0.10	<0.10	<0.10	<0.10	<0.10	<0.30	<0.50	<0.50	<0.30	<0.40	<1.0
1,2-Dichloroethane (ug/L)	5 / 0.5	<0.27	<0.27	<0.27	<0.27	<0.27	<0.27	<0.40	<0.50	<0.50	<0.50	<0.30	<1.0
1,1,2-Trichloroethane (ug/L)	5 / 0.5	<0.18	<0.18	<0.18	<0.18	<0.18	<0.18	<0.40	<0.40	<0.40	<0.50	<0.50	<1.0
Trichloroethene (ug/L)	5 / 0.5	J ^(0.15)	J ^(0.23)	J ^(0.24)	J ^(0.15)	J ^(0.17)	0.36	0.48	0.64	J ^(0.41)	J ^(0.36)	J ^(0.41)	<0.25
1,1-Dichloroethane (ug/L)	850 / 85	<0.26	<0.26	<0.26	<0.26	<0.26	<0.26	<0.50	<0.50	<0.50	<0.40	<0.40	<1.0
cis-1,2-Dichloroethene (ug/L)	70 / 7	<0.12	<0.12	<0.12	<0.12	<0.12	<0.12	<0.25	<0.60	<0.60	<0.40	<0.40	<1.0
Trichlorofluoromethane (ug/L)	3490 / 698	<0.51	<0.51	<0.51	<0.51	<0.51	<0.51	<0.50	<0.50	<0.50	<0.70	<0.40	<1.0
Chloroethane (ug/L)	400 / 80	<0.24	<0.24	<0.24	<0.24	J ^(0.37)	<0.24	<0.50	<0.70	<0.70	<0.60	<0.40	<1.0
Vinyl chloride (ug/L)	0.2 / 0.02	<0.11	<0.11	<0.11	<0.11	<0.11	<0.11	<0.12	<0.12	<0.12	<0.15	<0.15	<0.40
Chloromethane (ug/L)	3 / 0.3	<0.090	<0.090	<0.090	<0.090	<0.090	<0.090	<0.30	<0.24	<0.24	<0.30	<0.30	<4.0
Methylene chloride (ug/L)	5 / 0.5	<0.45	<0.45	<0.45	<0.45	<0.45	<0.45	<0.50	<0.40	<0.40	<1.0	<0.50	<4.0
p/m Xylene (ug/L)	Total Xylenes	<0.31	<0.31	<0.31	<0.31	<0.31	<0.31	<0.70	<1.0	<1.0	<0.90	<0.50	<2.0
o-Xylene (ug/L)	2000 / 400	<0.35	<0.35	<0.35	<0.35	<0.35	<0.35	<0.30	<0.40	<0.40	<0.60	<0.50	<1.0
Toluene (ug/L)	343 / 68.6	<0.16	<0.16	<0.16	<0.16	<0.16	<0.16	<0.40	<0.40	<0.40	<0.40	<0.20	<1.0

J- Result is less than the LOQ but greater than the LOD

B- Parameter was detected in the method blank.

LOD- Limit of Detection

²- May be associated with chlorination of well.

LOQ-Limit of Quantification

^D-Quantification was performed on a dilution of the sample.

ug/L- Micrograms per Liter (parts per billion).

- Indicates Detection.

*- Inorganic water quality data available.

ND- No Detect.

- Analytical data obtained from the WDNR Special Well Construction Area Data Base, Town of Hudson, Wisconsin.

TABLE 1 (cont.)

		947 Waxon Ln.									
ES / PAL		Jan-99	Sep-00	Mar-02	Jan-03	Apr-04	Apr-05	Mar-06	Jun-07	Mar-08	Apr-09
Dichlorodifluoromethane (ug/L)	1000 / 200	<0.14	<0.14	<0.14	<0.14	<0.40	<0.60	<0.60	<0.40	<0.40	<1.0
Tetrachloroethene (ug/L)	5 / 0.5	<0.13	<0.13	<0.13	<0.13	<0.40	<0.40	<0.40	<0.40	<0.40	<1.0
trans-1,2-Dichloroethene (ug/L)	100 / 20	<0.11	<0.11	<0.11	<0.11	<0.50	<0.60	<0.60	<0.50	<0.50	<1.0
1,1,1-Trichloroethane (ug/L)	200 / 40	<0.19	<0.19	<0.19	<0.19	<0.50	<0.60	<0.60	<0.60	<0.60	<1.0
1,1-Dichloroethene (ug/L)	7 / 0.7	<0.10	<0.10	<0.10	<0.10	<0.30	<0.50	<0.50	<0.40	<0.40	<1.0
1,2-Dichloroethane (ug/L)	5 / 0.5	<0.27	<0.27	<0.27	<0.27	<0.40	<0.50	<0.50	<0.30	<0.30	<1.0
1,1,2-Trichloroethane (ug/L)	5 / 0.5	<0.18	<0.18	<0.18	<0.18	<0.40	<0.40	<0.40	<0.50	<0.50	<1.0
Trichloroethene (ug/L)	5 / 0.5	J ^(0.21)	<0.14	J ^(0.17)	J ^(0.27)	0.37	<0.15	J ^(0.36)	J ^(0.37)	0.32	J ^(0.42)
1,1-Dichloroethane (ug/L)	850 / 85	<0.26	<0.26	<0.26	<0.26	<0.50	<0.50	<0.50	<0.40	<0.40	<1.0
cis-1,2-Dichloroethene (ug/L)	70 / 7	<0.12	<0.12	<0.12	<0.12	<0.25	<0.60	<0.60	<0.40	<0.40	<1.0
Trichlorofluoromethane (ug/L)	3490 / 698	<0.51	<0.51	<0.51	<0.51	<0.50	<0.50	<0.50	<0.40	<0.40	<1.0
Chloroethane (ug/L)	400 / 80	<0.24	<0.24	<0.24	<0.24	<0.50	<0.70	<0.70	<0.40	<0.40	<1.0
Vinyl chloride (ug/L)	0.2 / 0.02	<0.11	<0.11	<0.11	<0.11	<0.12	<0.12	<0.12	<0.15	<0.15	<0.40
Chloromethane (ug/L)	3 / 0.3	<0.090	<0.090	<0.090	<0.090	<0.30	<0.24	<0.24	<0.30	<0.30	<4.0
Methylene chloride (ug/L)	5 / 0.5	<0.45	<0.45	<0.45	<0.45	<0.50	<0.40	<0.40	<0.50	<0.50	<4.0
p/m Xylene (ug/L)	Total Xylenes	<0.31	<0.31	<0.31	<0.31	<0.70	<1.0	<1.0	<0.50	<0.50	<2.0
o-Xylene (ug/L)	2000 / 400	<0.35	<0.35	<0.35	<0.35	<0.30	<0.40	<0.40	<0.50	<0.50	<1.0
Toluene (ug/L)	343 / 68.6	0.48	<0.16	<0.16	<0.16	<0.40	<0.40	<0.40	<0.20	<0.20	<1.0

		948 Waxon Ln.									
ES / PAL		Aug-98	Sep-00	Mar-02	Jan-03	Apr-04	Apr-05	Feb-06	Apr-07	Mar-08	Sep-09
Dichlorodifluoromethane (ug/L)	1000 / 200	<0.14	<0.14	J ^(0.17)	<0.14	<0.40	<0.60	<0.60	<0.29	<0.40	<1.0
Tetrachloroethene (ug/L)	5 / 0.5	<0.13	<0.13	<0.13	<0.13	<0.40	<0.40	<0.40	<0.29	<0.40	<1.0
trans-1,2-Dichloroethene (ug/L)	100 / 20	<0.11	<0.11	<0.11	<0.11	<0.50	<0.60	<0.60	<0.40	<0.50	<1.0
1,1,1-Trichloroethane (ug/L)	200 / 40	<0.19	<0.19	<0.19	<0.19	<0.50	<0.60	<0.60	<0.50	<0.60	<1.0
1,1-Dichloroethene (ug/L)	7 / 0.7	<0.10	<0.10	<0.10	<0.10	<0.30	<0.50	<0.50	<0.30	<0.40	<1.0
1,2-Dichloroethane (ug/L)	5 / 0.5	<0.27	<0.27	<0.27	<0.27	<0.40	<0.50	<0.50	<0.50	<0.30	<1.0
1,1,2-Trichloroethane (ug/L)	5 / 0.5	<0.18	<0.18	<0.18	<0.18	<0.40	<0.40	<0.40	<0.50	<0.50	<1.0
Trichloroethene (ug/L)	5 / 0.5	0.30	<0.14	0.40	0.42	0.46	0.58	0.55	J ^(0.49)	J ^(0.39)	J ^(0.57)
1,1-Dichloroethane (ug/L)	850 / 85	<0.26	<0.26	<0.26	<0.26	<0.50	<0.50	<0.50	<0.40	<0.40	<1.0
cis-1,2-Dichloroethene (ug/L)	70 / 7	<0.12	<0.12	<0.12	<0.12	<0.25	<0.60	<0.60	<0.40	<0.40	<1.0
Trichlorofluoromethane (ug/L)	3490 / 698	<0.51	<0.51	<0.51	<0.51	<0.50	<0.50	<0.50	<0.70	<0.40	<1.0
Chloroethane (ug/L)	400 / 80	<0.24	<0.24	<0.24	<0.24	<0.50	<0.70	<0.70	<0.60	<0.40	<1.0
Vinyl chloride (ug/L)	0.2 / 0.02	<0.11	<0.11	<0.11	<0.11	<0.12	<0.12	<0.12	<0.15	<0.15	<0.40
Chloromethane (ug/L)	3 / 0.3	<0.090	<0.090	<0.090	<0.090	<0.30	<0.24	<0.24	J ^(0.39)	<0.30	<4.0
Methylene chloride (ug/L)	5 / 0.5	<0.45	<0.45	<0.45	<0.45	<0.50	1.4	<0.40	<1.0	<0.50	<4.0
p/m Xylene (ug/L)	Total Xylenes	<0.31	<0.31	<0.31	<0.31	<0.70	<1.0	<1.0	<0.90	<0.50	<2.0
o-Xylene (ug/L)	2000 / 400	<0.35	<0.35	<0.35	<0.35	<0.30	<0.40	<0.40	<0.60	<0.50	<1.0
Toluene (ug/L)	343 / 68.6	<0.16	<0.16	<0.16	<0.16	<0.40	<0.40	<0.40	<0.40	<0.20	<1.0

J- Result is less than the LOQ but greater than the LOD

B- Parameter was detected in the method blank.

LOD- Limit of Detection

²- May be associated with chlorination of well.

LOQ-Limit of Quantification

^D-Quantification was performed on a dilution of the sample.

ug/L- Micrograms per Liter (parts per billion).

- Indicates Detection.

*- Inorganic water quality data available.

ND- No Detect.

- Analytical data obtained from the WDNR Special Well Construction Area Data Base, Town of Hudson, Wisconsin.

TABLE 1 (cont.)

ES / PAL		950 Waxon Ln.								
		Mar-00	Jun-01	Dec-01	Jun-02	Jan-03	Jul-03	Dec-03	Jul-04	Jan-05
Dichlorodifluoromethane (ug/L)	1000 / 200	<0.14	<0.14	<0.14	<0.14	<0.14	<0.14	<0.14	<0.063	<0.40
Tetrachloroethene (ug/L)	5 / 0.5	<0.13	<0.13	<0.13	<0.13	<0.13	<0.13	<0.13	<0.075	<0.40
trans-1,2-Dichloroethene (ug/L)	100 / 20	<0.11	<0.11	<0.11	<0.11	<0.11	<0.11	<0.11	<0.059	<0.50
1,1,1-Trichloroethane (ug/L)	200 / 40	<0.19	<0.19	<0.19	<0.19	<0.19	<0.19	<0.19	<0.065	<0.50
1,1-Dichloroethene (ug/L)	7 / 0.7	<0.10	<0.10	<0.10	<0.10	<0.10	<0.10	<0.10	<0.061	<0.30
1,2-Dichloroethane (ug/L)	5 / 0.5	<0.27	<0.27	<0.27	<0.27	<0.27	<0.27	<0.27	<0.054	<0.40
1,1,2-Trichloroethane (ug/L)	5 / 0.5	<0.18	<0.18	<0.18	<0.18	<0.18	<0.18	<0.18	<0.052	<0.40
Trichloroethene (ug/L)	5 / 0.5	<0.14	J ^(0.19)	<0.14	<0.14	<0.14	J ^(0.27)	J ^(0.22)	J ^(0.35)	J ^(0.44)
1,1-Dichloroethane (ug/L)	850 / 85	<0.26	<0.26	<0.26	<0.26	<0.26	<0.26	<0.26	<0.057	<0.50
cis-1,2-Dichloroethene (ug/L)	70 / 7	<0.12	<0.12	<0.12	<0.12	<0.12	<0.12	<0.12	<0.055	<0.25
Trichlorofluoromethane (ug/L)	3490 / 698	<0.51	<0.51	<0.51	<0.51	<0.51	<0.51	<0.51	<0.060	<0.50
Chloroethane (ug/L)	400 / 80	<0.24	<0.24	<0.24	<0.24	<0.24	<0.24	<0.24	<0.074	<0.50
Vinyl chloride (ug/L)	0.2 / 0.02	<0.11	<0.11	<0.11	<0.11	<0.11	<0.11	<0.11	<0.065	<0.12
Chloromethane (ug/L)	3 / 0.3	<0.090	<0.090	<0.090	<0.090	<0.090	<0.090	<0.090	<0.074	<0.30
Methylene chloride (ug/L)	5 / 0.5	<0.45	<0.45	<0.45	<0.45	<0.45	<0.45	<0.45	<0.44	<0.50
p/m Xylene (ug/L)	Total Xylenes	<0.31	<0.31	<0.31	<0.31	<0.31	<0.31	<0.31	<0.13	<0.70
o-Xylene (ug/L)	2000 / 400	<0.35	<0.35	<0.35	<0.35	<0.35	<0.35	<0.35	<0.062	<0.30
Toluene (ug/L)	343 / 68.6	<0.16	<0.16	<0.16	<0.16	<0.16	<0.16	<0.16	<0.069	<0.40

ES / PAL		950 Waxon Ln. (cont.)			
		May-05	Dec-05	Jul-06	Aug-09
Dichlorodifluoromethane (ug/L)	1000 / 200	<0.60	<0.60	<0.29	<1.0
Tetrachloroethene (ug/L)	5 / 0.5	<0.40	<0.40	<0.29	<1.0
trans-1,2-Dichloroethene (ug/L)	100 / 20	<0.60	<0.60	<0.40	<1.0
1,1,1-Trichloroethane (ug/L)	200 / 40	<0.60	<0.60	<0.50	<1.0
1,1-Dichloroethene (ug/L)	7 / 0.7	<0.50	<0.50	<0.30	<1.0
1,2-Dichloroethane (ug/L)	5 / 0.5	<0.50	<0.50	<0.50	<1.0
1,1,2-Trichloroethane (ug/L)	5 / 0.5	<0.40	<0.40	<0.50	<1.0
Trichloroethene (ug/L)	5 / 0.5	J ^(0.43)	J ^(0.48)	J ^(0.39)	J ^(0.53)
1,1-Dichloroethane (ug/L)	850 / 85	<0.50	<0.50	<0.40	<1.0
cis-1,2-Dichloroethene (ug/L)	70 / 7	<0.60	<0.60	<0.40	<1.0
Trichlorofluoromethane (ug/L)	3490 / 698	<0.50	<0.50	<0.70	<1.0
Chloroethane (ug/L)	400 / 80	<0.70	<0.70	<0.60	<1.0
Vinyl chloride (ug/L)	0.2 / 0.02	<0.12	<0.12	<0.15	<0.40
Chloromethane (ug/L)	3 / 0.3	<0.24	<0.24	<0.30	<1.0
Methylene chloride (ug/L)	5 / 0.5	<0.40	<0.40	<1.0	<4.0
p/m Xylene (ug/L)	Total Xylenes	<1.0	<1.0	<0.90	<2.0
o-Xylene (ug/L)	2000 / 400	<0.40	<0.40	<0.60	<1.0
Toluene (ug/L)	343 / 68.6	<0.40	<0.40	<0.40	<1.0

J- Result is less than the LOQ but greater than the LOD

B- Parameter was detected in the method blank.

LOD- Limit of Detection

2- May be associated with chlorination of well.

LOQ-Limit of Quantification

D -Quantification was performed on a dilution of the sample.

ug/L- Micrograms per Liter (parts per billion).

- Indicates Detection.

*- Inorganic water quality data available.

ND- No Detect.

- Analytical data obtained from the WDNR Special Well Construction Area Data Base, Town of Hudson, Wisconsin.

TABLE 1 (cont.)

ES / PAL	892 Wert Rd.	
	Apr-92	
Dichlorodifluoromethane (ug/L)	1000 / 200	
Tetrachloroethene (ug/L)	5 / 0.5	ND
trans-1,2-Dichloroethene (ug/L)	100 / 20	
1,1,1-Trichloroethane (ug/L)	200 / 40	ND
1,1-Dichloroethene (ug/L)	7 / 0.7	ND
1,2-Dichloroethane (ug/L)	5 / 0.5	
1,1,2-Trichloroethane (ug/L)	5 / 0.5	
Trichloroethene (ug/L)	5 / 0.5	ND
1,1-Dichloroethane (ug/L)	850 / 85	ND
cis-1,2-Dichloroethene (ug/L)	70 / 7	
Trichlorofluoromethane (ug/L)	3490 / 698	ND
Chloroethane (ug/L)	400 / 80	
Vinyl chloride (ug/L)	0.2 / 0.02	
Chloromethane (ug/L)	3 / 0.3	
Methylene chloride (ug/L)	5 / 0.5	
p/m Xylene (ug/L)	Total Xylenes	
o-Xylene (ug/L)	2000 / 400	
Toluene (ug/L)	343 / 68.6	

ES / PAL	903 Wert Rd.													
	Mar-00	Jul-01	Dec-01	Jun-02	Jan-03	Jul-03	Dec-03	Jul-04	Jan-05	May-05	Dec-05	Jul-06		
Dichlorodifluoromethane (ug/L)	1000 / 200	<0.14	<0.14	<0.14	<0.14	<0.14	<0.14	<0.14	<0.14	<0.063	<0.40	<0.60	<0.60	<0.29
Tetrachloroethene (ug/L)	5 / 0.5	<0.13	<0.13	<0.13	<0.13	<0.13	<0.13	<0.13	<0.13	<0.075	<0.40	<0.40	<0.40	<0.29
trans-1,2-Dichloroethene (ug/L)	100 / 20	<0.11	<0.11	<0.11	<0.11	<0.11	<0.11	<0.11	<0.11	<0.059	<0.50	<0.60	<0.60	<0.40
1,1,1-Trichloroethane (ug/L)	200 / 40	<0.19	<0.19	<0.19	<0.19	<0.19	<0.19	<0.19	<0.19	<0.065	<0.50	<0.60	<0.60	<0.50
1,1-Dichloroethene (ug/L)	7 / 0.7	<0.10	<0.10	<0.10	<0.10	<0.10	<0.10	<0.10	<0.10	<0.061	<0.30	<0.50	<0.50	<0.30
1,2-Dichloroethane (ug/L)	5 / 0.5	<0.27	<0.27	<0.27	<0.27	<0.27	<0.27	<0.27	<0.27	<0.054	<0.40	<0.50	<0.50	<0.50
1,1,2-Trichloroethane (ug/L)	5 / 0.5	<0.18	<0.18	<0.18	<0.18	<0.18	<0.18	<0.18	<0.18	<0.052	<0.40	<0.40	<0.40	<0.50
Trichloroethene (ug/L)	5 / 0.5	<0.14	J ^(0.29)	<0.14	<0.14	<0.14	<0.14	<0.14	<0.14	<0.074	0.20	<0.15	<0.15	J ^(0.16)
1,1-Dichloroethane (ug/L)	850 / 85	<0.26	<0.26	<0.26	<0.26	<0.26	<0.26	<0.26	<0.26	<0.057	<0.50	<0.50	<0.50	<0.40
cis-1,2-Dichloroethene (ug/L)	70 / 7	<0.12	<0.12	<0.12	<0.12	<0.12	<0.12	<0.12	<0.12	<0.055	<0.25	<0.60	<0.60	<0.40
Trichlorofluoromethane (ug/L)	3490 / 698	<0.51	<0.51	<0.51	<0.51	<0.51	<0.51	<0.51	<0.51	<0.060	<0.50	<0.50	<0.50	<0.70
Chloroethane (ug/L)	400 / 80	<0.24	<0.24	<0.24	<0.24	<0.24	<0.24	<0.24	<0.24	<0.074	<0.50	<0.70	<0.70	<0.60
Vinyl chloride (ug/L)	0.2 / 0.02	<0.11	<0.11	<0.11	<0.11	<0.11	<0.11	<0.11	<0.11	<0.065	<0.12	<0.12	<0.12	<0.15
Chloromethane (ug/L)	3 / 0.3	<0.090	<0.090	<0.090	<0.090	<0.090	<0.090	<0.090	<0.090	<0.074	<0.30	<0.24	<0.24	<0.30
Methylene chloride (ug/L)	5 / 0.5	<0.45	<0.45	<0.45	<0.45	<0.45	<0.45	<0.45	<0.45	<0.44	<0.50	<0.40	<0.40	<1.0
p/m Xylene (ug/L)	Total Xylenes	<0.31	<0.31	<0.31	<0.31	<0.31	<0.31	<0.31	<0.31	<0.13	<0.70	<1.0	<1.0	<0.90
o-Xylene (ug/L)	2000 / 400	<0.35	<0.35	<0.35	<0.35	<0.35	<0.35	<0.35	<0.35	<0.062	<0.30	<0.40	<0.40	<0.60
Toluene (ug/L)	343 / 68.6	<0.16	<0.16	<0.16	<0.16	<0.16	<0.16	<0.16	<0.16	<0.069	<0.40	<0.40	<0.40	<0.40

J- Result is less than the LOQ but greater than the LOD

B- Parameter was detected in the method blank.

LOD- Limit of Detection

²- May be associated with chlorination of well.

LOQ-Limit of Quantification

^D-Quantification was performed on a dilution of the sample.

ug/L- Micrograms per Liter (parts per billion).

- Indicates Detection.

*- Inorganic water quality data available.

ND- No Detect.

- Analytical data obtained from the WDNR Special Well Construction Area Data Base, Town of Hudson, Wisconsin.

TABLE 1 (cont.)

		903 Wert Rd. (cont.)			
ES / PAL		Aug-06	Dec-06	Jul-07	Jul-08
Dichlorodifluoromethane (ug/L)	1000 / 200	<0.29	<0.29	<0.40	<0.40
Tetrachloroethene (ug/L)	5 / 0.5	<0.29	<0.29	<0.40	<0.40
trans-1,2-Dichloroethene (ug/L)	100 / 20	<0.40	<0.40	<0.50	<0.50
1,1,1-Trichloroethane (ug/L)	200 / 40	<0.50	<0.50	<0.60	<0.60
1,1-Dichloroethene (ug/L)	7 / 0.7	<0.30	<0.30	<0.40	<0.40
1,2-Dichloroethane (ug/L)	5 / 0.5	<0.50	<0.50	<0.30	<0.30
1,1,2-Trichloroethane (ug/L)	5 / 0.5	<0.50	<0.50	<0.50	<0.50
Trichloroethene (ug/L)	5 / 0.5	<0.15	<0.15	J ^(0.15)	<0.15
1,1-Dichloroethane (ug/L)	850 / 85	<0.40	<0.40	<0.40	<0.40
cis-1,2-Dichloroethene (ug/L)	70 / 7	<0.40	<0.40	<0.40	<0.40
Trichlorofluoromethane (ug/L)	3490 / 698	<0.70	<0.70	<0.40	<0.40
Chloroethane (ug/L)	400 / 80	<0.60	<0.60	<0.40	<0.40
Vinyl chloride (ug/L)	0.2 / 0.02	<0.15	<0.15	<0.15	<0.15
Chloromethane (ug/L)	3 / 0.3	J ^(0.34)	<0.30	<0.30	<0.30
Methylene chloride (ug/L)	5 / 0.5	<1.0	<1.0	<0.50	<0.50
p/m Xylene (ug/L)	Total Xylenes	<0.90	<0.90	<0.50	<0.50
o-Xylene (ug/L)	2000 / 400	<0.60	<0.60	<0.50	<0.50
Toluene (ug/L)	343 / 68.6	<0.40	<0.40	<0.20	<0.20

		911 Wert Rd.											
ES / PAL		May-96	Dec-96	Mar-00	Jan-01	Jun-01	Dec-01	Jun-02	Jan-03	Jul-03	Dec-03	Jul-04	Jan-05
Dichlorodifluoromethane (ug/L)	1000 / 200	<0.14	<0.14	<0.14	<0.14	<0.14	<0.14	<0.14	<0.14	<0.14	<0.14	<0.063	<0.40
Tetrachloroethene (ug/L)	5 / 0.5	<0.13	<0.13	<0.13	<0.13	<0.13	<0.13	<0.13	<0.13	<0.13	<0.13	<0.075	<0.40
trans-1,2-Dichloroethene (ug/L)	100 / 20	<0.11	<0.11	<0.11	<0.11	<0.11	<0.11	<0.11	<0.11	<0.11	<0.11	<0.059	<0.50
1,1,1-Trichloroethane (ug/L)	200 / 40	<0.19	<0.19	<0.19	<0.19	<0.19	<0.19	<0.19	<0.19	<0.19	<0.19	<0.065	<0.50
1,1-Dichloroethene (ug/L)	7 / 0.7	<0.10	<0.10	<0.10	<0.10	<0.10	<0.10	<0.10	<0.10	<0.10	<0.10	<0.061	<0.30
1,2-Dichloroethane (ug/L)	5 / 0.5	<0.27	<0.27	<0.27	<0.27	<0.27	<0.27	<0.27	<0.27	<0.27	<0.27	<0.054	<0.40
1,1,2-Trichloroethane (ug/L)	5 / 0.5	<0.18	<0.18	<0.18	<0.18	<0.18	<0.18	<0.18	<0.18	<0.18	<0.18	<0.052	<0.40
Trichloroethene (ug/L)	5 / 0.5	0.45	<0.14	<0.14	<0.14	J ^(0.15)	<0.14	<0.14	<0.14	J ^(0.16)	<0.14	<0.074	J ^(0.24)
1,1-Dichloroethane (ug/L)	850 / 85	<0.26	<0.26	<0.26	<0.26	<0.26	<0.26	<0.26	<0.26	<0.26	<0.26	<0.057	<0.50
cis-1,2-Dichloroethene (ug/L)	70 / 7	<0.12	<0.12	<0.12	<0.12	<0.12	<0.12	<0.12	<0.12	<0.12	<0.12	<0.055	<0.25
Trichlorofluoromethane (ug/L)	3490 / 698	<0.51	<0.51	<0.51	<0.51	<0.51	<0.51	<0.51	<0.51	<0.51	<0.51	<0.060	<0.50
Chloroethane (ug/L)	400 / 80	<0.24	<0.24	<0.24	<0.24	<0.24	<0.24	<0.24	<0.24	<0.24	<0.24	<0.074	<0.50
Vinyl chloride (ug/L)	0.2 / 0.02	<0.11	<0.11	<0.11	<0.11	<0.11	<0.11	<0.11	<0.11	<0.11	<0.11	<0.065	<0.12
Chloromethane (ug/L)	3 / 0.3	<0.090	<0.090	<0.090	<0.090	<0.090	<0.090	<0.090	<0.090	<0.090	<0.090	<0.074	<0.30
Methylene chloride (ug/L)	5 / 0.5	<0.45	<0.45	<0.45	<0.45	<0.45	<0.45	<0.45	<0.45	<0.45	<0.45	<0.44	<0.50
p/m Xylene (ug/L)	Total Xylenes	<0.31	<0.31	<0.31	<0.31	<0.31	<0.31	<0.31	<0.31	<0.31	<0.31	<0.13	<0.70
o-Xylene (ug/L)	2000 / 400	<0.35	<0.35	<0.35	<0.35	<0.35	<0.35	<0.35	<0.35	<0.35	<0.35	<0.062	<0.30
Toluene (ug/L)	343 / 68.6	<0.16	<0.16	<0.16	<0.16	<0.16	<0.16	<0.16	<0.16	<0.16	<0.16	<0.069	<0.40

J- Result is less than the LOQ but greater than the LOD

B- Parameter was detected in the method blank.

LOD- Limit of Detection

²- May be associated with chlorination of well.

LOQ-Limit of Quantification

^D-Quantification was performed on a dilution of the sample.

ug/L- Micrograms per Liter (parts per billion).

- Indicates Detection.

*- Inorganic water quality data available.

ND- No Detect.

- Analytical data obtained from the WDNR Special Well Construction Area Data Base, Town of Hudson, Wisconsin.

TABLE 1 (cont.)

		911 Wert Rd. (cont.)					
ES / PAL		May-05	Dec-05	Jul-06	Dec-06	Jul-07	Jul-08
Dichlorodifluoromethane (ug/L)	1000 / 200	<0.60	<0.60	<0.29	<0.29	<0.40	<0.40
Tetrachloroethene (ug/L)	5 / 0.5	<0.40	<0.40	<0.29	<0.29	<0.40	<0.40
trans-1,2-Dichloroethene (ug/L)	100 / 20	<0.60	<0.60	<0.40	<0.40	<0.50	<0.50
1,1,1-Trichloroethane (ug/L)	200 / 40	<0.60	<0.60	<0.50	<0.50	<0.60	<0.60
1,1-Dichloroethene (ug/L)	7 / 0.7	<0.50	<0.50	<0.30	<0.30	<0.40	<0.40
1,2-Dichloroethane (ug/L)	5 / 0.5	<0.50	<0.50	<0.50	<0.50	<0.30	<0.30
1,1,2-Trichloroethane (ug/L)	5 / 0.5	<0.40	<0.40	<0.50	<0.50	<0.50	<0.50
Trichloroethene (ug/L)	5 / 0.5	<0.15	<0.15	<0.15	J ^(0.31)	<0.15	<0.15
1,1-Dichloroethane (ug/L)	850 / 85	<0.50	<0.50	<0.40	<0.40	<0.40	<0.40
cis-1,2-Dichloroethene (ug/L)	70 / 7	<0.60	<0.60	<0.40	<0.40	<0.40	<0.40
Trichlorofluoromethane (ug/L)	3490 / 698	<0.50	<0.50	<0.70	<0.70	<0.40	<0.40
Chloroethane (ug/L)	400 / 80	<0.70	<0.70	<0.60	<0.60	<0.40	<0.40
Vinyl chloride (ug/L)	0.2 / 0.02	<0.12	<0.12	<0.15	<0.15	<0.15	<0.15
Chloromethane (ug/L)	3 / 0.3	<0.24	<0.24	<0.30	J ^(0.84)	<0.30	<0.30
Methylene chloride (ug/L)	5 / 0.5	<0.40	<0.40	<1.0	<1.0	<0.50	<0.50
p/m Xylene (ug/L)	Total Xylenes	<1.0	<1.0	<0.90	<0.90	<0.50	<0.50
o-Xylene (ug/L)	2000 / 400	<0.40	<0.40	<0.60	<0.60	<0.50	<0.50
Toluene (ug/L)	343 / 68.6	<0.40	<0.40	<0.40	<0.40	<0.20	<0.20

		928 Wert Rd.											
ES / PAL		May-96	Dec-96	Mar-00	Jan-01	Jul-01	Jan-02	Jun-02	Jan-03	Jul-03	Dec-03	Jul-04	Jan-05
Dichlorodifluoromethane (ug/L)	1000 / 200	<0.14	<0.14	<0.14	<0.14	<0.14	<0.14	<0.14	<0.14	<0.14	<0.14	<0.063	<0.40
Tetrachloroethene (ug/L)	5 / 0.5	<0.13	<0.13	<0.13	<0.13	<0.13	<0.13	<0.13	<0.13	<0.13	<0.13	<0.075	<0.40
trans-1,2-Dichloroethene (ug/L)	100 / 20	<0.11	<0.11	<0.11	<0.11	<0.11	<0.11	<0.11	<0.11	<0.11	<0.11	<0.059	<0.50
1,1,1-Trichloroethane (ug/L)	200 / 40	<0.19	<0.19	<0.19	<0.19	<0.19	<0.19	<0.19	<0.19	<0.19	<0.19	<0.065	<0.50
1,1-Dichloroethene (ug/L)	7 / 0.7	<0.10	<0.10	<0.10	<0.10	<0.10	<0.10	<0.10	<0.10	<0.10	<0.10	<0.061	<0.30
1,2-Dichloroethane (ug/L)	5 / 0.5	<0.27	<0.27	<0.27	<0.27	<0.27	<0.27	<0.27	<0.27	<0.27	<0.27	<0.054	<0.40
1,1,2-Trichloroethane (ug/L)	5 / 0.5	<0.18	<0.18	<0.18	<0.18	<0.18	<0.18	<0.18	<0.18	<0.18	<0.18	<0.052	<0.40
Trichloroethene (ug/L)	5 / 0.5	0.48	<0.14	<0.14	<0.14	0.33	<0.14	<0.14	<0.14	<0.14	<0.14	<0.074	0.25
1,1-Dichloroethane (ug/L)	850 / 85	<0.26	<0.26	<0.26	<0.26	<0.26	<0.26	<0.26	<0.26	<0.26	<0.26	<0.057	<0.50
cis-1,2-Dichloroethene (ug/L)	70 / 7	<0.12	<0.12	<0.12	<0.12	<0.12	<0.12	<0.12	<0.12	<0.12	<0.12	<0.055	<0.25
Trichlorofluoromethane (ug/L)	3490 / 698	<0.51	<0.51	<0.51	<0.51	<0.51	<0.51	<0.51	<0.51	<0.51	<0.51	<0.060	<0.50
Chloroethane (ug/L)	400 / 80	<0.24	<0.24	<0.24	<0.24	<0.24	<0.24	<0.24	<0.24	<0.24	<0.24	<0.074	<0.50
Vinyl chloride (ug/L)	0.2 / 0.02	<0.11	<0.11	<0.11	<0.11	<0.11	<0.11	<0.11	<0.11	<0.11	<0.11	<0.065	<0.12
Chloromethane (ug/L)	3 / 0.3	<0.090	<0.090	<0.090	<0.090	<0.090	<0.090	<0.090	<0.090	<0.090	<0.090	<0.074	<0.30
Methylene chloride (ug/L)	5 / 0.5	<0.45	<0.45	<0.45	<0.45	<0.45	<0.45	<0.45	<0.45	<0.45	<0.45	<0.44	<0.50
p/m Xylene (ug/L)	Total Xylenes	<0.31	<0.31	<0.31	<0.31	<0.31	<0.31	<0.31	<0.31	<0.31	<0.31	<0.13	<0.70
o-Xylene (ug/L)	2000 / 400	<0.35	<0.35	<0.35	<0.35	<0.35	<0.35	<0.35	<0.35	<0.35	<0.35	<0.62	<0.30
Toluene (ug/L)	343 / 68.6	<0.16	<0.16	<0.16	<0.16	<0.16	<0.16	<0.16	<0.16	<0.16	<0.16	<0.069	<0.40

J- Result is less than the LOQ but greater than the LOD

B- Parameter was detected in the method blank.

LOD- Limit of Detection

²- May be associated with chlorination of well.

LOQ-Limit of Quantification

^D-Quantification was performed on a dilution of the sample.

ug/L- Micrograms per Liter (parts per billion).

- Indicates Detection.

*- Inorganic water quality data available.

ND- No Detect.

- Analytical data obtained from the WDNR Special Well Construction Area Data Base, Town of Hudson, Wisconsin.

TABLE 1 (cont.)

		928 Wert Rd. (cont.)					
ES / PAL		Jun-05	Dec-05	Jul-06	Dec-06	Jul-07	Jul-08
Dichlorodifluoromethane (ug/L)	1000 / 200	<0.60	<0.60	<0.29	<0.29	<0.40	<0.40
Tetrachloroethene (ug/L)	5 / 0.5	<0.40	<0.40	<0.29	<0.29	<0.40	<0.40
trans-1,2-Dichloroethene (ug/L)	100 / 20	<0.60	<0.60	<0.40	<0.40	<0.50	<0.50
1,1,1-Trichloroethane (ug/L)	200 / 40	<0.60	<0.60	<0.50	<0.50	<0.60	<0.60
1,1-Dichloroethene (ug/L)	7 / 0.7	<0.50	<0.50	<0.30	<0.30	<0.40	<0.40
1,2-Dichloroethane (ug/L)	5 / 0.5	<0.50	<0.50	<0.50	<0.50	<0.30	<0.30
1,1,2-Trichloroethane (ug/L)	5 / 0.5	<0.40	<0.40	<0.50	<0.50	<0.50	<0.50
Trichloroethene (ug/L)	5 / 0.5	<0.15	<0.15	<0.15	<0.15	<0.15	<0.15
1,1-Dichloroethane (ug/L)	850 / 85	<0.50	<0.50	<0.40	<0.40	<0.40	<0.40
cis-1,2-Dichloroethene (ug/L)	70 / 7	<0.60	<0.60	<0.40	<0.40	<0.40	<0.40
Trichlorofluoromethane (ug/L)	3490 / 698	<0.50	<0.50	<0.70	<0.70	<0.40	<0.40
Chloroethane (ug/L)	400 / 80	<0.70	<0.70	<0.60	<0.60	<0.40	<0.40
Vinyl chloride (ug/L)	0.2 / 0.02	<0.12	<0.12	<0.15	<0.15	<0.15	<0.15
Chloromethane (ug/L)	3 / 0.3	<0.24	<0.24	<0.30	<0.30	<0.30	<0.30
Methylene chloride (ug/L)	5 / 0.5	<0.40	<0.40	<1.0	<1.0	<0.50	<0.50
p/m Xylene (ug/L)	Total Xylenes	<1.0	<1.0	<0.90	<0.90	<0.50	<0.50
o-Xylene (ug/L)	2000 / 400	<0.40	<0.40	<0.60	<0.60	<0.50	<0.50
Toluene (ug/L)	343 / 68.6	<0.40	<0.40	<0.40	4.6	<0.20	<0.20

		930 Wert Rd.*											
ES / PAL		Apr-92	May-96	Jun-96	Aug-98	Feb-00	Jul-01	Jan-01	Jul-03	Jan-04	Jul-04	Jan-05	Jun-05
Dichlorodifluoromethane (ug/L)	1000 / 200		<0.14	<0.14	<0.14	<0.14	<0.14	<0.14	<0.14	<0.14	<0.063	<0.40	<0.60
Tetrachloroethene (ug/L)	5 / 0.5	ND	<0.13	<0.13	<0.13	<0.13	<0.13	<0.13	<0.13	<0.13	<0.075	<0.40	<0.40
trans-1,2-Dichloroethene (ug/L)	100 / 20		<0.11	<0.11	<0.11	<0.11	<0.11	<0.11	<0.11	<0.11	<0.059	<0.50	<0.60
1,1,1-Trichloroethane (ug/L)	200 / 40	ND	<0.19	<0.19	<0.19	<0.19	<0.19	<0.19	<0.19	<0.19	<0.065	<0.50	<0.60
1,1-Dichloroethene (ug/L)	7 / 0.7	ND	<0.10	<0.10	<0.10	<0.10	<0.10	<0.10	<0.10	<0.10	<0.061	<0.30	<0.50
1,2-Dichloroethane (ug/L)	5 / 0.5		<0.27	<0.27	<0.27	<0.27	<0.27	<0.27	<0.27	<0.27	<0.054	<0.40	<0.50
1,1,2-Trichloroethane (ug/L)	5 / 0.5		<0.18	<0.18	<0.18	<0.18	<0.18	<0.18	<0.18	<0.18	<0.052	<0.40	<0.40
Trichloroethene (ug/L)	5 / 0.5	ND	0.44	0.48	<0.14	<0.14	J ^(0.29)	<0.14	J ^(0.14)	<0.14	<0.074	J ^(0.20)	<0.15
1,1-Dichloroethane (ug/L)	850 / 85	ND	<0.26	<0.26	<0.26	<0.26	<0.26	<0.26	<0.26	<0.26	<0.057	<0.50	<0.50
cis-1,2-Dichloroethene (ug/L)	70 / 7		<0.12	<0.12	<0.12	<0.12	<0.12	<0.12	<0.12	<0.12	<0.055	<0.25	<0.60
Trichlorofluoromethane (ug/L)	3490 / 698	ND	<0.51	<0.51	<0.51	<0.51	<0.51	<0.51	<0.51	<0.51	<0.060	<0.50	<0.50
Chloroethane (ug/L)	400 / 80		<0.24	<0.24	<0.24	<0.24	<0.24	<0.24	<0.24	<0.24	<0.074	<0.50	<0.70
Vinyl chloride (ug/L)	0.2 / 0.02		<0.11	<0.11	<0.11	<0.11	<0.11	<0.11	<0.11	<0.11	<0.065	<0.12	<0.12
Chloromethane (ug/L)	3 / 0.3		<0.090	<0.090	<0.090	<0.090	<0.090	<0.090	<0.090	<0.090	<0.074	<0.30	<0.24
Methylene chloride (ug/L)	5 / 0.5		<0.45	<0.45	<0.45	<0.45	<0.45	<0.45	<0.45	<0.45	<0.44	<0.50	<0.40
p/m Xylene (ug/L)	Total Xylenes		<0.31	<0.31	<0.31	<0.31	<0.31	<0.31	<0.31	<0.31	<0.13	<0.70	<1.0
o-Xylene (ug/L)	2000 / 400		<0.35	0.44	<0.35	<0.35	<0.35	<0.35	<0.35	<0.35	<0.062	<0.30	<0.40
Toluene (ug/L)	343 / 68.6		<0.16	<0.16	<0.16	<0.16	<0.16	<0.16	<0.16	<0.16	<0.069	<0.40	<0.40

J- Result is less than the LOQ but greater than the LOD

B- Parameter was detected in the method blank.

LOD- Limit of Detection

²- May be associated with chlorination of well.

LOQ-Limit of Quantification

ᵀ - Quantification was performed on a dilution of the sample.

ug/L- Micrograms per Liter (parts per billion).

- Indicates Detection.

*- Inorganic water quality data available.

ND- No Detect.

- Analytical data obtained from the WDNR Special Well Construction Area Data Base, Town of Hudson, Wisconsin.

TABLE 1 (cont.)

ES / PAL	930 Wert Rd. (cont.)*					
	Dec-05	Jul-06	Mar-07	Jul-07	Jul-08	
Dichlorodifluoromethane (ug/L)	1000 / 200	<0.60	<0.29	<0.29	<0.40	<0.40
Tetrachloroethene (ug/L)	5 / 0.5	<0.40	<0.29	<0.29	<0.40	<0.40
trans-1,2-Dichloroethene (ug/L)	100 / 20	<0.60	<0.40	<0.40	<0.50	<0.50
1,1,1-Trichloroethane (ug/L)	200 / 40	<0.60	<0.50	<0.50	<0.60	<0.60
1,1-Dichloroethene (ug/L)	7 / 0.7	<0.50	<0.30	<0.30	<0.40	<0.40
1,2-Dichloroethane (ug/L)	5 / 0.5	<0.50	<0.50	<0.50	<0.30	<0.30
1,1,2-Trichloroethane (ug/L)	5 / 0.5	<0.40	<0.50	<0.50	<0.50	<0.50
Trichloroethene (ug/L)	5 / 0.5	<0.15	<0.15	J ^(0.17)	J ^(0.22)	<0.15
1,1-Dichloroethane (ug/L)	850 / 85	<0.50	<0.40	<0.50	<0.40	<0.40
cis-1,2-Dichloroethene (ug/L)	70 / 7	<0.60	<0.40	<0.40	<0.40	<0.40
Trichlorofluoromethane (ug/L)	3490 / 698	<0.50	<0.70	<0.70	<0.40	<0.40
Chloroethane (ug/L)	400 / 80	<0.70	<0.60	<0.60	<0.40	<0.40
Vinyl chloride (ug/L)	0.2 / 0.02	<0.12	<0.15	<0.15	<0.15	<0.15
Chloromethane (ug/L)	3 / 0.3	<0.24	J ^(0.34)	<0.90	<0.90	<0.30
Methylene chloride (ug/L)	5 / 0.5	<0.40	<1.0	<1.0	<0.50	<0.50
p/m Xylene (ug/L)	Total Xylenes	<1.0	<0.90	<0.90	<0.50	<0.50
o-Xylene (ug/L)	2000 / 400	<0.40	<0.60	<0.60	<0.50	<0.50
Toluene (ug/L)	343 / 68.6	<0.40	<0.40	<0.40	<0.20	<0.20

ES / PAL	932 Wert Rd.												
	Aug-98	Mar-00	Dec-00	Jun-01	Dec-01	Jun-02	Jan-03	Jul-03	Jul-04	Jan-05	Jun-05	Dec-05	
Dichlorodifluoromethane (ug/L)	1000 / 200	<0.14	<0.14	<0.14	<0.14	<0.14	<0.14	<0.14	<0.14	<0.063	<0.40	<0.60	<0.60
Tetrachloroethene (ug/L)	5 / 0.5	<0.13	<0.13	<0.13	<0.13	<0.13	<0.13	<0.13	<0.13	<0.075	<0.40	<0.40	<0.40
trans-1,2-Dichloroethene (ug/L)	100 / 20	<0.11	<0.11	<0.11	<0.11	<0.11	<0.11	<0.11	<0.11	<0.059	<0.50	<0.60	<0.60
1,1,1-Trichloroethane (ug/L)	200 / 40	<0.19	<0.19	<0.19	<0.19	<0.19	<0.19	<0.19	<0.19	<0.065	<0.50	<0.60	<0.60
1,1-Dichloroethene (ug/L)	7 / 0.7	<0.10	<0.10	<0.10	<0.10	<0.10	<0.10	<0.10	<0.10	<0.061	<0.30	<0.50	<0.50
1,2-Dichloroethane (ug/L)	5 / 0.5	<0.27	<0.27	<0.27	<0.27	<0.27	<0.27	<0.27	<0.27	<0.054	<0.40	<0.50	<0.50
1,1,2-Trichloroethane (ug/L)	5 / 0.5	<0.18	<0.18	<0.18	<0.18	<0.18	<0.18	<0.18	<0.18	<0.052	<0.40	<0.40	<0.40
Trichloroethene (ug/L)	5 / 0.5	<0.14	<0.14	<0.14	J ^(0.14)	<0.14	<0.14	<0.14	<0.14	<0.074	J ^(0.23)	<0.15	<0.15
1,1-Dichloroethane (ug/L)	850 / 85	<0.26	<0.26	<0.26	<0.26	<0.26	<0.26	<0.26	<0.26	<0.054	<0.50	<0.50	<0.50
cis-1,2-Dichloroethene (ug/L)	70 / 7	<0.12	<0.12	<0.12	<0.12	<0.12	<0.12	<0.12	<0.12	<0.055	<0.25	<0.60	<0.60
Trichlorofluoromethane (ug/L)	3490 / 698	<0.51	<0.51	<0.51	<0.51	<0.51	<0.51	<0.51	<0.51	<0.060	<0.50	<0.50	<0.50
Chloroethane (ug/L)	400 / 80	<0.24	<0.24	<0.24	<0.24	<0.24	<0.24	<0.24	<0.24	<0.074	<0.50	<0.70	<0.70
Vinyl chloride (ug/L)	0.2 / 0.02	<0.11	<0.11	<0.11	<0.11	<0.11	<0.11	<0.11	<0.11	<0.065	<0.12	<0.12	<0.12
Chloromethane (ug/L)	3 / 0.3	<0.090	<0.090	<0.090	<0.090	<0.090	<0.090	<0.090	<0.090	<0.074	<0.30	<0.24	J ^(0.56)
Methylene chloride (ug/L)	5 / 0.5	<0.45	<0.45	<0.45	<0.45	<0.45	<0.45	<0.45	<0.45	<0.44	<0.50	<0.40	<0.40
p/m Xylene (ug/L)	Total Xylenes	<0.31	<0.31	<0.31	<0.31	<0.31	<0.31	<0.31	<0.31	<0.13	<0.70	<1.0	<1.0
o-Xylene (ug/L)	2000 / 400	<0.35	<0.35	<0.35	<0.35	<0.35	<0.35	<0.35	<0.35	<0.062	<0.30	<0.40	<0.40
Toluene (ug/L)	343 / 68.6	<0.16	<0.16	<0.16	<0.16	<0.16	<0.16	<0.16	<0.16	<0.069	<0.40	<0.40	<0.40

J- Result is less than the LOQ but greater than the LOD

B- Parameter was detected in the method blank.

LOD- Limit of Detection

²- May be associated with chlorination of well.

LOQ-Limit of Quantification

^D-Quantification was performed on a dilution of the sample.

ug/L- Micrograms per Liter (parts per billion).

- Indicates Detection.

*- Inorganic water quality data available.

ND- No Detect.

- Analytical data obtained from the WDNR Special Well Construction Area Data Base, Town of Hudson, Wisconsin.

TABLE 1 (cont.)

ES / PAL	932 Wert Rd. (cont.)					
	Jul-06	Aug-06	Dec-07	Jul-08	Dec-08	
Dichlorodifluoromethane (ug/L)	1000 / 200	<0.29	<0.29	<0.40	<0.40	<0.40
Tetrachloroethene (ug/L)	5 / 0.5	<0.29	<0.29	<0.40	<0.40	<0.40
trans-1,2-Dichloroethene (ug/L)	100 / 20	<0.40	<0.40	<0.50	<0.50	<0.50
1,1,1-Trichloroethane (ug/L)	200 / 40	<0.50	<0.50	<0.60	<0.60	<0.60
1,1-Dichloroethene (ug/L)	7 / 0.7	<0.30	<0.30	<0.40	<0.40	<0.40
1,2-Dichloroethane (ug/L)	5 / 0.5	<0.50	<0.50	<0.30	<0.30	<0.30
1,1,2-Trichloroethane (ug/L)	5 / 0.5	<0.50	<0.50	<0.50	<0.50	<0.50
Trichloroethene (ug/L)	5 / 0.5	J ^(0.19)	<0.15	<0.15	<0.15	<0.15
1,1-Dichloroethane (ug/L)	850 / 85	<0.40	<0.40	<0.40	<0.40	<0.40
cis-1,2-Dichloroethene (ug/L)	70 / 7	<0.40	<0.40	<0.40	<0.40	<0.40
Trichlorofluoromethane (ug/L)	3490 / 698	<0.70	<0.70	<0.40	<0.40	<0.40
Chloroethane (ug/L)	400 / 80	<0.60	<0.60	<0.40	<0.40	<0.40
Vinyl chloride (ug/L)	0.2 / 0.02	<0.15	<0.15	<0.15	<0.15	<0.15
Chloromethane (ug/L)	3 / 0.3	<0.30	J ^(0.45)	<0.30	<0.30	<0.30
Methylene chloride (ug/L)	5 / 0.5	<1.0	<1.0	<0.50	<0.50	<0.50
p/m Xylene (ug/L)	Total Xylenes	<0.90	<0.90	<0.50	<0.50	<0.50
o-Xylene (ug/L)	2000 / 400	<0.60	<0.60	<0.50	<0.50	<0.50
Toluene (ug/L)	343 / 68.6	<0.40	<0.40	<0.20	<0.20	<0.20

ES / PAL	933 Wert Rd.												
	May-95	Dec-96	Dec-97	Dec-98	Jan-00	Dec-00	Apr-02	Feb-03	Apr-04	Feb-05	Feb-06	Apr-07	
Dichlorodifluoromethane (ug/L)	1000 / 200	<0.14	<0.14	<0.14	<0.14	<0.14	<0.14	<0.14	<0.14	<0.14	<0.14	<0.14	<0.29
Tetrachloroethene (ug/L)	5 / 0.5	ND	<0.13	<0.13	<0.13	<0.13	<0.13	<0.13	<0.13	<0.13	<0.40	<0.40	<0.29
trans-1,2-Dichloroethene (ug/L)	100 / 20		<0.11	<0.11	<0.11	<0.11	<0.11	<0.11	<0.11	<0.11	<0.50	<0.50	<0.40
1,1,1-Trichloroethane (ug/L)	200 / 40	ND	<0.19	<0.19	<0.19	<0.19	<0.19	<0.19	<0.19	<0.19	<0.50	<0.50	<0.50
1,1-Dichloroethene (ug/L)	7 / 0.7	ND	<0.10	<0.10	<0.10	<0.10	<0.10	<0.10	<0.10	<0.10	<0.30	<0.30	<0.30
1,2-Dichloroethane (ug/L)	5 / 0.5		<0.27	<0.27	<0.27	<0.27	<0.27	<0.27	<0.27	<0.27	<0.40	<0.40	<0.50
1,1,2-Trichloroethane (ug/L)	5 / 0.5		<0.18	<0.18	<0.18	<0.18	<0.18	<0.18	<0.18	<0.18	<0.40	<0.40	<0.50
Trichloroethene (ug/L)	5 / 0.5	ND	J ^(0.16)	J ^(0.23)	<0.14	<0.14	<0.14	J ^(0.23)	<0.14	0.29	<0.15	J ^(0.34)	<0.15
1,1-Dichloroethane (ug/L)	850 / 85	ND	<0.26	<0.26	<0.26	<0.26	<0.26	<0.26	<0.26	<0.26	<0.50	<0.50	<0.40
cis-1,2-Dichloroethene (ug/L)	70 / 7		<0.12	<0.12	<0.12	<0.12	<0.12	<0.12	<0.12	<0.12	<0.25	<0.25	<0.40
Trichlorofluoromethane (ug/L)	3490 / 698	ND	<0.51	<0.51	<0.51	<0.51	<0.51	<0.51	<0.51	<0.51	<0.50	<0.50	<0.70
Chloroethane (ug/L)	400 / 80		<0.24	<0.24	<0.24	<0.24	<0.24	<0.24	<0.24	<0.24	<0.50	<0.50	<0.60
Vinyl chloride (ug/L)	0.2 / 0.02		<0.11	<0.11	<0.11	<0.11	<0.11	<0.11	<0.11	<0.11	<0.12	<0.12	<0.15
Chloromethane (ug/L)	3 / 0.3		<0.090	<0.090	<0.090	<0.090	<0.090	<0.090	<0.090	<0.090	<0.30	<0.30	J ^(0.40)
Methylene chloride (ug/L)	5 / 0.5		<0.45	<0.45	<0.45	<0.45	<0.45	<0.45	<0.45	<0.45	<0.50	<0.50	<1.0
p/m Xylene (ug/L)	Total Xylenes		<0.31	<0.31	<0.31	<0.31	<0.31	<0.31	<0.31	<0.31	<0.70	<0.70	<0.90
o-Xylene (ug/L)	2000 / 400		<0.35	<0.35	<0.35	<0.35	<0.35	<0.35	<0.35	<0.35	<0.30	<0.30	<0.60
Toluene (ug/L)	343 / 68.6		<0.16	<0.16	<0.16	<0.16	<0.16	<0.16	<0.16	<0.16	<0.40	<0.40	<0.40

J- Result is less than the LOQ but greater than the LOD

B- Parameter was detected in the method blank.

LOD- Limit of Detection

²- May be associated with chlorination of well.

LOQ-Limit of Quantification

^D-Quantification was performed on a dilution of the sample.

ug/L- Micrograms per Liter (parts per billion).

- Indicates Detection.

*- Inorganic water quality data available.

ND- No Detect.

- Analytical data obtained from the WDNR Special Well Construction Area Data Base, Town of Hudson, Wisconsin.

TABLE 1 (cont.)

		933 Wert Rd. (cont.)					
ES / PAL		May-08	Apr-09	Dec-09	Jul-10	Mar-11	Jun-11
Dichlorodifluoromethane (ug/L)	1000 / 200	<0.40	<1.0	<1.0	<0.30	<0.29	<0.23
Tetrachloroethene (ug/L)	5 / 0.5	<0.40	<1.0	<1.0	<0.15	<0.15	<0.26
trans-1,2-Dichloroethene (ug/L)	100 / 20	<0.50	<1.0	<1.0	<0.11	<0.11	<0.21
1,1,1-Trichloroethane (ug/L)	200 / 40	<0.60	<1.0	<1.0	<0.090	<0.090	<0.26
1,1-Dichloroethene (ug/L)	7 / 0.7	<0.40	<1.0	<1.0	<0.20	<0.20	<0.47
1,2-Dichloroethane (ug/L)	5 / 0.5	<0.30	<1.0	<1.0	<0.080	<0.080	<0.23
1,1,2-Trichloroethane (ug/L)	5 / 0.5	<0.50	<1.0	<1.0	<0.11	<0.11	<0.38
Trichloroethene (ug/L)	5 / 0.5	J ^(0.25)	<0.25	<0.25	<0.14	J ^(0.34)	<0.20
1,1-Dichloroethane (ug/L)	850 / 85	<0.40	<1.0	<1.0	<0.080	<0.080	<0.23
cis-1,2-Dichloroethene (ug/L)	70 / 7	<0.40	<1.0	<1.0	<0.23	<0.23	<0.37
Trichlorofluoromethane (ug/L)	3490 / 698	<0.40	<1.0	<1.0	<0.14	<0.14	<0.30
Chloroethane (ug/L)	400 / 80	<0.40	<1.0	<1.0	<0.32	<0.32	<0.32
Vinyl chloride (ug/L)	0.2 / 0.02	<0.15	<0.40	<0.40	<0.11	<0.11	<0.17
Chloromethane (ug/L)	3 / 0.3	<0.30	<4.0	<4.0	<0.36	<0.36	<0.36
Methylene chloride (ug/L)	5 / 0.5	<0.50	<4.0	<4.0	<2.0	<2.0	<2.0
p/m Xylene (ug/L)	Total Xylenes	<0.50	<2.0	<2.0	<0.15	<0.15	<0.66
o-Xylene (ug/L)	2000 / 400	<0.50	<1.0	<1.0	<0.10	<0.10	<0.46
Toluene (ug/L)	343 / 68.6	<0.20	<1.0	<1.0	<0.11	<0.11	<0.39

		934 Wert Rd.											
ES / PAL		Feb-96	Aug-98	Feb-00	May-00	Jan-01	Jan-02	Jun-02	Jan-03	Jul-03	Dec-03	Jul-04	Jan-05
Dichlorodifluoromethane (ug/L)	1000 / 200	<0.14	<0.14	<0.14	<0.14	<0.14	<0.14	<0.14	<0.14	<0.14	<0.14	<0.063	<0.40
Tetrachloroethene (ug/L)	5 / 0.5	<0.13	<0.13	<0.13	<0.13	<0.13	<0.13	<0.13	<0.13	<0.13	<0.13	<0.075	<0.40
trans-1,2-Dichloroethene (ug/L)	100 / 20	<0.11	<0.11	<0.11	<0.11	<0.11	<0.11	<0.11	<0.11	<0.11	<0.11	<0.059	<0.50
1,1,1-Trichloroethane (ug/L)	200 / 40	<0.19	<0.19	<0.19	<0.19	<0.19	<0.19	<0.19	<0.19	<0.19	<0.19	<0.065	<0.50
1,1-Dichloroethene (ug/L)	7 / 0.7	<0.10	<0.10	<0.10	<0.10	<0.10	<0.10	<0.10	<0.10	<0.10	<0.10	<0.061	<0.30
1,2-Dichloroethane (ug/L)	5 / 0.5	<0.27	<0.27	<0.27	<0.27	<0.27	<0.27	<0.27	<0.27	<0.27	<0.27	<0.054	<0.40
1,1,2-Trichloroethane (ug/L)	5 / 0.5	<0.18	<0.18	<0.18	<0.18	<0.18	<0.18	<0.18	<0.18	<0.18	<0.18	<0.052	<0.40
Trichloroethene (ug/L)	5 / 0.5	<0.14	<0.14	<0.14	<0.14	<0.14	<0.14	<0.14	<0.14	<0.14	<0.14	<0.074	0.27
1,1-Dichloroethane (ug/L)	850 / 85	<0.26	<0.26	<0.26	<0.26	<0.26	<0.26	<0.26	<0.26	<0.26	<0.26	<0.057	<0.50
cis-1,2-Dichloroethene (ug/L)	70 / 7	<0.12	<0.12	<0.12	<0.12	<0.12	<0.12	<0.12	<0.12	<0.12	<0.12	<0.055	<0.25
Trichlorofluoromethane (ug/L)	3490 / 698	<0.51	<0.51	<0.51	<0.51	<0.51	<0.51	<0.51	<0.51	<0.51	<0.51	<0.060	<0.50
Chloroethane (ug/L)	400 / 80	<0.24	<0.24	<0.24	<0.24	<0.24	<0.24	<0.24	<0.24	<0.24	<0.24	<0.074	<0.50
Vinyl chloride (ug/L)	0.2 / 0.02	<0.11	<0.11	<0.11	<0.11	<0.11	<0.11	<0.11	<0.11	<0.11	<0.11	<0.065	<0.12
Chloromethane (ug/L)	3 / 0.3	<0.090	<0.090	<0.090	<0.090	<0.090	<0.090	<0.090	<0.090	<0.090	<0.090	<0.074	<0.30
Methylene chloride (ug/L)	5 / 0.5	J ^(0.48)	<0.45	<0.45	<0.45	<0.45	<0.45	<0.45	<0.45	<0.45	<0.45	<0.44	<0.50
p/m Xylene (ug/L)	Total Xylenes	<0.31	<0.31	<0.31	<0.31	<0.31	<0.31	<0.31	<0.31	<0.31	<0.31	<0.13	<0.70
o-Xylene (ug/L)	2000 / 400	<0.35	<0.35	<0.35	<0.35	<0.35	<0.35	<0.35	<0.35	<0.35	<0.35	<0.062	<0.30
Toluene (ug/L)	343 / 68.6	<0.16	<0.16	<0.16	<0.16	<0.16	<0.16	<0.16	<0.16	<0.16	<0.16	<0.069	<0.40

J- Result is less than the LOQ but greater than the LOD

B- Parameter was detected in the method blank.

LOD- Limit of Detection

²- May be associated with chlorination of well.

LOQ-Limit of Quantification

^D- Quantification was performed on a dilution of the sample.

ug/L- Micrograms per Liter (parts per billion).

- Indicates Detection.

*- Inorganic water quality data available.

ND- No Detect.

- Analytical data obtained from the WDNR Special Well Construction Area Data Base, Town of Hudson, Wisconsin.

TABLE 1 (cont.)

ES / PAL		934 Wert Rd. (cont.)						
		May-05	Dec-05	Jul-06	Dec-06	Dec-07	Jul-08	Dec-08
Dichlorodifluoromethane (ug/L)	1000 / 200	<0.60	<0.60	<0.29	<0.29	<0.40	<0.40	<0.40
Tetrachloroethene (ug/L)	5 / 0.5	<0.40	<0.40	<0.29	<0.29	<0.40	<0.40	<0.40
trans-1,2-Dichloroethene (ug/L)	100 / 20	<0.60	<0.60	<0.40	<0.40	<0.50	<0.50	<0.50
1,1,1-Trichloroethane (ug/L)	200 / 40	<0.60	<0.60	<0.50	<0.50	<0.60	<0.60	<0.60
1,1-Dichloroethene (ug/L)	7 / 0.7	<0.50	<0.50	<0.30	<0.30	<0.40	<0.40	<0.40
1,2-Dichloroethane (ug/L)	5 / 0.5	<0.50	<0.50	<0.50	<0.50	<0.30	<0.30	<0.30
1,1,2-Trichloroethane (ug/L)	5 / 0.5	<0.40	<0.40	<0.50	<0.50	<0.50	<0.50	<0.50
Trichloroethene (ug/L)	5 / 0.5	<0.15	<0.15	J ^(0.18)	<0.15	<0.15	<0.15	<0.15
1,1-Dichloroethane (ug/L)	850 / 85	<0.50	<0.50	<0.40	<0.40	<0.40	<0.40	<0.40
cis-1,2-Dichloroethene (ug/L)	70 / 7	<0.60	<0.60	<0.40	<0.40	<0.40	<0.40	<0.40
Trichlorofluoromethane (ug/L)	3490 / 698	<0.50	<0.50	<0.70	<0.70	<0.40	<0.40	<0.40
Chloroethane (ug/L)	400 / 80	<0.70	<0.70	<0.60	<0.60	<0.40	<0.40	<0.40
Vinyl chloride (ug/L)	0.2 / 0.02	<0.12	<0.12	<0.15	<0.15	<0.15	<0.15	<0.15
Chloromethane (ug/L)	3 / 0.3	<0.24	<0.24	<0.30	J ^(0.48)	<0.30	<0.30	<0.30
Methylene chloride (ug/L)	5 / 0.5	<0.40	<0.40	<1.0	<1.0	<0.50	<0.50	<0.50
p/m Xylene (ug/L)	Total Xylenes	<1.0	<1.0	<0.90	<0.90	<0.50	<0.50	<0.50
o-Xylene (ug/L)	2000 / 400	<0.40	<0.40	<0.60	<0.60	<0.50	<0.50	<0.50
Toluene (ug/L)	343 / 68.6	<0.40	<0.40	<0.40	<0.40	<0.20	<0.20	<0.20

ES / PAL		937 Wert Rd.											
		Nov-90	Dec-95	Feb-96	May-00	Dec-00	Apr-02	Apr-03	Jan-04	Apr-04	Apr-05	Feb-06	Apr-07
Dichlorodifluoromethane (ug/L)	1000 / 200		<0.080	<0.14	<0.14	<0.14	<0.14	<0.14	<0.14	<0.14	<0.60	<0.60	<0.29
Tetrachloroethene (ug/L)	5 / 0.5	ND	<0.050	<0.13	<0.13	<0.13	<0.13	<0.13	<0.13	<0.13	<0.40	<0.40	<0.29
trans-1,2-Dichloroethene (ug/L)	100 / 20		<0.040	<0.11	<0.11	<0.11	<0.11	<0.11	<0.11	<0.11	<0.50	<0.60	<0.40
1,1,1-Trichloroethane (ug/L)	200 / 40	ND	<0.050	<0.19	<0.19	<0.19	<0.19	<0.19	<0.19	<0.19	<0.50	<0.60	<0.50
1,1-Dichloroethene (ug/L)	7 / 0.7	ND	<0.050	<0.10	<0.10	<0.10	<0.10	<0.10	<0.10	<0.10	<0.30	<0.50	<0.30
1,2-Dichloroethane (ug/L)	5 / 0.5		<0.23	<0.27	<0.27	<0.27	<0.27	<0.27	<0.27	<0.27	<0.40	<0.50	<0.50
1,1,2-Trichloroethane (ug/L)	5 / 0.5		<0.030	<0.18	<0.18	<0.18	<0.18	<0.18	<0.18	<0.18	<0.40	<0.40	<0.50
Trichloroethene (ug/L)	5 / 0.5	ND	<0.06	<0.14	<0.14	<0.14	0.30	J ^(0.20)	<0.14	<0.15	<0.15	J ^(0.34)	<0.15
1,1-Dichloroethane (ug/L)	850 / 85	ND	<0.10	<0.26	<0.26	<0.26	<0.26	<0.26	<0.26	<0.26	<0.50	<0.50	<0.40
cis-1,2-Dichloroethene (ug/L)	70 / 7		<0.080	<0.12	<0.12	<0.12	<0.12	<0.12	<0.12	<0.12	<0.25	<0.60	<0.40
Trichlorofluoromethane (ug/L)	3490 / 698	ND	<0.080	<0.51	<0.51	<0.51	<0.51	<0.51	<0.51	<0.51	<0.50	<0.50	<0.70
Chloroethane (ug/L)	400 / 80		<0.050	<0.24	<0.24	<0.24	<0.24	<0.24	<0.24	<0.24	<0.50	<0.70	<0.60
Vinyl chloride (ug/L)	0.2 / 0.02		<0.070	<0.11	<0.11	<0.11	<0.11	<0.11	<0.11	<0.11	<0.12	<0.12	<0.15
Chloromethane (ug/L)	3 / 0.3		<0.050	<0.090	<0.090	<0.090	<0.090	J ^(0.091)	<0.090	<0.30	<0.24	<0.24	<0.30
Methylene chloride (ug/L)	5 / 0.5		<0.27	<0.45	<0.45	<0.45	<0.45	<0.45	<0.45	<0.50	1.4	<0.40	<1.0
p/m Xylene (ug/L)	Total Xylenes		<0.30	<0.31	<0.31	<0.31	<0.31	<0.31	<0.31	<0.31	<0.70	<1.0	<0.90
o-Xylene (ug/L)	2000 / 400		<0.22	<0.35	<0.35	<0.35	<0.35	<0.35	<0.35	<0.35	<0.30	<0.40	<0.60
Toluene (ug/L)	343 / 68.6		<0.16	<0.16	<0.16	<0.16	<0.16	<0.16	<0.16	<0.16	<0.40	<0.40	<0.40

J- Result is less than the LOQ but greater than the LOD

B- Parameter was detected in the method blank.

LOD- Limit of Detection

²- May be associated with chlorination of well.

LOQ-Limit of Quantification

^D- Quantification was performed on a dilution of the sample.

ug/L- Micrograms per Liter (parts per billion).

- Indicates Detection.

*- Inorganic water quality data available.

ND- No Detect.

- Analytical data obtained from the WDNR Special Well Construction Area Data Base, Town of Hudson, Wisconsin.

TABLE 1 (cont.)

ES / PAL	937 Wert Road (cont.)		
	Mar-08	May-09	
	Dichlorodifluoromethane (ug/L)	1000 / 200	<0.40
Tetrachloroethene (ug/L)	5 / 0.5	<0.40	<1.0
trans-1,2-Dichloroethene (ug/L)	100 / 20	<0.50	<1.0
1,1,1-Trichloroethane (ug/L)	200 / 40	<0.60	<1.0
1,1-Dichloroethene (ug/L)	7 / 0.7	<0.40	<1.0
1,2-Dichloroethane (ug/L)	5 / 0.5	<0.30	<1.0
1,1,2-Trichloroethane (ug/L)	5 / 0.5	<0.50	<1.0
Trichloroethene (ug/L)	5 / 0.5	J ^(0.26)	<0.25
1,1-Dichloroethane (ug/L)	850 / 85	<0.40	<1.0
cis-1,2-Dichloroethene (ug/L)	70 / 7	<0.40	<1.0
Trichlorofluoromethane (ug/L)	3490 / 698	<0.40	<1.0
Chloroethane (ug/L)	400 / 80	<0.40	<1.0
Vinyl chloride (ug/L)	0.2 / 0.02	<0.15	<0.40
Chloromethane (ug/L)	3 / 0.3	<0.30	<4.0
Methylene chloride (ug/L)	5 / 0.5	<0.50	<4.0
p/m Xylene (ug/L)	Total Xylenes	<0.50	<2.0
o-Xylene (ug/L)	2000 / 400	<0.50	<1.0
Toluene (ug/L)	343 / 68.6	<0.20	<1.0

ES / PAL	938 Wert Rd.													
	Sep-99	Feb-01	Jul-01	Dec-01	Jun-02	Feb-03	Jul-03	Jan-04	Jul-04	Jan-05	May-05	Dec-05		
Dichlorodifluoromethane (ug/L)	1000 / 200	<0.14	<0.14	<0.14	<0.14	<0.14	<0.14	<0.14	<0.14	<0.14	<0.063	<0.40	<0.60	<0.60
Tetrachloroethene (ug/L)	5 / 0.5	<0.13	<0.13	<0.13	<0.13	<0.13	<0.13	<0.13	<0.13	<0.13	<0.075	<0.40	<0.40	<0.40
trans-1,2-Dichloroethene (ug/L)	100 / 20	<0.11	<0.11	<0.11	<0.11	<0.11	<0.11	<0.11	<0.11	<0.11	<0.059	<0.50	<0.60	<0.60
1,1,1-Trichloroethane (ug/L)	200 / 40	<0.19	<0.19	<0.19	<0.19	<0.19	<0.19	<0.19	<0.19	<0.19	<0.065	<0.50	<0.60	<0.60
1,1-Dichloroethene (ug/L)	7 / 0.7	<0.10	<0.10	<0.10	<0.10	<0.10	<0.10	<0.10	<0.10	<0.10	<0.061	<0.30	<0.50	<0.50
1,2-Dichloroethane (ug/L)	5 / 0.5	<0.27	<0.27	<0.27	<0.27	<0.27	<0.27	<0.27	<0.27	<0.27	<0.054	<0.40	<0.50	<0.50
1,1,2-Trichloroethane (ug/L)	5 / 0.5	<0.18	<0.18	<0.18	<0.18	<0.18	<0.18	<0.18	<0.18	<0.18	<0.052	<0.40	<0.40	<0.40
Trichloroethene (ug/L)	5 / 0.5	J ^(0.23)	0.41	0.41	<0.14	<0.14	<0.14	J ^(0.24)	<0.14	<0.074	0.31	<0.15	<0.15	<0.15
1,1-Dichloroethane (ug/L)	850 / 85	<0.26	<0.26	<0.26	<0.26	<0.26	<0.26	<0.26	<0.26	<0.26	<0.057	<0.50	<0.50	<0.50
cis-1,2-Dichloroethene (ug/L)	70 / 7	<0.12	<0.12	<0.12	<0.12	<0.12	<0.12	<0.12	<0.12	<0.12	<0.055	<0.25	<0.60	<0.60
Trichlorofluoromethane (ug/L)	3490 / 698	<0.51	<0.51	<0.51	<0.51	<0.51	<0.51	<0.51	<0.51	<0.51	<0.060	<0.40	<0.50	<0.50
Chloroethane (ug/L)	400 / 80	<0.24	<0.24	<0.24	<0.24	<0.24	<0.24	<0.24	<0.24	<0.24	<0.074	<0.50	<0.70	<0.70
Vinyl chloride (ug/L)	0.2 / 0.02	<0.11	<0.11	<0.11	<0.11	<0.11	<0.11	<0.11	<0.11	<0.11	<0.065	<0.12	<0.12	<0.12
Chloromethane (ug/L)	3 / 0.3	J ^(0.89)	<0.090	<0.090	<0.090	<0.090	<0.090	<0.090	<0.090	<0.090	<0.074	<0.30	<0.24	<0.24
Methylene chloride (ug/L)	5 / 0.5	<0.45	<0.45	<0.45	<0.45	<0.45	<0.45	<0.45	<0.45	<0.45	<0.44	<0.50	<0.40	<0.40
p/m Xylene (ug/L)	Total Xylenes	<0.31	<0.31	<0.31	<0.31	<0.31	<0.31	<0.31	<0.31	<0.31	<0.13	<0.70	<1.0	<1.0
o-Xylene (ug/L)	2000 / 400	<0.35	<0.35	<0.35	<0.35	<0.35	<0.35	<0.35	<0.35	<0.35	<0.062	<0.30	<0.40	<0.40
Toluene (ug/L)	343 / 68.6	<0.16	<0.16	<0.16	<0.16	<0.16	<0.16	<0.16	<0.16	<0.16	<0.069	<0.40	<0.40	<0.40

J- Result is less than the LOQ but greater than the LOD

B- Parameter was detected in the method blank.

LOD- Limit of Detection

²- May be associated with chlorination of well.

LOQ-Limit of Quantification

^D-Quantification was performed on a dilution of the sample.

ug/L- Micrograms per Liter (parts per billion).

- Indicates Detection.

*- Inorganic water quality data available.

ND- No Detect.

- Analytical data obtained from the WDNR Special Well Construction Area Data Base, Town of Hudson, Wisconsin.

TABLE 1 (cont.)

ES / PAL		938 Wert Rd. (cont.)			
		Jul-06	Dec-06	Dec-07	Jul-08
Dichlorodifluoromethane (ug/L)	1000 / 200	<0.29	<0.29	<0.40	<0.40
Tetrachloroethene (ug/L)	5 / 0.5	<0.29	<0.29	<0.40	<0.40
trans-1,2-Dichloroethene (ug/L)	100 / 20	<0.40	<0.40	<0.50	<0.50
1,1,1-Trichloroethane (ug/L)	200 / 40	<0.50	<0.50	<0.60	<0.60
1,1-Dichloroethene (ug/L)	7 / 0.7	<0.30	<0.30	<0.40	<0.40
1,2-Dichloroethane (ug/L)	5 / 0.5	<0.50	<0.50	<0.30	<0.30
1,1,2-Trichloroethane (ug/L)	5 / 0.5	<0.50	<0.50	<0.50	<0.50
Trichloroethene (ug/L)	5 / 0.5	J ^(0.29)	<0.15	J ^(0.24)	<0.15
1,1-Dichloroethane (ug/L)	850 / 85	<0.40	<0.40	<0.40	<0.40
cis-1,2-Dichloroethene (ug/L)	70 / 7	<0.40	<0.40	<0.40	<0.40
Trichlorofluoromethane (ug/L)	3490 / 698	<0.70	<0.70	<0.40	<0.40
Chloroethane (ug/L)	400 / 80	<0.60	<0.60	<0.40	<0.40
Vinyl chloride (ug/L)	0.2 / 0.02	<0.15	<0.15	<0.15	<0.15
Chloromethane (ug/L)	3 / 0.3	<0.30	<0.30	<0.30	<0.30
Methylene chloride (ug/L)	5 / 0.5	<1.0	<1.0	<0.50	<0.50
p/m Xylene (ug/L)	Total Xylenes	<0.90	<0.90	<0.50	<0.50
o-Xylene (ug/L)	2000 / 400	<0.60	<0.60	<0.50	<0.50
Toluene (ug/L)	343 / 68.6	<0.40	<0.40	<0.20	<0.20

ES / PAL		939 Wert Rd.												
		Dec-95	Jun-96	Mar-97	Dec-97	Jan-99	Dec-99	Dec-00	Dec-01	Mar-02	Feb-03	Apr-04	Apr-05	
Dichlorodifluoromethane (ug/L)	1000 / 200	<0.080	<0.14	<0.14	<0.14	<0.14	<0.14	<0.14	<0.14	<0.14	<0.14	<0.14	<0.40	<0.60
Tetrachloroethene (ug/L)	5 / 0.5	<0.050	<0.13	<0.13	<0.13	<0.13	<0.13	<0.13	<0.13	<0.13	<0.13	<0.13	<0.40	<0.40
trans-1,2-Dichloroethene (ug/L)	100 / 20	<0.040	<0.11	<0.11	<0.11	<0.11	<0.11	<0.11	<0.11	<0.11	<0.11	<0.11	<0.50	<0.60
1,1,1-Trichloroethane (ug/L)	200 / 40	J ^(0.066)	<0.19	<0.19	<0.19	<0.19	<0.19	<0.19	<0.19	<0.19	<0.19	<0.19	<0.50	<0.60
1,1-Dichloroethene (ug/L)	7 / 0.7	<0.050	<0.10	<0.10	<0.10	<0.10	<0.10	<0.10	<0.10	<0.10	<0.10	<0.10	<0.30	<0.50
1,2-Dichloroethane (ug/L)	5 / 0.5	<0.23	<0.27	<0.27	<0.27	<0.27	<0.27	<0.27	<0.27	<0.27	<0.27	<0.27	<0.40	<0.50
1,1,2-Trichloroethane (ug/L)	5 / 0.5	<0.030	<0.18	<0.18	<0.18	<0.18	<0.18	<0.18	<0.18	<0.18	<0.18	<0.18	<0.40	<0.40
Trichloroethene (ug/L)	5 / 0.5	J ^(0.29)	0.78	0.50	J ^(0.29)	0.65	0.42	J ^(0.18)	<0.14	J ^(0.29)	<0.14	<0.14	<0.40	<0.15
1,1-Dichloroethane (ug/L)	850 / 85	<0.10	<0.26	<0.26	<0.26	<0.26	<0.26	<0.26	<0.26	<0.26	<0.26	<0.26	<0.50	<0.50
cis-1,2-Dichloroethene (ug/L)	70 / 7	<0.080	<0.12	<0.12	<0.12	<0.12	<0.12	<0.12	<0.12	<0.12	<0.12	<0.12	<0.25	<0.60
Trichlorofluoromethane (ug/L)	3490 / 698	J ^(0.11)	<0.51	<0.51	<0.51	<0.51	<0.51	<0.51	<0.51	<0.51	<0.51	<0.51	<0.50	<0.50
Chloroethane (ug/L)	400 / 80	<0.050	<0.24	<0.24	<0.24	<0.24	<0.24	<0.24	<0.24	<0.24	<0.24	<0.24	<0.50	<0.70
Vinyl chloride (ug/L)	0.2 / 0.02	<0.070	<0.11	<0.11	<0.11	<0.11	<0.11	<0.11	<0.11	<0.11	<0.11	<0.11	<0.12	<0.12
Chloromethane (ug/L)	3 / 0.3	B J ^(0.086)	<0.090	<0.090	<0.090	<0.090	<0.090	<0.090	<0.090	<0.090	<0.090	<0.090	<0.30	<0.24
Methylene chloride (ug/L)	5 / 0.5	<0.27	<0.45	<0.45	<0.45	<0.45	<0.45	<0.45	<0.45	<0.45	<0.45	<0.45	<0.50	1.5
p/m Xylene (ug/L)	Total Xylenes	<0.30	<0.31	<0.31	<0.31	<0.31	<0.31	<0.31	<0.31	<0.31	<0.31	<0.31	<0.70	<1.0
o-Xylene (ug/L)	2000 / 400	<0.22	<0.35	<0.35	<0.35	<0.35	<0.35	<0.35	<0.35	<0.35	<0.35	<0.35	<0.30	<0.40
Toluene (ug/L)	343 / 68.6	<0.16	<0.16	<0.16	<0.16	<0.16	<0.16	<0.16	<0.16	<0.16	<0.16	<0.16	<0.40	<0.40

J- Result is less than the LOQ but greater than the LOD

B- Parameter was detected in the method blank.

LOD- Limit of Detection

²- May be associated with chlorination of well.

LOQ-Limit of Quantification

^D- Quantification was performed on a dilution of the sample.

ug/L- Micrograms per Liter (parts per billion).

- Indicates Detection.

*- Inorganic water quality data available.

ND- No Detect.

- Analytical data obtained from the WDNR Special Well Construction Area Data Base, Town of Hudson, Wisconsin.

TABLE 1 (cont.)

ES / PAL		939 Wert Rd. (cont.)				
		Mar-06	Jun-07	May-08	Apr-09	Dec-14
Dichlorodifluoromethane (ug/L)	1000 / 200	<0.60	<0.40	<0.40	<1.0	<0.50
Tetrachloroethene (ug/L)	5 / 0.5	<0.40	<0.40	<0.40	<1.0	<0.16
trans-1,2-Dichloroethene (ug/L)	100 / 20	<0.60	<0.50	<0.50	<1.0	<0.23
1,1,1-Trichloroethane (ug/L)	200 / 40	<0.60	<0.60	<0.60	<1.0	<0.26
1,1-Dichloroethene (ug/L)	7 / 0.7	<0.50	<0.40	<0.40	<1.0	<0.20
1,2-Dichloroethane (ug/L)	5 / 0.5	<0.50	<0.30	<0.30	<1.0	<0.13
1,1,2-Trichloroethane (ug/L)	5 / 0.5	<0.40	<0.50	<0.50	<1.0	<0.13
Trichloroethene (ug/L)	5 / 0.5	J ^(0.37)	J ^(0.36)	<0.15	<0.25	J ^(0.12)
1,1-Dichloroethane (ug/L)	850 / 85	<0.50	<0.50	<0.40	<1.0	<0.16
cis-1,2-Dichloroethene (ug/L)	70 / 7	<0.60	<0.60	<0.40	<1.0	<0.13
Trichlorofluoromethane (ug/L)	3490 / 698	<0.50	<0.50	<0.40	<1.0	<0.22
Chloroethane (ug/L)	400 / 80	<0.70	<0.70	<0.40	<1.0	<0.24
Vinyl chloride (ug/L)	0.2 / 0.02	<0.12	<0.12	<0.15	<0.40	<0.20
Chloromethane (ug/L)	3 / 0.3	<0.24	<0.24	<0.30	<4.0	<0.34
Methylene chloride (ug/L)	5 / 0.5	<0.40	<0.40	<0.50	<4.0	<2.0
p/m Xylene (ug/L)	Total Xylenes	<1.0	<1.0	<0.50	<2.0	<0.31
o-Xylene (ug/L)	2000 / 400	<0.40	<0.40	<0.50	<1.0	<0.094
Toluene (ug/L)	343 / 68.6	<0.40	<0.40	<0.20	<1.0	<0.11

ES / PAL		940 Wert Rd.										
		Dec-95	Jun-96	Aug-98	Sep-00	Jan-01	Mar-02	Feb-03	May-04	May-05	Jul-06	Aug-14
Dichlorodifluoromethane (ug/L)	1000 / 200	<0.080	<0.14	<0.14	<0.14	<0.14	J ^(0.17)	<0.14	<0.063	<0.60	<0.29	<0.50
Tetrachloroethene (ug/L)	5 / 0.5	<0.050	<0.13	<0.13	<0.13	<0.13	<0.13	<0.075	<0.40	<0.29	<0.16	<0.23
trans-1,2-Dichloroethene (ug/L)	100 / 20	<0.040	<0.11	<0.11	<0.11	<0.11	<0.11	<0.059	<0.60	<0.40	<0.26	<0.20
1,1,1-Trichloroethane (ug/L)	200 / 40	<0.050	<0.19	<0.19	<0.19	<0.19	<0.19	<0.065	<0.50	<0.30	<0.20	<0.13
1,1-Dichloroethene (ug/L)	7 / 0.7	<0.050	<0.10	<0.10	<0.10	<0.10	<0.10	<0.061	<0.50	<0.30	<0.20	<0.13
1,2-Dichloroethane (ug/L)	5 / 0.5	<0.23	<0.27	<0.27	<0.27	<0.27	<0.27	<0.054	<0.50	<0.50	<0.13	<0.13
1,1,2-Trichloroethane (ug/L)	5 / 0.5	<0.030	<0.18	<0.18	<0.18	<0.18	<0.18	<0.052	<0.40	<0.50	<0.13	<0.13
Trichloroethene (ug/L)	5 / 0.5	J ^(0.090)	0.53	<0.14	<0.14	J ^(0.25)	J ^(0.23)	<0.14	J ^(0.23)	<0.15	J ^(0.31)	J ^(0.18)
1,1-Dichloroethane (ug/L)	850 / 85	<0.10	<0.26	<0.26	<0.26	<0.26	<0.26	<0.057	<0.50	<0.40	<0.16	<0.16
cis-1,2-Dichloroethene (ug/L)	70 / 7	<0.080	<0.12	<0.12	<0.12	<0.12	<0.12	<0.055	<0.60	<0.40	<0.13	<0.13
Trichlorofluoromethane (ug/L)	3490 / 698	<0.080	<0.51	<0.51	<0.51	<0.51	<0.51	<0.060	<0.50	<0.70	<0.22	<0.22
Chloroethane (ug/L)	400 / 80	<0.050	<0.24	<0.24	<0.24	<0.24	<0.24	<0.074	<0.70	<0.60	<0.24	<0.24
Vinyl chloride (ug/L)	0.2 / 0.02	<0.070	<0.11	<0.11	<0.11	<0.11	<0.11	<0.065	<0.12	<0.15	<0.20	<0.20
Chloromethane (ug/L)	3 / 0.3	<0.050	<0.090	<0.090	<0.090	<0.090	<0.090	<0.074	<0.24	<0.30	<0.34	<0.34
Methylene chloride (ug/L)	5 / 0.5	<0.27	<0.45	<0.45	<0.45	<0.45	<0.45	<0.44	<0.40	<0.10	<2.0	<2.0
p/m Xylene (ug/L)	Total Xylenes	<0.30	<0.31	<0.31	<0.31	<0.31	<0.31	<0.13	<1.0	<0.90	<0.31	<0.31
o-Xylene (ug/L)	2000 / 400	<0.22	<0.35	<0.35	<0.35	<0.35	<0.35	<0.062	<0.40	<0.60	<0.094	<0.094
Toluene (ug/L)	343 / 68.6	<0.16	<0.16	<0.16	<0.16	<0.16	<0.16	<0.069	<0.40	<0.40	<0.11	<0.11

J- Result is less than the LOQ but greater than the LOD

B- Parameter was detected in the method blank.

LOD- Limit of Detection

²- May be associated with chlorination of well.

LOQ-Limit of Quantification

ᵀ- Quantification was performed on a dilution of the sample.

ug/L- Micrograms per Liter (parts per billion).

- Indicates Detection.

*- Inorganic water quality data available.

ND- No Detect.

- Analytical data obtained from the WDNR Special Well Construction Area Data Base, Town of Hudson, Wisconsin.

TABLE 1 (cont.)

ES / PAL	940 Wert Rd. (cont.)			
	Jun-07	Jun-08	Apr-09	
Dichlorodifluoromethane (ug/L)	1000 / 200	<0.40	<0.40	<1.0
Tetrachloroethene (ug/L)	5 / 0.5	<0.40	<0.40	<1.0
trans-1,2-Dichloroethene (ug/L)	100 / 20	<0.50	<0.50	<1.0
1,1,1-Trichloroethane (ug/L)	200 / 40	<0.60	<0.60	<1.0
1,1-Dichloroethene (ug/L)	7 / 0.7	<0.40	<0.40	<1.0
1,2-Dichloroethane (ug/L)	5 / 0.5	<0.30	<0.30	<1.0
1,1,2-Trichloroethane (ug/L)	5 / 0.5	<0.50	<0.50	<1.0
Trichloroethene (ug/L)	5 / 0.5	<0.15	<0.15	J ^(0.34)
1,1-Dichloroethane (ug/L)	850 / 85	<0.40	<0.40	<1.0
cis-1,2-Dichloroethene (ug/L)	70 / 7	<0.40	<0.40	<1.0
Trichlorofluoromethane (ug/L)	3490 / 698	<0.40	<0.40	<1.0
Chloroethane (ug/L)	400 / 80	<0.40	<0.40	<1.0
Vinyl chloride (ug/L)	0.2 / 0.02	<0.15	<0.15	<0.40
Chloromethane (ug/L)	3 / 0.3	<0.30	<0.30	<4.0
Methylene chloride (ug/L)	5 / 0.5	<0.50	<0.50	<4.0
p/m Xylene (ug/L)	Total Xylenes	<0.50	<0.50	<2.0
o-Xylene (ug/L)	2000 / 400	<0.50	<0.50	<1.0
Toluene (ug/L)	343 / 68.6	<0.20	<0.20	<1.0

ES / PAL	941 Wert Rd.												
	Aug-91	Feb-97	Dec-97	Dec-98	Jan-00	Dec-00	Mar-02	Jun-03	May-04	Apr-05	Jun-06	Dec-07	
Dichlorodifluoromethane (ug/L)	1000 / 200	<0.14	<0.14	<0.14	<0.14	<0.14	<0.14	<0.14	<0.063	<0.60	<0.29	<0.40	
Tetrachloroethene (ug/L)	5 / 0.5	0.40	<0.13	<0.13	<0.13	<0.13	<0.13	<0.13	<0.075	<0.40	<0.29	<0.40	
trans-1,2-Dichloroethene (ug/L)	100 / 20	<0.11	<0.11	<0.11	<0.11	<0.11	<0.11	<0.11	<0.059	<0.60	<0.40	<0.50	
1,1,1-Trichloroethane (ug/L)	200 / 40	<0.19	<0.19	<0.19	<0.19	<0.19	<0.19	<0.19	<0.065	<0.60	<0.50	<0.60	
1,1-Dichloroethene (ug/L)	7 / 0.7	<0.10	<0.10	<0.10	<0.10	<0.10	<0.10	<0.10	<0.061	<0.50	<0.30	<0.40	
1,2-Dichloroethane (ug/L)	5 / 0.5	<0.27	<0.27	<0.27	<0.27	<0.27	<0.27	<0.27	<0.054	<0.50	<0.50	<0.30	
1,1,2-Trichloroethane (ug/L)	5 / 0.5	<0.18	<0.18	<0.18	<0.18	<0.18	<0.18	<0.18	<0.052	<0.40	<0.50	<0.50	
Trichloroethene (ug/L)	5 / 0.5	0.70	J ^(0.24)	J ^(0.28)	J ^(0.28)	J ^(0.16)	<0.14	J ^(0.21)	J ^(0.28)	J ^(0.26)	<0.15	J ^(0.28)	<0.15
1,1-Dichloroethane (ug/L)	850 / 85	<0.26	<0.26	<0.26	<0.26	<0.26	<0.26	<0.26	<0.057	<0.50	<0.40	<0.40	
cis-1,2-Dichloroethene (ug/L)	70 / 7	<0.12	<0.12	<0.12	<0.12	<0.12	<0.12	<0.12	<0.055	<0.60	<0.40	<0.40	
Trichlorofluoromethane (ug/L)	3490 / 698	<0.51	<0.51	<0.51	<0.51	<0.51	<0.51	<0.51	<0.060	<0.50	<0.70	<0.40	
Chloroethane (ug/L)	400 / 80	<0.24	<0.24	<0.24	<0.24	<0.24	<0.24	<0.24	<0.074	<0.70	<0.60	<0.40	
Vinyl chloride (ug/L)	0.2 / 0.02	<0.11	<0.11	<0.11	<0.11	<0.11	<0.11	<0.11	<0.065	<0.12	<0.15	<0.15	
Chloromethane (ug/L)	3 / 0.3	<0.090	J ^(0.15)	<0.090	<0.090	<0.090	<0.090	<0.090	<0.074	<0.24	<0.30	<0.30	
Methylene chloride (ug/L)	5 / 0.5	<0.45	<0.45	<0.45	<0.45	<0.45	<0.45	<0.45	<0.44	<0.40	<1.0	<0.50	
p/m Xylene (ug/L)	Total Xylenes	<0.31	<0.31	<0.31	<0.31	<0.31	<0.31	<0.31	<0.13	<1.0	<0.90	<0.50	
o-Xylene (ug/L)	2000 / 400	0.53	<0.35	<0.35	<0.35	<0.35	<0.35	<0.35	<0.062	<0.40	<0.60	<0.50	
Toluene (ug/L)	343 / 68.6	<0.16	<0.16	<0.16	<0.16	<0.16	<0.16	<0.16	<0.069	<0.40	<0.40	<0.20	

J- Result is less than the LOQ but greater than the LOD

B- Parameter was detected in the method blank.

LOD- Limit of Detection

²- May be associated with chlorination of well.

LOQ-Limit of Quantification

^D- Quantification was performed on a dilution of the sample.

ug/L- Micrograms per Liter (parts per billion).

- Indicates Detection.

*- Inorganic water quality data available.

ND- No Detect.

- Analytical data obtained from the WDNR Special Well Construction Area Data Base, Town of Hudson, Wisconsin.

TABLE 1 (cont.)

	ES / PAL	941	
		Wert Rd. (cont.)	
		May-08	Mar-11
Dichlorodifluoromethane (ug/L)	1000 / 200	<0.40	<0.30
Tetrachloroethene (ug/L)	5 / 0.5	<0.40	<0.15
trans-1,2-Dichloroethene (ug/L)	100 / 20	<0.50	<0.11
1,1,1-Trichloroethane (ug/L)	200 / 40	<0.60	<0.090
1,1-Dichloroethene (ug/L)	7 / 0.7	<0.40	<0.20
1,2-Dichloroethane (ug/L)	5 / 0.5	<0.30	<0.080
1,1,2-Trichloroethane (ug/L)	5 / 0.5	<0.50	<0.11
Trichloroethene (ug/L)	5 / 0.5	J ^(0.26)	J ^(0.27)
1,1-Dichloroethane (ug/L)	850 / 85	<0.40	<0.080
cis-1,2-Dichloroethene (ug/L)	70 / 7	<0.40	<0.23
Trichlorofluoromethane (ug/L)	3490 / 698	<0.40	<0.14
Chloroethane (ug/L)	400 / 80	<0.40	<0.32
Vinyl chloride (ug/L)	0.2 / 0.02	<0.15	<0.11
Chloromethane (ug/L)	3 / 0.3	<0.30	<0.36
Methylene chloride (ug/L)	5 / 0.5	<0.50	<2.0
p/m Xylene (ug/L)	Total Xylenes	<0.50	<0.15
o-Xylene (ug/L)	2000 / 400	<0.50	<0.10
Toluene (ug/L)	343 / 68.6	<0.20	<0.11

	ES / PAL	944												
		Wert Rd.*												
		May-86	Dec-95	Dec-96	Oct-97	Nov-98	Sep-99	Dec-00	Mar-02	Jan-03	May-04	Apr-05	Apr-06	
Dichlorodifluoromethane (ug/L)	1000 / 200		<0.080	<0.14	<0.14	<0.14	<0.14	<0.14	<0.14	J ^(0.19)	<0.14	<0.063	<0.60	<0.29
Tetrachloroethene (ug/L)	5 / 0.5	ND	<0.050	<0.13	<0.13	<0.13	<0.13	<0.13	<0.13	<0.13	<0.13	<0.075	<0.40	<0.29
trans-1,2-Dichloroethene (ug/L)	100 / 20		<0.040	<0.11	<0.11	<0.11	<0.11	<0.11	<0.11	<0.11	<0.11	<0.059	<0.60	<0.40
1,1,1-Trichloroethane (ug/L)	200 / 40	ND	J ^(0.15)	<0.19	<0.19	<0.19	<0.19	<0.19	<0.19	<0.19	<0.19	<0.065	<0.60	<0.50
1,1-Dichloroethene (ug/L)	7 / 0.7	ND	<0.050	<0.10	<0.10	<0.10	<0.10	<0.10	<0.10	<0.10	<0.10	<0.061	<0.50	<0.30
1,2-Dichloroethane (ug/L)	5 / 0.5		<0.23	<0.27	<0.27	<0.27	<0.27	<0.27	<0.27	<0.27	<0.27	<0.054	<0.50	<0.40
1,1,2-Trichloroethane (ug/L)	5 / 0.5		<0.030	<0.18	<0.18	<0.18	<0.18	<0.18	<0.18	<0.18	<0.18	<0.052	<0.40	<0.50
Trichloroethene (ug/L)	5 / 0.5	ND	0.51	0.56	0.89	0.55	0.53	J ^(0.29)	0.43	0.46	J ^(0.46)	<0.15	0.50	
1,1-Dichloroethane (ug/L)	850 / 85	ND	<0.10	<0.26	<0.26	<0.26	<0.26	<0.26	<0.26	<0.26	<0.26	<0.057	<0.50	<0.40
cis-1,2-Dichloroethene (ug/L)	70 / 7		<0.080	<0.12	<0.12	<0.12	<0.12	<0.12	<0.12	<0.12	<0.12	<0.055	<0.60	<0.40
Trichlorofluoromethane (ug/L)	3490 / 698	ND	J ^(0.10)	<0.51	<0.51	<0.51	<0.51	<0.51	<0.51	<0.51	<0.51	<0.060	<0.50	<0.70
Chloroethane (ug/L)	400 / 80		<0.050	<0.24	<0.24	<0.24	<0.24	<0.24	<0.24	<0.24	<0.24	<0.074	<0.70	<0.60
Vinyl chloride (ug/L)	0.2 / 0.02		<0.070	<0.11	<0.11	<0.11	<0.11	<0.11	<0.11	<0.11	<0.11	<0.065	<0.12	<0.15
Chloromethane (ug/L)	3 / 0.3		B J ^(0.084)	<0.090	<0.090	<0.090	J ^(0.86)	<0.090	<0.090	<0.090	<0.090	<0.074	<0.24	<0.30
Methylene chloride (ug/L)	5 / 0.5		<0.27	<0.45	<0.45	B J ^(2.9)	<0.45	<0.45	<0.45	<0.45	<0.45	<0.44	<0.40	<1.0
p/m Xylene (ug/L)	Total Xylenes		<0.30	<0.31	<0.31	<0.31	<0.31	<0.31	<0.31	<0.31	<0.31	<0.13	<1.0	<0.90
o-Xylene (ug/L)	2000 / 400		<0.22	0.41	<0.35	<0.35	<0.35	<0.35	<0.35	<0.35	<0.35	<0.062	<0.40	<0.60
Toluene (ug/L)	343 / 68.6		<0.16	<0.16	<0.16	<0.16	<0.16	<0.16	<0.16	<0.16	<0.16	<0.069	<0.069	<0.40

J- Result is less than the LOQ but greater than the LOD

B- Parameter was detected in the method blank.

LOD- Limit of Detection

²- May be associated with chlorination of well.

LOQ-Limit of Quantification

^D- Quantification was performed on a dilution of the sample.

ug/L- Micrograms per Liter (parts per billion).

- Indicates Detection.

*- Inorganic water quality data available.

ND- No Detect.

- Analytical data obtained from the WDNR Special Well Construction Area Data Base, Town of Hudson, Wisconsin.

TABLE 1 (cont.)

	ES / PAL	944	
		Wert Rd.* (cont.)	
		Jun-07	Apr-09
Dichlorodifluoromethane (ug/L)	1000 / 200	<0.40	<1.0
Tetrachloroethene (ug/L)	5 / 0.5	<0.40	<1.0
trans-1,2-Dichloroethene (ug/L)	100 / 20	<0.50	<1.0
1,1,1-Trichloroethane (ug/L)	200 / 40	<0.60	<1.0
1,1-Dichloroethene (ug/L)	7 / 0.7	<0.40	<1.0
1,2-Dichloroethane (ug/L)	5 / 0.5	<0.30	<1.0
1,1,2-Trichloroethane (ug/L)	5 / 0.5	<0.50	<1.0
Trichloroethene (ug/L)	5 / 0.5	J ^(0.41)	J ^(0.53)
1,1-Dichloroethane (ug/L)	850 / 85	<0.40	<1.0
cis-1,2-Dichloroethene (ug/L)	70 / 7	<0.40	<1.0
Trichlorofluoromethane (ug/L)	3490 / 698	<0.40	<1.0
Chloroethane (ug/L)	400 / 80	<0.40	<1.0
Vinyl chloride (ug/L)	0.2 / 0.02	<0.15	<0.40
Chloromethane (ug/L)	3 / 0.3	<0.30	<1.0
Methylene chloride (ug/L)	5 / 0.5	<0.50	<4.0
p/m Xylene (ug/L)	Total Xylenes	<0.50	<2.0
o-Xylene (ug/L)	2000 / 400	<0.50	<1.0
Toluene (ug/L)	343 / 68.6	<0.20	<1.0

	ES / PAL	945												
		Wert Rd.*												
		Jun-92	Feb-97	Dec-97	Dec-98	Jan-00	Dec-00	Apr-02	Jan-03	Mar-04	Apr-05	Mar-06	Mar-07	
Dichlorodifluoromethane (ug/L)	1000 / 200		<0.14	<0.14	<0.14	<0.14	<0.14	<0.14	<0.14	<0.14	<0.14	<0.60	<0.60	<0.29
Tetrachloroethene (ug/L)	5 / 0.5	ND	<0.13	<0.13	<0.13	<0.13	<0.13	<0.13	<0.13	<0.13	<0.18	<0.40	<0.40	<0.29
trans-1,2-Dichloroethene (ug/L)	100 / 20		<0.11	<0.11	<0.11	<0.11	<0.11	<0.11	<0.11	<0.11	<0.11	<0.60	<0.60	<0.40
1,1,1-Trichloroethane (ug/L)	200 / 40	ND	<0.19	<0.19	<0.19	<0.19	<0.19	<0.19	<0.19	<0.19	<0.086	<0.60	<0.60	<0.50
1,1-Dichloroethene (ug/L)	7 / 0.7	ND	<0.10	<0.10	<0.10	<0.10	<0.10	<0.10	<0.10	<0.10	<0.14	<0.50	<0.50	<0.30
1,2-Dichloroethane (ug/L)	5 / 0.5		<0.27	<0.27	<0.27	<0.27	<0.27	<0.27	<0.27	<0.27	<0.053	<0.50	<0.50	<0.50
1,1,2-Trichloroethane (ug/L)	5 / 0.5		<0.18	<0.18	<0.18	<0.18	<0.18	<0.18	<0.18	<0.18	<0.12	<0.40	<0.40	<0.50
Trichloroethene (ug/L)	5 / 0.5	ND	0.35	0.45	0.31	J ^(0.25)	J ^(0.23)	0.42	0.38	<0.094	<0.15	J ^(0.35)	J ^(0.33)	
1,1-Dichloroethane (ug/L)	850 / 85	ND	<0.26	<0.26	<0.26	<0.26	<0.26	<0.26	<0.26	<0.26	<0.063	<0.50	<0.50	<0.40
cis-1,2-Dichloroethene (ug/L)	70 / 7		<0.12	<0.12	<0.12	<0.12	<0.12	<0.12	<0.12	<0.12	<0.039	<0.60	<0.60	<0.40
Trichlorofluoromethane (ug/L)	3490 / 698	ND	<0.51	<0.51	<0.51	<0.51	<0.51	<0.51	<0.51	<0.51	<0.11	<0.50	<0.50	<0.70
Chloroethane (ug/L)	400 / 80		<0.24	<0.24	<0.24	<0.24	<0.24	<0.24	<0.24	<0.24	<0.11	<0.70	<0.70	<0.60
Vinyl chloride (ug/L)	0.2 / 0.02		<0.11	<0.11	<0.11	<0.11	<0.11	<0.11	<0.11	<0.11	<0.13	<0.12	<0.12	<0.15
Chloromethane (ug/L)	3 / 0.3		<0.090	<0.090	<0.090	<0.090	<0.090	<0.090	<0.090	<0.090	<0.15	<0.24	<0.24	J ^(0.88)
Methylene chloride (ug/L)	5 / 0.5		<0.45	<0.45	<0.45	<0.45	<0.45	<0.45	<0.45	<0.45	<1.3	1.6	<0.40	<1.0
p/m Xylene (ug/L)	Total Xylenes		<0.31	<0.31	<0.31	<0.31	<0.31	<0.31	<0.31	<0.31	<0.12	<1.0	<1.0	<0.90
o-Xylene (ug/L)	2000 / 400		<0.35	<0.35	<0.35	<0.35	<0.35	<0.35	<0.35	<0.35	<0.14	<0.40	<0.40	<0.60
Toluene (ug/L)	343 / 68.6		<0.16	<0.16	<0.16	<0.16	<0.16	<0.16	<0.16	<0.16	<0.075	<0.40	<0.40	<0.40

J- Result is less than the LOQ but greater than the LOD

B- Parameter was detected in the method blank.

LOD- Limit of Detection

2- May be associated with chlorination of well.

LOQ-Limit of Quantification

D -Quantification was performed on a dilution of the sample.

ug/L- Micrograms per Liter (parts per billion).

- Indicates Detection.

*- Inorganic water quality data available.

ND- No Detect.

- Analytical data obtained from the WDNR Special Well Construction Area Data Base, Town of Hudson, Wisconsin.

TABLE 1 (cont.)

ES / PAL		945 Wert Rd. (cont.)						
		Mar-08	Jun-09	Jun-10	Mar-11	Jun-13	Jun-14	Jun-15
Dichlorodifluoromethane (ug/L)	1000 / 200	<0.40	<1.0	<0.29	<0.30	<0.40	<0.50	<0.49
Tetrachloroethene (ug/L)	5 / 0.5	<0.40	<1.0	<0.15	<0.15	<0.29	<0.16	<0.19
trans-1,2-Dichloroethene (ug/L)	100 / 20	<0.50	<1.0	<0.11	<0.11	<0.24	<0.23	<0.21
1,1,1-Trichloroethane (ug/L)	200 / 40	<0.60	<1.0	<0.090	<0.090	<0.50	<0.26	<0.20
1,1-Dichloroethene (ug/L)	7 / 0.7	<0.40	<1.0	<0.20	<0.20	<0.24	<0.20	<0.22
1,2-Dichloroethane (ug/L)	5 / 0.5	<0.30	<1.0	<0.080	<0.080	<0.22	<0.13	<0.17
1,1,2-Trichloroethane (ug/L)	5 / 0.5	<0.50	<1.0	<0.11	<0.11	<0.16	<0.13	<0.24
Trichloroethene (ug/L)	5 / 0.5	0.38	J ^(0.35)	J ^(0.36)	J ^(0.20)	J ^(0.30)	0.57	J ^(0.16)
1,1-Dichloroethane (ug/L)	850 / 85	<0.40	<1.0	<0.080	<0.080	<0.50	<0.16	<0.22
cis-1,2-Dichloroethene (ug/L)	70 / 7	<0.40	<1.0	<0.23	<0.23	<0.23	<0.13	<0.25
Trichlorofluoromethane (ug/L)	3490 / 698	<0.40	<1.0	<0.14	<0.14	<0.13	<0.22	<0.18
Chloroethane (ug/L)	400 / 80	<0.40	<1.0	<0.32	<0.32	<0.50	<0.24	<0.34
Vinyl chloride (ug/L)	0.2 / 0.02	<0.15	<0.40	<0.11	<0.11	<0.14	<0.20	<0.15
Chloromethane (ug/L)	3 / 0.3	<0.30	<4.0	J ^(0.36)	<0.36	<2.0	<0.34	<0.64
Methylene chloride (ug/L)	5 / 0.5	<0.50	<4.0	<2.0	<2.0	<2.0	<2.0	<0.56
p/m Xylene (ug/L)	Total Xylenes	<0.50	<2.0	<0.15	<0.15	<0.48	<0.31	<0.41
o-Xylene (ug/L)	2000 / 400	<0.50	<1.0	<0.10	<0.10	<0.24	<0.094	<0.19
Toluene (ug/L)	343 / 68.6	<0.20	<1.0	<0.11	<0.11	<0.23	<0.11	<0.13

ES / PAL		948 Wert Rd.											
		Mar-86	Dec-90	Feb-96	Mar-98	Dec-99	Dec-00	Apr-02	Feb-03	Nov-04	Feb-06	Jun-07	Feb-08
Dichlorodifluoromethane (ug/L)	1000 / 200			<0.14	<0.14	<0.14	<0.14	<0.14	<0.14	8.7	<0.60	<0.40	<0.40
Tetrachloroethene (ug/L)	5 / 0.5	ND		<0.13	<0.13	<0.13	<0.13	<0.13	<0.13	<0.40	<0.40	<0.40	<0.40
trans-1,2-Dichloroethene (ug/L)	100 / 20			<0.11	<0.11	<0.11	<0.11	<0.11	<0.11	<0.50	<0.60	<0.50	<0.50
1,1,1-Trichloroethane (ug/L)	200 / 40	4.1	8.0	0.53	<0.19	<0.19	<0.19	<0.19	<0.19	<0.50	<0.60	<0.60	<0.60
1,1-Dichloroethene (ug/L)	7 / 0.7	ND		<0.10	<0.10	<0.10	<0.10	<0.10	<0.10	<0.30	<0.50	<0.40	<0.40
1,2-Dichloroethane (ug/L)	5 / 0.5			<0.27	<0.27	<0.27	<0.27	<0.27	<0.27	<0.40	<0.50	<0.30	<0.30
1,1,2-Trichloroethane (ug/L)	5 / 0.5			<0.18	<0.18	<0.18	<0.18	<0.18	<0.18	<0.40	<0.40	<0.50	<0.50
Trichloroethene (ug/L)	5 / 0.5	2.7	6.1	0.62	0.39	0.62	0.83	0.40	0.55	0.71	0.58	0.67	1.5
1,1-Dichloroethane (ug/L)	850 / 85	ND		<0.26	<0.26	<0.26	<0.26	<0.26	<0.26	<0.50	<0.50	<0.40	<0.40
cis-1,2-Dichloroethene (ug/L)	70 / 7			<0.12	<0.12	<0.12	<0.12	<0.12	<0.12	<0.25	<0.60	<0.40	<0.40
Trichlorofluoromethane (ug/L)	3490 / 698	ND	1.0	<0.51	<0.51	<0.51	<0.51	<0.51	<0.51	<0.50	<0.50	<0.40	J ^(0.46)
Chloroethane (ug/L)	400 / 80			<0.24	<0.24	<0.24	<0.24	<0.24	<0.24	<0.50	<0.70	<0.40	<0.40
Vinyl chloride (ug/L)	0.2 / 0.02			<0.11	<0.11	<0.11	<0.11	<0.11	<0.11	<0.12	<0.12	<0.15	<0.15
Chloromethane (ug/L)	3 / 0.3			<0.090	<0.090	<0.090	<0.090	<0.090	<0.090	<0.30	<0.24	<0.30	<0.30
Methylene chloride (ug/L)	5 / 0.5			<0.45	<0.45	<0.45	<0.45	<0.45	<0.45	<0.50	<0.40	<0.50	<0.50
p/m Xylene (ug/L)	Total Xylenes			<0.31	<0.31	<0.31	<0.31	<0.31	<0.31	<0.70	<1.0	<0.50	<0.50
o-Xylene (ug/L)	2000 / 400			<0.35	<0.35	<0.35	<0.35	<0.35	<0.35	<0.30	<0.40	<0.50	<0.50
Toluene (ug/L)	343 / 68.6			<0.16	<0.16	<0.16	<0.16	<0.16	<0.16	<0.40	<0.40	<0.20	<0.20

J- Result is less than the LOQ but greater than the LOD

B- Parameter was detected in the method blank.

LOD- Limit of Detection

²- May be associated with chlorination of well.

LOQ-Limit of Quantification

^D-Quantification was performed on a dilution of the sample.

ug/L- Micrograms per Liter (parts per billion).

- Indicates Detection.

*- Inorganic water quality data available.

ND- No Detect.

- Analytical data obtained from the WDNR Special Well Construction Area Data Base, Town of Hudson, Wisconsin.

TABLE 1 (cont.)

	ES / PAL	948 Wert Rd. (cont)			
		Jun-10	Mar-11	Jul-13	Jun-15
Dichlorodifluoromethane (ug/L)	1000 / 200	<0.30	<0.30	<0.40	<0.49
Tetrachloroethene (ug/L)	5 / 0.5	<0.15	<0.15	<0.29	<0.19
trans-1,2-Dichloroethene (ug/L)	100 / 20	<0.11	<0.11	<0.24	<0.21
1,1,1-Trichloroethane (ug/L)	200 / 40	<0.090	<0.090	<0.50	<0.20
1,1-Dichloroethene (ug/L)	7 / 0.7	<0.20	<0.20	<0.24	<0.22
1,2-Dichloroethane (ug/L)	5 / 0.5	<0.080	<0.080	<0.22	<0.17
1,1,2-Trichloroethane (ug/L)	5 / 0.5	<0.11	<0.11	<0.16	<0.24
Trichloroethene (ug/L)	5 / 0.5	J ^(0.69)	J ^(0.63)	0.49	J ^(0.16)
1,1-Dichloroethane (ug/L)	850 / 85	<0.080	<0.080	<0.50	<0.22
cis-1,2-Dichloroethene (ug/L)	70 / 7	<0.23	<0.23	<0.23	<0.25
Trichlorofluoromethane (ug/L)	3490 / 698	<0.14	<0.14	<0.13	<0.18
Chloroethane (ug/L)	400 / 80	<0.32	<0.32	<0.50	<0.34
Vinyl chloride (ug/L)	0.2 / 0.02	<0.11	<0.11	<0.14	<0.15
Chloromethane (ug/L)	3 / 0.3	<0.36	<0.36	<2.0	<0.64
Methylene chloride (ug/L)	5 / 0.5	<2.0	<2.0	<2.0	<0.56
p/m Xylene (ug/L)	Total Xylenes	<0.15	<0.15	<0.48	<0.41
o-Xylene (ug/L)	2000 / 400	<0.10	<0.10	<0.24	<0.19
Toluene (ug/L)	343 / 68.6	<0.11	<0.11	<0.23	<0.13

	ES / PAL	960 Wert Rd.									
		Dec-95	Mar-00	Jan-01	Apr-02	Apr-03	May-04	Jun-05	Dec-09	Mar-10	Jul-18
Dichlorodifluoromethane (ug/L)	1000 / 200	<0.080	<0.14	<0.14	<0.14	<0.14	<0.063	<0.60	<1.0	<0.50	<0.23
Tetrachloroethene (ug/L)	5 / 0.5	0.58	J ^(0.13)	J ^(0.16)	<0.13	<0.13	J ^(0.25)	<0.40	<1.0	<0.50	<0.17
trans-1,2-Dichloroethene (ug/L)	100 / 20	<0.040	<0.11	<0.11	<0.11	<0.11	<0.059	<0.60	<1.0	<0.50	<0.12
1,1,1-Trichloroethane (ug/L)	200 / 40	16 ^D	2.2	1.6	2.3	1.4	1.4	J ^(0.99)	2.2	2.5	<0.14
1,1-Dichloroethene (ug/L)	7 / 0.7	6.2	J ^(0.19)	0.24	0.37	J ^(0.13)	J ^(0.13)	<0.50	<1.0	<0.50	<0.16
1,2-Dichloroethane (ug/L)	5 / 0.5	0.23	<0.27	<0.27	<0.27	<0.27	<0.054	<0.50	<1.0	<0.50	<0.22
1,1,2-Trichloroethane (ug/L)	5 / 0.5	<0.030	<0.18	<0.18	<0.18	<0.18	<0.052	<0.40	<1.0	<0.50	<0.18
Trichloroethene (ug/L)	5 / 0.5	16 ^D	4.3	4.0	5.0	3.2	2.9	2.4	2.9	3.4	1.0
1,1-Dichloroethane (ug/L)	850 / 85	0.84	<0.26	<0.26	<0.26	<0.26	<0.057	<0.50	<1.0	<0.50	<0.17
cis-1,2-Dichloroethene (ug/L)	70 / 7	J ^(0.22)	<0.12	<0.12	<0.12	<0.12	<0.055	<0.60	<1.0	<0.50	<0.15
Trichlorofluoromethane (ug/L)	3490 / 698	J ^(0.74)	<0.51	<0.51	<0.51	<0.51	<0.060	<0.50	<1.0	<0.50	<0.23
Chloroethane (ug/L)	400 / 80	<0.050	<0.24	<0.24	<0.24	<0.24	<0.074	<0.50	<1.0	<0.50	<0.49
Vinyl chloride (ug/L)	0.2 / 0.02	<0.070	<0.11	<0.11	<0.11	<0.11	<0.065	<0.12	<0.40	<0.20	<0.092
Chloromethane (ug/L)	3 / 0.3	B J ^(0.34)	<0.090	J ^(0.28)	<0.090	<0.090	<0.074	<0.24	<4.0	J ^(2.4)	<0.16
Methylene chloride (ug/L)	5 / 0.5	<0.27	<0.45	<0.45	<0.45	<0.45	<0.44	<0.40	<4.0	<2.0	<0.98
p/m Xylene (ug/L)	Total Xylenes	<0.30	<0.31	<0.31	<0.31	<0.31	<0.13	<1.0	<2.0	<1.0	<0.31
o-Xylene (ug/L)	2000 / 400	<0.22	<0.35	<0.35	<0.35	<0.35	<0.062	<0.40	<1.0	<0.50	<0.16
Toluene (ug/L)	343 / 68.6	J ^(0.19)	<0.16	<0.16	<0.16	<0.16	<0.069	<0.40	<1.0	<0.50	<0.083

J- Result is less than the LOQ but greater than the LOD

B- Parameter was detected in the method blank.

LOD- Limit of Detection

²- May be associated with chlorination of well.

LOQ-Limit of Quantification

^D-Quantification was performed on a dilution of the sample.

ug/L- Micrograms per Liter (parts per billion).

- Indicates Detection.

*- Inorganic water quality data available.

ND- No Detect.

- Analytical data obtained from the WDNR Special Well Construction Area Data Base, Town of Hudson, Wisconsin.

TABLE 1 (cont.)

ES / PAL	962 Wert Rd.												
	Mar-86	Dec-95	Dec-96	Dec-96	Oct-97	Nov-98	Jan-00	Dec-00	Mar-02	Jan-03	Mar-04	Jan-05	
Dichlorodifluoromethane (ug/L)	1000 / 200	<0.080	<0.14	<0.14	J ^(0.22)	<0.14	J ^(0.22)	<0.14	J ^(0.54)	<0.14	<0.93	<0.40	
Tetrachloroethene (ug/L)	5 / 0.5	4.8	0.87	0.77	0.63	0.46	<0.13	<0.13	J ^(0.27)	J ^(0.32)	<0.13	<0.18	<0.40
trans-1,2-Dichloroethene (ug/L)	100 / 20	<0.040	<0.11	<0.11	<0.11	<0.11	<0.11	<0.11	<0.11	<0.11	<0.11	<0.50	
1,1,1-Trichloroethane (ug/L)	200 / 40	65	21 ^D	17	17	8.5	5.8	4.7	4.3	4.4	2.2	2.1	
1,1-Dichloroethene (ug/L)	7 / 0.7	4.8	2.3	2.3	2.3	0.69	0.26	0.46	0.4	0.59	<0.10	<0.14	J ^(0.34)
1,2-Dichloroethane (ug/L)	5 / 0.5	<0.23	<0.27	<0.27	<0.27	<0.27	<0.27	<0.27	<0.27	<0.27	<0.27	<0.053	<0.40
1,1,2-Trichloroethane (ug/L)	5 / 0.5	<0.030	<0.18	<0.18	<0.18	<0.18	<0.18	<0.18	<0.18	<0.18	<0.18	<0.12	<0.40
Trichloroethene (ug/L)	5 / 0.5	56	18 ^D	19	19	12	8.1	6.8	8.2	8.6	5.5	3.1	4.4
1,1-Dichloroethane (ug/L)	850 / 85	0.67	0.86	0.70	0.54	J ^(0.23)	J ^(0.20)	<0.26	0.49	<0.26	<0.063	<0.50	
cis-1,2-Dichloroethene (ug/L)	70 / 7	<0.080	1.1	<0.12	<0.12	<0.12	<0.12	<0.12	<0.12	<0.12	<0.039	<0.25	
Trichlorofluoromethane (ug/L)	3490 / 698	J ^(0.23)	<0.51	<0.51	<0.51	<0.51	J ^(0.58)	<0.51	<0.51	<0.51	<0.11	<0.50	
Chloroethane (ug/L)	400 / 80	<0.050	<0.24	<0.24	<0.24	<0.24	<0.24	<0.24	<0.24	<0.24	<0.11	<0.50	
Vinyl chloride (ug/L)	0.2 / 0.02	<0.070	<0.11	<0.11	<0.11	<0.11	<0.11	<0.11	<0.11	<0.11	<0.13	<0.12	
Chloromethane (ug/L)	3 / 0.3	B J ^(0.49)	<0.090	<0.090	<0.090	<0.090	<0.090	<0.090	<0.090	<0.090	<0.15	<0.30	
Methylene chloride (ug/L)	5 / 0.5	J ^(0.33)	<0.45	<0.45	<0.45	B J ^(2.8)	<0.45	<0.45	<0.45	<0.45	<1.3	<0.50	
p/m Xylene (ug/L)	Total Xylenes	<0.30	<0.31	<0.31	<0.31	<0.31	<0.31	<0.31	<0.31	<0.31	<0.12	<0.70	
o-Xylene (ug/L)	2000 / 400	<0.22	<0.35	<0.35	<0.35	<0.35	<0.35	<0.35	<0.35	<0.35	<0.14	<0.30	
Toluene (ug/L)	343 / 68.6	<0.16	<0.16	<0.16	<0.16	<0.16	<0.16	<0.16	<0.16	<0.16	<0.075	<0.40	

ES / PAL	962 Wert Rd. (cont.)							
	Dec-05	Dec-06	Jun-07	Jul-08	Jun-09	Aug-13	Dec-17	
Dichlorodifluoromethane (ug/L)	1000 / 200	<0.60	<0.29	<0.40	<0.40	<1.0	<0.40	<0.31
Tetrachloroethene (ug/L)	5 / 0.5	<0.40	<0.29	<0.40	<0.40	<1.0	J ^(0.82)	<0.16
trans-1,2-Dichloroethene (ug/L)	100 / 20	<0.60	<0.40	<0.50	<0.50	<1.0	<0.24	<0.21
1,1,1-Trichloroethane (ug/L)	200 / 40	2.0	<0.50	J ^(1.4)	J ^(0.76)	<1.0	<0.50	J ^(0.34)
1,1-Dichloroethene (ug/L)	7 / 0.7	<0.50	<0.30	<0.40	<0.40	<1.0	<0.24	<0.18
1,2-Dichloroethane (ug/L)	5 / 0.5	<0.50	<0.50	<0.30	<0.30	<1.0	<0.22	<0.32
1,1,2-Trichloroethane (ug/L)	5 / 0.5	<0.40	<0.50	<0.50	<0.50	<1.0	<0.16	<0.22
Trichloroethene (ug/L)	5 / 0.5	3.9	J ^(0.33)	3.7	3.5	2.7	1.9	1.3
1,1-Dichloroethane (ug/L)	850 / 85	<0.50	<0.40	<0.40	<0.40	<1.0	<0.50	<0.14
cis-1,2-Dichloroethene (ug/L)	70 / 7	<0.60	<0.40	<0.40	<0.40	<1.0	<0.23	<0.20
Trichlorofluoromethane (ug/L)	3490 / 698	<0.50	<0.70	<0.40	<0.40	<1.0	J ^(0.17)	<0.13
Chloroethane (ug/L)	400 / 80	<0.70	<0.60	<0.40	<0.40	<1.0	<0.50	<0.44
Vinyl chloride (ug/L)	0.2 / 0.02	<0.12	<0.15	<0.15	<0.15	<0.40	<0.14	<0.0096
Chloromethane (ug/L)	3 / 0.3	<0.24	J ^(0.38)	<0.30	<0.30	<4.0	<2.0	<1.1
Methylene chloride (ug/L)	5 / 0.5	<0.40	<1.0	<0.50	<0.50	<4.0	<2.0	<1.2
p/m Xylene (ug/L)	Total Xylenes	<1.0	<0.90	<0.50	<0.50	<2.0	<0.48	<0.24
o-Xylene (ug/L)	2000 / 400	<0.40	<0.60	<0.50	<0.50	<1.0	<0.24	<0.17
Toluene (ug/L)	343 / 68.6	<0.40	<0.40	<0.20	<0.20	<1.0	<0.23	<0.17

J- Result is less than the LOQ but greater than the LOD

B- Parameter was detected in the method blank.

LOD- Limit of Detection

²- May be associated with chlorination of well.

LOQ-Limit of Quantification

^D-Quantification was performed on a dilution of the sample.

ug/L- Micrograms per Liter (parts per billion).

- Indicates Detection.

*- Inorganic water quality data available.

ND- No Detect.

- Analytical data obtained from the WDNR Special Well Construction Area Data Base, Town of Hudson, Wisconsin.

TABLE 1 (cont.)

		963 Wert Rd.							
ES / PAL		Dec-00	Jul-03	Dec-03	Jun-04	Jan-05	Jun-05	Dec-05	Jul-06
Dichlorodifluoromethane (ug/L)	1000 / 200	J ^(0.27)	J ^(0.15)	<0.14	<0.063	3.0	<0.60	<0.60	<0.29
Tetrachloroethene (ug/L)	5 / 0.5	<0.13	J ^(0.17)	<0.13	J ^(0.14)	<0.40	<0.40	<0.40	<0.29
trans-1,2-Dichloroethene (ug/L)	100 / 20	<0.11	<0.11	<0.11	<0.059	<0.50	<0.60	<0.60	<0.40
1,1,1-Trichloroethane (ug/L)	200 / 40	<0.19	<0.19	<0.19	<0.065	<0.50	<0.60	<0.60	<0.50
1,1-Dichloroethene (ug/L)	7 / 0.7	<0.10	<0.10	<0.10	<0.061	<0.30	<0.50	<0.50	<0.30
1,2-Dichloroethane (ug/L)	5 / 0.5	<0.27	<0.27	<0.27	<0.054	<0.40	<0.50	<0.50	<0.50
1,1,2-Trichloroethane (ug/L)	5 / 0.5	<0.18	<0.18	<0.18	<0.052	<0.40	<0.40	<0.40	<0.50
Trichloroethene (ug/L)	5 / 0.5	0.59	1.0	0.80	1.1	1.1	1.0	0.81	0.79
1,1-Dichloroethane (ug/L)	850 / 85	<0.26	<0.26	<0.26	<0.057	<0.50	<0.50	<0.50	<0.40
cis-1,2-Dichloroethene (ug/L)	70 / 7	<0.12	<0.12	<0.12	<0.055	<0.25	<0.60	<0.60	<0.40
Trichlorofluoromethane (ug/L)	3490 / 698	<0.51	<0.51	<0.51	J ^(0.33)	<0.50	J ^(0.50)	<0.50	<0.70
Chloroethane (ug/L)	400 / 80	<0.24	<0.24	<0.24	<0.074	<0.50	<0.70	<0.70	<0.60
Vinyl chloride (ug/L)	0.2 / 0.02	<0.11	<0.11	<0.11	<0.065	<0.12	<0.12	<0.12	<0.15
Chloromethane (ug/L)	3 / 0.3	<0.090	<0.090	<0.090	<0.074	<0.30	<0.24	<0.24	<0.30
Methylene chloride (ug/L)	5 / 0.5	<0.45	<0.45	<0.45	<0.44	<0.50	<0.40	<0.40	<1.0
p/m Xylene (ug/L)	Total Xylenes	<0.31	<0.31	<0.31	<0.13	<0.70	<1.0	<1.0	<0.90
o-Xylene (ug/L)	2000 / 400	<0.35	<0.35	<0.35	<0.062	<0.30	<0.40	<0.40	<0.60
Toluene (ug/L)	343 / 68.6	<0.16	<0.16	<0.16	<0.069	J ^(0.48)	<0.40	<0.40	<0.40

		963 Wert Rd. (cont.)				
ES / PAL		Mar-07	Aug-07	Jul-08	Dec-08	Mar-11
Dichlorodifluoromethane (ug/L)	1000 / 200	<0.29	<0.40	<0.40	<0.40	<0.30
Tetrachloroethene (ug/L)	5 / 0.5	<0.29	<0.40	<0.40	<0.40	<0.15
trans-1,2-Dichloroethene (ug/L)	100 / 20	<0.40	<0.50	<0.50	<0.50	<0.11
1,1,1-Trichloroethane (ug/L)	200 / 40	<0.50	<0.60	<0.60	<0.60	<0.090
1,1-Dichloroethene (ug/L)	7 / 0.7	<0.30	<0.40	<0.40	<0.40	<0.20
1,2-Dichloroethane (ug/L)	5 / 0.5	<0.50	<0.30	<0.30	<0.30	<0.080
1,1,2-Trichloroethane (ug/L)	5 / 0.5	<0.50	<0.50	<0.50	<0.50	<0.11
Trichloroethene (ug/L)	5 / 0.5	0.85	0.95	0.84	0.97	J ^(0.45)
1,1-Dichloroethane (ug/L)	850 / 85	<0.40	<0.40	<0.40	<0.40	<0.080
cis-1,2-Dichloroethene (ug/L)	70 / 7	<0.40	<0.40	<0.40	<0.40	<0.23
Trichlorofluoromethane (ug/L)	3490 / 698	<0.70		<0.40	<0.40	J ^(0.14)
Chloroethane (ug/L)	400 / 80	<0.60	<0.40	<0.40	<0.40	<0.32
Vinyl chloride (ug/L)	0.2 / 0.02	<0.15	<0.15	<0.15	<0.15	<0.11
Chloromethane (ug/L)	3 / 0.3	<0.30	<0.30	<0.30	<0.30	<0.36
Methylene chloride (ug/L)	5 / 0.5	<1.0	<0.50	<0.50	<0.50	<2.0
p/m Xylene (ug/L)	Total Xylenes	<0.90	<0.50	<0.50	<0.50	<0.15
o-Xylene (ug/L)	2000 / 400	<0.60	<0.50	<0.50	<0.50	<0.10
Toluene (ug/L)	343 / 68.6	<0.40	<0.20	<0.20	<0.20	<0.11

J- Result is less than the LOQ but greater than the LOD

B- Parameter was detected in the method blank.

LOD- Limit of Detection

²- May be associated with chlorination of well.

LOQ-Limit of Quantification

^D-Quantification was performed on a dilution of the sample.

ug/L- Micrograms per Liter (parts per billion).

- Indicates Detection.

*- Inorganic water quality data available.

ND- No Detect.

- Analytical data obtained from the WDNR Special Well Construction Area Data Base, Town of Hudson, Wisconsin.

TABLE 1 (cont.)

ES / PAL	964 Wert Rd.												
	Mar-86	Dec-95	Sep-97	Nov-98	Dec-99	Nov-00	Mar-02	Feb-03	Apr-04	Apr-05	Mar-06	Mar-07	
Dichlorodifluoromethane (ug/L)	1000 / 200	J ^(1.2)	J ^(0.28)	J ^(0.44)	<0.14	J ^(0.34)	J ^(0.26)	<0.14	J ^(0.14)	<0.60	<0.60	J ^(0.31)	
Tetrachloroethene (ug/L)	5 / 0.5	ND	<0.050	<0.13	<0.13	<0.13	<0.13	<0.13	J ^(0.22)	<0.40	<0.40	<0.29	
trans-1,2-Dichloroethene (ug/L)	100 / 20		<0.040	<0.11	<0.11	<0.11	<0.11	<0.11	<0.059	<0.60	<0.60	<0.40	
1,1,1-Trichloroethane (ug/L)	200 / 40	3.4	<0.050	0.33	0.45	<0.19	J ^(0.23)	<0.19	J ^(0.15)	<0.60	<0.60	<0.50	
1,1-Dichloroethene (ug/L)	7 / 0.7	ND	<0.050	<0.10	<0.10	<0.10	<0.10	<0.10	<0.61	<0.50	<0.50	<0.30	
1,2-Dichloroethane (ug/L)	5 / 0.5		<0.23	<0.27	<0.27	<0.27	<0.27	<0.27	<0.054	<0.50	<0.50	<0.50	
1,1,2-Trichloroethane (ug/L)	5 / 0.5		<0.030	<0.18	<0.18	<0.18	<0.18	<0.18	<0.052	<0.40	<0.40	<0.50	
Trichloroethene (ug/L)	5 / 0.5	3.3	1.1	1.0	1.4	0.58	0.78	1.3	0.98	1.5	1.3	1.2	
1,1-Dichloroethane (ug/L)	850 / 85	ND	<0.10	<0.26	<0.26	<0.26	<0.26	<0.26	<0.057	<0.50	<0.50	<0.40	
cis-1,2-Dichloroethene (ug/L)	70 / 7		<0.080	<0.12	<0.12	<0.12	<0.12	<0.12	<0.055	<0.60	<0.60	<0.40	
Trichlorofluoromethane (ug/L)	3490 / 698	ND	<0.080	<0.51	J ^(0.54)	<0.51	J ^(0.65)	J ^(0.52)	<0.51	J ^(0.59)	J ^(0.55)	J ^(0.51)	
Chloroethane (ug/L)	400 / 80		<0.050	<0.24	1.2	<0.24	<0.24	<0.24	<0.074	<0.70	<0.70	<0.60	
Vinyl chloride (ug/L)	0.2 / 0.02		<0.070	<0.11	<0.11	<0.11	<0.11	<0.11	<0.065	<0.12	<0.12	<0.15	
Chloromethane (ug/L)	3 / 0.3		<0.050	<0.090	<0.090	<0.090	<0.090	<0.090	<0.074	<0.24	<0.24	<0.30	
Methylene chloride (ug/L)	5 / 0.5		<0.27	<0.45	<0.45	<0.45	<0.45	<0.45	<0.44	1.5	<0.40	<1.0	
p/m Xylene (ug/L)	Total Xylenes		<0.30	<0.31	<0.31	<0.31	<0.31	<0.31	<0.13	<1.0	<1.0	<0.90	
o-Xylene (ug/L)	2000 / 400		<0.22	<0.35	<0.35	<0.35	<0.35	<0.35	<0.062	<0.40	<0.40	<0.60	
Toluene (ug/L)	343 / 68.6		<0.16	<0.16	<0.16	<0.16	<0.16	<0.16	<0.069	<0.40	<0.40	<0.40	

ES / PAL	964 Wert Rd. (cont.)							
	Feb-08	Jun-09	Apr-10	Dec-12	Jul-13	Jul-15	Feb-18	
Dichlorodifluoromethane (ug/L)	1000 / 200	<0.40	<1.0	<0.50	<0.20	<0.40	<0.49	<0.31
Tetrachloroethene (ug/L)	5 / 0.5	<0.40	<1.0	<0.50	<0.13	<0.29	<0.19	<0.16
trans-1,2-Dichloroethene (ug/L)	100 / 20	<0.50	<1.0	<0.50	<0.15	<0.24	<0.21	<0.21
1,1,1-Trichloroethane (ug/L)	200 / 40	<0.60	<1.0	<0.50	<0.19	<0.50	<0.20	<0.15
1,1-Dichloroethene (ug/L)	7 / 0.7	<0.40	<1.0	<0.50	<0.19	<0.24	<0.22	<0.18
1,2-Dichloroethane (ug/L)	5 / 0.5	<0.30	<1.0	<0.50	<0.37	<0.22	<0.17	<0.32
1,1,2-Trichloroethane (ug/L)	5 / 0.5	<0.50	<1.0	<0.50	<0.15	<0.16	<0.24	<0.22
Trichloroethene (ug/L)	5 / 0.5	1.3	1.4	1.3	1.1	1.1	1.2	0.95
1,1-Dichloroethane (ug/L)	850 / 85	<0.40	<1.0	<0.50	<0.11	<0.50	<0.22	<0.14
cis-1,2-Dichloroethene (ug/L)	70 / 7	<0.40	<1.0	<0.50	<0.085	<0.23	<0.25	<0.20
Trichlorofluoromethane (ug/L)	3490 / 698	J ^(0.47)	<1.0	<0.50	J ^(0.25)	J ^(0.22)	<0.18	J ^(0.17)
Chloroethane (ug/L)	400 / 80	<0.40	<1.0	<0.50	<0.22	<0.50	<0.34	<0.44
Vinyl chloride (ug/L)	0.2 / 0.02	<0.15	<0.40	<0.20	<0.16	<0.14	<0.15	<0.096
Chloromethane (ug/L)	3 / 0.3	<0.30	<4.0	<2.0	<0.41	<2.0	<0.64	<1.1
Methylene chloride (ug/L)	5 / 0.5	<0.50	<4.0	<2.0	<2.0	<2.0	<0.56	<1.2
p/m Xylene (ug/L)	Total Xylenes	<0.50	<2.0	<1.0	<0.22	<0.48	<0.41	<0.24
o-Xylene (ug/L)	2000 / 400	<0.50	<1.0	<0.50	<0.10	<0.24	<0.19	<0.17
Toluene (ug/L)	343 / 68.6	<0.20	<1.0	<0.50	<0.077	<0.23	<0.13	<0.17

J- Result is less than the LOQ but greater than the LOD

B- Parameter was detected in the method blank.

LOD- Limit of Detection

²- May be associated with chlorination of well.

LOQ-Limit of Quantification

^D-Quantification was performed on a dilution of the sample.

ug/L- Micrograms per Liter (parts per billion).

- Indicates Detection.

*- Inorganic water quality data available.

ND- No Detect.

- Analytical data obtained from the WDNR Special Well Construction Area Data Base, Town of Hudson, Wisconsin.

TABLE 1 (cont.)

ES / PAL	966 Wert Rd.												
	Mar-86	Oct-95	Dec-95	Mar-97	Oct-97	Nov-98	Jan-00	Jan-01	Mar-02	Jan-03	Mar-04	Mar-05	
Dichlorodifluoromethane (ug/L)	1000 / 200		<0.080	<0.14	J ^(0.22)	<0.14	J ^(0.23)	<0.14	<0.14	<0.14	J ^(0.39)	<0.93	3.1
Tetrachloroethene (ug/L)	5 / 0.5	ND	ND	J ^(0.097)	<0.13	<0.13	<0.13	<0.13	<0.13	<0.13	J ^(0.23)	<0.18	<0.40
trans-1,2-Dichloroethene (ug/L)	100 / 20		<0.040	<0.11	<0.11	<0.11	<0.11	<0.11	<0.11	<0.11	<0.11	<0.11	<0.60
1,1,1-Trichloroethane (ug/L)	200 / 40	ND	0.7	<0.19	<0.19	<0.19	<0.19	<0.19	<0.19	<0.19	<0.19	<0.086	<0.60
1,1-Dichloroethene (ug/L)	7 / 0.7	ND	ND	<0.050	<0.10	<0.10	<0.10	<0.10	<0.10	<0.10	<0.10	<0.14	<0.50
1,2-Dichloroethane (ug/L)	5 / 0.5		<0.23	<0.27	<0.27	<0.27	<0.27	<0.27	<0.27	<0.27	<0.27	<0.053	<0.50
1,1,2-Trichloroethane (ug/L)	5 / 0.5		<0.030	<0.18	<0.18	<0.18	<0.18	<0.18	<0.18	<0.18	<0.18	<0.12	<0.40
Trichloroethene (ug/L)	5 / 0.5	ND	1.2	1.0	0.63	1.1	0.72	0.74	0.84	0.32	0.51	J ^(0.78)	1.5
1,1-Dichloroethane (ug/L)	850 / 85	ND	0.88	<0.26	<0.26	<0.26	<0.26	<0.26	<0.26	<0.26	<0.26	<0.063	<0.50
cis-1,2-Dichloroethene (ug/L)	70 / 7		<0.080	<0.12	<0.12	<0.12	<0.12	<0.12	<0.12	<0.12	<0.12	<0.039	<0.60
Trichlorofluoromethane (ug/L)	3490 / 698	ND	ND	J ^(0.99)	<0.51	J ^(0.55)	<0.51	J ^(0.70)	<0.51	<0.51	<0.51	<0.11	J ^(0.66)
Chloroethane (ug/L)	400 / 80		<0.050	J ^(0.31)	J ^(0.33)	<0.24	<0.24	J ^(0.24)	<0.24	<0.24	<0.24	<0.11	<0.70
Vinyl chloride (ug/L)	0.2 / 0.02		<0.070	<0.11	<0.11	<0.11	<0.11	<0.11	<0.11	<0.11	<0.11	<0.13	<0.12
Chloromethane (ug/L)	3 / 0.3		B J ^(0.34)	<0.090	<0.090	<0.090	<0.090	<0.090	<0.090	<0.090	<0.090	<0.15	<0.24
Methylene chloride (ug/L)	5 / 0.5		<0.27	<0.45	<0.45	<0.45	<0.45	<0.45	<0.45	<0.45	<0.45	<1.3	<0.40
p/m Xylene (ug/L)	Total Xylenes		<0.30	<0.31	<0.31	<0.31	<0.31	<0.31	<0.31	<0.31	<0.31	<0.12	<1.0
o-Xylene (ug/L)	2000 / 400		<0.22	<0.35	<0.35	<0.35	<0.35	<0.35	<0.35	<0.35	<0.35	<0.14	<0.40
Toluene (ug/L)	343 / 68.6		<0.16	<0.16	<0.16	<0.16	<0.16	<0.16	<0.16	<0.16	<0.16	<0.075	<0.40

ES / PAL	966 Wert Rd. (cont.)							
	May-06	Jun-07	Jun-08	Aug-09	Sep-13	Jul-15	Jul-17	
Dichlorodifluoromethane (ug/L)	1000 / 200	<0.60	<0.40	<0.40	<1.0	<0.40	<0.49	<0.23
Tetrachloroethene (ug/L)	5 / 0.5	<0.40	<0.40	<0.40	<1.0	B J ^{0.33}	<0.19	<0.25
trans-1,2-Dichloroethene (ug/L)	100 / 20	<0.60	<0.50	<0.50	<1.0	<0.24	<0.21	<0.16
1,1,1-Trichloroethane (ug/L)	200 / 40	<0.60	<0.60	<0.60	<1.0	<0.50	<0.20	<0.17
1,1-Dichloroethene (ug/L)	7 / 0.7	<0.50	<0.40	<0.40	<1.0	<0.24	<0.22	<0.28
1,2-Dichloroethane (ug/L)	5 / 0.5	<0.50	<0.30	<0.30	<1.0	<0.22	<0.17	<0.17
1,1,2-Trichloroethane (ug/L)	5 / 0.5	<0.40	<0.50	<0.50	<1.0	<0.16	<0.24	<0.15
Trichloroethene (ug/L)	5 / 0.5	0.65	1.2	1.2	1.5	1.0	1.0	1.1
1,1-Dichloroethane (ug/L)	850 / 85	<0.50	<0.40	<0.40	<1.0	<0.50	<0.22	<0.17
cis-1,2-Dichloroethene (ug/L)	70 / 7	<0.60	<0.40	<0.40	<1.0	<0.23	<0.25	<0.12
Trichlorofluoromethane (ug/L)	3490 / 698	<0.50	<0.40	J ^(0.52)	<1.0	J ^{0.25}	<0.18	<0.33
Chloroethane (ug/L)	400 / 80	<0.70	<0.40	<0.40	<1.0	<0.50	<0.34	<0.34
Vinyl chloride (ug/L)	0.2 / 0.02	<0.12	<0.15	<0.15	<0.40	<0.14	<0.15	<0.069
Chloromethane (ug/L)	3 / 0.3	<0.24	<0.30	<0.30	<4.0	<2.0	<0.64	<0.25
Methylene chloride (ug/L)	5 / 0.5	<0.40	<0.50	<0.50	<4.0	<2.0	<0.56	<0.29
p/m Xylene (ug/L)	Total Xylenes	<1.0	<0.50	<0.50	<2.0	<0.72	<0.41	<0.11
o-Xylene (ug/L)	2000 / 400	<0.40	<0.50	<0.50	<1.0	<0.24	<0.19	<0.20
Toluene (ug/L)	343 / 68.6	<0.40	<0.20	<0.20	<1.0	<0.23	<0.13	<0.14

J- Result is less than the LOQ but greater than the LOD

B- Parameter was detected in the method blank.

LOD- Limit of Detection

²- May be associated with chlorination of well.

LOQ-Limit of Quantification

^D-Quantification was performed on a dilution of the sample.

ug/L- Micrograms per Liter (parts per billion).

- Indicates Detection.

*- Inorganic water quality data available.

ND- No Detect.

- Analytical data obtained from the WDNR Special Well Construction Area Data Base, Town of Hudson, Wisconsin.

TABLE 1 (cont.)

ES / PAL		967											
		Wert Rd.*											
		Jul-91	Jun-97	Oct-97	Aug-98	Nov-98	Dec-99	Nov-00	Jan-02	Jan-03	Apr-04	Feb-05	Jul-06
Dichlorodifluoromethane (ug/L)	1000 / 200		<0.14	<0.14	<0.14	<0.14	<0.14	<0.14	J ^(0.34)	J ^(0.14)	<0.063	5.4	<0.29
Tetrachloroethene (ug/L)	5 / 0.5	1.9	0.75	J ^(0.28)	<0.13	<0.13	J ^(0.15)	J ^(0.20)	<0.13	<0.13	J ^(0.27)	J ^(0.41)	<0.29
trans-1,2-Dichloroethene (ug/L)	100 / 20		<0.11	<0.11	<0.11	<0.11	<0.11	<0.11	<0.11	<0.11	<0.059	<0.60	<0.60
1,1,1-Trichloroethane (ug/L)	200 / 40	58	6.7	5.5	<0.19	2.1	3.8	3.2	2.1	1.5	1.8	J ^(1.5)	J ^(1.4)
1,1-Dichloroethene (ug/L)	7 / 0.7	4.1	0.90	0.65	<0.10	<0.10	0.37	0.55	0.26	<0.10	J ^(0.24)	<0.50	<0.30
1,2-Dichloroethane (ug/L)	5 / 0.5		<0.27	<0.27	<0.27	<0.27	<0.27	<0.27	<0.27	<0.27	<0.054	<0.50	<0.50
1,1,2-Trichloroethane (ug/L)	5 / 0.5		<0.18	<0.18	<0.18	<0.18	<0.18	<0.18	<0.18	<0.18	<0.052	<0.40	<0.50
Trichloroethene (ug/L)	5 / 0.5	44	10	9.1	<0.14	3.7	6.3	6.5	4.2	3.6	3.8	3.5	2.7
1,1-Dichloroethane (ug/L)	850 / 85	1.4	<0.26	<0.26	<0.26	<0.26	<0.26	J ^(0.25)	<0.26	<0.26	<0.057	<.50	<0.40
cis-1,2-Dichloroethene (ug/L)	70 / 7		0.32	<0.12	<0.12	<0.12	<0.12	J ^(0.16)	<0.12	<0.12	<0.055	<0.60	<0.40
Trichlorofluoromethane (ug/L)	3490 / 698		<0.51	<0.51	<0.51	<0.51	<0.51	<0.51	<0.51	<0.51	<0.060	<0.50	<0.70
Chloroethane (ug/L)	400 / 80		J ^(0.27)	<0.24	<0.24	<0.24	<0.24	<0.24	<0.24	<0.24	<0.074	<.70	<0.60
Vinyl chloride (ug/L)	0.2 / 0.02		<0.11	<0.11	<0.11	<0.11	<0.11	<0.11	<0.11	<0.11	<0.065	<0.12	<0.15
Chloromethane (ug/L)	3 / 0.3		<0.090	<0.090	<0.090	<0.090	<0.090	<0.090	<0.090	<0.090	<0.074	J ^(0.36)	<0.30
Methylene chloride (ug/L)	5 / 0.5		<0.45	<0.45	<0.45	<0.45	<0.45	<0.45	<0.45	<0.45	<0.44	<0.40	<1.0
p/m Xylene (ug/L)	Total Xylenes		<0.31	<0.31	<0.31	<0.31	<0.31	<0.31	<0.31	<0.31	<0.13	<1.0	<0.90
o-Xylene (ug/L)	2000 / 400		<0.35	<0.35	<0.35	<0.35	<0.35	<0.35	<0.35	<0.35	<0.062	<0.40	<0.60
Toluene (ug/L)	343 / 68.6		<0.16	<0.16	<0.16	<0.16	<0.16	<0.16	<0.16	<0.16	<0.069	<0.40	<0.40

ES / PAL		967									
		Wert Rd.* (cont.)									
		Aug-06	Jun-07	Jun-08	Jun-09	Jul-10	Mar-11	Nov-12	Jul-15	Jul-18	
Dichlorodifluoromethane (ug/L)	1000 / 200	<0.29	<0.40	<0.40	<1.0	<0.30	<0.30	<0.20	<0.49	<0.23	
Tetrachloroethene (ug/L)	5 / 0.5	<0.29	<0.40	<0.40	<1.0	J ^(0.23)	<0.15	<0.13	<0.19	<0.17	
trans-1,2-Dichloroethene (ug/L)	100 / 20	<0.40	<0.50	<0.50	<1.0	<0.11	<0.11	<0.15	<0.21	<0.12	
1,1,1-Trichloroethane (ug/L)	200 / 40	<0.50	J ^(1.3)	J ^(1.7)	2.2	2.3	1.7	J ^(0.70)	J ^(0.47)	<0.14	
1,1-Dichloroethene (ug/L)	7 / 0.7	<0.30	J ^(0.40)	<0.40	<1.0	<0.20	<0.20	<0.19	<0.22	<0.16	
1,2-Dichloroethane (ug/L)	5 / 0.5	<0.50	<0.30	<0.30	<1.0	<0.080	<0.080	<0.37	<0.17	<0.22	
1,1,2-Trichloroethane (ug/L)	5 / 0.5	<0.50	<0.50	<0.50	<1.0	<0.11	<0.11	<0.15	<0.24	<0.18	
Trichloroethene (ug/L)	5 / 0.5	1.2	2.9	3.0	3.0	3.5	3.4	2.2	1.7	0.99	
1,1-Dichloroethane (ug/L)	850 / 85	<0.40	<0.40	<0.40	<1.0	<0.080	<0.080	<0.11	<0.22	<0.17	
cis-1,2-Dichloroethene (ug/L)	70 / 7	<0.40	<0.40	<0.40	<1.0	<0.23	<0.23	<0.085	<0.25	<0.15	
Trichlorofluoromethane (ug/L)	3490 / 698	<0.70	<0.40	<0.40	<1.0	<0.14	<0.14	<0.13	<0.18	<0.23	
Chloroethane (ug/L)	400 / 80	<0.60	<0.40	<0.40	<1.0	<0.32	<0.32	<0.22	<0.34	<0.49	
Vinyl chloride (ug/L)	0.2 / 0.02	<0.15	<0.15	<0.15	<0.40	<0.11	<0.11	<0.16	<0.15	<0.092	
Chloromethane (ug/L)	3 / 0.3	J ^(0.31)	<0.30	<0.30	<4.0	<0.36	<0.36	<0.41	<0.64	<0.16	
Methylene chloride (ug/L)	5 / 0.5	<1.0	<0.50	<0.50	<4.0	<2.0	<2.0	<2.0	<0.56	<0.98	
p/m Xylene (ug/L)	Total Xylenes	<0.90	<0.50	<0.50	<2.0	<0.15	<0.15	<0.22	<0.41	<0.31	
o-Xylene (ug/L)	2000 / 400	<0.60	<0.50	<0.50	<1.0	<0.10	<0.10	<0.10	<0.19	<0.16	
Toluene (ug/L)	343 / 68.6	<0.40	<0.20	<0.20	<1.0	<0.11	<0.11	<0.077	<0.13	<0.083	

J- Result is less than the LOQ but greater than the LOD

B- Parameter was detected in the method blank.

LOD- Limit of Detection

²- May be associated with chlorination of well.

LOQ-Limit of Quantification

^D-Quantification was performed on a dilution of the sample.

ug/L- Micrograms per Liter (parts per billion).

- Indicates Detection.

*- Inorganic water quality data available.

ND- No Detect.

- Analytical data obtained from the WDNR Special Well Construction Area Data Base, Town of Hudson, Wisconsin.

TABLE 1 (cont.)

	ES / PAL	971 Wert Rd.											
		Mar-86	Jun-92	Dec-95	Jun-97	Oct-97	Aug-98	Sep-99	Jan-01	Apr-02	Feb-03	May-04	Apr-05
Dichlorodifluoromethane (ug/L)	1000 / 200			J ^(0.080)	<0.14	<0.14	<0.14	<0.14	<0.14	<0.14	<0.14	<0.063	<0.60
Tetrachloroethene (ug/L)	5 / 0.5	5.0	2.2	0.99	0.70	0.44	<0.13	<0.13	J ^(0.29)	<0.13	J ^(0.18)	J ^(0.33)	<0.40
trans-1,2-Dichloroethene (ug/L)	100 / 20			<0.040	<0.11	<0.11	<0.11	<0.11	<0.11	<0.11	<0.11	<0.059	<0.60
1,1,1-Trichloroethane (ug/L)	200 / 40	85	26	16 ^D	9.7	7.7	7.1	<0.19	3.5	1.8	2.5	2.3	J ^(1.6)
1,1-Dichloroethene (ug/L)	7 / 0.7	6.0	3.2	2.4	0.95	1.1	0.49	<0.10	0.51	<0.10	0.73	J ^(0.28)	<0.50
1,2-Dichloroethane (ug/L)	5 / 0.5			<0.23	<0.27	<0.27	<0.27	<0.27	<0.27	<0.27	<0.27	<0.054	<0.50
1,1,2-Trichloroethane (ug/L)	5 / 0.5			<0.030	<0.18	<0.18	<0.18	<0.18	<0.18	<0.18	<0.18	<0.052	<0.40
Trichloroethene (ug/L)	5 / 0.5	65	23	22 ^D	14	11	9.5	<0.14	7.5	4.3	6.5	4.5	3.5
1,1-Dichloroethane (ug/L)	850 / 85		1.8	0.96	0.30	0.60	<0.26	<0.26	0.39	<0.26	0.35	J ^(0.16)	<0.50
cis-1,2-Dichloroethene (ug/L)	70 / 7			0.30	0.41	<0.12	<0.12	<0.12	J ^(0.16)	<0.12	J ^(0.26)	<0.055	<0.60
Trichlorofluoromethane (ug/L)	3490 / 698			J ^(0.43)	<0.51	<0.51	<0.51	<0.51	<0.51	<0.51	<0.51	<0.060	<0.50
Chloroethane (ug/L)	400 / 80			J ^(0.11)	<0.24	<0.24	<0.24	<0.24	<0.24	<0.24	<0.24	<0.074	<0.70
Vinyl chloride (ug/L)	0.2 / 0.02			<0.070	<0.11	<0.11	<0.11	<0.11	<0.11	<0.11	<0.11	<0.065	<0.12
Chloromethane (ug/L)	3 / 0.3			<0.050	J ^(0.27)	<0.090	<0.090	J ^(0.55)	<0.090	<0.090	<0.090	<0.074	<0.24
Methylene chloride (ug/L)	5 / 0.5			<0.27	<0.45	<0.45	<0.45	J ^(0.49)	<0.45	<0.45	<0.45	<0.44	2.5
p/m Xylene (ug/L)	Total Xylenes			<0.30	<0.31	<0.31	<0.31	<0.31	<0.31	<0.31	<0.31	<0.13	<1.0
o-Xylene (ug/L)	2000 / 400			<0.22	<0.35	<0.35	<0.35	<0.35	<0.35	<0.35	<0.35	<0.062	<0.40
Toluene (ug/L)	343 / 68.6			<0.16	<0.16	<0.16	<0.16	<0.16	<0.16	<0.16	<0.16	<0.069	<0.40
Bromomethane (ug/L)	No Standard			<0.11	<0.11	<0.11	<0.11	J ^(0.30)	<0.11	<0.11	<0.11	<0.058	<0.80

	ES / PAL	971 Wert Rd. (cont.)						
		Mar-06	Jun-07	Jun-09	Mar-11	Nov-12	Jul-14	Sep-15
Dichlorodifluoromethane (ug/L)	1000 / 200	<0.60	<0.40	<1.0	<0.30	<0.20	<0.50	<0.49
Tetrachloroethene (ug/L)	5 / 0.5	<0.40	<0.40	<1.0	<0.15	<0.13	J ^(0.21)	<0.19
trans-1,2-Dichloroethene (ug/L)	100 / 20	<0.60	<0.50	<1.0	<0.11	<0.15	<0.23	<0.21
1,1,1-Trichloroethane (ug/L)	200 / 40	J ^(1.3)	J ^(1.1)	1.3	J ^(0.38)	J ^(0.40)	J ^(0.47)	<0.20
1,1-Dichloroethene (ug/L)	7 / 0.7	<0.50	<0.40	<1.0	<0.20	<0.19	<0.20	<0.22
1,2-Dichloroethane (ug/L)	5 / 0.5	<0.50	<0.30	<1.0	<0.080	<0.37	<0.13	<0.17
1,1,2-Trichloroethane (ug/L)	5 / 0.5	<0.40	<0.50	<1.0	<0.11	<0.15	<0.13	<0.24
Trichloroethene (ug/L)	5 / 0.5	3.4	2.8	2.9	1.7	2.2	1.9	1.9
1,1-Dichloroethane (ug/L)	850 / 85	<0.50	<0.40	<1.0	<0.080	<0.11	<0.16	<0.22
cis-1,2-Dichloroethene (ug/L)	70 / 7	<0.60	<0.40	<1.0	<0.23	<0.085	<0.13	<0.25
Trichlorofluoromethane (ug/L)	3490 / 698	<0.50	<0.40	<1.0	J ^(0.26)	J ^(0.16)	<0.22	<0.18
Chloroethane (ug/L)	400 / 80	<0.70	<0.40	<1.0	<0.32	<0.22	<0.24	<0.34
Vinyl chloride (ug/L)	0.2 / 0.02	<0.12	<0.15	<0.40	<0.11	<0.16	<0.20	<0.15
Chloromethane (ug/L)	3 / 0.3	<0.24	J ^(0.39)	<4.0	<0.36	<0.41	<0.34	<0.64
Methylene chloride (ug/L)	5 / 0.5	<0.40	<0.50	<4.0	<2.0	<2.0	<2.0	<0.56
p/m Xylene (ug/L)	Total Xylenes	<1.0	<0.50	<2.0	<0.15	<0.22	<0.31	<0.41
o-Xylene (ug/L)	2000 / 400	<0.40	<0.50	<1.0	<0.10	<0.10	<0.094	<0.19
Toluene (ug/L)	343 / 68.6	<0.40	<0.20	<1.0	<0.11	<0.077	<0.11	<0.13
Bromomethane (ug/L)	No Standard	<0.80	<0.40	<4.0	<1.3	<0.36	<2.0	<0.36

J- Result is less than the LOQ but greater than the LOD

B- Parameter was detected in the method blank.

LOD- Limit of Detection

²- May be associated with chlorination of well.

LOQ-Limit of Quantification

^D-Quantification was performed on a dilution of the sample.

ug/L- Micrograms per Liter (parts per billion).

- Indicates Detection.

*- Inorganic water quality data available.

ND- No Detect.

- Analytical data obtained from the WDNR Special Well Construction Area Data Base, Town of Hudson, Wisconsin.

TABLE 1 (cont.)

ES / PAL	974 Wert Rd.											
	Mar-86	Dec-95	Mar-97	Oct-97	Nov-98	Jan-00	Dec-00	Mar-02	Jan-03	Mar-04	Jun-05	Apr-06
Dichlorodifluoromethane (ug/L)	1000 / 200	<0.080	<0.14	J ^(0.50)	<0.14	J ^(0.25)	<0.14	J ^(0.25)	J ^(0.39)	<0.93	<0.60	<0.60
Tetrachloroethene (ug/L)	5 / 0.5	ND	<0.050	<0.13	<0.13	<0.13	<0.13	<0.13	J ^(0.18)	<0.18	<0.40	<0.40
trans-1,2-Dichloroethene (ug/L)	100 / 20	<0.040	<0.11	<0.11	<0.11	<0.11	<0.11	<0.11	<0.11	<0.11	<0.60	<0.60
1,1,1-Trichloroethane (ug/L)	200 / 40	1.3	<0.050	0.30	0.33	0.31	<0.19	<0.19	J ^(0.19)	<0.086	<0.60	<0.60
1,1-Dichloroethene (ug/L)	7 / 0.7	ND	<0.050	<0.10	<0.10	<0.10	<0.10	<0.10	<0.10	<0.14	<0.50	<0.50
1,2-Dichloroethane (ug/L)	5 / 0.5	<0.23	<0.27	<0.27	<0.27	<0.27	<0.27	<0.27	<0.27	<0.053	<0.50	<0.50
1,1,2-Trichloroethane (ug/L)	5 / 0.5	<0.030	<0.18	<0.18	<0.18	<0.18	<0.18	<0.18	<0.18	<0.12	<0.40	<0.40
Trichloroethene (ug/L)	5 / 0.5	ND	0.85	0.81	1.0	0.98	0.74	0.77	1.0	J ^(0.84)	1.3	1.2
1,1-Dichloroethane (ug/L)	850 / 85	ND	<0.10	<0.26	<0.26	<0.26	<0.26	<0.26	<0.26	<0.063	<0.50	<0.50
cis-1,2-Dichloroethene (ug/L)	70 / 7	<0.080	<0.12	<0.12	<0.12	<0.12	<0.12	<0.12	<0.12	<0.039	<0.60	<0.60
Trichlorofluoromethane (ug/L)	3490 / 698	ND	<0.080	<0.51	<0.51	<0.51	J ^(0.69)	<0.51	<0.51	<0.51	J ^(0.55)	J ^(0.56)
Chloroethane (ug/L)	400 / 80	<0.050	J ^(0.32)	J ^(0.29)	<0.24	<0.24	<0.24	<0.24	<0.24	<0.11	<0.70	<0.70
Vinyl chloride (ug/L)	0.2 / 0.02	<0.070	<0.11	<0.11	<0.11	<0.11	<0.11	<0.11	<0.11	<0.13	<0.12	<0.12
Chloromethane (ug/L)	3 / 0.3	<0.050	<0.090	<0.090	<0.090	<0.090	<0.090	<0.090	<0.090	<0.15	<0.24	<0.24
Methylene chloride (ug/L)	5 / 0.5	<0.27	<0.45	<0.45	<0.45	<0.45	<0.45	<0.45	<0.45	<1.3	<0.40	<0.40
p/m Xylene (ug/L)	Total Xylenes	<0.30	<0.31	<0.31	<0.31	<0.31	<0.31	<0.31	<0.31	<0.12	<1.0	<1.0
o-Xylene (ug/L)	2000 / 400	<0.22	<0.35	<0.35	<0.35	<0.35	<0.35	<0.35	<0.35	<0.14	<0.40	<0.40
Toluene (ug/L)	343 / 68.6	<0.16	<0.16	<0.16	<0.16	<0.16	<0.16	<0.16	<0.16	<0.075	<0.40	<0.40

ES / PAL	974 Wert Rd. (cont.)					
	Feb-08	Sep-09	Mar-11	Jun-15	Sep-18	
Dichlorodifluoromethane (ug/L)	1000 / 200	<0.40	<1.0	<0.30	<0.22	<0.23
Tetrachloroethene (ug/L)	5 / 0.5	<0.40	<1.0	<0.15	<0.19	<0.17
trans-1,2-Dichloroethene (ug/L)	100 / 20	<0.50	<1.0	<0.11	<0.21	<0.12
1,1,1-Trichloroethane (ug/L)	200 / 40	<0.60	<1.0	<0.090	<0.20	0.57
1,1-Dichloroethene (ug/L)	7 / 0.7	<0.40	<1.0	<0.20	<0.22	<0.16
1,2-Dichloroethane (ug/L)	5 / 0.5	<0.30	<1.0	<0.080	<0.17	<0.22
1,1,2-Trichloroethane (ug/L)	5 / 0.5	<0.50	<1.0	<0.11	<0.24	<0.18
Trichloroethene (ug/L)	5 / 0.5	1.1	1.2	J ^(0.79)	0.91	1.0
1,1-Dichloroethane (ug/L)	850 / 85	<0.40	<1.0	<0.080	<0.22	<0.17
cis-1,2-Dichloroethene (ug/L)	70 / 7	<0.40	<1.0	<0.23	<0.25	<0.15
Trichlorofluoromethane (ug/L)	3490 / 698	J ^(0.40)	<1.0	J ^(0.25)	J ^(0.24)	<0.23
Chloroethane (ug/L)	400 / 80	<0.40	<1.0	<0.32	<0.34	<0.49
Vinyl chloride (ug/L)	0.2 / 0.02	<0.15	<0.40	<0.11	<0.15	<0.092
Chloromethane (ug/L)	3 / 0.3	<0.30	<4.0	<0.36	<0.64	<0.16
Methylene chloride (ug/L)	5 / 0.5	<0.50	<4.0	<2.0	<0.56	<0.98
p/m Xylene (ug/L)	Total Xylenes	<0.50	<2.0	<0.15	<0.41	<0.31
o-Xylene (ug/L)	2000 / 400	<0.50	<1.0	<0.10	<0.19	<0.16
Toluene (ug/L)	343 / 68.6	<0.20	<1.0	<0.11	<0.13	<0.083

J- Result is less than the LOQ but greater than the LOD

B- Parameter was detected in the method blank.

LOD- Limit of Detection

2- May be associated with chlorination of well.

LOQ-Limit of Quantification

D -Quantification was performed on a dilution of the sample.

ug/L- Micrograms per Liter (parts per billion).

- Indicates Detection.

*- Inorganic water quality data available.

ND- No Detect.

- Analytical data obtained from the WDNR Special Well Construction Area Data Base, Town of Hudson, Wisconsin.

TABLE 1 (cont.)

	ES / PAL	975 Wert Rd.												
		Mar-86	Dec-95	Feb-97	Oct-97	Dec-98	Jan-00	Nov-00	Jan-02	Feb-03	Feb-04	Feb-05	Feb-06	
Dichlorodifluoromethane (ug/L)	1000 / 200		J ^(0.45)	<0.14		J ^(0.37)	<0.14	J ^(0.28)	J ^(0.51)	J ^(0.42)	<0.14	<0.14	<0.40	<0.60
Tetrachloroethene (ug/L)	5 / 0.5	4.0	0.50	0.82	J ^(0.35)	<0.13	<0.13	J ^(0.29)	<0.13	<0.13	J ^(0.23)	J ^(0.43)	<0.40	
trans-1,2-Dichloroethene (ug/L)	100 / 20		<0.040	<0.11	<0.11	<0.11	<0.11	<0.11	<0.11	<0.11	<0.11	<0.11	<0.50	<0.60
1,1,1-Trichloroethane (ug/L)	200 / 40	47	9.6	6.6	4.4	3.3	1.6	0.85	0.75	0.75	1.1	J ^(0.94)	<0.60	
1,1-Dichloroethene (ug/L)	7 / 0.7	3.5	0.82	0.59	0.47	<0.10	<0.10	J ^(0.16)	<0.10	<0.10	<0.10	<0.30	<0.50	
1,2-Dichloroethane (ug/L)	5 / 0.5		<0.23	<0.27	<0.27	<0.27	<0.27	<0.27	<0.27	<0.27	<0.27	<0.27	<0.40	<0.50
1,1,2-Trichloroethane (ug/L)	5 / 0.5		<0.030	<0.18	<0.18	<0.18	<0.18	<0.18	<0.18	<0.18	<0.18	<0.18	<0.40	<0.40
Trichloroethene (ug/L)	5 / 0.5	36	12	8.6	7.2	7.3	4.1	3.1	2.5	3.2	3.2	3.3	2.4	
1,1-Dichloroethane (ug/L)	850 / 85		0.35	0.45	0.55	<0.26	<0.26	J ^(0.23)	<0.26	<0.26	<0.26	<0.50	<0.50	
cis-1,2-Dichloroethene (ug/L)	70 / 7		<0.080	0.37	<0.12	<0.12	<0.12	J ^(0.12)	<0.12	<0.12	<0.12	<0.25	<0.60	
Trichlorofluoromethane (ug/L)	3490 / 698		J ^(0.53)	<0.51	J ^(0.65)	<0.51	J ^(0.77)	J ^(0.63)	J ^(0.56)	<0.51	<0.51	J ^(0.62)	<0.50	
Chloroethane (ug/L)	400 / 80		<0.050	J ^(0.72)	J ^(0.31)	<0.24	<0.24	<0.24	<0.24	<0.24	<0.24	<0.50	<0.70	
Vinyl chloride (ug/L)	0.2 / 0.02		<0.070	<0.11	<0.11	<0.11	<0.11	<0.11	<0.11	<0.11	<0.11	<0.12	<0.12	
Chloromethane (ug/L)	3 / 0.3		B J ^(0.14)	<0.090	<0.090	<0.090	<0.090	<0.090	<0.090	<0.090	<0.090	<0.30	<0.24	
Methylene chloride (ug/L)	5 / 0.5		J ^(0.30)	<0.45	<0.45	<0.45	<0.45	<0.45	<0.45	<0.45	<0.45	<0.50	<0.40	
p/m Xylene (ug/L)	Total Xylenes		<0.30	<0.31	<0.31	<0.31	<0.31	<0.31	<0.31	<0.31	<0.31	<0.31	<0.70	<1.0
o-Xylene (ug/L)	2000 / 400		<0.22	<0.35	<0.35	<0.35	<0.35	<0.35	<0.35	<0.35	<0.35	<0.40	<0.30	<0.40
Toluene (ug/L)	343 / 68.6		<0.16	<0.16	<0.16	<0.16	<0.16	<0.16	<0.16	<0.16	<0.16	<0.40	<0.40	

	ES / PAL	975 Wert Rd. (cont.)						
		Apr-07	Feb-08	Jun-09	Apr-10	Nov-12	Dec-16	Feb-18
Dichlorodifluoromethane (ug/L)	1000 / 200	<0.29	<0.40	<1.0	<0.50	<0.20	<0.23	<0.31
Tetrachloroethene (ug/L)	5 / 0.5	<0.29	<0.40	<1.0	<0.50	J ^(0.28)	<0.25	<0.16
trans-1,2-Dichloroethene (ug/L)	100 / 20	<0.40	<0.50	<1.0	<0.50	<0.15	<0.16	<0.21
1,1,1-Trichloroethane (ug/L)	200 / 40	<0.50	<0.60	<1.0	<0.50	<0.19	<0.17	J ^(0.24)
1,1-Dichloroethene (ug/L)	7 / 0.7	<0.30	<0.40	<1.0	<0.50	<0.19	<0.28	<0.18
1,2-Dichloroethane (ug/L)	5 / 0.5	<0.50	<0.30	<1.0	<0.50	<0.37	<0.17	<0.32
1,1,2-Trichloroethane (ug/L)	5 / 0.5	<0.50	<0.50	<1.0	<0.50	<0.15	<0.15	<0.22
Trichloroethene (ug/L)	5 / 0.5	1.8	1.9	2.0	2.0	1.8	1.1	1.0
1,1-Dichloroethane (ug/L)	850 / 85	<0.40	<0.40	<1.0	<0.50	<0.11	<0.17	<0.14
cis-1,2-Dichloroethene (ug/L)	70 / 7	<0.40	<0.40	<1.0	<0.50	<0.085	<0.12	<0.20
Trichlorofluoromethane (ug/L)	3490 / 698	<0.70	J ^(0.53)	<1.0	<0.50	J ^(0.25)	<0.33	<0.13
Chloroethane (ug/L)	400 / 80	<0.60	<0.40	<1.0	<0.50	<0.22	<0.34	<0.44
Vinyl chloride (ug/L)	0.2 / 0.02	<0.15	<0.15	<0.40	<0.20	<0.16	<0.069	<0.096
Chloromethane (ug/L)	3 / 0.3	<0.30	<0.30	<4.0	<2.0	<0.41	<0.25	<1.1
Methylene chloride (ug/L)	5 / 0.5	<1.0	<0.50	<4.0	<2.0	<2.0	<0.29	<1.2
p/m Xylene (ug/L)	Total Xylenes	<0.90	<0.50	<2.0	<1.0	<0.22	<0.11	<0.24
o-Xylene (ug/L)	2000 / 400	<0.60	<0.50	<1.0	<0.50	<0.10	<0.20	<0.17
Toluene (ug/L)	343 / 68.6	<0.40	<0.20	<1.0	<0.50	<0.077	<0.14	<0.17

J- Result is less than the LOQ but greater than the LOD

B- Parameter was detected in the method blank.

LOD- Limit of Detection

²- May be associated with chlorination of well.

LOQ-Limit of Quantification

^D-Quantification was performed on a dilution of the sample.

ug/L- Micrograms per Liter (parts per billion).

- Indicates Detection.

*- Inorganic water quality data available.

ND- No Detect.

- Analytical data obtained from the WDNR Special Well Construction Area Data Base, Town of Hudson, Wisconsin.

TABLE 1 (cont.)

ES / PAL	978											
	Wert Rd.											
	Mar-86	Dec-90	Dec-95	Aug-97	Oct-97	Nov-98	Jan-00	Nov-00	Mar-02	Feb-03	Apr-04	Feb-05
Dichlorodifluoromethane (ug/L)	1000 / 200		<0.080	J ^(0.62)	J ^(0.28)	<0.14	<0.14	<0.14	J ^(0.31)	<0.14	<0.063	4.8
Tetrachloroethene (ug/L)	5 / 0.5	2.0	J ^(0.28)	0.48	0.48	<0.13	<0.13	J ^(0.16)	<0.13	<0.13	J ^(0.28)	<0.40
trans-1,2-Dichloroethene (ug/L)	100 / 20		<0.040	<0.11	<0.11	<0.11	<0.11	<0.11	<0.11	<0.11	<0.059	<0.60
1,1,1-Trichloroethane (ug/L)	200 / 40	23	2.2	2.3	2.2	2.0	0.32	0.46	0.31	J ^(0.24)	0.50	J ^(0.80)
1,1-Dichloroethene (ug/L)	7 / 0.7	ND	B ^(0.30)	<0.10	J ^(0.14)	<0.10	<0.10	J ^(0.11)	<0.10	<0.10	<0.061	<0.50
1,2-Dichloroethane (ug/L)	5 / 0.5		<0.23	<0.27	<0.27	<0.27	<0.27	<0.27	<0.27	<0.27	<0.054	<0.50
1,1,2-Trichloroethane (ug/L)	5 / 0.5		<0.30	<0.18	<0.18	<0.18	<0.18	<0.18	<0.18	<0.18	<0.052	<0.40
Trichloroethene (ug/L)	5 / 0.5	22	1.3	3.7	4.3	4.6	3.4	1.2	1.7	1.7	1.6	1.9
1,1-Dichloroethane (ug/L)	850 / 85		<0.10	<0.26	<0.26	<0.26	<0.26	J ^(0.19)	<0.26	<0.26	<0.057	<0.50
cis-1,2-Dichloroethene (ug/L)	70 / 7		<0.080	<0.12	<0.12	<0.12	<0.12	<0.12	<0.12	<0.12	<0.055	<0.60
Trichlorofluoromethane (ug/L)	3490 / 698	2.0	J ^(0.41)	J ^(0.91)	J ^(0.67)	<0.51	J ^(0.52)	<0.51	J ^(0.70)	<0.51	J ^(0.39)	J ^(0.80)
Chloroethane (ug/L)	400 / 80		1.0	<0.24	J ^(0.37)	<0.24	<0.24	<0.24	J ^(0.42)	<0.24	<0.074	<0.70
Vinyl chloride (ug/L)	0.2 / 0.02		<0.070	<0.11	<0.11	<0.11	<0.11	<0.11	<0.11	<0.11	<0.065	<0.12
Chloromethane (ug/L)	3 / 0.3		B J ^(0.064)	J ^(0.81)	<0.090	<0.090	<0.090	<0.090	<0.090	<0.090	<0.074	<0.24
Methylene chloride (ug/L)	5 / 0.5		<0.27	<0.45	<0.45	<0.45	<0.45	<0.45	<0.45	<0.45	<0.44	<0.40
p/m Xylene (ug/L)	Total Xylenes		<0.30	<0.31	<0.31	<0.31	<0.31	<0.31	<0.31	<0.31	<0.13	<1.0
o-Xylene (ug/L)	2000 / 400		<0.22	<0.35	<0.35	<0.35	<0.35	<0.35	<0.35	<0.35	<0.062	<0.40
Toluene (ug/L)	343 / 68.6		<0.16	<0.16	<0.16	<0.16	<0.16	<0.16	<0.16	<0.16	<0.069	<0.40

ES / PAL	978								
	Wert Rd. (cont.)								
	Mar-06	Feb-08	Aug-09	Apr-10	Nov-12	Jul-13	Jun-15	Feb-18	
Dichlorodifluoromethane (ug/L)	1000 / 200	<0.60	<0.40	<1.0	<0.50	<0.20	<0.40	<0.49	<0.31
Tetrachloroethene (ug/L)	5 / 0.5	<0.40	<0.40	<1.0	<0.50	<0.13	<0.29	<0.19	J ^(0.20)
trans-1,2-Dichloroethene (ug/L)	100 / 20	<0.60	<0.50	<1.0	<0.50	<0.15	<0.24	<0.21	<0.21
1,1,1-Trichloroethane (ug/L)	200 / 40	<0.60	<0.60	<1.0	<0.50	<0.19	<0.50	<0.20	J ^(0.24)
1,1-Dichloroethene (ug/L)	7 / 0.7	<0.50	<0.40	<1.0	<0.50	<0.19	<0.24	<0.22	<0.18
1,2-Dichloroethane (ug/L)	5 / 0.5	<0.50	<0.30	<1.0	<0.50	<0.37	<0.22	<0.17	<0.32
1,1,2-Trichloroethane (ug/L)	5 / 0.5	<0.40	<0.50	<1.0	<0.50	<0.15	<0.16	<0.24	<0.22
Trichloroethene (ug/L)	5 / 0.5	1.4	1.2	1.3	1.4	1.2	1.2	1.1	1.3
1,1-Dichloroethane (ug/L)	850 / 85	<0.50	<0.40	<1.0	<0.50	<0.11	<0.50	<0.22	<0.14
cis-1,2-Dichloroethene (ug/L)	70 / 7	<0.60	<0.40	<1.0	<0.50	<0.085	<0.23	<0.25	<0.20
Trichlorofluoromethane (ug/L)	3490 / 698	J ^(0.53)	J ^(0.44)	<1.0	<0.50	J ^(0.31)	J ^(0.28)	<0.18	<0.13
Chloroethane (ug/L)	400 / 80	<0.70	<0.40	<1.0	<0.50	<0.22	<0.50	<0.34	<0.44
Vinyl chloride (ug/L)	0.2 / 0.02	<0.12	<0.15	<0.40	<0.20	<0.16	<0.14	<0.15	<0.096
Chloromethane (ug/L)	3 / 0.3	<0.24	<0.30	<4.0	<2.0	<0.41	<2.0	<0.64	<1.1
Methylene chloride (ug/L)	5 / 0.5	<0.40	<0.50	<4.0	<2.0	<2.0	<2.0	<0.56	<1.2
p/m Xylene (ug/L)	Total Xylenes	<1.0	<0.50	<2.0	<1.0	<0.22	<0.48	<0.41	<0.24
o-Xylene (ug/L)	2000 / 400	<0.40	<0.50	<1.0	<0.50	<0.10	<0.24	<0.19	<0.17
Toluene (ug/L)	343 / 68.6	<0.40	<0.20	<1.0	<0.50	<0.077	<0.23	<0.13	<0.17

J- Result is less than the LOQ but greater than the LOD

B- Parameter was detected in the method blank.

LOD- Limit of Detection

2- May be associated with chlorination of well.

LOQ-Limit of Quantification

D -Quantification was performed on a dilution of the sample.

ug/L- Micrograms per Liter (parts per billion).

- Indicates Detection.

*- Inorganic water quality data available.

ND- No Detect.

- Analytical data obtained from the WDNR Special Well Construction Area Data Base, Town of Hudson, Wisconsin.

TABLE 1 (cont.)

ES / PAL	979 Wert Rd.												
	Mar-86	Feb-97	Oct-97	Aug-98	Nov-98	Jan-00	Jan-01	Mar-02	Jan-03	Apr-04	Apr-05	Feb-06	
Dichlorodifluoromethane (ug/L)	1000 / 200	<0.14	J ^(0.45)	<0.14	<0.14	J ^(0.34)	<0.14	J ^(0.34)	J ^(0.16)	<0.063	<0.60	<0.60	
Tetrachloroethene (ug/L)	5 / 0.5	3.5	0.39	J ^(0.23)	<0.13	<0.13	<0.13	J ^(0.26)	<0.13	<0.13	J ^(0.32)	<0.40	<0.40
trans-1,2-Dichloroethene (ug/L)	100 / 20	<0.11	<0.11	<0.11	<0.11	<0.11	<0.11	<0.11	<0.11	<0.11	<0.059	<0.60	<0.60
1,1,1-Trichloroethane (ug/L)	200 / 40	52	7.2	5.1	<0.19	3.4	2.2	0.92	1.2	0.32	1.4	J ^(0.88)	J ^(0.65)
1,1-Dichloroethene (ug/L)	7 / 0.7	4.0	0.63	0.39	<0.10	<0.10	0.25	0.21	J ^(0.18)	<0.10	J ^(0.16)	<0.50	<0.50
1,2-Dichloroethane (ug/L)	5 / 0.5	<0.27	<0.27	<0.27	<0.27	<0.27	<0.27	<0.27	<0.27	<0.27	<0.054	<0.50	<0.50
1,1,2-Trichloroethane (ug/L)	5 / 0.5	<0.18	<0.18	<0.18	<0.18	<0.18	<0.18	<0.18	<0.18	<0.18	<0.052	<0.40	<0.40
Trichloroethene (ug/L)	5 / 0.5	37	9.3	7.7	<0.14	6.0	4.9	3.4	3.8	2.2	3.5	2.5	2.3
1,1-Dichloroethane (ug/L)	850 / 85	0.47	0.35	<0.26	<0.26	<0.26	J ^(0.26)	J ^(0.26)	J ^(0.26)	<0.26	J ^(0.15)	<0.50	<0.50
cis-1,2-Dichloroethene (ug/L)	70 / 7	<0.12	J ^(0.28)	<0.12	<0.12	<0.12	<0.12	<0.12	<0.12	<0.12	<0.055	<0.60	<0.60
Trichlorofluoromethane (ug/L)	3490 / 698	<0.51	<0.51	<0.51	<0.51	J ^(0.73)	J ^(0.62)	J ^(0.56)	<0.51	J ^(0.30)	<0.50	<0.50	
Chloroethane (ug/L)	400 / 80	<0.24	<0.24	<0.24	<0.24	<0.24	<0.24	J ^(0.32)	<0.24	<0.074	<0.70	<0.70	
Vinyl chloride (ug/L)	0.2 / 0.02	<0.11	<0.11	<0.11	<0.11	<0.11	<0.11	<0.11	<0.11	<0.11	<0.065	<0.12	<0.12
Chloromethane (ug/L)	3 / 0.3	<0.090	<0.090	<0.090	<0.090	<0.090	<0.090	<0.090	<0.090	<0.090	<0.074	<0.24	<0.24
Methylene chloride (ug/L)	5 / 0.5	<0.45	<0.45	<0.45	B J ^(2.8)	<0.45	<0.45	<0.45	<0.45	<0.45	<0.44	1.4	<0.40
p/m Xylene (ug/L)	Total Xylenes	<0.31	<0.31	<0.31	<0.31	<0.31	<0.31	<0.31	<0.31	<0.31	<0.13	<1.0	<1.0
o-Xylene (ug/L)	2000 / 400	<0.35	0.40	<0.35	<0.35	<0.35	<0.35	<0.35	<0.35	<0.35	<0.062	<0.40	<0.40
Toluene (ug/L)	343 / 68.6	<0.16	<0.16	<0.16	<0.16	<0.16	<0.16	<0.16	<0.16	<0.16	<0.069	<0.40	<0.40

ES / PAL	979 Wert Rd. (cont.)				
	Apr-07	Feb-08	Jul-10	Dec-15	
Dichlorodifluoromethane (ug/L)	1000 / 200	<0.29	<0.40	<0.30	<0.49
Tetrachloroethene (ug/L)	5 / 0.5	<0.29	<0.40	<0.15	<0.19
trans-1,2-Dichloroethene (ug/L)	100 / 20	<0.40	<0.50	<0.11	<0.21
1,1,1-Trichloroethane (ug/L)	200 / 40	<0.50	<0.60	<0.090	<0.20
1,1-Dichloroethene (ug/L)	7 / 0.7	<0.30	<0.40	<0.20	<0.22
1,2-Dichloroethane (ug/L)	5 / 0.5	<0.50	<0.30	<0.080	<0.17
1,1,2-Trichloroethane (ug/L)	5 / 0.5	<0.50	<0.50	<0.11	<0.24
Trichloroethene (ug/L)	5 / 0.5	2.5	2.1	2.0	1.6
1,1-Dichloroethane (ug/L)	850 / 85	<0.40	<0.40	<0.080	<0.22
cis-1,2-Dichloroethene (ug/L)	70 / 7	<0.40	<0.40	<0.23	<0.25
Trichlorofluoromethane (ug/L)	3490 / 698	<0.70	J ^(0.44)	<0.14	<0.18
Chloroethane (ug/L)	400 / 80	<0.60	<0.40	<0.32	<0.34
Vinyl chloride (ug/L)	0.2 / 0.02	<0.15	<0.15	<0.11	<0.15
Chloromethane (ug/L)	3 / 0.3	J ^(0.30)	<0.30	<0.36	<0.64
Methylene chloride (ug/L)	5 / 0.5	<1.0	<0.50	<2.0	<0.56
p/m Xylene (ug/L)	Total Xylenes	<0.90	<0.50	<0.15	<0.41
o-Xylene (ug/L)	2000 / 400	<0.60	<0.50	<0.10	<0.19
Toluene (ug/L)	343 / 68.6	<0.40	<0.20	<0.11	<0.13

J- Result is less than the LOQ but greater than the LOD

B- Parameter was detected in the method blank.

LOD- Limit of Detection

²- May be associated with chlorination of well.

LOQ-Limit of Quantification

^D-Quantification was performed on a dilution of the sample.

ug/L- Micrograms per Liter (parts per billion).

- Indicates Detection.

*- Inorganic water quality data available.

ND- No Detect.

- Analytical data obtained from the WDNR Special Well Construction Area Data Base, Town of Hudson, Wisconsin.

TABLE 1 (cont.)

ES / PAL	984 Wert Rd.												
	Mar-86	Dec-95	Feb-97	Oct-97	Nov-98	Jan-00	Jan-01	Mar-02	Feb-03	Apr-04	Mar-05	Jul-06	
Dichlorodifluoromethane (ug/L)	1000 / 200	J ^(0.43)	<0.14	J ^(0.22)	<0.14	J ^(0.27)	<0.14	J ^(0.50)	<0.14	<0.063	2.7	<0.29	
Tetrachloroethene (ug/L)	5 / 0.5	1.2	J ^(0.17)	0.61	<0.13	<0.13	<0.13	<0.13	<0.13	J ^(0.23)	<0.40	<0.29	
trans-1,2-Dichloroethene (ug/L)	100 / 20		<0.040	<0.11	<0.11	<0.11	<0.11	<0.11	<0.11	<0.059	<0.60	<0.40	
1,1,1-Trichloroethane (ug/L)	200 / 40	9.2	0.86	1.1	0.83	0.38	<0.19	<0.19	<0.19	J ^(0.26)	<0.60	<0.50	
1,1-Dichloroethene (ug/L)	7 / 0.7	ND	<0.050	<0.10	<0.10	<0.10	<0.10	<0.10	<0.10	<0.061	<0.50	<0.30	
1,2-Dichloroethane (ug/L)	5 / 0.5		<0.23	<0.27	<0.27	<0.27	<0.27	<0.27	<0.27	<0.054	<0.50	<0.50	
1,1,2-Trichloroethane (ug/L)	5 / 0.5		<0.030	<0.18	<0.18	<0.18	<0.18	<0.18	<0.18	<0.052	<0.40	<0.50	
Trichloroethene (ug/L)	5 / 0.5	8.4	1.6	1.9	2.1	1.4	1.2	1.2	1.5	1.0	1.5	1.6	
1,1-Dichloroethane (ug/L)	850 / 85		<0.10	<0.26	<0.26	<0.26	<0.26	<0.26	<0.26	<0.057	<0.50	<0.40	
cis-1,2-Dichloroethene (ug/L)	70 / 7		<0.080	<0.12	<0.12	<0.12	<0.12	<0.12	<0.12	<0.055	<0.60	<0.40	
Trichlorofluoromethane (ug/L)	3490 / 698		J ^(0.48)	J ^(0.75)	J ^(0.55)	<0.51	J ^(0.75)	J ^(0.68)	J ^(0.85)	<0.51	J ^(0.49)	<0.50	<0.70
Chloroethane (ug/L)	400 / 80		J ^(0.92)	<0.24	<0.24	<0.24	<0.24	J ^(0.43)	<0.24	<0.24	<0.074	<0.70	<0.60
Vinyl chloride (ug/L)	0.2 / 0.02		<0.070	<0.11	<0.11	<0.11	<0.11	<0.11	<0.11	<0.065	<0.12	<0.15	
Chloromethane (ug/L)	3 / 0.3		<0.050	<0.090	<0.090	<0.090	<0.090	<0.090	<0.090	<0.074	<0.24	<0.30	
Methylene chloride (ug/L)	5 / 0.5		<0.27	<0.45	<0.45	<0.45	<0.45	<0.45	<0.45	<0.44	<0.40	<1.0	
p/m Xylene (ug/L)	Total Xylenes		<0.30	<0.31	<0.31	<0.31	<0.31	<0.31	<0.31	<0.31	<0.13	<1.0	<0.90
o-Xylene (ug/L)	2000 / 400		<0.22	<0.35	<0.35	<0.35	<0.35	<0.35	<0.35	<0.35	<0.062	<0.40	<0.60
Toluene (ug/L)	343 / 68.6		<0.22	<0.16	<0.16	<0.16	<0.16	<0.16	<0.16	<0.16	<0.069	<0.40	<0.40

ES / PAL	984 Wert Rd. (cont.)					
	Feb-08	Apr-10	Nov-12	Jul-13	Feb-18	
Dichlorodifluoromethane (ug/L)	1000 / 200	<0.40	<0.50	<0.20	<0.40	<0.31
Tetrachloroethene (ug/L)	5 / 0.5	<0.40	<0.50	<0.13	<0.29	<0.16
trans-1,2-Dichloroethene (ug/L)	100 / 20	<0.50	<0.50	<0.15	<0.24	<0.21
1,1,1-Trichloroethane (ug/L)	200 / 40	<0.60	<0.50	<0.19	<0.50	<0.15
1,1-Dichloroethene (ug/L)	7 / 0.7	<0.40	<0.50	<0.19	<0.24	<0.18
1,2-Dichloroethane (ug/L)	5 / 0.5	<0.30	<0.50	<0.37	<0.22	<0.32
1,1,2-Trichloroethane (ug/L)	5 / 0.5	<0.50	<0.50	<0.15	<0.16	<0.22
Trichloroethene (ug/L)	5 / 0.5	1.5	1.4	1.1	1.0	0.99
1,1-Dichloroethane (ug/L)	850 / 85	<0.40	<0.50	<0.11	<0.50	<0.14
cis-1,2-Dichloroethene (ug/L)	70 / 7	<0.40	<0.50	<0.085	<0.23	<0.20
Trichlorofluoromethane (ug/L)	3490 / 698	J ^(0.46)	<0.50	J ^(0.25)	J ^(0.25)	<0.13
Chloroethane (ug/L)	400 / 80	<0.40	<0.50	<0.22	<0.50	<0.44
Vinyl chloride (ug/L)	0.2 / 0.02	<0.15	<0.20	<0.16	<0.14	<0.096
Chloromethane (ug/L)	3 / 0.3	<0.30	<2.0	<0.41	<2.0	<1.1
Methylene chloride (ug/L)	5 / 0.5	<0.50	<2.0	<2.0	<2.0	<1.2
p/m Xylene (ug/L)	Total Xylenes	<0.50	<1.0	<0.22	<0.48	<0.24
o-Xylene (ug/L)	2000 / 400	<0.50	<0.50	<0.10	<0.24	<0.17
Toluene (ug/L)	343 / 68.6	<0.20	<0.50	<0.077	<0.23	<0.17

J- Result is less than the LOQ but greater than the LOD

B- Parameter was detected in the method blank.

LOD- Limit of Detection

²- May be associated with chlorination of well.

LOQ-Limit of Quantification

^D-Quantification was performed on a dilution of the sample.

ug/L- Micrograms per Liter (parts per billion).

- Indicates Detection.

*- Inorganic water quality data available.

ND- No Detect.

- Analytical data obtained from the WDNR Special Well Construction Area Data Base, Town of Hudson, Wisconsin.

TABLE 1 (cont.)

	ES / PAL	900 Willow Ridge Rd. Sep-85
Dichlorodifluoromethane (ug/L)	1000 / 200	
Tetrachloroethene (ug/L)	5 / 0.5	ND
trans-1,2-Dichloroethene (ug/L)	100 / 20	
1,1,1-Trichloroethane (ug/L)	200 / 40	ND
1,1-Dichloroethene (ug/L)	7 / 0.7	ND
1,2-Dichloroethane (ug/L)	5 / 0.5	
1,1,2-Trichloroethane (ug/L)	5 / 0.5	
Trichloroethene (ug/L)	5 / 0.5	ND
1,1-Dichloroethane (ug/L)	850 / 85	ND
cis-1,2-Dichloroethene (ug/L)	70 / 7	
Trichlorofluoromethane (ug/L)	3490 / 698	ND
Chloroethane (ug/L)	400 / 80	
Vinyl chloride (ug/L)	0.2 / 0.02	
Chloromethane (ug/L)	3 / 0.3	
Methylene chloride (ug/L)	5 / 0.5	
p/m Xylene (ug/L)	Total Xylenes	
o-Xylene (ug/L)	2000 / 400	
Toluene (ug/L)	343 / 68.6	

J- Result is less than the LOQ but greater than the LOD

B- Parameter was detected in the method blank.

LOD- Limit of Detection

²- May be associated with chlorination of well.

LOQ-Limit of Quantification

^D-Quantification was performed on a dilution of the sample.

ug/L- Micrograms per Liter (parts per billion).

 - Indicates Detection.

*- Inorganic water quality data available.

ND- No Detect.

 - Analytical data obtained from the WDNR Special Well Construction Area Data Base, Town of Hudson, Wisconsin.

Appendix C

Table 2

TABLE 2
 HISTORICAL VOC GROUND WATER MONITORING WELL RESULTS
 (1984-2018)
 (All Results in µg/L)

MW-1

PARAMETER	Enforcement Standard	1984	1985	1986	1991	1992					1993	
		AUG.	APRIL	SEPT.	OCT.	JAN.	FEB.	JUNE	SEPT.	DEC.	FEB.	MARCH
Dichlorodifluoromethane (Freon 12)	1000	<1.0	<1.0	<1.0	<2.0	<2.0	<2.0	<5.0	<5.0	<5.0	<5.0	<5.0
Trichlorofluoromethane (Freon 11)	3490	<1.0	<1.0	<1.0	<2.0	5.0	<2.0	<1.0	<1.0	<1.0	<1.0	<1.0
1,1-Dichloroethane	850	<1.0	<1.0	<1.0	<1.0	<1.0	<1.0	<0.5	<0.5	<0.5	<0.5	<0.5
trans-1,2-Dichloroethene	100	<1.0	<1.0	<1.0	<1.0	<1.0	<1.0	<0.6	<0.6	<0.6	<0.6	<0.6
Chloroform	6	<1.0	<1.0	<1.0	<1.0	<1.0	<1.0	<0.2	<0.2	<0.2	<0.2	<0.2
1,1,1-Trichloroethane	200	29	9.0	17	9.0	9.0	9.0	8.1	13	7.9	2.2	6.4
Trichloroethene	5	6.0	4.0	5.0	4.0	3.0	3.0	4.1	5.0	2.7	2.2	2.7
Tetrachloroethene	5	11	BDL	<1.0	<1.0	<1.0	<1.0	<1.0	0.89	0.40	<0.4	<0.4
Benzene	5	<1.0	<1.0	<1.0	<1.0	<1.0	<1.0	<0.3	<0.3	<0.3	<0.3	<0.3
1,1-Dichloroethene	7	5.0	6.0	<1.0	<1.0	<1.0	<1.0	1.5	<0.2	<0.2	<0.2	<0.2
cis-1,2-Dichloroethene	70	NA	NA	NA	NA	NA	NA	<0.2	<0.2	<0.2	<0.2	<0.2
1,2-Dichloroethane	5	<1.0	<1.0	<1.0	<1.0	<1.0	<1.0	<0.3	<0.3	<0.3	<0.3	<0.3
1,1,2-Trichloroethane	5	<1.0	<1.0	<1.0	<1.0	<1.0	<1.0	<1.0	<0.3	<0.3	<0.3	<0.3
Vinyl Chloride	0.2	<1.0	<1.0	<1.0	<2.0	<2.0	<2.0	<1.0	<1.0	<1.0	<1.0	<1.0
Chloroethane	400	<1.0	<1.0	<1.0	<2.0	<2.0	<2.0	<1.0	<1.0	<1.0	<1.0	<1.0
Chloromethane	30	<2.0	<2.0	<2.0	<2.0	<2.0	<2.0	<2.0	<2.0	<2.0	<2.0	<2.0

PARAMETER	Enforcement Standard	1993				1994				1995			
		JUNE	SEPT.	DEC.	MARCH	JUNE	SEPT.	DEC.	MARCH	JUNE	SEPT.	DEC.	
Dichlorodifluoromethane (Freon 12)	1000	<5.0	<5.0	<5.0	<5.0	<5.0	<5.0	<5.0	<5.0	<5.0	<5.0	<2.0	
Trichlorofluoromethane (Freon 11)	3490	<1.0	<1.0	<1.0	<1.0	<1.0	<1.0	<1.0	<1.0	<1.0	<1.0	<1.0	
1,1-Dichloroethane	850	<0.5	<0.5	<0.5	<0.50	<0.50	<0.50	<0.50	<0.50	<0.50	<0.50	<0.30	
trans-1,2-Dichloroethene	100	<0.6	<0.6	<0.6	<0.60	<0.60	<0.60	<0.60	<0.60	<0.60	<0.60	<0.30	
Chloroform	6	<0.2	<0.2	<0.2	<0.20	<0.20	<0.20	<0.20	<0.20	<0.20	<0.20	<0.30	
1,1,1-Trichloroethane	200	9.0	7.8	10	3.8	3.4	4.2	3.0	3.5	4.9	2.6	2.3	
Trichloroethene	5	2.6	6.4	5.1	1.8	1.1	2.3	1.1	1.7	1.6	1.5	1.5	
Tetrachloroethene	5	0.46	0.90	0.61	<0.40	<0.40	0.97	<0.40	<0.40	<0.40	<0.40	J ^{0.23}	
Benzene	5	<0.3	<0.3	<0.3	<0.30	<0.30	<0.30	<0.30	<0.30	<0.30	<0.30	<0.30	
1,1-Dichloroethene	7	0.67	1.2	1.4	0.84	<0.20	0.63	0.39	0.62	B ^{6.4}	<0.20	0.84	
cis-1,2-Dichloroethene	70	<0.2	<0.2	<0.2	<0.20	<0.20	<0.20	<0.20	<0.20	<0.20	<0.20	<0.30	
1,2-Dichloroethane	5	<0.3	0.32	<0.3	<0.30	<0.30	<0.30	<0.30	<0.30	<0.30	<0.30	<0.50	
1,1,2-Trichloroethane	5	<0.3	<0.3	<0.3	<0.30	<0.30	<0.30	<0.30	<0.30	<0.30	<0.30	<0.30	
Vinyl Chloride	0.2	<1.0	<1.0	<1.0	<1.0	<1.0	<1.0	<1.0	<1.0	<1.0	<1.0	<1.0	
Chloroethane	400	<1.0	<1.0	<1.0	<1.0	<1.0	<1.0	<1.0	<1.0	<1.0	<1.0	<1.0	
Chloromethane	30	<2.0	<2.0	<2.0	<2.0	<2.0	<2.0	<2.0	<2.0	<2.0	<2.0	BJ ^{0.29}	

D- Quantified on sample dilution.

B- Parameter was detected in the method blank.

NA- Not Analyzed

BDL- Below the Detection Limit

** Sample was received with air bubbles in both sample bottles.

* Two compounds saturated. Sample was not diluted further.

Dilutions were performed using EPA SW846 method 8260.

P/NP- Present/Not Present

J- Result is less than the LOQ but greater than the LOD

¹ Duplicate

NS- Not Sampled

Indicates Detection

MW-1 (cont.)

PARAMETER	Enforcement Standard	1996		1997		1998		1999		2000	
		JUNE	DEC.	JUNE	NOV.	JUNE	DEC.	JUNE	DEC.	JUNE	DEC.
Dichlorodifluoromethane (Freon 12)	1000	<2.0	<2.0	<2.0	<2.0	<2.0	<2.0	<2.0	<2.0	Not enough water to collect sample	
Trichlorofluoromethane (Freon 11)	3490	<1.0	<1.0	<1.0	<1.0	<1.0	<1.0	<1.0	<1.0		
1,1-Dichloroethane	850	<0.30	<0.30	<0.30	<0.30	<0.30	<0.30	<0.30	<0.30		
trans-1,2-Dichloroethene	100	<0.30	<0.30	<0.30	<0.30	<0.30	<0.30	<0.30	<0.30		
Chloroform	6	<0.30	<0.30	<0.30	<0.30	<0.30	<0.30	<0.30	<0.30		
1,1,1-Trichloroethane	200	2.2	2.2	1.9	1.8	1.2	1.1	0.43	1.3		
Trichloroethene	5	1.3	1.1	1.1	1.1	0.51	0.56	J ^{0.23}	0.48		
Tetrachloroethene	5	<0.40	<0.40	<0.40	<0.40	<0.40	<0.40	<0.40	<0.40		
Benzene	5	<0.30	<0.30	<0.30	<0.30	<0.30	<0.30	<0.30	<0.30		
1,1-Dichloroethene	7	<0.20	<0.20	0.31	J ^{0.11}	<0.20	<0.20	<0.20	<0.20		
cis-1,2-Dichloroethene	70	<0.30	<0.30	<0.30	<0.30	<0.30	<0.30	<0.30	<0.30		
1,2-Dichloroethane	5	<0.50	<0.50	<0.50	<0.50	<0.50	<0.50	<0.50	<0.50		
1,1,2-Trichloroethane	5	<0.30	<0.30	<0.30	<0.30	<0.30	<0.30	<0.30	<0.30		
Vinyl Chloride	0.2	<1.0	<1.0	<1.0	<1.0	<1.0	<1.0	<1.0	<1.0		
Chloroethane	400	<1.0	<1.0	<1.0	<1.0	<1.0	<1.0	<1.0	<1.0		
Chloromethane	30	<2.0	<2.0	<2.0	<2.0	<2.0	<2.0	<2.0	<2.0		
o-Xylene	2000	<0.40	0.43	<0.40	<0.40	<0.40	<0.40	<0.40	<0.40		

PARAMETER	Enforcement Standard	2001		2002		2003		2004		2005		
		JUNE	DEC.	JUNE	JAN.'03	JULY	JAN.'04	JULY	DEC.	JUNE	DEC.	
Dichlorodifluoromethane (Freon 12)	1000	<0.14	<0.14	<0.14	<0.14	<0.14	<0.14	<2.0	Not enough water to collect sample.	Not enough water to collect sample.	<0.60	
Trichlorofluoromethane (Freon 11)	3490	<0.51	<0.51	<0.51	<0.51	<0.51	<0.51	<1.0				<0.50
1,1-Dichloroethane	850	<0.26	<0.26	<0.26	<0.26	<0.26	<0.26	<0.50				<0.50
trans-1,2-Dichloroethene	100	<0.11	<0.11	<0.11	<0.11	<0.11	<0.11	<0.50				<0.60
Chloroform	6	<0.18	<0.18	<0.18	<0.18	<0.18	<0.18	<0.50				<0.50
1,1,1-Trichloroethane	200	0.42	<0.19	0.50	0.31	<0.19	<0.19	J ^{0.42}				<0.60
Trichloroethene	5	0.36	<0.14	<0.14	<0.14	<0.14	<0.14	<0.50				<0.15
Tetrachloroethene	5	<0.13	<0.13	<0.13	<0.13	<0.13	<0.13	<0.50				<0.40
Benzene	5	<0.15	<0.15	<0.15	<0.15	<0.15	<0.15	<0.50				<0.40
1,1-Dichloroethene	7	<0.10	<0.10	0.20	<0.10	<0.10	<0.10	<0.50				<0.50
cis-1,2-Dichloroethene	70	<0.12	<0.12	<0.12	<0.12	<0.12	<0.12	<0.50				<0.60
1,2-Dichloroethane	5	<0.27	<0.27	<0.27	<0.27	<0.27	<0.27	<0.50				<0.50
1,1,2-Trichloroethane	5	<0.18	<0.18	<0.18	<0.18	<0.18	<0.18	<0.50				<0.40
Vinyl Chloride	0.2	<0.11	<0.11	<0.11	<0.11	<0.11	<0.11	<0.50				<0.12
Chloroethane	400	<0.24	<0.24	<0.24	<0.24	<0.24	<0.24	<1.0				<0.70
Chloromethane	30	<0.090	J ^{0.78}	<0.090	<0.090	<0.090	<0.090	<1.0				<0.24
o-Xylene	2000	<0.66	<0.66	<0.66	<0.66	<0.66	<0.66	<0.50		<0.40		

D- Quantified on sample dilution.

B- Parameter was detected in the method blank.

NA- Not Analyzed

BDL- Below the Detection Limit

** Sample was received with air bubbles in both sample bottles.

* Two compounds saturated. Sample was not diluted further.

Dilutions were performed using EPA SW846 method 8260.

P/NP- Present/Not Present

J- Result is less than the LOQ but greater than the LOD

¹ Duplicate

NS- Not Sampled

Indicates Detection

MW-1 (cont.)

PARAMETER	Enforcement Standard	2006		2007		2008		2009		2010	
		JUNE	DEC.	JUNE	DEC.	JUNE	DEC.	JUNE	DEC.	JUNE	DEC.
Dichlorodifluoromethane (Freon 12)	1000	Not enough water to collect sample		Not enough water to collect sample		Not enough water to collect sample		Not enough water to collect sample		Not enough water to collect sample	
Trichlorofluoromethane (Freon 11)	3490										
1,1-Dichloroethane	850										
trans-1,2-Dichloroethene	100										
Chloroform	6										
1,1,1-Trichloroethane	200										
Trichloroethene	5										
Tetrachloroethene	5										
Benzene	5										
1,1-Dichloroethene	7										
cis-1,2-Dichloroethene	70										
1,2-Dichloroethane	5										
1,1,2-Trichloroethane	5										
Vinyl Chloride	0.2										
Chloroethane	400										
Chloromethane	30										
o-Xylene	2000										

PARAMETER	Enforcement Standard	2011		2012	2013	2014	2015	2016	2017	2018
		JUNE	DEC	JUNE	JUNE	JUNE	JUNE	JUNE	JUNE	JUNE
Dichlorodifluoromethane (Freon 12)	1000	Not enough water to collect sample.	<0.23	Not enough water to collect sample.	Not enough water to collect sample.	<0.50	Dry or obstructed above water column.	Dry or obstructed above water column.	Obstructed above water column.	Dry or obstructed above water column.
Trichlorofluoromethane (Freon 11)	3490		<0.30			<0.22				
1,1-Dichloroethane	850		<0.23			<0.16				
trans-1,2-Dichloroethene	100		<0.21			<0.23				
Chloroform	6		<0.34			<0.16				
1,1,1-Trichloroethane	200		<0.26			<0.26				
Trichloroethene	5		<0.20			<0.091				
Tetrachloroethene	5		<0.26			<0.16				
Benzene	5		<0.36			<0.15				
1,1-Dichloroethene	7		<0.47			<0.20				
cis-1,2-Dichloroethene	70		<0.37			J ^{0.22}				
1,2-Dichloroethane	5		<0.23			<0.13				
1,1,2-Trichloroethane	5		<0.38			<0.13				
Vinyl Chloride	0.2		<0.17			<0.20				
Chloroethane	400		<0.32			<0.24				
Chloromethane	30		<0.36			<0.34				
o-Xylene	2000	<0.46	<0.094							

D- Quantified on sample dilution.

B- Parameter was detected in the method blank.

NA- Not Analyzed

BDL- Below the Detection Limit

** Sample was received with air bubbles in both sample bottles.

* Two compounds saturated. Sample was not diluted further.

Dilutions were performed using EPA SW846 method 8260.

P/NP- Present/Not Present

J- Result is less than the LOQ but greater than the LOD

¹ Duplicate

NS- Not Sampled

 Indicates Detection

MW-2

PARAMETER	Enforcement Standard	1984	1985	1986	1988	1989				
		AUG.	APRIL	SEPT.	JULY	MARCH	MAY	JUNE	SEPT.	DEC.
Dichlorodifluoromethane (Freon 12)	1000	<1.0	<1.0	<1.0	P/NP	P/NP	P/NP	P/NP	P/NP	P/NP
Trichlorofluoromethane (Freon 11)	3490	<1.0	<1.0	<1.0	<1.0	<1.0	<1.0	<1.0	<1.0	<1.0
1,1-Dichloroethane	850	<1.0	<1.0	<1.0	<1.0	<1.0	<1.0	<1.0	<1.0	<1.0
trans-1,2-Dichloroethene	100	<1.0	<1.0	<1.0	<1.0	<1.0	<1.0	<1.0	<1.0	<1.0
Chloroform	6	<1.0	<1.0	<1.0	<1.0	<1.0	<1.0	<1.0	<1.0	<1.0
1,1,1-Trichloroethane	200	<1.0	<1.0	<1.0	<1.0	<1.0	<1.0	<1.0	<1.0	<1.0
Trichloroethene	5	<1.0	<1.0	<1.0	<1.0	<1.0	<1.0	<1.0	<1.0	<1.0
Tetrachloroethene	5	<1.0	<1.0	<1.0	<1.0	<1.0	<1.0	<1.0	<1.0	<1.0
Benzene	5	<1.0	<1.0	<1.0	<1.0	<1.0	<1.0	<1.0	<1.0	<1.0
1,1-Dichloroethene	7	<1.0	<1.0	<1.0	<1.0	<1.0	<1.0	<1.0	<1.0	<1.0
cis-1,2-Dichloroethene	70	NA	NA	NA	NA	NA	NA	NA	NA	NA
1,2-Dichloroethane	5	<1.0	<1.0	<1.0	<1.0	<1.0	<1.0	<1.0	<1.0	<1.0
1,1,2-Trichloroethane	5	<1.0	<1.0	<1.0	<1.0	<1.0	<1.0	<1.0	<1.0	<1.0
Vinyl Chloride	0.2	<1.0	<1.0	<1.0	P/NP	P/NP	P/NP	P/NP	P/NP	P/NP
Chloroethane	400	<1.0	<1.0	<1.0	P/NP	P/NP	P/NP	P/NP	P/NP	P/NP
Chloromethane	30	<2.0	<2.0	<2.0	<2.0	<2.0	<2.0	<2.0	<2.0	<2.0

PARAMETER	Enforcement Standard	1990			1991		1992				
		MARCH	JUNE	DEC.	MARCH	OCT.	JAN.	FEB.	JUNE	SEPT.	DEC.
Dichlorodifluoromethane (Freon 12)	1000	P/NP	P/NP	P/NP	P/NP	<2.0	<2.0	<2.0	<5.0	<5.0	<5.0
Trichlorofluoromethane (Freon 11)	3490	<1.0	<1.0	<1.0	<1.0	<2.0	6.0	<2.0	<1.0	<1.0	<1.0
1,1-Dichloroethane	850	<1.0	<1.0	<1.0	<1.0	<1.0	<1.0	<1.0	<0.50	<0.50	<0.50
trans-1,2-Dichloroethene	100	<1.0	<1.0	<1.0	<1.0	<1.0	<1.0	<1.0	<0.60	<0.60	<0.60
Chloroform	6	<1.0	<1.0	<1.0	<1.0	<1.0	<1.0	<1.0	<0.20	<0.20	<0.20
1,1,1-Trichloroethane	200	<1.0	<1.0	<1.0	<1.0	<1.0	4.0	<1.0	<0.20	<0.20	<0.20
Trichloroethene	5	<1.0	<1.0	<1.0	<1.0	<1.0	4.0	<1.0	<0.40	<0.40	<0.40
Tetrachloroethene	5	<1.0	<1.0	<1.0	<1.0	<1.0	<1.0	<1.0	<1.0	<0.40	<0.40
Benzene	5	<1.0	<1.0	<1.0	<1.0	<1.0	<1.0	<1.0	<0.30	<0.30	<0.30
1,1-Dichloroethene	7	<1.0	<1.0	<1.0	<1.0	<1.0	<1.0	<1.0	<2.0	<0.20	<0.20
cis-1,2-Dichloroethene	70	NA	NA	NA	NA	NA	NA	NA	<0.20	<0.20	<0.20
1,2-Dichloroethane	5	<1.0	<1.0	<1.0	<1.0	<1.0	<1.0	<1.0	<0.30	<0.30	<0.30
1,1,2-Trichloroethane	5	<1.0	<1.0	<1.0	<1.0	<1.0	<1.0	<1.0	<1.0	<0.30	<0.30
Vinyl Chloride	0.2	P/NP	P/NP	P/NP	P/NP	<2.0	<2.0	<2.0	<1.0	<1.0	<1.0
Chloroethane	400	P/NP	P/NP	P/NP	P/NP	<2.0	<2.0	<2.0	<1.0	<1.0	<1.0
Chloromethane	30	<2.0	<2.0	<2.0	<2.0	<2.0	<2.0	<2.0	<2.0	<2.0	<2.0

D- Quantified on sample dilution.

B- Parameter was detected in the method blank.

NA- Not Analyzed

BDL- Below the Detection Limit

** Sample was received with air bubbles in both sample bottles.

* Two compounds saturated. Sample was not diluted further.

Dilutions were performed using EPA SW846 method 8260.

P/NP- Present/Not Present

J- Result is less than the LOQ but greater than the LOD

¹ Duplicate

NS- Not Sampled

Indicates Detection

MW- 2 (cont.)

PARAMETER	Enforcement Standard	1993					1994			
		FEB.	MARCH	JUNE	SEPT.	DEC.	MARCH	JUNE	SEPT.	DEC.
Dichlorodifluoromethane (Freon 12)	1000	<5.0	<5.0	<5.0	<5.0	<5.0	<5.0	<5.0	<5.0	<5.0
Trichlorofluoromethane (Freon 11)	3490	<1.0	<1.0	<1.0	<1.0	<1.0	<1.0	<1.0	<1.0	<1.0
1,1-Dichloroethane	850	<0.50	<0.50	<0.50	<0.50	<0.50	<0.50	<0.50	<0.50	<0.50
trans-1,2-Dichloroethene	100	<0.60	<0.60	<0.60	<0.60	<0.60	<0.60	<0.60	<0.60	<0.60
Chloroform	6	<0.20	<0.20	<0.20	<0.20	<0.20	<0.20	<0.20	<0.20	<0.20
1,1,1-Trichloroethane	200	<0.20	<0.20	<0.20	<0.20	<0.20	<0.20	<0.20	<0.20	<0.20
Trichloroethene	5	<0.40	<0.40	<0.40	<0.40	<0.40	<0.40	<0.40	<0.40	<0.40
Tetrachloroethene	5	<0.40	<0.40	<0.40	<0.40	<0.40	<0.40	<0.40	<0.40	<0.40
Benzene	5	<0.30	<0.30	<0.30	<0.30	<0.30	<0.30	<0.30	<0.30	<0.30
1,1-Dichloroethene	7	<0.20	<0.20	<0.20	<0.20	<0.20	<0.20	<0.20	<0.20	<0.20
cis-1,2-Dichloroethene	70	<0.20	<0.20	<0.20	<0.20	<0.20	<0.20	<0.20	<0.20	<0.20
1,2-Dichloroethane	5	<0.30	<0.30	<0.30	<0.30	<0.30	<0.30	<0.30	<0.30	<0.30
1,1,2-Trichloroethane	5	<0.30	<0.30	<0.30	<0.30	<0.30	<0.30	<0.30	<0.30	<0.30
Vinyl Chloride	0.2	<1.0	<1.0	<1.0	<1.0	<1.0	<1.0	<1.0	<1.0	<1.0
Chloroethane	400	<1.0	<1.0	<1.0	<1.0	<1.0	<1.0	<1.0	<1.0	<1.0
Chloromethane	30	<2.0	<2.0	<2.0	<2.0	<2.0	<2.0	<2.0	<2.0	<2.0

PARAMETER	Enforcement Standard	1995				1996		1997		1998	
		MARCH	JUNE	SEPT.	DEC.	JUNE	DEC.	JUNE	NOV.	JUNE	DEC.
Dichlorodifluoromethane (Freon 12)	1000	<5.0	<5.0	<5.0	<2.0	<2.0	<2.0	<2.0	<2.0	<2.0	<2.0
Trichlorofluoromethane (Freon 11)	3490	<1.0	<1.0	<1.0	<1.0	<1.0	<1.0	<1.0	<1.0	<1.0	<1.0
1,1-Dichloroethane	850	<0.50	<0.50	<0.50	<0.30	<0.30	<0.30	<0.30	<0.30	<0.30	<0.30
trans-1,2-Dichloroethene	100	<0.60	<0.60	<0.60	<0.30	<0.30	<0.30	<0.30	<0.30	<0.30	<0.30
Chloroform	6	<0.20	<0.20	<0.20	<0.30	<0.30	<0.30	<0.30	<0.30	<0.30	<0.30
1,1,1-Trichloroethane	200	<0.20	<0.70	<0.20	<0.20	<0.25	<0.25	<0.25	<0.25	<0.25	<0.25
Trichloroethene	5	<0.40	<0.40	<0.40	<0.30	<0.30	<0.30	<0.30	<0.30	<0.30	<0.30
Tetrachloroethene	5	<0.40	<0.40	<0.40	<0.40	<0.40	<0.40	<0.40	<0.40	<0.40	<0.40
Benzene	5	<0.30	<0.30	<0.30	<0.30	<0.30	<0.30	<0.30	<0.30	<0.30	<0.30
1,1-Dichloroethene	7	<0.20	<0.20	<0.20	<0.20	<0.20	<0.20	<0.20	<0.20	<0.20	<0.20
cis-1,2-Dichloroethene	70	<0.20	<0.20	<0.20	<0.30	<0.30	<0.30	<0.30	<0.30	<0.30	<0.30
1,2-Dichloroethane	5	<0.30	<0.30	<0.30	<0.50	<0.50	<0.50	<0.50	<0.50	<0.50	<0.50
1,1,2-Trichloroethane	5	<0.30	<0.30	<0.30	<0.30	<0.30	<0.30	<0.30	<0.30	<0.30	<0.30
Vinyl Chloride	0.2	<1.0	<1.0	<1.0	<1.0	<1.0	<1.0	<1.0	<1.0	<1.0	<1.0
Chloroethane	400	<1.0	<1.0	<1.0	<1.0	<1.0	<1.0	<1.0	<1.0	<1.0	<1.0
Chloromethane	30	<2.0	<2.0	<2.0	<2.0	<2.0	<2.0	<2.0	<2.0	<2.0	<2.0
Toluene	800	<0.30	<0.30	<0.30	BJ ^{0,29}	<0.30	0.48	<0.30	<0.30	<0.30	<0.30
Methylene chloride	5	<5.0	<5.0	<5.0	<5.0	<5.0	<5.0	<5.0	<5.0	BJ ^{1,2}	<5.0

D- Quantified on sample dilution.

B- Parameter was detected in the method blank.

NA- Not Analyzed

BDL- Below the Detection Limit

** Sample was received with air bubbles in both sample bottles.

* Two compounds saturated. Sample was not diluted further.

Dilutions were performed using EPA SW846 method 8260.

P/NP- Present/Not Present

J- Result is less than the LOQ but greater than the LOD

¹ Duplicate

NS- Not Sampled

Indicates Detection

MW- 2 (cont.)

PARAMETER	Enforcement Standard	1999		2000		2001		2002		2003	
		JUNE	DEC.	JUNE	DEC.	JUNE	DEC.	JUNE	JAN.'03	JULY	JAN. '04
Dichlorodifluoromethane (Freon 12)	1000	<2.0	<2.0	<0.14	Not enough water to collect sample.	<0.14	<0.14	<0.14	<0.14	<0.14	<0.14
Trichlorofluoromethane (Freon 11)	3490	<1.0	<1.0	<0.51		<0.51	<0.51	<0.51	<0.51	<0.51	<0.51
1,1-Dichloroethane	850	<0.30	<0.30	<0.26		<0.26	<0.26	<0.26	<0.26	<0.26	<0.26
trans-1,2-Dichloroethene	100	<0.30	<0.30	<0.11		<0.11	<0.11	<0.11	<0.11	<0.11	<0.11
Chloroform	6	<0.30	<0.30	<0.18		<0.18	<0.18	<0.18	<0.18	<0.18	<0.18
1,1,1-Trichloroethane	200	<0.25	<0.25	<0.19		<0.19	<0.19	<0.19	<0.19	<0.19	<0.19
Trichloroethene	5	<0.30	<0.30	<0.14		<0.14	<0.14	<0.14	<0.14	<0.14	<0.14
Tetrachloroethene	5	<0.40	<0.40	<0.13		<0.13	<0.13	<0.13	<0.13	<0.13	<0.13
Benzene	5	<0.30	<0.30	<0.15		<0.15	<0.15	<0.15	<0.15	<0.15	<0.15
1,1-Dichloroethene	7	<0.20	<0.20	<0.10		<0.10	<0.10	<0.10	<0.10	<0.10	<0.10
cis-1,2-Dichloroethene	70	<0.30	<0.30	<0.12		<0.12	<0.12	<0.12	<0.12	<0.12	<0.12
1,2-Dichloroethane	5	<0.50	<0.50	<0.27		<0.27	<0.27	<0.27	<0.27	<0.27	<0.27
1,1,2-Trichloroethane	5	<0.30	<0.30	<0.18		<0.18	<0.18	<0.18	<0.18	<0.18	<0.18
Vinyl Chloride	0.2	<1.0	<1.0	<0.11		<0.11	J ^{0.38}	<0.11	<0.11	<0.11	<0.11
Chloroethane	400	<1.0	J ^{0.28}	<0.24		<0.24	J ^{0.37}	<0.24	<0.24	<0.24	<0.24
Chloromethane	30	<2.0	<2.0	J ^{0.17}	<0.090	<0.090	<0.090	<0.090	<0.090	<0.090	
Toluene	800	<0.30	<0.30	J ^{0.28}	0.36	<0.16	<0.16	0.65	<0.16	<0.16	

PARAMETER	Enforcement Standard	2004		2005		2006		2007		2008	
		JULY	DEC.	MAY	DEC.	JUNE	NOV.	JUNE	DEC.	JUNE	NOV.
Dichlorodifluoromethane (Freon 12)	1000	<2.0	<0.40	<0.60	<0.60	<0.29	<0.29	<0.40	<0.40	<0.40	<0.40
Trichlorofluoromethane (Freon 11)	3490	<1.0	<0.50	<0.50	<0.50	<0.70	<0.70	<0.40	<0.40	<0.40	<0.40
1,1-Dichloroethane	850	<0.50	<0.50	<0.50	<0.50	<0.40	<0.40	<0.40	<0.40	<0.40	<0.40
trans-1,2-Dichloroethene	100	<0.50	<0.50	<0.60	<0.60	<0.40	<0.40	<0.50	<0.50	<0.50	<0.50
Chloroform	6	<0.50	<0.25	<0.50	<0.50	<0.50	<0.50	<0.22	<0.22	<0.22	<0.22
1,1,1-Trichloroethane	200	<0.50	<0.50	<0.60	<0.60	<0.50	<0.50	<0.60	<0.60	<0.60	<0.60
Trichloroethene	5	<0.50	<0.15	<0.15	<0.15	<0.15	<0.15	<0.15	<0.15	<0.15	<0.15
Tetrachloroethene	5	<0.50	<0.40	<0.40	<0.40	<0.29	<0.29	<0.40	<0.40	<0.40	<0.40
Benzene	5	<0.50	<0.40	<0.40	<0.40	<0.40	<0.40	<0.16	<0.16	<0.16	<0.16
1,1-Dichloroethene	7	<0.50	<0.30	<0.50	<0.50	<0.30	<0.30	<0.40	<0.40	<0.40	<0.40
cis-1,2-Dichloroethene	70	<0.50	<0.25	<0.60	<0.60	<0.40	<0.40	<0.40	<0.40	<0.40	<0.40
1,2-Dichloroethane	5	<0.50	<0.40	<0.50	<0.50	<0.50	<0.50	<0.30	<0.30	<0.30	<0.30
1,1,2-Trichloroethane	5	<0.50	<0.40	<0.40	<0.40	<0.50	<0.50	<0.50	<0.50	<0.50	<0.50
Vinyl Chloride	0.2	<0.50	<0.12	J ^{0.29}	J ^{0.29}	J ^{0.32}	J ^{0.34}	J ^{0.30}	J ^{0.19}	<0.15	J ^{0.22}
Chloroethane	400	<1.0	<0.50	<0.70	<0.70	<0.60	<0.60	<0.40	<0.40	<0.40	<0.40
Chloromethane	30	<1.0	<0.30	<0.24	<0.24	<0.30	<0.30	<0.30	J ^{0.38}	<0.30	<0.30
Toluene	800	3.9	J ^{0.63}	1.8	J ^{0.70}	1.9	J ^{0.90}	J ^{0.41}	<0.20	J ^{0.44}	1.3

D- Quantified on sample dilution.

B- Parameter was detected in the method blank.

NA- Not Analyzed

BDL- Below the Detection Limit

** Sample was received with air bubbles in both sample bottles.

* Two compounds saturated. Sample was not diluted further.

Dilutions were performed using EPA SW846 method 8260.

P/NP- Present/Not Present

J- Result is less than the LOQ but greater than the LOD

¹ Duplicate

NS- Not Sampled

Indicates Detection

MW- 2 (cont.)

PARAMETER	Enforcement Standard	2009		2010		2011		2012		2013	
		JUNE	DEC.	JUNE	DEC.	JUNE	DEC.	JUNE	DEC.	JUNE	DEC.
Dichlorodifluoromethane (Freon 12)	1000	Not enough water to collect sample	Not enough water to collect sample	<0.23	<0.23	<0.20	Not enough water to collect sample.	<0.40	<0.40		
Trichlorofluoromethane (Freon 11)	3490			<0.30	<0.30	<0.13		<0.13	<0.13		
1,1-Dichloroethane	850			<0.23	<0.23	<0.11		<0.50	<0.50		
trans-1,2-Dichloroethene	100			<0.21	<0.21	<0.14		<0.24	<0.24		
Chloroform	6			<0.34	<0.34	<0.10		<0.27	<0.27		
1,1,1-Trichloroethane	200			<0.26	<0.26	<0.19		<0.50	<0.50		
Trichloroethene	5			<0.20	<0.20	<0.070		<0.12	<0.12		
Tetrachloroethene	5			<0.26	<0.26	<0.13		<0.29	<0.29		
Benzene	5			<0.36	<0.36	<0.053		<0.24	<0.24		
1,1-Dichloroethene	7			<0.47	<0.47	<0.19		<0.24	<0.24		
cis-1,2-Dichloroethene	70			<0.37	<0.37	<0.085		<0.23	<0.23		
1,2-Dichloroethane	5			<0.23	<0.23	<0.37		<0.22	<0.22		
1,1,2-Trichloroethane	5			<0.38	<0.38	<0.015		<0.16	<0.26		
Vinyl Chloride	0.2			<0.17	<0.17	<0.16		<0.14	<0.14		
Chloroethane	400			<0.32	<0.32	<0.22		<0.50	<0.50		
Chloromethane	30			<0.36	<0.36	<0.41		<2.0	<2.0		
Toluene	800	J ^{0.77}	1.7	1.2	<0.23	<0.23					

PARAMETER	Enforcement Standard	2014		2015		2016		2017		2018	
		JUNE	DEC.	JUNE	DEC.	JUNE	DEC.	JUNE	DEC.	JUNE	DEC.
Dichlorodifluoromethane (Freon 12)	1000	<0.20	<0.20	<0.49	<0.49	<0.075	<0.23	<0.23	<0.22	<0.23	<0.23
Trichlorofluoromethane (Freon 11)	3490	<0.22	<0.22	<0.18	<0.18	<0.055	<0.33	<0.33	<0.18	<0.23	<0.23
1,1-Dichloroethane	850	<0.16	<0.16	<0.22	<0.22	<0.055	<0.17	<0.17	<0.24	<0.17	<0.17
trans-1,2-Dichloroethene	100	<0.23	<0.23	<0.21	<0.21	<0.15	<0.16	<0.16	<0.26	<0.12	<0.24
Chloroform	6	<0.16	<0.16	<0.27	<0.27	<0.21	<0.21	<0.21	<2.5	<0.45	<0.45
1,1,1-Trichloroethane	200	<0.26	<0.26	<0.20	<0.20	<0.057	<0.17	<0.17	<0.50	<0.14	<0.18
Trichloroethene	5	<0.091	<0.091	<0.14	<0.14	<0.051	<0.052	<0.052	<0.33	<0.15	<0.15
Tetrachloroethene	5	<0.16	<0.16	<0.19	<0.19	J ^{0.56}	<0.25	<0.25	<0.50	<0.17	<0.17
Benzene	5	<0.15	<0.15	<0.21	<0.21	<0.042	<0.16	<0.16	<0.50	<0.10	<0.10
1,1-Dichloroethene	7	<0.20	<0.20	<0.22	<0.22	<0.069	<0.28	<0.28	<0.41	<0.16	<0.16
cis-1,2-Dichloroethene	70	<0.13	<0.13	<0.25	<0.25	J ^{0.45}	<0.12	<0.12	<0.26	<0.15	<0.15
1,2-Dichloroethane	5	<0.13	<0.13	<0.17	<0.17	<0.072	<0.17	<0.17	<0.17	<0.22	<0.22
1,1,2-Trichloroethane	5	<0.13	<0.13	<0.24	<0.24	<0.064	<0.15	<0.15	<0.20	<0.18	<0.18
Vinyl Chloride	0.2	<0.20	<0.20	J ^{0.43}	<0.15	<0.084	<0.069	<0.069	<0.18	J ^{0.099}	<0.092
Chloroethane	400	<0.24	<0.24	<0.34	<0.34	<0.12	<0.34	<0.34	<0.37	<0.49	<0.49
Chloromethane	30	<0.34	<0.34	<0.64	<0.64	<0.080	<0.25	<0.25	<0.50	<0.16	<0.16
Toluene	800	J ^{0.14}	<0.11	J ^{0.45}	J ^{0.29}	J ^{0.26}	J ^{0.54}	J ^{0.72}	J ^{0.66}	2.0	1.3

D- Quantified on sample dilution.

B- Parameter was detected in the method blank.

NA- Not Analyzed

BDL- Below the Detection Limit

** Sample was received with air bubbles in both sample bottles.

* Two compounds saturated. Sample was not diluted further.

Dilutions were performed using EPA SW846 method 8260.

P/NP- Present/Not Present

J- Result is less than the LOQ but greater than the LOD

¹ Duplicate

NS- Not Sampled

Indicates Detection

MW-3

PARAMETER	Enforcement Standard	1984	1985	1986	1988	1989				
		AUG.	APRIL	SEPT.	JULY	MARCH	APRIL	JUNE	SEPT.	DEC.
Dichlorodifluoromethane (Freon 12)	1000	<1.0	ND	<1.0	P/NP	P/NP	P/NP	P/NP	P/NP	P/NP
Trichlorofluoromethane (Freon 11)	3490	<1.0	ND	<1.0	<1.0	<1.0	<1.0	<1.0	<1.0	<1.0
1,1-Dichloroethane	850	17	7.0	3.0	2.0	<1.0	1.0	2.0	1.0	7.0
trans-1,2-Dichloroethene	100	33	ND	<1.0	1.0	9.0	BQL	<1.0	<1.0	1.0
Chloroform	6	ND	ND	<1.0	<1.0	5.0	<1.0	<1.0	<1.0	<1.0
1,1,1-Trichloroethane	200	1290	1050	560	85	220	120	100	59	630
Trichloroethene	5	1090	1370	270	12	140	69	48	53	300
Tetrachloroethene	5	45	59	17	<1.0	20	5.0	<1.0	5.0	9.0
Benzene	5	ND	ND	<1.0	<1.0	<1.0	<1.0	<1.0	<1.0	<1.0
1,1-Dichloroethene	7	130	720	39	<1.0	35	15	8.0	7.0	62
cis-1,2-Dichloroethene	70	NA	ND	NA	NA	NA	NA	NA	NA	NA
1,2-Dichloroethane	5	4.0	ND	<1.0	<1.0	<1.0	<1.0	<1.0	<1.0	<1.0
1,1,2-Trichloroethane	5	<1.0	ND	<1.0	<1.0	<1.0	<1.0	<1.0	<1.0	<1.0
Vinyl Chloride	0.2	<1.0	ND	<1.0	P/NP	P/NP	P/NP	P/NP	P/NP	P/NP
Chloroethane	400	<1.0	ND	<1.0	P/NP	P/NP	P/NP	P/NP	P/NP	P/NP
Chloromethane	30	<2.0	<2.0	<2.0	<2.0	<2.0	<2.0	<2.0	<2.0	<2.0

PARAMETER	Enforcement Standard	1990			1991			1992			
		MARCH	JUNE	DEC.	MARCH	OCT.	OCT.	JAN.	FEB.	JUNE	SEPT.
Dichlorodifluoromethane (Freon 12)	1000	P/NP	P/NP	P/NP	P/NP	<20.0	<20.0	6.0	<4.0	<5.0	8.9
Trichlorofluoromethane (Freon 11)	3490	<1.0	<1.0	<1.0	<1.0	<20.0	<20.0	10	<4.0	<1.0	<1.0
1,1-Dichloroethane	850	<1.0	<1.0	5.0	<1.0	2.4	<10.0	4.0	<2.0	4.5	3.4
trans-1,2-Dichloroethene	100	<1.0	<1.0	<1.0	<1.0	<10.0	<10.0	1.0	<2.0	1.3	1.1
Chloroform	6	<1.0	<1.0	<1.0	<1.0	<10.0	<10.0	<1.0	<2.0	4.8	0.61
1,1,1-Trichloroethane	200	410	20	430	210	440	400	530	470	280	D ⁵⁴⁰
Trichloroethene	5	72	11	180	270	190	200	230	220	150	D ²⁸⁰
Tetrachloroethene	5	1.0	<1.0	12	15	<10.0	<10.0	9.0	11	12	18
Benzene	5	<1.0	<1.0	<1.0	2.0	<10.0	<10.0	<1.0	<2.0	<0.30	<0.30
1,1-Dichloroethene	7	<1.0	<1.0	<1.0	83	21	24	44	25	32	40
cis-1,2-Dichloroethene	70	NA	NA	NA	NA	1.5	NA	NA	NA	2.8*	3.9
1,2-Dichloroethane	5	<1.0	<1.0	<1.0	<1.0	1.3	<10.0	2.0	<2.0	<0.30	<0.30
1,1,2-Trichloroethane	5	<1.0	<1.0	<1.0	<1.0	<10.0	<10.0	<1.0	<2.0	<1.0	<0.30
Vinyl Chloride	0.2	P/NP	P/NP	P/NP	P/NP	<20.0	<20.0	<2.0	<4.0	<1.0	<1.0
Chloroethane	400	P/NP	P/NP	P/NP	P/NP	<20.0	<20.0	<2.0	<4.0	<1.0	<1.0
Chloromethane	30	<2.0	<2.0	<2.0	<2.0	<2.0	<2.0	<2.0	<2.0	<2.0	<2.0

D- Quantified on sample dilution.

B- Parameter was detected in the method blank.

NA- Not Analyzed

BDL- Below the Detection Limit

** Sample was received with air bubbles in both sample bottles.

* Two compounds saturated. Sample was not diluted further.

Dilutions were performed using EPA SW846 method 8260.

P/NP- Present/Not Present

J- Result is less than the LOQ but greater than the LOD

¹ Duplicate

NS- Not Sampled

Indicates Detection

MW-3 (cont.)

PARAMETER	Enforcement Standard	1993						1994		
		1992 DEC.	FEB.	MARCH	JUNE	SEPT.	DEC.	MARCH	JUNE	DEC.
Dichlorodifluoromethane (Freon 12)	1000	8.5	9.6	<5.0	<5.0	<5.0	13	7.2	<5.0	16
Trichlorofluoromethane (Freon 11)	3490	<1.0	<1.0	<1.0	<1.0	<1.0	<1.0	<1.0	<1.0	<1.0
1,1-Dichloroethane	850	3.0	4.9	2.1	3.6	1.8	3.2	<0.50	<0.50	<0.50
trans-1,2-Dichloroethene	100	<0.60	<0.60	<0.60	<0.60	<0.60	0.72	<0.60	<0.60	<0.60
Chloroform	6	8.7	<0.20	<0.20	<0.20	<0.20	0.43	<0.20	<0.20	<0.20
1,1,1-Trichloroethane	200	730	270	140	67	72	220	89	42	140
Trichloroethene	5	520	150	92	92	100	87	74	25	76
Tetrachloroethene	5	26	11	5.6	4.2	5.3	6.3	5.8	0.86	4.5
Benzene	5	37	<0.30	<0.30	<0.30	<0.30	<0.30	<0.30	<0.30	<0.30
1,1-Dichloroethene	7	<0.20	44	21	16	33	20	15	3.3	17
cis-1,2-Dichloroethene	70	<0.20	<0.20	<0.20	1.4	1.3	0.53	0.93	<0.20	<0.20
1,2-Dichloroethane	5	0.90	<0.30	<0.30	<0.30	<0.30	<0.30	<0.30	<0.30	<0.30
1,1,2-Trichloroethane	5	<0.30	<0.30	<0.30	<0.30	<0.30	<0.30	<0.30	<0.30	<0.30
Vinyl Chloride	0.2	<1.0	<1.0	<1.0	<1.0	<1.0	<1.0	<1.0	<1.0	<1.0
Chloroethane	400	<1.0	<1.0	<1.0	<1.0	<1.0	<1.0	<1.0	<1.0	<1.0
Chloromethane	30	<2.0	<2.0	<2.0	<2.0	<2.0	<2.0	<2.0	<2.0	<2.0

PARAMETER	Enforcement Standard	1995				1996			
		MARCH	JUNE	SEPT.	DEC.	MARCH	JUNE	SEPT.	DEC.
Dichlorodifluoromethane (Freon 12)	1000	9.7	<5.0	17	9.3	<2.0	J ^{0.53}	J ^{0.67}	<2.0
Trichlorofluoromethane (Freon 11)	3490	<1.0	1.2	<1.0	<1.0	<1.0	<1.0	<1.0	<1.0
1,1-Dichloroethane	850	1.4	<0.50	1.1	1.5	<0.30	<0.30	<0.30	0.49
trans-1,2-Dichloroethene	100	<0.60	<0.60	<0.60	0.54	<0.30	<0.30	<0.30	<0.30
Chloroform	6	<0.20	<0.20	<0.20	<0.30	<0.30	<0.30	<0.30	<0.30
1,1,1-Trichloroethane	200	75	27	56	D ⁹⁸	62	D ³⁶	D ³³	D ⁴⁴
Trichloroethene	5	52	30	35	D ⁵⁶	34	D ²⁵	D ²³	D ³²
Tetrachloroethene	5	3.8	2.1	2.4	3.6	1.8	1.7	1.4	2.8
Benzene	5	<0.30	<0.30	<0.30	<0.30	<0.30	<0.30	<0.30	<0.30
1,1-Dichloroethene	7	20	B ^{8.4}	6.4	D ⁴⁰	6.7	4.9	2.9	9.8
cis-1,2-Dichloroethene	70	<0.20	<0.20	<0.20	0.30	<0.30	<0.30	<0.30	<0.30
1,2-Dichloroethane	5	<0.30	<0.30	<0.30	<0.50	<0.50	<0.50	<0.50	<0.50
1,1,2-Trichloroethane	5	<0.30	<0.30	<0.30	<0.30	<0.30	<0.30	<0.30	<0.30
Vinyl Chloride	0.2	<1.0	<1.0	<1.0	<1.0	<1.0	<1.0	<1.0	<1.0
Chloroethane	400	<1.0	<1.0	<1.0	<1.0	<1.0	<1.0	<1.0	<1.0
Chloromethane	30	<2.0	<2.0	<2.0	BJ ^{0.70}	<2.0	<2.0	<2.0	<2.0
Toluene	800	<0.20	<0.20	<0.20	<0.30	<0.30	<0.30	<0.30	J ^{0.20}
o-Xylene	2000	<0.30	<0.30	<0.30	<0.40	<0.40	<0.40	<0.40	0.40

D- Quantified on sample dilution.

B- Parameter was detected in the method blank.

NA- Not Analyzed

BDL- Below the Detection Limit

** Sample was received with air bubbles in both sample bottles.

* Two compounds saturated. Sample was not diluted further.

Dilutions were performed using EPA SW846 method 8260.

P/NP- Present/Not Present

J- Result is less than the LOQ but greater than the LOD

¹ Duplicate

NS- Not Sampled

Indicates Detection

MW-3 (cont.)

PARAMETER	Enforcement Standard	1997				1998			
		MARCH	JUNE	SEPT.	NOV.	MARCH	JUNE	SEPT.	DEC.
Dichlorodifluoromethane (Freon 12)	1000	J ^{0.34}	<2.0	12	J ^{0.91}	J ^{0.48}	<2.0	<2.0	J ^{0.45}
Trichlorofluoromethane (Freon 11)	3490	<1.0	<1.0	<1.0	<1.0	<1.0	<1.0	<1.0	<1.0
1,1-Dichloroethane	850	<0.30	<0.30	0.94	<0.30	<0.30	0.69	<0.30	J ^{0.28}
trans-1,2-Dichloroethene	100	<0.30	<0.30	<0.30	<0.30	<0.30	<0.30	<0.30	<0.30
Chloroform	6	<0.30	<0.30	<0.30	<0.30	<0.30	<0.30	<0.30	<0.30
1,1,1-Trichloroethane	200	D ²⁷	9.3	150	31	E ²⁵	9.8	20	E ²⁷
Trichloroethene	5	19	13	88	19	20	8.3	22	21
Tetrachloroethene	5	1.2	0.42	7.5	1.3	1.2	J ^{0.28}	1.4	1.5
Benzene	5	<0.30	<0.30	<0.30	<0.30	<0.30	<0.30	<0.30	<0.30
1,1-Dichloroethene	7	3.6	1.3	17	3.7	4.2	0.69	3.6	4.0
cis-1,2-Dichloroethene	70	<0.30	<0.30	<0.30	<0.30	<0.30	<0.30	0.34	J ^{0.25}
1,2-Dichloroethane	5	<0.50	<0.50	<0.50	<0.50	<0.50	<0.50	<0.50	<0.50
1,1,2-Trichloroethane	5	<0.30	<0.30	<0.30	<0.30	<0.30	<0.30	<0.30	<0.30
Vinyl Chloride	0.2	<1.0	<1.0	<1.0	<1.0	<1.0	<1.0	<1.0	<1.0
Chloroethane	400	<1.0	<1.0	<1.0	<1.0	<1.0	<1.0	<1.0	<1.0
Chloromethane	30	<2.0	<2.0	<2.0	<2.0	<2.0	<2.0	<2.0	<2.0

PARAMETER	Enforcement Standard	1999				2000			
		MARCH	JUNE	SEPT.	DEC.	MARCH	JUNE	SEPT.	DEC.
Dichlorodifluoromethane (Freon 12)	1000	J ^{0.39}	<2.0	J ^{0.27}	J ^{0.32}	J ^{0.73}	<0.14	<0.14	<0.14
Trichlorofluoromethane (Freon 11)	3490	<1.0	<1.0	<1.0	<1.0	<0.51	<0.51	<0.51	<0.51
1,1-Dichloroethane	850	0.30	<0.30	<0.30	<0.30	<0.26	<0.26	<0.26	<0.26
trans-1,2-Dichloroethene	100	<0.30	<0.30	<0.30	<0.30	<0.11	<0.11	<0.11	<0.11
Chloroform	6	<0.30	<0.30	<0.30	<0.30	<0.18	<0.18	<0.18	<0.18
1,1,1-Trichloroethane	200	9.6	18	20	20	8.1	7.2	9.0	7.7
Trichloroethene	5	9.7	15	16	19	9.7	9.1	13	12
Tetrachloroethene	5	0.50	0.59	1.2	1.4	1.1	0.52	0.65	0.48
Benzene	5	<0.30	<0.30	<0.30	<0.30	<0.15	<0.15	<0.15	<0.15
1,1-Dichloroethene	7	1.1	2.6	2.6	2.6	1.2	0.88	1.0	0.71
cis-1,2-Dichloroethene	70	<0.30	<0.30	<0.30	<0.30	<0.12	J ^{0.18}	<0.12	<0.12
1,2-Dichloroethane	5	<0.50	<0.50	<0.50	<0.50	<0.27	<0.27	<0.27	<0.27
1,1,2-Trichloroethane	5	<0.30	<0.30	<0.30	<0.30	<0.18	<0.18	<0.18	<0.18
Vinyl Chloride	0.2	<1.0	<1.0	<1.0	<1.0	<0.11	<0.11	<0.11	<0.11
Chloroethane	400	<1.0	<1.0	<1.0	<1.0	<0.24	<0.24	<0.24	<0.24
Chloromethane	30	J ^{0.37}	<2.0	J ^{0.55}	<2.0	<0.090	<0.090	<0.090	<0.090

D- Quantified on sample dilution.

B- Parameter was detected in the method blank.

NA- Not Analyzed

BDL- Below the Detection Limit

E- Value exceeds highest calibration standard and should be considered an estimate.

** Sample was received with air bubbles in both sample bottles.

* Two compounds saturated. Sample was not diluted further.

Dilutions were performed using EPA SW846 method 8260.

P/NP- Present/Not Present

J- Result is less than the LOQ but greater than the LOD

¹ Duplicate

NS- Not Sampled

Indicates Detection

MW-3 (cont.)

PARAMETER	Enforcement Standard	2001		2002		2003		2004		
		JUNE	DEC.	JUNE	JAN.'03	JULY	JAN. '04	JUNE	SEPT	DEC.
Dichlorodifluoromethane (Freon 12)	1000	<0.14	<0.14	<0.14	<0.14	<0.14	<0.14	<2.0	<0.40	<0.40
Trichlorofluoromethane (Freon 11)	3490	<0.51	<0.51	<0.51	<0.51	<0.51	<0.51	<1.0	<0.50	<0.50
1,1-Dichloroethane	850	<0.26	<0.26	<0.26	<0.26	<0.26	<0.26	<0.50	<0.50	<0.50
trans-1,2-Dichloroethene	100	<0.11	<0.11	<0.11	<0.11	<0.11	<0.11	<0.50	<0.50	<0.50
Chloroform	6	<0.18	<0.18	<0.18	<0.18	<0.18	<0.18	<0.50	<0.25	<0.25
1,1,1-Trichloroethane	200	6.2	8.6	2.2	2.1	2.8	1.9	2.4	1.8	1.9
Trichloroethene	5	11	14	4.9	7.9	5.3	5.0	5.7	3.9	4.7
Tetrachloroethene	5	0.83	0.89	<0.13	1.4	0.86	2.5	3.0	J ^{1.0}	2.4
Benzene	5	<0.15	<0.15	<0.15	<0.15	<0.15	<0.15	<0.40	<0.40	<0.40
1,1-Dichloroethene	7	0.73	<0.10	0.29	0.50	J ^{0.18}	0.28	J ^{0.32}	<0.30	J ^{0.35}
cis-1,2-Dichloroethene	70	J ^{0.17}	<0.12	J ^{0.13}	J ^{0.24}	<0.12	<0.12	<0.50	<0.25	<0.25
1,2-Dichloroethane	5	<0.27	<0.27	<0.27	<0.27	<0.27	<0.27	<0.50	<0.40	<0.40
1,1,2-Trichloroethane	5	<0.18	<0.18	<0.18	<0.18	<0.18	<0.18	<0.50	<0.40	<0.40
Vinyl Chloride	0.2	<0.11	<0.11	<0.11	<0.11	<0.11	<0.11	<0.50	<0.12	<0.12
Chloroethane	400	<0.24	<0.24	<0.24	<0.24	<0.24	<0.24	<1.0	<0.50	<0.50
Chloromethane	30	<0.090	J ^{0.81}	<0.090	<0.090	<0.090	<0.090	<1.0	<0.30	<0.30

PARAMETER	Enforcement Standard	2005				2006		2007		2008	
		MARCH	JUNE	SEPT.	DEC.	JUNE	NOV.	JUNE	DEC.	JUNE	DEC.
Dichlorodifluoromethane (Freon 12)	1000	<0.60	<0.60	<0.60	<0.60	<0.29	<0.29	<0.40	<0.40	<0.40	<0.40
Trichlorofluoromethane (Freon 11)	3490	<0.50	<0.50	<0.50	<0.50	<0.70	<0.70	<0.40	<0.40	<0.40	<0.40
1,1-Dichloroethane	850	<0.50	<0.50	<0.50	<0.50	<0.40	<0.40	<0.40	<0.40	<0.40	<0.40
trans-1,2-Dichloroethene	100	<0.60	<0.60	<0.60	<0.60	<0.40	<0.40	<0.50	<0.50	<0.50	<0.50
Chloroform	6	<0.50	<0.50	<0.50	<0.50	<0.50	<0.50	<0.22	<0.22	<0.22	<0.22
1,1,1-Trichloroethane	200	J ^{1.9}	J ^{1.5}	J ^{1.5}	J ^{1.6}	1.7	4.4	<0.60	J ^{1.1}	0.8	J ^{1.7}
Trichloroethene	5	4.6	3.7	3.4	3.0	3.3	4.1	1.4	2.2	2.2	2.3
Tetrachloroethene	5	2.2	1.5	1.9	1.4	1.7	1.3	<0.40	J ^{1.2}	0.72	<0.40
Benzene	5	<0.40	<0.40	<0.40	<0.40	<0.40	<0.40	<0.16	<0.16	<0.16	<0.16
1,1-Dichloroethene	7	<0.50	<0.50	<0.50	<0.50	J ^{0.40}	J ^{0.67}	<0.40	<0.40	<0.40	<0.40
cis-1,2-Dichloroethene	70	<0.60	<0.60	<0.60	<0.60	<0.40	<0.40	<0.40	<0.40	<0.40	<0.40
1,2-Dichloroethane	5	<0.50	<0.50	<0.50	<0.50	<0.50	<0.50	<0.30	<0.30	<0.30	<0.30
1,1,2-Trichloroethane	5	<0.40	<0.40	<0.40	<0.40	<0.50	<0.50	<0.50	<0.50	<0.50	<0.50
Vinyl Chloride	0.2	<0.12	<0.12	<0.12	<0.12	<0.15	<0.15	<0.15	<0.15	<0.15	<0.15
Chloroethane	400	<0.70	<0.70	<0.70	<0.70	<0.60	<0.60	<0.40	<0.40	<0.40	<0.40
Chloromethane	30	<0.24	<0.24	<0.24	<0.24	<0.30	<0.30	<0.30	<0.30	<0.30	<0.30

D- Quantified on sample dilution.

B- Parameter was detected in the method blank.

NA- Not Analyzed

BDL- Below the Detection Limit

E- Value exceeds highest calibration standard and should be considered an estimate.

** Sample was received with air bubbles in both sample bottles.

* Two compounds saturated. Sample was not diluted further.

Dilutions were performed using EPA SW846 method 8260.

P/NP- Present/Not Present

J- Result is less than the LOQ but greater than the LOD

¹ Duplicate

NS- Not Sampled

Indicates Detection

MW-3 (cont.)

PARAMETER	Enforcement Standard	2009		2010		2011		2012		2013	
		JUNE	DEC.	JUNE	DEC.	JUNE	DEC.	JUNE	DEC.	JUNE	DEC.
Dichlorodifluoromethane (Freon 12)	1000	<1.0	<1.0	<0.30	<0.30	<0.23	<0.23	<0.20	<0.20	<0.40	<0.40
Trichlorofluoromethane (Freon 11)	3490	<1.0	<1.0	<0.14	<0.14	<0.30	<0.30	<0.13	<0.13	<0.13	<0.13
1,1-Dichloroethane	850	<1.0	<1.0	<0.080	<0.080	<0.23	<0.23	<0.11	<0.11	<0.50	<0.50
trans-1,2-Dichloroethene	100	<1.0	<1.0	<0.11	<0.11	<0.21	<0.21	<0.14	<0.15	<0.24	<0.24
Chloroform	6	<1.0	<1.0	<0.090	<0.090	<0.34	<0.34	<0.10	<0.50	<0.27	<0.27
1,1,1-Trichloroethane	200	1.0	<1.0	1.2	J ^{0.79}	<0.26	J ^{0.42}	J ^{0.30}	<0.19	<0.50	<0.50
Trichloroethene	5	2.4	1.7	2.4	1.6	1.7	1.2	1.1	J ^{0.86}	0.69	J ^{0.81}
Tetrachloroethene	5	<1.0	<1.0	J ^{0.34}	J ^{0.46}	<0.26	J ^{0.61}	<0.13	<0.13	<0.29	<0.29
Benzene	5	<1.0	<1.0	<0.080	<0.080	<0.36	<0.36	<0.053	<0.062	<0.24	<0.24
1,1-Dichloroethene	7	<1.0	<1.0	<0.20	<0.20	<0.47	<0.47	<0.19	<0.19	<0.24	<0.24
cis-1,2-Dichloroethene	70	<1.0	<1.0	<0.23	<0.23	<0.37	<0.37	<0.085	<0.085	J ^{0.24}	<0.23
1,2-Dichloroethane	5	<1.0	<1.0	<0.080	<0.080	<0.23	<0.23	<0.37	<0.37	<0.22	<0.22
1,1,2-Trichloroethane	5	<1.0	<1.0	<0.11	<0.11	<0.38	<0.38	<0.015	<0.015	<0.16	<0.16
Vinyl Chloride	0.2	<0.40	<0.40	<0.11	<0.11	<0.17	<0.17	<0.16	<0.16	<0.14	<0.14
Chloroethane	400	<1.0	<1.0	<0.32	<0.32	<0.32	<0.32	<0.22	<0.22	<0.50	<0.50
Chloromethane	30	<4.0	<4.0	<0.36	<0.36	<0.36	<0.36	<0.41	<0.41	<2.0	<2.0

PARAMETER	Enforcement Standard	2014		2015		2016		2017		2018
		JUNE	DEC.	JUNE	DEC.	JUNE	DEC.	JUNE	DEC.	FEB***
Dichlorodifluoromethane (Freon 12)	1000	<0.50	<0.50	<0.49	<0.49	<0.075	<0.23	<0.23	<0.22	<0.31
Trichlorofluoromethane (Freon 11)	3490	<0.22	<0.22	<0.18	<0.18	<0.055	<0.33	<0.33	<0.18	<0.13
1,1-Dichloroethane	850	<0.16	<0.16	<0.22	<0.22	<0.055	<0.17	<0.17	<0.24	<0.14
trans-1,2-Dichloroethene	100	<0.23	<0.23	<0.21	<0.21	<0.15	<0.16	<0.16	<0.26	<0.21
Chloroform	6	<0.16	<0.16	<0.27	<0.27	<0.21	<0.21	<0.21	<2.5	<0.46
1,1,1-Trichloroethane	200	<0.26	<0.26	<0.20	<0.20	J ^{0.29}	<0.17	J ^{0.24}	<0.50	0.96
Trichloroethene	5	0.74	0.84	J ^{0.32}	1.1	1.1	1.1	1.1	1.3	1.1
Tetrachloroethene	5	J ^{0.31}	<0.16	<0.19	<0.19	J ^{0.31}	<0.25	<0.25	<0.50	<0.16
Benzene	5	<0.15	<0.15	<0.21	<0.21	<0.042	<0.16	<0.16	<0.50	<0.34
1,1-Dichloroethene	7	<0.20	<0.20	<0.22	<0.22	<0.069	<0.28	<0.28	<0.41	<0.18
cis-1,2-Dichloroethene	70	J ^{0.47}	<0.13	<0.25	<0.25	J ^{0.13}	<0.12	<0.12	<0.26	<0.20
1,2-Dichloroethane	5	<0.13	<0.13	<0.17	<0.17	<0.072	<0.17	<0.17	<0.17	<0.32
1,1,2-Trichloroethane	5	<0.13	<0.13	<0.24	<0.24	<0.064	<0.15	<0.15	<0.20	<0.22
Vinyl Chloride	0.2	<0.20	<0.20	<0.15	<0.15	<0.084	<0.069	<0.069	<0.18	<0.096
Chloroethane	400	<0.24	<0.24	<0.34	<0.34	<0.12	<0.34	<0.34	<0.37	<0.44
Chloromethane	30	<0.34	<0.34	<0.64	<0.64	<0.080	<0.25	<0.25	<0.50	<1.1
Toluene	800	J ^{0.21}	<0.11	<0.13	<0.13	<0.059	<0.14	<0.14	<0.50	<0.17

D- Quantified on sample dilution.

B- Parameter was detected in the method blank.

NA- Not Analyzed

BDL- Below the Detection Limit

P/NP- Present/Not Present

E- Value exceeds highest calibration standard and should be considered an estimate.

* Two compounds saturated. Sample was not diluted further.

** Sample was received with air bubbles in both sample bottles.

*** Sampling conducted for proposed SVE Shutdown Test

Dilutions were performed using EPA SW846 method 8260.

J- Result is less than the LOQ but greater than the LOD

¹ Duplicate

NS- Not Sampled

Indicates Detection

MW-3 (cont.)

PARAMETER	Enforcement Standard	2018	
		JUNE	DEC.
Dichlorodifluoromethane (Freon 12)	1000	<0.23	<0.23
Trichlorofluoromethane (Freon 11)	3490	<0.23	<0.23
1,1-Dichloroethane	850	<0.17	<0.17
trans-1,2-Dichloroethene	100	<0.12	<0.24
Chloroform	6	<0.45	<0.45
1,1,1-Trichloroethane	200	<0.14	J ^{0.23}
Trichloroethene	5	1.1	0.91
Tetrachloroethene	5	0.63	<0.17
Benzene	5	<0.10	<0.10
1,1-Dichloroethene	7	<0.16	<0.16
cis-1,2-Dichloroethene	70	<0.15	<0.15
1,2-Dichloroethane	5	<0.22	<0.22
1,1,2-Trichloroethane	5	<0.18	<0.18
Vinyl Chloride	0.2	<0.092	<0.092
Chloroethane	400	<0.49	<0.49
Chloromethane	30	<0.16	<0.16
Toluene	800	<0.083	<0.083

D- Quantified on sample dilution.

B- Parameter was detected in the method blank.

NA- Not Analyzed

BDL- Below the Detection Limit

E- Value exceeds highest calibration standard and should be considered an estimate.

** Sample was received with air bubbles in both sample bottles.

* Two compounds saturated. Sample was not diluted further.

Dilutions were performed using EPA SW846 method 8260.

P/NP- Present/Not Present

J- Result is less than the LOQ but greater than the LOD

¹ Duplicate

NS- Not Sampled

Indicates Detection

MW-4

PARAMETER	Enforcement Standard	1984	1985	1986	1988	1989				1990	
		AUG.	APRIL	SEPT.	JULY	MARCH	MAY	JUNE	DEC.	JUNE	DEC.
Dichlorodifluoromethane (Freon 12)	1000	<1.0	<1.0	<1.0	P/NP	P/NP	P/NP	P/NP	P/NP	P/NP	P/NP
Trichlorofluoromethane (Freon 11)	3490	<1.0	<1.0	<1.0	<1.0	<1.0	<1.0	<1.0	<1.0	<1.0	<1.0
1,1-Dichloroethane	850	<1.0	<1.0	<1.0	<1.0	<1.0	<1.0	<1.0	<1.0	<1.0	<1.0
trans-1,2-Dichloroethene	100	<1.0	<1.0	<1.0	<1.0	<1.0	<1.0	<1.0	<1.0	<1.0	<1.0
Chloroform	6	<1.0	<1.0	<1.0	<1.0	<1.0	<1.0	<1.0	<1.0	<1.0	<1.0
1,1,1-Trichloroethane	200	230	<1.0	<1.0	4.0	9.0	9.0	9.0	12	16	16
Trichloroethene	5	3.0	<1.0	<1.0	<1.0	11	4.0	2.0	7.0	<1.0	10
Tetrachloroethene	5	<1.0	<1.0	<1.0	<1.0	<1.0	BQL	<1.0	<1.0	<1.0	<1.0
Benzene	5	<1.0	<1.0	<1.0	<1.0	<1.0	<1.0	<1.0	<1.0	<1.0	<1.0
1,1-Dichloroethene	7	2.0	<1.0	<1.0	<1.0	<1.0	1.0	<1.0	<1.0	<1.0	<1.0
cis-1,2-Dichloroethene	70	NA	NA	NA	NA	NA	NA	NA	NA	NA	NA
1,2-Dichloroethane	5	<1.0	<1.0	<1.0	<1.0	<1.0	<1.0	<1.0	<1.0	<1.0	<1.0
1,1,2-Trichloroethane	5	<1.0	<1.0	<1.0	<1.0	<1.0	<1.0	<1.0	<1.0	<1.0	4.0
Vinyl Chloride	0.2	<1.0	<1.0	<1.0	P/NP	P/NP	P/NP	P/NP	P/NP	P/NP	P/NP
Chloroethane	400	<1.0	<1.0	<1.0	P/NP	P/NP	P/NP	P/NP	P/NP	P/NP	P/NP
Chloromethane	30	<2.0	<2.0	<2.0	<2.0	<2.0	<2.0	<2.0	<2.0	<2.0	<2.0

PARAMETER	Enforcement Standard	1991	1992				
		OCT.	JUNE	AUG.	SEPT.	OCT.	DEC.
Dichlorodifluoromethane (Freon 12)	1000	<2.0	<5.0	<5.0	5.6	<5.0	<5.0
Trichlorofluoromethane (Freon 11)	3490	<1.0	<1.0	<1.0	<1.0	<1.0	<1.0
1,1-Dichloroethane	850	<1.0	<0.50	<0.50	<0.50	<0.50	<0.50
trans-1,2-Dichloroethene	100	<1.0	<0.60	<0.60	<0.60	<0.60	<0.60
Chloroform	6	<1.0	<0.20	<0.20	<0.20	<0.20	<0.20
1,1,1-Trichloroethane	200	9.0	9.6	5.8	15	12	11
Trichloroethene	5	8.0	8.7	8.9	11	11	10
Tetrachloroethene	5	<1.0	<1.0	0.54	0.54	1.9	0.5
Benzene	5	<1.0	<0.30	<0.30	<0.30	<0.30	<0.30
1,1-Dichloroethene	7	<1.0	1.5	<0.20	1.0	1.6	<0.20
cis-1,2-Dichloroethene	70	NA	<0.20	<0.20	<0.20	<0.20	<0.20
1,2-Dichloroethane	5	<1.0	<0.30	<0.30	<0.30	0.68	<0.30
1,1,2-Trichloroethane	5	<1.0	<1.0	<0.30	<0.30	<0.30	<0.30
Vinyl Chloride	0.2	<2.0	<1.0	<1.0	<1.0	<1.0	<1.0
Chloroethane	400	<2.0	<1.0	<1.0	<1.0	<1.0	<1.0
Chloromethane	30	<2.0	<2.0	<2.0	<2.0	<2.0	<2.0

D- Quantified on sample dilution.

B- Parameter was detected in the method blank.

NA- Not Analyzed

BDL- Below the Detection Limit

** Sample was received with air bubbles in both sample bottles.

* Two compounds saturated. Sample was not diluted further.

Dilutions were performed using EPA SW846 method 8260.

P/NP- Present/Not Present

J- Result is less than the LOQ but greater than the LOD

¹ Duplicate

NS- Not Sampled

Indicates Detection

MW-4 (cont.)

PARAMETER	Enforcement Standard	1993					1994				
		FEB.	MARCH	JUNE	SEPT.	DEC.	MARCH	JUNE	SEPT.	DEC.	
Dichlorodifluoromethane (Freon 12)	1000	<5.0	<5.0	<5.0	<5.0	<5.0	<5.0	<5.0	<5.0	<5.0	
Trichlorofluoromethane (Freon 11)	3490	<1.0	<1.0	<1.0	<1.0	1.2	<1.0	<1.0	<1.0	<1.0	
1,1-Dichloroethane	850	<0.50	<0.50	<0.50	<0.50	<0.50	<0.50	<0.50	<0.50	<0.50	
trans-1,2-Dichloroethene	100	<0.60	<0.60	<0.60	<0.60	<0.60	<0.60	<0.60	<0.60	<0.60	
Chloroform	6	<0.20	<0.20	<0.20	<0.20	<0.20	<0.20	<0.20	<0.20	<0.20	
1,1,1-Trichloroethane	200	11	9.1	12	6.7	8.3	5.1	5.0	6.2	3.9	
Trichloroethene	5	8.7	7.6	11	9.4	8.6	6.4	4.5	5.9	4.0	
Tetrachloroethene	5	<0.40	<0.40	0.50	0.60	0.54	0.59	<0.40	<0.40	<0.40	
Benzene	5	<0.30	<0.30	<0.30	<0.30	<0.30	<0.30	<0.30	<0.30	<0.30	
1,1-Dichloroethene	7	<0.20	<0.20	0.57	<0.20	0.88	<0.20	<0.20	<0.20	0.32	
cis-1,2-Dichloroethene	70	<0.20	<0.20	<0.20	<0.20	<0.20	<0.20	<0.20	<0.20	<0.20	
1,2-Dichloroethane	5	<0.30	<0.30	<0.30	<0.30	<0.30	<0.30	<0.30	<0.30	<0.30	
1,1,2-Trichloroethane	5	<0.30	<0.30	<0.30	<0.30	<0.30	<0.30	<0.30	<0.30	<0.30	
Vinyl Chloride	0.2	<1.0	<1.0	<1.0	<1.0	<1.0	<1.0	<1.0	<1.0	<1.0	
Chloroethane	400	<1.0	<1.0	<1.0	<1.0	<1.0	<1.0	<1.0	<1.0	<1.0	
Chloromethane	30	<2.0	<2.0	<2.0	<2.0	<2.0	<2.0	<2.0	<2.0	<2.0	

PARAMETER	Enforcement Standard	1995				1996			
		MARCH	JUNE	SEPT.	DEC.	MARCH	JUNE	SEPT.	DEC.
Dichlorodifluoromethane (Freon 12)	1000	<5.0	<5.0	<5.0	<2.0	<2.0	<2.0	<2.0	<2.0
Trichlorofluoromethane (Freon 11)	3490	<1.0	<1.0	<1.0	<1.0	<1.0	<1.0	<1.0	<1.0
1,1-Dichloroethane	850	<0.50	<0.50	<0.50	<0.30	<0.30	<0.30	<0.30	<0.30
trans-1,2-Dichloroethene	100	<0.60	<0.60	<0.60	<0.30	<0.30	<0.30	<0.30	<0.30
Chloroform	6	<0.20	<0.20	<0.20	<0.30	<0.30	<0.30	<0.30	<0.30
1,1,1-Trichloroethane	200	7.1	4.7	2.8	3.4	2.9	5.1	3.6	5.3
Trichloroethene	5	6.8	5.3	2.9	4.1	3.3	4.9	4.1	5.5
Tetrachloroethene	5	0.62	<0.40	0.50	0.45	<0.40	J ^{0.27}	<0.40	0.91
Benzene	5	<0.30	<0.30	<0.30	<0.30	<0.30	<0.30	<0.30	<0.30
1,1-Dichloroethene	7	0.81	B ¹²	<0.20	0.87	<0.20	<0.20	<0.20	1.1
cis-1,2-Dichloroethene	70	<0.20	<0.20	<0.20	<0.30	<0.30	<0.30	<0.30	<0.30
1,2-Dichloroethane	5	<0.30	<0.30	<0.30	<0.50	<0.50	<0.50	<0.50	<0.50
1,1,2-Trichloroethane	5	<0.30	<0.30	<0.30	<0.30	<0.30	<0.30	<0.30	<0.30
Vinyl Chloride	0.2	<1.0	<1.0	<1.0	<1.0	<1.0	<1.0	<1.0	<1.0
Chloroethane	400	<1.0	<1.0	<1.0	<1.0	<1.0	<1.0	<1.0	<1.0
Chloromethane	30	<2.0	<2.0	<2.0	<2.0	<2.0	<2.0	<2.0	<2.0
o-Xylene	2000	<0.30	<0.30	<0.30	<0.40	<0.40	<0.40	<0.40	J ^{0.37}

D- Quantified on sample dilution.

B- Parameter was detected in the method blank.

NA- Not Analyzed

BDL- Below the Detection Limit

** Sample was received with air bubbles in both sample bottles.

* Two compounds saturated. Sample was not diluted further.

Dilutions were performed using EPA SW846 method 8260.

P/NP- Present/Not Present

J- Result is less than the LOQ but greater than the LOD

¹ Duplicate

NS- Not Sampled

Indicates Detection

MW-4 (cont.)

PARAMETER	Enforcement Standard	1997				1998			
		MARCH	JUNE	SEPT.	NOV.	MARCH	JUNE	SEPT.	DEC.
Dichlorodifluoromethane (Freon 12)	1000	J ^{0.81}	<2.0	<2.0	<2.0	<2.0	<2.0	<2.0	<2.0
Trichlorofluoromethane (Freon 11)	3490	<1.0	<1.0	<1.0	<1.0	<1.0	<1.0	<1.0	<1.0
1,1-Dichloroethane	850	<0.30	<0.30	<0.30	<0.30	<0.30	<0.30	<0.30	<0.30
trans-1,2-Dichloroethene	100	<0.30	<0.30	<0.30	<0.30	<0.30	<0.30	<0.30	<0.30
Chloroform	6	<0.30	<0.30	<0.30	<0.30	<0.30	<0.30	<0.30	<0.30
1,1,1-Trichloroethane	200	2.0	2.2	2.9	4.6	1.6	2.7	1.5	1.1
Trichloroethene	5	2.6	0.30	3.1	4.0	2.3	3.7	2.0	2.1
Tetrachloroethene	5	<0.40	<0.40	<0.40	<0.40	<0.40	<0.40	<0.40	<0.40
Benzene	5	<0.30	<0.30	<0.30	<0.30	<0.30	<0.30	<0.30	<0.30
1,1-Dichloroethene	7	<0.20	0.27	<0.20	J ^{0.17}	<0.20	<0.20	<0.20	<0.20
cis-1,2-Dichloroethene	70	<0.30	<0.30	<0.30	<0.30	<0.30	<0.30	<0.30	<0.30
1,2-Dichloroethane	5	<0.50	<0.50	<0.50	<0.50	<0.50	<0.50	<0.50	<0.50
1,1,2-Trichloroethane	5	<0.30	<0.30	<0.30	<0.30	<0.30	<0.30	<0.30	<0.30
Vinyl Chloride	0.2	<1.0	<1.0	<1.0	<1.0	<1.0	<1.0	<1.0	<1.0
Chloroethane	400	<1.0	<1.0	<1.0	<1.0	<1.0	<1.0	<1.0	<1.0
Chloromethane	30	<2.0	<2.0	<2.0	<2.0	<2.0	<2.0	<2.0	<2.0

PARAMETER	Enforcement Standard	1999				2000			
		MARCH	JUNE	SEPT.	DEC.	MARCH	JUNE	SEPT.	DEC.
Dichlorodifluoromethane (Freon 12)	1000	<2.0	<2.0	<2.0	<2.0	<0.14	<0.14	<0.14	Not enough water to collect sample.
Trichlorofluoromethane (Freon 11)	3490	<1.0	<1.0	<1.0	<1.0	<0.51	<0.51	<0.51	
1,1-Dichloroethane	850	<0.30	<0.30	<0.30	<0.30	<0.26	<0.26	<0.26	
trans-1,2-Dichloroethene	100	<0.30	<0.30	<0.30	<0.30	<0.11	<0.11	<0.11	
Chloroform	6	<0.30	<0.30	<0.30	<0.30	<0.18	<0.18	<0.18	
1,1,1-Trichloroethane	200	2.2	2.7	2.3	2.9	2.2	0.92	1.2	
Trichloroethene	5	2.6	3.2	2.8	2.9	2.3	1.1	2.6	
Tetrachloroethene	5	<0.40	<0.40	<0.40	<0.40	<0.13	<0.13	<0.13	
Benzene	5	<0.30	<0.30	<0.30	<0.30	<0.15	<0.15	<0.15	
1,1-Dichloroethene	7	J ^{0.18}	<0.20	<0.20	<0.20	<0.10	J ^{0.14}	<0.10	
cis-1,2-Dichloroethene	70	<0.30	<0.30	<0.30	<0.30	<0.12	<0.12	<0.12	
1,2-Dichloroethane	5	<0.50	<0.50	<0.50	<0.50	<0.27	<0.27	<0.27	
1,1,2-Trichloroethane	5	<0.30	<0.30	<0.30	<0.30	<0.18	<0.18	<0.18	
Vinyl Chloride	0.2	<1.0	<1.0	<1.0	<1.0	<0.11	<0.11	<0.11	
Chloroethane	400	<1.0	<1.0	<1.0	<1.0	<0.24	<0.24	<0.24	
Chloromethane	30	J ^{0.33}	<2.0	J ^{0.61}	<2.0	<0.090	<0.090	<0.090	
Methylene Chloride	5	<5.0	<5.0	<5.0	<5.0	<0.45	<0.45	J ^{0.55}	

D- Quantified on sample dilution.

B- Parameter was detected in the method blank.

NA- Not Analyzed

BDL- Below the Detection Limit

** Sample was received with air bubbles in both sample bottles.

* Two compounds saturated. Sample was not diluted further.

Dilutions were performed using EPA SW846 method 8260.

P/NP- Present/Not Present

J- Result is less than the LOQ but greater than the LOD

¹ Duplicate

NS- Not Sampled

Indicates Detection

MW-4 (cont.)

PARAMETER	Enforcement Standard	2001				2002			
		MARCH	JUNE	SEPT.	DEC.	MARCH	JUNE	SEPT.	JAN.'03
Dichlorodifluoromethane (Freon 12)	1000		<0.14	<0.14	<0.14	<0.14	<0.14	<0.14	<0.14
Trichlorofluoromethane (Freon 11)	3490		<0.51	<0.51	<0.51	<0.51	<0.51	<0.51	<0.51
1,1-Dichloroethane	850		<0.26	<0.26	<0.26	<0.26	<0.26	<0.26	<0.26
trans-1,2-Dichloroethene	100		<0.11	<0.11	<0.11	<0.11	<0.11	<0.11	<0.11
Chloroform	6	Not enough water to collect sample.	<0.18	<0.18	<0.18	<0.18	<0.18	<0.18	<0.18
1,1,1-Trichloroethane	200		1.4	1.7	1.2	1.7	1.9	1.4	1.1
Trichloroethene	5		1.7	2.2	1.8	1.8	2.0	1.6	<0.14
Tetrachloroethene	5		J ^{0.16}	J ^{0.16}	<0.13	<0.13	<0.13	<0.13	<0.13
Benzene	5		<0.15	<0.15	<0.15	<0.15	<0.15	<0.15	<0.15
1,1-Dichloroethene	7		<0.10	<0.10	<0.10	<0.10	0.21	<0.10	<0.10
cis-1,2-Dichloroethene	70		<0.12	<0.12	<0.12	<0.12	<0.12	<0.12	<0.12
1,2-Dichloroethane	5		<0.27	<0.27	<0.27	<0.27	<0.27	<0.27	<0.27
1,1,1,2-Trichloroethane	5		<0.18	<0.18	<0.18	<0.18	<0.18	<0.18	<0.18
Vinyl Chloride	0.2		<0.11	<0.11	<0.11	<0.11	<0.11	<0.11	<0.11
Chloroethane	400		<0.24	<0.24	<0.24	<0.24	<0.24	<0.24	<0.24
Chloromethane	30		<0.090	<0.090	<0.090	<0.090	<0.090	<0.090	<0.090
1,2-Dichloropropane	5		<0.15	<0.15	<0.15	<0.15	<0.15	<0.15	1.4

PARAMETER	Enforcement Standard	2003				2004			
		MARCH	JULY	SEPT.	JAN. '04	MARCH	JUNE	SEPT.	DEC.
Dichlorodifluoromethane (Freon 12)	1000	<0.14	<0.14	<0.14	<0.14	<0.93	<2.0	<0.40	5.4
Trichlorofluoromethane (Freon 11)	3490	<0.51	<0.51	<0.51	<0.51	<0.11	<1.0	<0.50	<0.50
1,1-Dichloroethane	850	<0.26	<0.26	<0.26	<0.26	<0.063	<0.50	<0.50	<0.50
trans-1,2-Dichloroethene	100	<0.11	<0.11	<0.11	<0.11	<0.11	<0.50	<0.50	<0.50
Chloroform	6	<0.18	<0.18	<0.18	<0.18	<0.054	<0.50	<0.25	<0.25
1,1,1-Trichloroethane	200	1.5	1.3	1.8	1.2	<0.086	2.0	1.6	J ^{1.4}
Trichloroethene	5	2.5	2.5	3.2	2.2	1.9	2.5	2.0	1.8
Tetrachloroethene	5	<0.13	J ^{0.18}	J ^{0.24}	J ^{0.15}	<0.18	J ^{0.18}	<0.40	<0.40
Benzene	5	<0.15	<0.15	<0.15	<0.15	<0.061	<0.50	<0.40	<0.40
1,1-Dichloroethene	7	<0.10	<0.10	<0.10	<0.10	<0.14	<0.50	<0.30	<0.30
cis-1,2-Dichloroethene	70	<0.12	<0.12	<0.12	<0.12	<0.039	<0.50	<0.25	<0.25
1,2-Dichloroethane	5	<0.27	<0.27	<0.27	<0.27	<0.053	<0.50	<0.40	<0.40
1,1,1,2-Trichloroethane	5	<0.18	<0.18	<0.18	<0.18	<0.12	<0.50	<0.40	<0.40
Vinyl Chloride	0.2	<0.11	<0.11	<0.11	<0.11	<0.13	<0.50	<0.12	<0.12
Chloroethane	400	<0.24	<0.24	<0.24	<0.24	<0.11	<1.0	<0.50	<0.50
Chloromethane	30	<0.090	<0.090	J ^{0.094}	<0.090	<0.15	<1.0	<0.30	<0.30
1,2-Dichloropropane	5	<0.15	<0.15	<0.15	<0.15	<0.092	<0.50	<0.23	<0.23

D- Quantified on sample dilution.

B- Parameter was detected in the method blank.

NA- Not Analyzed

BDL- Below the Detection Limit

** Sample was received with air bubbles in both sample bottles.

* Two compounds saturated. Sample was not diluted further.

Dilutions were performed using EPA SW846 method 8260.

P/NP- Present/Not Present

J- Result is less than the LOQ but greater than the LOD

¹ Duplicate

NS- Not Sampled

Indicates Detection

MW-4 (cont.)

PARAMETER	Enforcement Standard	2005				2006			
		MARCH	MAY	SEPT.	DEC.	MARCH	JUNE	SEPT.	NOV.
Dichlorodifluoromethane (Freon 12)	1000	<0.60	<0.60	Not enough water to collect sample.	<0.60	<0.60	<0.29	<0.29	<0.29
Trichlorofluoromethane (Freon 11)	3490	<0.50	<0.50		<0.50	<0.50	<0.70	<0.70	<0.70
1,1-Dichloroethane	850	<0.50	<0.50		<0.50	<0.50	<0.40	<0.40	<0.40
trans-1,2-Dichloroethene	100	<0.60	<0.60		<0.60	<0.60	<0.40	<0.40	<0.40
Chloroform	6	<0.50	<0.50		<0.50	<0.50	<0.50	<0.50	<0.50
1,1,1-Trichloroethane	200	J ^{1.3}	J ^{1.0}		J ^{0.88}	J ^{0.61}	J ^{0.81}	<0.50	J ^{0.73}
Trichloroethene	5	2.2	1.9		1.8	1.2	1.5	1.3	1.6
Tetrachloroethene	5	<0.40	<0.40		<0.40	<0.40	<0.29	<0.29	<0.29
Benzene	5	<0.40	<0.40		<0.40	<0.40	<0.40	<0.40	<0.40
1,1-Dichloroethene	7	<0.50	<0.50		<0.50	<0.50	<0.30	<0.30	<0.30
cis-1,2-Dichloroethene	70	<0.60	<0.60		<0.60	<0.60	<0.40	<0.40	<0.40
1,2-Dichloroethane	5	<0.50	<0.50		<0.50	<0.50	<0.50	<0.50	<0.50
1,1,2-Trichloroethane	5	<0.40	<0.40		<0.40	<0.40	<0.50	<0.50	<0.50
Vinyl Chloride	0.2	<0.12	<0.12		<0.12	<0.12	<0.15	<0.15	<0.15
Chloroethane	400	<0.70	<0.70		<0.70	<0.70	<0.60	<0.60	<0.60
Chloromethane	30	<0.24	<0.24		<0.24	<0.24	<0.30	<0.30	<0.30
1,2-Dichloropropane	5	<0.50	<0.50	<0.50	<0.50	<0.50	<0.50	<0.50	

PARAMETER	Enforcement Standard	2007				2008			
		MARCH	JUNE	SEPT.	DEC.	MARCH	JUNE	SEPT.	DEC.
Dichlorodifluoromethane (Freon 12)	1000	Not enough water to collect sample.	Not enough water to collect sample.	Not enough water to collect sample.	Not enough water to collect sample.	Not enough water to collect sample.	Not enough water to collect sample.	Not enough water to collect sample.	Not enough water to collect sample.
Trichlorofluoromethane (Freon 11)	3490								
1,1-Dichloroethane	850								
trans-1,2-Dichloroethene	100								
Chloroform	6								
1,1,1-Trichloroethane	200								
Trichloroethene	5								
Tetrachloroethene	5								
Benzene	5								
1,1-Dichloroethene	7								
cis-1,2-Dichloroethene	70								
1,2-Dichloroethane	5								
1,1,2-Trichloroethane	5								
Vinyl Chloride	0.2								
Chloroethane	400								
Chloromethane	30								
1,2-Dichloropropane	5								

D- Quantified on sample dilution.

B- Parameter was detected in the method blank.

NA- Not Analyzed

BDL- Below the Detection Limit

** Sample was received with air bubbles in both sample bottles.

* Two compounds saturated. Sample was not diluted further.

Dilutions were performed using EPA SW846 method 8260.

P/NP- Present/Not Present

J- Result is less than the LOQ but greater than the LOD

¹ Duplicate

NS- Not Sampled

Indicates Detection

MW-4 (cont.)

PARAMETER	Enforcement Standard	2009				2010				2011	
		MARCH	JUNE	SEPT.	DEC.	MARCH	JUNE	SEPT.	DEC.	OCT	DEC
Dichlorodifluoromethane (Freon 12)	1000	Not enough water to collect sample.				Not enough water to collect sample.				<0.23	<0.23
Trichlorofluoromethane (Freon 11)	3490									<0.30	<0.30
1,1-Dichloroethane	850									<0.23	<0.23
trans-1,2-Dichloroethene	100									<0.21	<0.21
Chloroform	6									<0.34	<0.34
1,1,1-Trichloroethane	200									<0.26	<0.26
Trichloroethene	5									J ^{0.65}	J ^{0.65}
Tetrachloroethene	5									<0.26	<0.26
Benzene	5									<0.36	<0.36
1,1-Dichloroethene	7									<0.47	<0.47
cis-1,2-Dichloroethene	70									<0.37	<0.37
1,2-Dichloroethane	5									<0.23	<0.23
1,1,2-Trichloroethane	5									<0.38	<0.38
Vinyl Chloride	0.2									<0.17	<0.17
Chloroethane	400									<0.32	<0.32
Chloromethane	30									<0.36	<0.36
1,2-Dichloropropane	5									<0.41	<0.41

PARAMETER	Enforcement Standard	2012			2013		2014		2015	
		MARCH	JUNE	DEC	JUNE	DEC	JUNE	DEC.	JUNE	DEC.
Dichlorodifluoromethane (Freon 12)	1000	<0.25	<0.20	Not enough water to collect sample.	Not enough water to collect sample.	<0.40	<0.20	<0.50	<0.49	<0.49
Trichlorofluoromethane (Freon 11)	3490	<0.30	<0.13			<0.13	<0.22	<0.22	<0.18	<0.18
1,1-Dichloroethane	850	<0.47	<0.11			<0.50	<0.16	<0.16	<0.22	<0.22
trans-1,2-Dichloroethene	100	<0.21	<0.14			<0.24	<0.23	<0.23	<0.21	<0.21
Chloroform	6	<0.34	<0.10			<0.27	<0.16	<0.16	<0.27	<0.27
1,1,1-Trichloroethane	200	J ^{0.28}	J ^{0.25}			<0.50	<0.26	J ^{0.47}	<0.20	<0.20
Trichloroethene	5	J ^{0.76}	J ^{0.79}			0.54	0.74	0.74	0.78	0.55
Tetrachloroethene	5	<0.26	<0.13			<0.29	<0.16	<0.16	<0.19	<0.19
Benzene	5	<0.36	<0.053			<0.24	<0.15	<0.15	<0.21	<0.21
1,1-Dichloroethene	7	<0.47	<0.19			<0.24	<0.20	<0.20	<0.22	<0.22
cis-1,2-Dichloroethene	70	<0.37	<0.085			<0.23	<0.13	<0.13	<0.25	<0.25
1,2-Dichloroethane	5	<0.23	<0.37			<0.22	<0.13	<0.13	<0.17	<0.17
1,1,2-Trichloroethane	5	<0.38	<0.015			<0.16	<0.13	<0.13	<0.24	<0.24
Vinyl Chloride	0.2	<0.17	<0.16			<0.14	<0.20	<0.20	<0.15	<0.15
Chloroethane	400	<0.32	<0.22			<0.50	<0.24	<0.24	<0.34	<0.34
Chloromethane	30	<0.36	<0.41			<2.0	<0.34	<0.34	<0.64	<0.64
1,2-Dichloropropane	5	<0.41	<0.27			<0.20	<0.14	<0.14	<0.42	<0.42

D- Quantified on sample dilution.

B- Parameter was detected in the method blank.

NA- Not Analyzed

BDL- Below the Detection Limit

** Sample was received with air bubbles in both sample bottles.

* Two compounds saturated. Sample was not diluted further.

Dilutions were performed using EPA SW846 method 8260.

P/NP- Present/Not Present

J- Result is less than the LOQ but greater than the LOD

¹ Duplicate

NS- Not Sampled

Indicates Detection

MW-4 (cont.)

PARAMETER	Enforcement Standard	2016		2017		2018	
		JUNE	DEC.	JUNE	DEC.	JUNE	DEC.
Dichlorodifluoromethane (Freon 12)	1000	<0.075	<0.23	<0.23	<0.22	<0.23	<0.23
Trichlorofluoromethane (Freon 11)	3490	<0.055	<0.33	<0.33	<0.18	<0.23	<0.23
1,1-Dichloroethane	850	<0.055	<0.17	<0.17	<0.24	<0.17	<0.17
trans-1,2-Dichloroethene	100	<0.15	<0.16	<0.16	<0.26	<0.12	<0.24
Chloroform	6	<0.21	<0.21	<0.21	<2.5	<0.45	<0.45
1,1,1-Trichloroethane	200	<0.057	<0.17	<0.17	<0.50	<0.14	<0.18
Trichloroethene	5	0.65	0.68	0.62	J ^{0.52}	0.81	0.51
Tetrachloroethene	5	<0.13	<0.25	<0.25	<0.50	<0.17	<0.17
Benzene	5	<0.042	<0.16	<0.16	<0.50	<0.10	<0.10
1,1-Dichloroethene	7	<0.069	<0.28	<0.28	<0.41	<0.16	<0.16
cis-1,2-Dichloroethene	70	<0.12	<0.12	<0.12	<0.26	<0.15	<0.15
1,2-Dichloroethane	5	J ^{0.08}	<0.17	<0.17	<0.17	<0.22	<0.22
1,1,2-Trichloroethane	5	<0.064	<0.15	<0.15	<0.20	<0.18	<0.18
Vinyl Chloride	0.2	<0.084	<0.069	<0.069	<0.18	<0.092	<0.092
Chloroethane	400	<0.12	<0.34	<0.34	<0.37	<0.49	<0.49
Chloromethane	30	<0.080	<0.25	<0.25	<0.50	<0.16	<0.16
1,2-Dichloropropane	5	<0.066	<0.22	<0.22	<0.23	<0.16	<0.16

D- Quantified on sample dilution.

B- Parameter was detected in the method blank.

NA- Not Analyzed

BDL- Below the Detection Limit

** Sample was received with air bubbles in both sample bottles.

* Two compounds saturated. Sample was not diluted further.

Dilutions were performed using EPA SW846 method 8260.

P/NP- Present/Not Present

J- Result is less than the LOQ but greater than the LOD

¹ Duplicate

NS- Not Sampled

Indicates Detection

MW-5S

PARAMETER	Enforcement Standard	1984	1985	1986	1988	1989				
		AUG.	APRIL	SEPT.	JULY	MARCH	APRIL	JUNE	SEPT.	DEC.
Dichlorodifluoromethane (Freon 12)	1000	<1.0	<1.0	<1.0	P/NP	P/NP	P/NP	P/NP	P/NP	P/NP
Trichlorofluoromethane (Freon 11)	3490	<1.0	<1.0	<1.0	<1.0	<1.0	<1.0	<1.0	<1.0	<1.0
1,1-Dichloroethane	850	<1.0	<1.0	10	12	240	17	18	22	100
trans-1,2-Dichloroethene	100	<1.0	22	<1.0	4.0	39	4.0	6.0	3.0	<1.0
Chloroform	6	6.0	<1.0	<1.0	<1.0	<1.0	<1.0	<1.0	<1.0	<1.0
1,1,1-Trichloroethane	200	2.0	340	240	240	700	140	100	120	430
Trichloroethene	5	2.0	500	150	50	1200	160	98	108	580
Tetrachloroethene	5	<1.0	<1.0	<1.0	<1.0	<1.0	<1.0	1.0	1.0	1.0
Benzene	5	35	<1.0	<1.0	<1.0	<1.0	<1.0	<1.0	<1.0	<1.0
1,1-Dichloroethene	7	<1.0	230	9.0	<1.0	66	11	5.0	7.0	45
cis-1,2-Dichloroethene	70	NA	NA	NA	NA	NA	NA	NA	NA	NA
1,2-Dichloroethane	5	<1.0	<1.0	<1.0	<1.0	5.0	<1.0	1.0	<1.0	6.0
1,1,2-Trichloroethane	5	<1.0	<1.0	<1.0	<1.0	1.0	<1.0	<1.0	<1.0	<1.0
Vinyl Chloride	0.2	<1.0	<1.0	<1.0	P/NP	P/NP	P/NP	P/NP	P/NP	P/NP
Chloroethane	400	<1.0	<1.0	<1.0	P/NP	P/NP	P/NP	P/NP	P/NP	P/NP
Chloromethane	30	<2.0	<2.0	<2.0	<2.0	<2.0	<2.0	<2.0	<2.0	<2.0

PARAMETER	Enforcement Standard	1990			1991	
		MARCH	JUNE	DEC.	MARCH	OCT.
Dichlorodifluoromethane (Freon 12)	1000	P/NP	P/NP	P/NP	P/NP	<10.0
Trichlorofluoromethane (Freon 11)	3490	<1.0	<1.0	ND	ND	<5.0
1,1-Dichloroethane	850	14	20	38	11	54
trans-1,2-Dichloroethene	100	<1.0	<1.0	ND	ND	<5.0
Chloroform	6	<1.0	<1.0	ND	ND	<5.0
1,1,1-Trichloroethane	200	59	150	210	25	210
Trichloroethene	5	67	230	ND	ND	780
Tetrachloroethene	5	<1.0	1.0	230	1.0	<5.0
Benzene	5	<1.0	<1.0	4.0	ND	<5.0
1,1-Dichloroethene	7	7.0	4.0	ND	12	14
cis-1,2-Dichloroethene	70	NA	NA	NA	NA	NA
1,2-Dichloroethane	5	<1.0	<1.0	ND	ND	<5.0
1,1,2-Trichloroethane	5	<1.0	<1.0	ND	ND	<5.0
Vinyl Chloride	0.2	P/NP	P/NP	P/NP	P/NP	<10.0
Chloroethane	400	P/NP	P/NP	P/NP	P/NP	<10.0
Chloromethane	30	<2.0	<2.0	<2.0	<2.0	<2.0

D- Quantified on sample dilution.

B- Parameter was detected in the method blank.

NA- Not Analyzed

BDL- Below the Detection Limit

** Sample was received with air bubbles in both sample bottles.

* Two compounds saturated. Sample was not diluted further.

Dilutions were performed using EPA SW846 method 8260.

P/NP- Present/Not Present

J- Result is less than the LOQ but greater than the LOD

¹ Duplicate

NS- Not Sampled

Indicates Detection

MW-5S (cont.)

PARAMETER	Enforcement Standard	1992						1993				
		JAN.	FEB.	JUNE	SEPT.	DEC.	DEC. ¹	FEB.	MARCH	JUNE	SEPT.	DEC.
Dichlorodifluoromethane (Freon 12)	1000	4.0	<4.0	<5.0	<5.0	<5.0	<5.0	<5.0	<5.0	<5.0	<5.0	<5.0
Trichlorofluoromethane (Freon 11)	3490	8.0	<4.0	<1.0	<1.0	<1.0	<1.0	<1.0	<1.0	<1.0	<1.0	<1.0
1,1-Dichloroethane	850	13	8.0	23	33	2.4	<0.5	3.6	20	6.8	1.4	19
trans-1,2-Dichloroethene	100	<1.0	<2.0	<0.6	<1.0	<0.60	<0.60	<0.60	<0.60	<0.60	<0.60	<0.60
Chloroform	6	3.0	<2.0	<0.20	<0.20	<0.20	8.7	<0.20	<0.20	<0.20	<0.20	<0.20
1,1,1-Trichloroethane	200	40	28	40	44	10	<0.20	16	52	35	64	60
Trichloroethene	5	58	54	80	D ⁷⁸⁰	43	<0.40	30	99	39	150	97
Tetrachloroethene	5	<1.0	<2.0	1.6	<0.40	<0.40	<0.40	<0.40	<0.40	<0.40	1.1	0.95
Benzene	5	<1.0	<2.0	<0.30	<0.20	<0.30	37	<0.30	<0.30	<0.30	<0.30	<0.30
1,1-Dichloroethene	7	4.0	3.0	6.3	7.5	<0.20	1.5	2.5	8.3	3.1	9.1	9.1
cis-1,2-Dichloroethene	70	NA	ND	6.6	8.7	<0.20	<0.20	2.1	7.4	<0.20	13	12
1,2-Dichloroethane	5	<1.0	<2.0	<0.30	<0.30	<0.30	<0.30	<0.30	0.37	<0.30	0.32	1.2
1,1,2-Trichloroethane	5	<1.0	<2.0	<1.0	<0.40	<0.30	<0.30	<0.30	<0.30	<0.30	<0.30	<0.30
Vinyl Chloride	0.2	<2.0	<4.0	<1.0	<0.30	<1.0	<1.0	<1.0	<1.0	<1.0	<1.0	<1.0
Chloroethane	400	<2.0	<4.0	<1.0	<0.40	<1.0	<1.0	<1.0	<1.0	<1.0	<1.0	<1.0
Chloromethane	30	<2.0	<2.0	<2.0	<2.0	<2.0	<2.0	<2.0	<2.0	<2.0	<2.0	<2.0

PARAMETER	Enforcement Standard	1994				1995			
		MARCH	JUNE	SEPT.	DEC.	MARCH	JUNE	SEPT.	DEC.
Dichlorodifluoromethane (Freon 12)	1000	<5.0	<5.0	<5.0	<5.0	<5.0	<5.0	<5.0	<2.0
Trichlorofluoromethane (Freon 11)	3490	<1.0	<1.0	<1.0	<1.0	<1.0	<1.0	<1.0	<1.0
1,1-Dichloroethane	850	19	26	4.8	<0.50	7.8	9.6	12	18
trans-1,2-Dichloroethene	100	<0.60	<0.60	<0.60	<0.60	<0.60	<0.60	<0.60	<0.30
Chloroform	6	<0.20	<0.20	<0.20	<0.20	<0.20	<0.20	<0.20	<0.30
1,1,1-Trichloroethane	200	43	40	17	1.2	20	15	14	16
Trichloroethene	5	130	130	36	<0.40	65	44	80	D ⁶⁸
Tetrachloroethene	5	1.3	<0.40	<0.40	<0.40	0.94	0.59	0.90	0.47
Benzene	5	<0.30	<0.30	<0.30	<0.30	<0.30	<0.30	<0.30	<0.30
1,1-Dichloroethene	7	9.4	6.4	0.84	<0.20	7.2	3.2	2.8	5.4
cis-1,2-Dichloroethene	70	7.1	6.6	2.5	<0.20	4.1	3.0	3.7	5.1
1,2-Dichloroethane	5	<0.30	<0.30	<0.30	<0.30	<0.30	<0.30	<0.30	<0.50
1,1,2-Trichloroethane	5	<0.30	<0.30	<0.30	<0.30	<0.30	<0.30	<0.30	<0.30
Vinyl Chloride	0.2	<1.0	<1.0	<1.0	<1.0	<1.0	<1.0	<1.0	<1.0
Chloroethane	400	<1.0	<1.0	<1.0	<1.0	<1.0	<1.0	<1.0	<1.0
Chloromethane	30	<2.0	<2.0	<2.0	<2.0	<2.0	<2.0	<2.0	BJ ^{0.31}

D- Quantified on sample dilution.

B- Parameter was detected in the method blank.

NA- Not Analyzed

BDL- Below the Detection Limit

** Sample was received with air bubbles in both sample bottles.

* Two compounds saturated. Sample was not diluted further.

Dilutions were performed using EPA SW846 method 8260.

P/NP- Present/Not Present

J- Result is less than the LOQ but greater than the LOD

¹ Duplicate

NS- Not Sampled

Indicates Detection

MW-5S (cont.)

PARAMETER	Enforcement Standard	1996				1997			
		MARCH	JUNE	SEPT.	DEC.	MARCH	JUNE	SEPT.	NOV.
Dichlorodifluoromethane (Freon 12)	1000	<2.0	<2.0	<2.0	<2.0	<2.0	<2.0	<2.0	<2.0
Trichlorofluoromethane (Freon 11)	3490	<1.0	<1.0	<1.0	<1.0	<1.0	<1.0	<1.0	<1.0
1,1-Dichloroethane	850	14	6.2	6.6	3.4	12	2.8	1.4	0.99
trans-1,2-Dichloroethene	100	<0.30	<0.30	<0.30	<0.30	<0.30	<0.30	<0.30	<0.30
Chloroform	6	<0.30	<0.30	<0.30	<0.30	<0.30	<0.30	<0.30	<0.30
1,1,1-Trichloroethane	200	13	9.3	7.6	4.6	11	4.9	2.6	3.3
Trichloroethene	5	87	D ³⁶	D ⁴⁶	D ²³	D ⁷⁸	33	20	19
Tetrachloroethene	5	<0.40	J ^{0.21}	<0.40	<0.40	J ^{0.13}	J ^{0.27}	<0.40	<0.40
Benzene	5	<0.30	<0.30	<0.30	<0.30	<0.30	<0.30	<0.30	<0.30
1,1-Dichloroethene	7	2.4	1.6	1.0	1.0	3.5	0.83	<0.20	0.33
cis-1,2-Dichloroethene	70	4.1	1.8	1.1	1.2	3.1	1.5	0.54	0.39
1,2-Dichloroethane	5	<0.50	<0.50	<0.50	<0.50	<0.50	<0.50	<0.50	<0.50
1,1,2-Trichloroethane	5	<0.30	<0.30	<0.30	<0.30	<0.30	<0.30	<0.30	<0.30
Vinyl Chloride	0.2	<1.0	<1.0	<1.0	<1.0	<1.0	<1.0	<1.0	<1.0
Chloroethane	400	<1.0	<1.0	<1.0	<1.0	<1.0	<1.0	<1.0	<1.0
Chloromethane	30	<2.0	<2.0	<2.0	<2.0	<2.0	<2.0	<2.0	<2.0
Toluene	800	<0.30	<0.30	<0.30	0.4	<0.30	<0.30	<0.30	<0.30
o-Xylene	2000	<0.40	<0.40	<0.40	0.5	<0.40	<0.40	<0.40	<0.40

PARAMETER	Enforcement Standard	1998				1999			
		MARCH	JUNE	SEPT.	DEC.	MARCH	JUNE	SEPT.	DEC.
Dichlorodifluoromethane (Freon 12)	1000	<2.0	<2.0	<2.0	<2.0	<2.0	<2.0	<2.0	<2.0
Trichlorofluoromethane (Freon 11)	3490	<1.0	<1.0	<1.0	<1.0	<1.0	<1.0	<1.0	<1.0
1,1-Dichloroethane	850	1.1	<0.30	<0.30	J ^{0.28}	0.34	<0.30	<0.30	<0.30
trans-1,2-Dichloroethene	100	<0.30	<0.30	<0.30	<0.30	<0.30	<0.30	<0.30	<0.30
Chloroform	6	<0.30	<0.30	<0.30	<0.30	<0.30	<0.30	<0.30	<0.30
1,1,1-Trichloroethane	200	7.8	6.7	2.6	3.1	2.3	0.64	0.71	4.5
Trichloroethene	5	25	16	10	6.4	10	7.5	3.8	12
Tetrachloroethene	5	<0.40	<0.40	<0.40	<0.40	J ^{0.28}	<0.40	<0.40	<0.40
Benzene	5	<0.30	<0.30	<0.30	<0.30	<0.30	<0.30	<0.30	<0.30
1,1-Dichloroethene	7	0.88	<0.20	<0.20	0.26	0.31	<0.20	<0.20	0.28
cis-1,2-Dichloroethene	70	0.92	<0.30	<0.30	<0.30	J ^{0.27}	<0.30	<0.30	<0.30
1,2-Dichloroethane	5	<0.50	<0.50	<0.50	<0.50	<0.50	<0.50	<0.50	<0.50
1,1,2-Trichloroethane	5	<0.30	<0.30	<0.30	<0.30	<0.30	<0.30	<0.30	<0.30
Vinyl Chloride	0.2	<1.0	<1.0	<1.0	<1.0	<1.0	<1.0	<1.0	<1.0
Chloroethane	400	<1.0	<1.0	<1.0	<1.0	<1.0	<1.0	<1.0	<1.0
Chloromethane	30	<2.0	<2.0	<2.0	<2.0	J ^{0.48}	<2.0	J ^{0.50}	<2.0
Toluene	800	<0.30	<0.30	<0.30	<0.30	<0.30	<0.30	<0.30	<0.30
o-Xylene	2000	<0.40	<0.40	<0.40	<0.40	<0.40	<0.40	<0.40	<0.40

D- Quantified on sample dilution.

B- Parameter was detected in the method blank.

NA- Not Analyzed

BDL- Below the Detection Limit

** Sample was received with air bubbles in both sample bottles.

* Two compounds saturated. Sample was not diluted further.

Dilutions were performed using EPA SW846 method 8260.

P/NP- Present/Not Present

J- Result is less than the LOQ but greater than the LOD

¹ Duplicate

NS- Not Sampled

Indicates Detection

MW-5S (cont.)

PARAMETER	Enforcement Standard	2000				2001		2002		2003	
		MARCH	JUNE	SEPT.	DEC.	JUNE	DEC.	JUNE	JAN.'03	JULY	JAN.'04
Dichlorodifluoromethane (Freon 12)	1000	<0.14	<0.14	<0.14	<0.14	<0.14	<0.14	<0.14	<0.14	<0.14	<0.14
Trichlorofluoromethane (Freon 11)	3490	<0.51	<0.51	<0.51	<0.51	<0.51	<0.51	<0.51	<0.51	<0.51	<0.51
1,1-Dichloroethane	850	0.61	0.42	0.35	<0.26	<0.26	<0.26	<0.26	<0.26	<0.26	<0.26
trans-1,2-Dichloroethene	100	<0.11	<0.11	<0.11	<0.11	<0.11	<0.11	<0.11	<0.11	<0.11	<0.11
Chloroform	6	<0.18	<0.18	<0.18	<0.18	<0.18	<0.18	<0.18	<0.18	<0.18	<0.18
1,1,1-Trichloroethane	200	3.4	2.1	2.3	1.3	<0.19	<0.19	<0.19	0.54	0.72	<0.19
Trichloroethene	5	24	16	23	17	<0.14	2.9	J ^{0.23}	2.2	3.0	<0.14
Tetrachloroethene	5	<0.13	<0.13	<0.13	<0.13	<0.13	<0.13	<0.13	<0.13	J ^{0.13}	<0.13
Benzene	5	<0.15	<0.15	<0.15	<0.15	<0.15	<0.15	<0.15	<0.15	<0.15	<0.15
1,1-Dichloroethene	7	0.32	0.24	<0.10	<0.10	<0.10	<0.10	<0.10	<0.10	<0.10	<0.10
cis-1,2-Dichloroethene	70	0.37	0.30	0.40	<0.12	J ^{0.29}	<0.12	<0.12	<0.12	<0.12	<0.12
1,2-Dichloroethane	5	<0.27	<0.27	<0.27	<0.27	<0.27	<0.27	<0.27	<0.27	<0.27	<0.27
1,1,2-Trichloroethane	5	<0.18	<0.18	<0.18	<0.18	<0.18	<0.18	<0.18	<0.18	<0.18	<0.18
Vinyl Chloride	0.2	<0.11	<0.11	<0.11	<0.11	<0.11	<0.11	<0.11	<0.11	<0.11	<0.11
Chloroethane	400	<0.24	<0.24	<0.24	<0.24	<0.24	<0.24	<0.24	<0.24	<0.24	<0.24
Chloromethane	30	<0.090	<0.090	<0.090	<0.090	<0.090	<0.090	<0.090	<0.090	<0.090	<0.090
Toluene	800	<0.16	<0.16	<0.16	<0.16	<0.16	<0.16	<0.16	<0.16	<0.16	<0.16
o-Xylene	2000	<0.35	<0.35	<0.35	<0.35	<0.35	<0.35	<0.35	<0.35	<0.35	<0.35
n-Propyl benzene	No Standard	<0.16	<0.16	<0.16	<0.16	J ^{0.30}	<0.16	<0.16	<0.16	<0.16	<0.16

PARAMETER	Enforcement Standard	2004					2005				2006	
		MAY	SEPT.	OCT.	NOV.	DEC.	MARCH	JUNE	SEPT.	DEC.	JUNE	NOV.
Dichlorodifluoromethane (Freon 12)	1000	<2.0	<0.40	<0.40	7.0	5.7	J ^{1.1}	<0.60	<0.60	<0.60	<0.29	<0.29
Trichlorofluoromethane (Freon 11)	3490	<1.0	<0.50	<0.50	<0.50	<0.50	<0.50	<0.50	<0.50	<0.50	<0.70	<0.70
1,1-Dichloroethane	850	<0.50	<0.50	<0.50	<0.50	<0.50	<0.50	<0.50	<0.50	<0.50	<0.40	<0.40
trans-1,2-Dichloroethene	100	<0.50	<0.50	<0.50	<0.50	<0.50	<0.60	<0.60	<0.60	<0.60	<0.40	<0.40
Chloroform	6	<0.50	<0.25	<0.25	<0.25	<0.25	<0.50	<0.50	<0.50	<0.50	<0.50	<0.50
1,1,1-Trichloroethane	200	<0.50	<0.50	<0.50	<0.50	<0.50	<0.60	<0.60	<0.60	<0.60	<0.50	J ^{0.52}
Trichloroethene	5	0.51	2.8	0.74	2.50	2.8	2.8	0.83	2.5	1.0	J ^{0.22}	2.8
Tetrachloroethene	5	<0.50	<0.40	<0.40	<0.40	<0.40	<0.40	<0.40	<0.40	<0.40	<0.29	<0.29
Benzene	5	<0.50	<0.40	<0.40	<0.40	<0.40	<0.40	<0.40	<0.40	<0.40	<0.40	<0.40
1,1-Dichloroethene	7	<0.50	<0.30	<0.30	<0.30	<0.30	<0.50	<0.50	<0.50	<0.50	<0.30	<0.30
cis-1,2-Dichloroethene	70	<0.50	<0.25	<0.25	<0.25	<0.25	<0.60	<0.60	<0.60	<0.60	<0.40	<0.40
1,2-Dichloroethane	5	<0.50	<0.40	<0.40	<0.40	<0.40	<0.50	<0.50	<0.50	<0.50	<0.50	<0.50
1,1,2-Trichloroethane	5	<0.50	<0.40	<0.40	<0.40	<0.40	<0.40	<0.40	<0.40	<0.40	<0.50	<0.50
Vinyl Chloride	0.2	<0.50	<0.12	<0.12	<0.12	<0.12	<0.12	<0.12	<0.12	<0.12	<0.15	<0.15
Chloroethane	400	<1.0	<0.50	<0.50	<0.50	<0.50	<0.70	<0.70	<0.70	<0.70	<0.60	<0.60
Chloromethane	30	<1.0	<0.30	<0.30	<0.30	<0.30	<0.24	<0.24	<0.24	<0.24	<0.30	<0.30
Toluene	800	<0.50	<0.40	<0.40	<0.40	<0.40	<0.40	<0.40	<0.40	<0.40	<0.40	<0.40
o-Xylene	2000	<0.50	<0.30	<0.30	<0.30	<0.30	<0.40	<0.40	<0.40	<0.40	<0.60	<0.60
n-Propyl benzene	No Standard	<0.50	<0.30	<0.30	<0.30	<0.30	<0.40	<0.40	<0.40	<0.40	<0.40	<0.40

D- Quantified on sample dilution.

** Sample was received with air bubbles in both sample bottles.

J- Result is less than the LOQ but greater than the LOD

B- Parameter was detected in the method blank.

* Two compounds saturated. Sample was not diluted further.

¹ Duplicate

NA- Not Analyzed

Dilutions were performed using EPA SW846 method 8260.

NS- Not Sampled

BDL- Below the Detection Limit

P/NP- Present/Not Present

Indicates Detection

MW-5S (cont.)

PARAMETER	Enforcement Standard	2007		2008		2009		2010		2011	
		MAY	DEC.	JUNE	DEC.	JUNE	DEC.	JUNE	DEC.	JUNE	DEC.
Dichlorodifluoromethane (Freon 12)	1000	<0.40	<0.40	<0.40	<0.40	<1.0	<1.0	<0.30	<0.30	<0.23	<0.23
Trichlorofluoromethane (Freon 11)	3490	<0.40	<0.40	<0.40	<0.40	<1.0	<1.0	<0.14	<0.14	<0.30	<0.30
1,1-Dichloroethane	850	<0.40	<0.40	<0.40	<0.40	<1.0	<1.0	<0.080	<0.080	<0.23	<0.23
trans-1,2-Dichloroethene	100	<0.50	<0.50	<0.50	<0.50	<1.0	<1.0	<0.11	<0.11	<0.21	<0.21
Chloroform	6	<0.22	<0.22	<0.22	<0.22	<1.0	<1.0	<0.090	<0.090	<0.34	<0.34
1,1,1-Trichloroethane	200	<0.60	<0.60	<0.60	<0.60	<1.0	<1.0	<0.090	<0.090	<0.26	<0.26
Trichloroethene	5	2.6	0.51	0.66	2.0	<1.0	<1.0	J ^{0.77}	J ^{0.48}	<0.20	J ^{0.32}
Tetrachloroethene	5	<0.40	<0.40	<0.40	<0.40	<1.0	<1.0	<0.15	<0.15	<0.26	<0.26
Benzene	5	<0.16	<0.16	<0.16	<0.16	<1.0	<1.0	<0.080	<0.080	<0.36	<0.36
1,1-Dichloroethene	7	<0.40	<0.40	<0.40	<0.40	<1.0	<1.0	<0.20	<0.20	<0.47	<0.47
cis-1,2-Dichloroethene	70	<0.40	<0.40	<0.40	<0.40	<1.0	<1.0	<0.23	<0.23	<0.37	<0.37
1,2-Dichloroethane	5	<0.30	<0.30	<0.30	<0.30	<1.0	<1.0	<0.080	<0.080	<0.23	<0.23
1,1,2-Trichloroethane	5	<0.50	<0.50	<0.50	<0.50	<1.0	<1.0	<0.11	<0.11	<0.38	<0.38
Vinyl Chloride	0.2	<0.15	<0.15	<0.15	<0.15	<0.40	<0.40	<0.11	<0.11	<0.17	<0.17
Chloroethane	400	<0.40	<0.40	<0.40	<0.40	<1.0	<1.0	<0.32	<0.32	<0.32	<0.32
Chloromethane	30	<0.30	<0.40	<0.30	<0.30	<4.0	<4.0	<0.36	<0.36	<0.36	<0.36
Toluene	800	<0.20	J ^{0.40}	<0.20	<0.20	<1.0	<1.0	<0.11	<0.11	<0.39	<0.39
o-Xylene	2000	<0.50	<0.50	<0.50	<0.50	<1.0	<1.0	<0.10	<0.10	<0.46	<0.46
n-Propyl benzene	No Standard	<0.20	<0.20	<0.20	<0.20	<1.0	<1.0	<0.10	<0.10	<0.42	<0.42

PARAMETER	Enforcement Standard	2012		2013		2014		2015		2016	
		JUNE	DEC.	JUNE	DEC.	JUNE	DEC.	JUNE	DEC.	JUNE	DEC.
Dichlorodifluoromethane (Freon 12)	1000	<0.20	<0.20	<0.20	<0.40	<0.50	<0.50	<0.49	<0.49	<0.075	<0.23
Trichlorofluoromethane (Freon 11)	3490	<0.13	<0.13	<0.13	<0.13	<0.22	<0.22	<0.18	<0.18	<0.055	<0.33
1,1-Dichloroethane	850	<0.11	J ^{0.15}	<0.50	<0.50	<0.16	<0.16	<0.22	<0.22	<0.055	<0.17
trans-1,2-Dichloroethene	100	<0.14	<0.14	<0.24	<0.24	<0.23	<0.23	<0.21	<0.21	<0.15	<0.16
Chloroform	6	<0.10	<0.50	<0.27	<0.27	<0.16	<0.16	<0.27	<0.27	<0.21	<0.21
1,1,1-Trichloroethane	200	J ^{0.29}	J ^{0.48}	<0.50	<0.50	<0.26	<0.26	<0.20	<0.20	<0.057	<0.17
Trichloroethene	5	2.4	5.1	2.1	4.0	1.5	2.9	2.9	3.4	2.3	1.6
Tetrachloroethene	5	<0.13	J ^{0.13}	<0.29	<0.29	<0.16	<0.16	<0.19	<0.19	J ^{0.67}	<0.25
Benzene	5	<0.053	<0.062	<0.24	<0.24	<0.15	<0.15	<0.21	<0.21	<0.042	<0.16
1,1-Dichloroethene	7	<0.19	<0.19	<0.24	<0.24	<0.20	<0.20	<0.22	<0.22	<0.069	<0.28
cis-1,2-Dichloroethene	70	<0.085	<0.085	<0.23	<0.23	<0.13	<0.13	<0.25	<0.25	J ^{0.70}	<0.12
1,2-Dichloroethane	5	<0.37	<0.37	<0.22	<0.22	<0.13	<0.13	<0.17	<0.17	J ^{0.11}	<0.17
1,1,2-Trichloroethane	5	<0.015	<0.015	<0.16	<0.16	<0.13	<0.13	<0.24	<0.24	<0.064	<0.15
Vinyl Chloride	0.2	<0.16	<0.16	<0.14	<0.14	<0.20	<0.20	<0.15	<0.15	<0.084	<0.069
Chloroethane	400	<0.22	<0.22	<0.50	<0.50	<0.24	<0.24	<0.34	<0.34	<0.12	<0.34
Chloromethane	30	<0.41	<0.41	<2.0	<2.0	<0.34	<0.34	<0.64	<0.64	<0.080	<0.25
Toluene	800	<0.076	<0.076	<0.23	<0.23	<0.11	<0.11	<0.13	<0.13	<0.059	<0.14
o-Xylene	2000	<0.077	<0.10	<0.24	<0.24	<0.094	<0.094	<0.19	<0.19	<0.044	<0.20
n-Propyl benzene	No Standard	<0.078	<0.078	<0.50	<0.50	<0.50	<0.50	<0.21	<0.21	<0.049	<0.23

D- Quantified on sample dilution.

B- Parameter was detected in the method blank.

NA- Not Analyzed

BDL- Below the Detection Limit

** Sample was received with air bubbles in both sample bottles.

* Two compounds saturated. Sample was not diluted further.

Dilutions were performed using EPA SW846 method 8260.

P/NP- Present/Not Present

J- Result is less than the LOQ but greater than the LOD

¹ Duplicate

NS- Not Sampled

Indicates Detection

MW-5S (cont.)

PARAMETER	Enforcement Standard	2017		2018		
		JUNE	DEC.	FEB***	JUNE	DEC.
Dichlorodifluoromethane (Freon 12)	1000	<0.23	<0.22	<0.31	<0.23	<0.23
Trichlorofluoromethane (Freon 11)	3490	<0.33	<0.18	<0.13	<0.23	<0.23
1,1-Dichloroethane	850	<0.17	<0.24	<0.14	<0.17	<0.17
trans-1,2-Dichloroethene	100	<0.16	<0.26	<0.21	<0.12	<0.24
Chloroform	6	<0.21	<2.5	<0.46	<0.45	<0.45
1,1,1-Trichloroethane	200	J ^{0.19}	<0.50	0.92	<0.14	J ^{0.22}
Trichloroethene	5	2.1	2.3	2.0	2.6	2.7
Tetrachloroethene	5	<0.25	<0.50	<0.16	<0.17	<0.17
Benzene	5	<0.16	<0.50	<0.34	<0.10	<0.10
1,1-Dichloroethene	7	<0.28	<0.41	<0.18	<0.16	<0.16
cis-1,2-Dichloroethene	70	<0.12	<0.26	<0.20	<0.15	<0.15
1,2-Dichloroethane	5	<0.17	<0.17	<0.32	<0.22	<0.22
1,1,2-Trichloroethane	5	<0.15	<0.20	<0.22	<0.18	<0.18
Vinyl Chloride	0.2	<0.069	<0.18	<0.096	<0.092	<0.092
Chloroethane	400	<0.34	<0.37	<0.44	<0.49	<0.49
Chloromethane	30	<0.25	<0.50	<1.1	<0.16	<0.16
Toluene	2000	<0.20	<0.50	<0.17	<0.083	<0.083
o-Xylene	800	<0.14	<0.50	<0.17	<0.083	<0.16
n-Propyl benzene	No Standard	<0.23	<0.50	<0.15	<0.10	<0.10

D- Quantified on sample dilution.

B- Parameter was detected in the method blank.

NA- Not Analyzed

BDL- Below the Detection Limit

P/NP- Present/Not Present

* Two compounds saturated. Sample was not diluted further.

** Sample was received with air bubbles in both sample bottles.

*** Sampling conducted for proposed SVE Shutdown Test

Dilutions were performed using EPA SW846 method 8260.

J- Result is less than the LOQ but greater than the LOD

¹ Duplicate

NS- Not Sampled

Indicates Detection

MW-5D

PARAMETER	Enforcement Standard	1985	1986	1988	1989				1990		1991
		APRIL	SEPT.	JULY	MARCH	MAY	JUNE	DEC.	JUNE	DEC.	OCT.
Dichlorodifluoromethane (Freon 12)	1000	<1.0	<1.0	P/NP	P/NP	P/NP	P/NP	P/NP	P/NP	P/NP	<2.0
Trichlorofluoromethane (Freon 11)	3490	<1.0	<1.0	<1.0	<1.0	<1.0	<1.0	<1.0	<1.0	<1.0	<1.0
1,1-Dichloroethane	850	BDL	<1.0	<1.0	<1.0	<1.0	<1.0	<1.0	<1.0	<1.0	<1.0
trans-1,2-Dichloroethene	100	<1.0	<1.0	<1.0	<1.0	<1.0	<1.0	<1.0	<1.0	<1.0	<1.0
Chloroform	6	<1.0	<1.0	<1.0	<1.0	<1.0	<1.0	<1.0	<1.0	<1.0	<1.0
1,1,1-Trichloroethane	200	<1.0	<1.0	<1.0	<1.0	<1.0	<1.0	<1.0	<1.0	<1.0	<1.0
Trichloroethene	5	<1.0	<1.0	<1.0	<1.0	<1.0	<1.0	<1.0	<1.0	<1.0	<1.0
Tetrachloroethene	5	<1.0	<1.0	<1.0	<1.0	<1.0	<1.0	<1.0	<1.0	<1.0	<1.0
Benzene	5	2.0	<1.0	<1.0	<1.0	<1.0	<1.0	<1.0	<1.0	<1.0	<1.0
1,1-Dichloroethene	7	2.0	<1.0	<1.0	<1.0	<1.0	<1.0	<1.0	<1.0	<1.0	<1.0
cis-1,2-Dichloroethene	70	NA	NA	NA	NA	NA	NA	NA	NA	NA	NA
1,2-Dichloroethane	5	<1.0	<1.0	<1.0	<1.0	<1.0	<1.0	<1.0	<1.0	<1.0	<1.0
1,1,2-Trichloroethane	5	<1.0	<1.0	<1.0	<1.0	<1.0	<1.0	<1.0	<1.0	<1.0	<1.0
Vinyl Chloride	0.2	<1.0	<1.0	P/NP	P/NP	P/NP	P/NP	P/NP	P/NP	P/NP	<2.0
Chloroethane	400	<1.0	<1.0	P/NP	P/NP	P/NP	P/NP	P/NP	P/NP	P/NP	<2.0
Chloromethane	30	<2.0	<2.0	<2.0	<2.0	<2.0	<2.0	<2.0	<2.0	<2.0	<2.0

PARAMETER	Enforcement Standard	1992			1993				
		JUNE	SEPT.	DEC.	FEB.	MARCH	JUNE	SEPT.	DEC.
Dichlorodifluoromethane (Freon 12)	1000	<5.0	6.4	<5.0	<5.0	<5.0	<5.0	<5.0	<5.0
Trichlorofluoromethane (Freon 11)	3490	<1.0	<1.0	<1.0	<1.0	<1.0	<1.0	<1.0	<1.0
1,1-Dichloroethane	850	<0.50	<0.50	<0.50	<0.50	<0.50	<0.50	<0.50	<0.50
trans-1,2-Dichloroethene	100	<0.60	<0.60	<0.60	<0.60	<0.60	<0.60	<0.60	<0.60
Chloroform	6	<0.20	<0.20	<0.20	<0.20	<0.20	<0.20	<0.20	<0.20
1,1,1-Trichloroethane	200	<0.20	0.25	<0.20	<0.20	<0.20	0.79	<0.20	0.76
Trichloroethene	5	<0.40	<0.40	<0.40	<0.40	<0.40	<0.40	<0.40	<0.40
Tetrachloroethene	5	<1.0	<0.40	<0.40	<0.40	<0.40	<0.40	<0.40	<0.40
Benzene	5	<0.30	<0.30	<0.30	<0.30	<0.30	<0.30	<0.30	<0.30
1,1-Dichloroethene	7	<0.20	<0.20	<0.20	<0.20	<0.20	<0.20	<0.20	0.41
cis-1,2-Dichloroethene	70	<0.20	<0.20	<0.20	<0.20	<0.20	<0.20	<0.20	<0.20
1,2-Dichloroethane	5	<0.30	<0.30	<0.30	<0.30	<0.30	<0.30	<0.30	<0.30
1,1,2-Trichloroethane	5	<1.0	<0.30	<0.30	<0.30	<0.30	<0.30	<0.30	<0.30
Vinyl Chloride	0.2	<1.0	<1.0	<1.0	<1.0	<1.0	<1.0	<1.0	<1.0
Chloroethane	400	<1.0	<1.0	<1.0	<1.0	<1.0	<1.0	<1.0	<1.0
Chloromethane	30	<2.0	<2.0	<2.0	<2.0	<2.0	<2.0	<2.0	<2.0

D- Quantified on sample dilution.

B- Parameter was detected in the method blank.

NA- Not Analyzed

BDL- Below the Detection Limit

** Sample was received with air bubbles in both sample bottles.

* Two compounds saturated. Sample was not diluted further.

Dilutions were performed using EPA SW846 method 8260.

P/NP- Present/Not Present

J- Result is less than the LOQ but greater than the LOD

¹ Duplicate

NS- Not Sampled

Indicates Detection

MW-5D (cont.)

PARAMETER	Enforcement Standard	1994				1995			
		MARCH	JUNE	SEPT.	DEC.	MARCH	JUNE	SEPT.	DEC.
Dichlorodifluoromethane (Freon 12)	1000	<5.0	<5.0	<5.0	<5.0	<5.0	<5.0	<5.0	<2.0
Trichlorofluoromethane (Freon 11)	3490	<1.0	<1.0	<1.0	<1.0	<1.0	<1.0	<1.0	<1.0
1,1-Dichloroethane	850	<0.50	<0.50	<0.50	<0.50	<0.50	<0.50	<0.50	<0.30
trans-1,2-Dichloroethene	100	<0.60	<0.60	<0.60	<0.60	<0.60	<0.60	<0.60	<0.30
Chloroform	6	<0.20	<0.20	<0.20	<0.20	<0.20	<0.20	<0.20	<0.30
1,1,1-Trichloroethane	200	0.37	<0.20	<0.20	<0.20	0.74	0.71	<0.20	1.3
Trichloroethene	5	<0.40	<0.40	<0.40	<0.40	0.5	0.52	<0.40	0.33
Tetrachloroethene	5	<0.40	<0.40	<0.40	<0.40	<0.40	<0.40	<0.40	<0.40
Benzene	5	<0.30	<0.30	<0.30	<0.30	<0.30	<0.30	<0.30	<0.30
1,1-Dichloroethene	7	<0.20	<0.20	<0.20	<0.20	<0.20	<0.20	<0.20	<0.20
cis-1,2-Dichloroethene	70	<0.20	<0.20	<0.20	<0.20	<0.20	<0.20	<0.20	<0.30
1,2-Dichloroethane	5	<0.30	<0.30	<0.30	<0.30	<0.30	<0.30	<0.30	<0.50
1,1,2-Trichloroethane	5	<0.30	<0.30	<0.30	<0.30	<0.30	<0.30	<0.30	<0.30
Vinyl Chloride	0.2	<1.0	<1.0	<1.0	<1.0	<1.0	<1.0	<1.0	<1.0
Chloroethane	400	<1.0	<1.0	<1.0	<1.0	<1.0	<1.0	<1.0	<1.0
Chloromethane	30	<2.0	<2.0	<2.0	<2.0	<2.0	<2.0	<2.0	BJ ^{0.34}

PARAMETER	Enforcement Standard	1996				1997			
		MARCH	JUNE	SEPT.	DEC.	MARCH	JUNE	SEPT.	NOV.
Dichlorodifluoromethane (Freon 12)	1000	<2.0	<2.0	<2.0	<2.0	<2.0	<2.0	<2.0	<2.0
Trichlorofluoromethane (Freon 11)	3490	<1.0	<1.0	<1.0	<1.0	<1.0	<1.0	<1.0	<1.0
1,1-Dichloroethane	850	<0.30	<0.30	<0.30	<0.30	<0.30	<0.30	<0.30	<0.30
trans-1,2-Dichloroethene	100	<0.30	<0.30	<0.30	<0.30	<0.30	<0.30	<0.30	<0.30
Chloroform	6	<0.30	<0.30	<0.30	<0.30	<0.30	<0.30	<0.30	<0.30
1,1,1-Trichloroethane	200	<0.25	<0.25	<0.25	0.51	<0.25	<0.25	<0.25	<0.25
Trichloroethene	5	0.3	0.53	<0.30	<0.30	<0.30	J ^{0.18}	<0.30	J ^{0.20}
Tetrachloroethene	5	<0.40	<0.40	<0.40	<0.40	<0.40	<0.40	<0.40	<0.40
Benzene	5	<0.30	<0.30	<0.30	<0.30	<0.30	<0.30	<0.30	<0.30
1,1-Dichloroethene	7	<0.20	<0.20	<0.20	<0.20	<0.20	<0.20	<0.20	<0.20
cis-1,2-Dichloroethene	70	<0.30	<0.30	<0.30	<0.30	<0.30	<0.30	<0.30	<0.30
1,2-Dichloroethane	5	<0.50	<0.50	<0.50	<0.50	<0.50	<0.50	<0.50	<0.50
1,1,2-Trichloroethane	5	<0.30	<0.30	<0.30	<0.30	<0.30	<0.30	<0.30	<0.30
Vinyl Chloride	0.2	<1.0	<1.0	<1.0	<1.0	<1.0	<1.0	<1.0	<1.0
Chloroethane	400	<1.0	<1.0	<1.0	<1.0	<1.0	<1.0	<1.0	<1.0
Chloromethane	30	<2.0	<2.0	<2.0	<2.0	<2.0	<2.0	<2.0	<2.0
Toluene	800	<0.30	<0.30	<0.30	J ^{0.18}	0.57	<0.30	<0.30	<0.30
o-Xylene	2000	<0.40	<0.40	<0.40	0.45	<0.40	<0.40	<0.40	<0.40

D- Quantified on sample dilution.

B- Parameter was detected in the method blank.

NA- Not Analyzed

BDL- Below the Detection Limit

** Sample was received with air bubbles in both sample bottles.

* Two compounds saturated. Sample was not diluted further.

Dilutions were performed using EPA SW846 method 8260.

P/NP- Present/Not Present

J- Result is less than the LOQ but greater than the LOD

¹ Duplicate

NS- Not Sampled

Indicates Detection

MW-5D (cont.)

PARAMETER	Enforcement Standard	1998				1999			
		MARCH	JUNE	SEPT.	DEC.	MARCH	JUNE	SEPT.	DEC.
Dichlorodifluoromethane (Freon 12)	1000	<2.0	<2.0	<2.0	<2.0	<2.0	<2.0	<2.0	<2.0
Trichlorofluoromethane (Freon 11)	3490	<1.0	<1.0	<1.0	<1.0	<1.0	<1.0	<1.0	<1.0
1,1-Dichloroethane	850	<0.30	<0.30	<0.30	<0.30	<0.30	<0.30	<0.30	<0.30
trans-1,2-Dichloroethene	100	<0.30	<0.30	<0.30	<0.30	<0.30	<0.30	<0.30	<0.30
Chloroform	6	<0.30	<0.30	<0.30	<0.30	<0.30	<0.30	<0.30	<0.30
1,1,1-Trichloroethane	200	<0.25	<0.25	<0.25	J ^{0.22}	<0.25	<0.25	<0.25	<0.25
Trichloroethene	5	<0.30	J ^{0.27}	0.54	J ^{0.17}	0.52	J ^{0.22}	J ^{0.22}	J ^{0.26}
Tetrachloroethene	5	<0.40	<0.40	<0.40	<0.40	J ^{0.17}	<0.40	<0.40	<0.40
Benzene	5	<0.30	<0.30	<0.30	<0.30	<0.30	<0.30	<0.30	<0.30
1,1-Dichloroethene	7	<0.20	<0.20	<0.20	<0.20	<0.20	<0.20	<0.20	<0.20
cis-1,2-Dichloroethene	70	<0.30	<0.30	<0.30	<0.30	<0.30	<0.30	<0.30	<0.30
1,2-Dichloroethane	5	<0.50	<0.50	<0.50	<0.50	<0.50	<0.50	<0.50	<0.50
1,1,2-Trichloroethane	5	<0.30	<0.30	<0.30	<0.30	<0.30	<0.30	<0.30	<0.30
Vinyl Chloride	0.2	<1.0	<1.0	<1.0	<1.0	<1.0	<1.0	<1.0	<1.0
Chloroethane	400	<1.0	<1.0	<1.0	<1.0	<1.0	<1.0	<1.0	<1.0
Chloromethane	30	<2.0	<2.0	<2.0	<2.0	<2.0	J ^{0.48}	<2.0	<2.0
Toluene	800	<0.30	<0.30	<0.30	<0.30	<0.30	<0.30	<0.30	<0.30
o-Xylene	2000	<0.40	<0.40	<0.40	<0.40	<0.40	<0.40	<0.40	<0.40
Methylene Chloride	5	<5.0	BJ ^{0.81}	<5.0	<5.0	<5.0	<5.0	<5.0	<5.0

PARAMETER	Enforcement Standard	2000				2001		2002	
		MARCH	JUNE	SEPT.	DEC.	JUNE	DEC.	JUNE	JAN.'03
Dichlorodifluoromethane (Freon 12)	1000	<0.14	<0.14	<0.14	<0.14	<0.14	J ^{0.32}	<0.14	<0.14
Trichlorofluoromethane (Freon 11)	3490	<0.51	<0.51	<0.51	<0.51	<0.51	<0.51	<0.51	<0.51
1,1-Dichloroethane	850	<0.26	<0.26	<0.26	<0.26	J ^{0.22}	<0.26	<0.26	<0.26
trans-1,2-Dichloroethene	100	<0.11	<0.11	<0.11	<0.11	<0.11	<0.11	<0.11	<0.11
Chloroform	6	<0.18	<0.18	<0.18	<0.18	<0.18	<0.18	<0.18	<0.18
1,1,1-Trichloroethane	200	<0.19	<0.19	<0.19	<0.19	1.8	<0.19	<0.19	<0.19
Trichloroethene	5	<0.14	0.31	0.31	J ^{0.18}	19	0.31	J ^{0.23}	<0.14
Tetrachloroethene	5	<0.13	<0.13	<0.13	<0.13	J ^{0.23}	<0.13	<0.13	<0.13
Benzene	5	<0.15	<0.15	<0.15	<0.15	<0.15	<0.15	<0.15	<0.15
1,1-Dichloroethene	7	<0.10	<0.10	<0.10	<0.10	0.21	<0.10	<0.10	<0.10
cis-1,2-Dichloroethene	70	<0.12	<0.12	<0.12	<0.12	0.3	<0.12	<0.12	<0.12
1,2-Dichloroethane	5	<0.27	<0.27	<0.27	<0.27	<0.27	<0.27	<0.27	<0.27
1,1,2-Trichloroethane	5	<0.18	<0.18	<0.18	<0.18	<0.18	<0.18	<0.18	<0.18
Vinyl Chloride	0.2	<0.11	<0.11	<0.11	<0.11	<0.11	<0.11	<0.11	<0.11
Chloroethane	400	<0.24	<0.24	<0.24	<0.24	<0.24	<0.24	<0.24	<0.24
Chloromethane	30	<0.090	<0.090	<0.090	<0.090	<0.090	J ^{0.74}	<0.090	<0.090
Toluene	800	<0.16	<0.16	<0.16	<0.16	<0.16	<0.16	<0.16	<0.16
o-Xylene	2000	<0.35	<0.35	<0.35	<0.35	<0.35	<0.35	<0.35	<0.35
Methylene Chloride	5	<0.45	<0.45	<0.45	<0.45	<0.45	<0.45	<0.45	<0.45

D- Quantified on sample dilution.

B- Parameter was detected in the method blank.

NA- Not Analyzed

BDL- Below the Detection Limit

** Sample was received with air bubbles in both sample bottles.

* Two compounds saturated. Sample was not diluted further.

Dilutions were performed using EPA SW846 method 8260.

P/NP- Present/Not Present

J- Result is less than the LOQ but greater than the LOD

¹ Duplicate

NS- Not Sampled

Indicates Detection

MW-5D (cont.)

PARAMETER	Enforcement Standard	2003		2004				
		JULY	JAN. '04	MAY	SEPT.	OCT.	NOV.	DEC.
Dichlorodifluoromethane (Freon 12)	1000	<0.14	<0.14	<2.0	<0.40	<0.40	7.6	5.2
Trichlorofluoromethane (Freon 11)	3490	<0.51	<0.51	<1.0	<0.50	<0.50	<0.50	<0.50
1,1-Dichloroethane	850	<0.26	<0.26	<0.50	<0.50	<0.50	<0.50	<0.50
trans-1,2-Dichloroethene	100	<0.11	<0.11	<0.50	<0.50	<0.50	<0.50	<0.50
Chloroform	6	<0.18	<0.18	<0.50	<0.25	<0.25	<0.25	<0.25
1,1,1-Trichloroethane	200	<0.19	<0.19	<0.50	<0.50	<0.50	<0.50	<0.50
Trichloroethene	5	J ^{0.48}	0.41	0.58	0.55	0.60	J ^{0.35}	0.59
Tetrachloroethene	5	<0.13	<0.13	<0.50	<0.40	<0.40	<0.40	<0.40
Benzene	5	<0.15	<0.15	<0.50	<0.40	<0.40	<0.40	<0.40
1,1-Dichloroethene	7	<0.10	<0.10	<0.50	<0.30	<0.30	<0.30	<0.30
cis-1,2-Dichloroethene	70	<0.12	<0.12	<0.50	<0.25	<0.25	<0.25	<0.25
1,2-Dichloroethane	5	<0.27	<0.27	<0.50	<0.40	<0.40	<0.40	<0.40
1,1,2-Trichloroethane	5	<0.18	<0.18	<0.50	<0.40	<0.40	<0.40	<0.40
Vinyl Chloride	0.2	<0.11	<0.11	<0.50	<0.12	<0.12	<0.12	<0.12
Chloroethane	400	<0.24	<0.24	<1.0	<0.50	<0.50	<0.50	<0.50
Chloromethane	30	<0.090	<0.090	<1.0	<0.30	<0.30	<0.30	<0.30
Toluene	800	<0.16	<0.16	<0.50	<0.40	<0.40	<0.40	<0.40
o-Xylene	2000	<0.35	<0.35	<0.50	<0.30	<0.30	<0.30	<0.30
Methylene Chloride	5	<0.45	<0.45	<5.0	<0.50	<0.50	<0.50	<0.50

PARAMETER	Enforcement Standard	2005				2006		2007		2008	
		MARCH	JUNE	SEPT.	DEC.	JUNE	NOV.	MAY	DEC.	JUNE	DEC.
Dichlorodifluoromethane (Freon 12)	1000	J ^{2.0}	<0.60	<0.60	<0.60	<0.29	J ^{0.35}	<0.40	<0.40	<0.40	<0.40
Trichlorofluoromethane (Freon 11)	3490	<0.50	<0.50	<0.50	<0.50	<0.70	<0.70	<0.40	<0.40	<0.40	<0.40
1,1-Dichloroethane	850	<0.50	<0.50	<0.50	<0.50	<0.40	<0.40	<0.40	<0.40	<0.40	<0.40
trans-1,2-Dichloroethene	100	<0.60	<0.60	<0.60	<0.60	<0.40	<0.40	<0.50	<0.50	<0.50	<0.50
Chloroform	6	<0.50	<0.50	<0.50	<0.50	<0.50	<0.50	<0.22	<0.22	<0.22	<0.22
1,1,1-Trichloroethane	200	<0.60	<0.60	<0.60	<0.60	<0.50	<0.50	<0.60	<0.60	<0.60	<0.60
Trichloroethene	5	0.69	0.54	0.59	0.55	0.60	0.69	0.37	0.55	0.54	0.52
Tetrachloroethene	5	<0.40	<0.40	<0.40	<0.40	<0.29	<0.29	<0.40	<0.40	<0.40	<0.40
Benzene	5	<0.40	<0.40	<0.40	<0.40	<0.40	<0.40	<0.16	<0.16	<0.16	<0.16
1,1-Dichloroethene	7	<0.50	<0.50	<0.50	<0.50	<0.30	<0.30	<0.40	<0.40	<0.40	<0.40
cis-1,2-Dichloroethene	70	<0.60	<0.60	<0.60	<0.60	<0.40	<0.40	<0.40	<0.40	<0.40	<0.40
1,2-Dichloroethane	5	<0.50	<0.50	<0.50	<0.50	<0.50	<0.50	<0.30	<0.30	<0.30	<0.30
1,1,2-Trichloroethane	5	<0.40	<0.40	<0.40	<0.40	<0.50	<0.50	<0.50	<0.50	<0.50	<0.50
Vinyl Chloride	0.2	<0.12	<0.12	<0.12	<0.12	<0.15	<0.15	<0.15	<0.15	<0.15	<0.15
Chloroethane	400	<0.70	<0.70	<0.70	<0.70	<0.60	<0.60	<0.40	<0.40	<0.40	<0.40
Chloromethane	30	<0.24	<0.24	J ^{0.50}	<0.24	<0.30	<0.30	<0.30	J ^{0.33}	<0.30	<0.30
Toluene	800	<0.40	<0.40	<0.40	<0.40	<0.40	<0.40	<0.20	<0.20	<0.20	<0.20
o-Xylene	2000	<0.40	<0.40	<0.40	<0.40	<0.60	<0.60	<0.50	<0.50	<0.50	<0.50
Methylene Chloride	5	<0.40	<0.40	<0.40	<0.40	<1.0	<1.0	<0.50	<0.50	<0.50	<0.50

D- Quantified on sample dilution.

B- Parameter was detected in the method blank.

NA- Not Analyzed

BDL- Below the Detection Limit

** Sample was received with air bubbles in both sample bottles.

* Two compounds saturated. Sample was not diluted further.

Dilutions were performed using EPA SW846 method 8260.

P/NP- Present/Not Present

J- Result is less than the LOQ but greater than the LOD

¹ Duplicate

NS- Not Sampled

Indicates Detection

MW-5D (cont.)

PARAMETER	Enforcement Standard	2009		2010		2011		2012		2013	
		JUNE	DEC.	JUNE	DEC.	JUNE	DEC.	JUNE	DEC.	JUNE	DEC.
Dichlorodifluoromethane (Freon 12)	1000	<1.0	<1.0	<0.30	<0.30	<0.23	<0.23	<0.20	<0.20	<0.20	<0.40
Trichlorofluoromethane (Freon 11)	3490	<1.0	<1.0	<0.14	<0.14	<0.30	<0.30	J ^{0.14}	<0.13	J ^{0.46}	J ^{0.13}
1,1-Dichloroethane	850	<1.0	<1.0	<0.080	<0.080	<0.23	<0.23	<0.11	<0.11	<0.50	<0.50
trans-1,2-Dichloroethene	100	<1.0	<1.0	<0.11	<0.11	<0.21	<0.21	<0.14	<0.14	<0.24	<0.24
Chloroform	6	<1.0	<1.0	<0.090	<0.090	<0.34	<0.34	<0.10	<0.50	<0.27	<0.27
1,1,1-Trichloroethane	200	<1.0	<1.0	<0.090	<0.090	<0.26	<0.26	<0.19	<0.19	<0.50	<0.50
Trichloroethene	5	J ^{0.50}	<1.0	J ^{0.44}	<0.14	J ^{0.43}	J ^{0.43}	J ^{0.56}	<0.20	J ^{0.20}	J ^{0.34}
Tetrachloroethene	5	<1.0	<1.0	<0.15	<0.15	<0.26	<0.26	<0.13	<0.13	<0.29	<0.29
Benzene	5	<1.0	<1.0	<0.080	<0.080	<0.36	<0.36	<0.053	<0.062	<0.24	<0.24
1,1-Dichloroethene	7	<1.0	<1.0	<0.20	<0.20	<0.47	<0.47	<0.19	<0.19	<0.24	<0.24
cis-1,2-Dichloroethene	70	<1.0	<1.0	<0.23	<0.23	<0.37	<0.37	<0.085	<0.085	<0.23	<0.23
1,2-Dichloroethane	5	<1.0	<1.0	<0.080	<0.080	<0.23	<0.23	<0.37	<0.37	<0.22	<0.22
1,1,2-Trichloroethane	5	<1.0	<1.0	<0.11	<0.11	<0.38	<0.38	<0.015	<0.015	<0.16	<0.16
Vinyl Chloride	0.2	<0.40	<0.40	<0.11	<0.11	<0.17	<0.17	<0.16	<0.16	<0.14	<0.14
Chloroethane	400	<1.0	<1.0	<0.32	<0.32	<0.32	<0.32	<0.22	<0.22	<0.50	<0.50
Chloromethane	30	<4.0	<4.0	<0.36	<0.36	<0.36	<0.36	<0.41	<0.41	<2.0	<2.0
Toluene	800	<1.0	<1.0	<0.11	<0.11	<0.39	<0.39	<0.076	<0.077	<0.23	<0.23
o-Xylene	2000	<1.0	<1.0	<0.10	<0.10	<0.46	<0.46	<0.077	<0.10	<0.24	<0.72
Methylene Chloride	5	<4.0	<4.0	<2.0	<2.0	<2.0	<2.0	<2.0	<2.0	<2.0	<2.0

PARAMETER	Enforcement Standard	2014		2015		2016		2017		2018	
		JUNE	DEC.	JUNE	DEC.	JUNE	DEC.	JUNE	DEC.	JUNE	DEC.
Dichlorodifluoromethane (Freon 12)	1000	<0.50	<0.50	<0.49	<0.49	<0.075	<0.23	<0.23	<0.22	<0.23	<0.23
Trichlorofluoromethane (Freon 11)	3490	<0.22	<0.22	<0.18	<0.18	J ^{0.098}	<0.33	<0.33	<0.18	<0.23	<0.23
1,1-Dichloroethane	850	<0.16	<0.16	<0.22	<0.22	<0.055	<0.17	<0.17	<0.24	<0.17	<0.17
trans-1,2-Dichloroethene	100	<0.23	<0.23	<0.21	<0.21	<0.15	<0.16	<0.16	<0.26	<0.12	<0.24
Chloroform	6	<0.16	<0.16	<0.27	<0.27	<0.21	<0.21	<0.21	<2.5	<0.45	<0.45
1,1,1-Trichloroethane	200	<0.26	<0.26	<0.20	<0.20	<0.057	<0.17	<0.17	<0.50	<0.14	<0.14
Trichloroethene	5	0.40	J ^{0.22}	0.52	J ^{0.41}	0.43	J ^{0.39}	J ^{0.38}	J ^{0.36}	0.60	J ^{0.35}
Tetrachloroethene	5	<0.16	<0.16	<0.19	<0.19	J ^{0.53}	<0.25	<0.25	<0.50	<0.17	<0.17
Benzene	5	<0.15	<0.15	<0.21	<0.21	<0.042	<0.16	<0.16	<0.50	<0.10	<0.10
1,1-Dichloroethene	7	<0.20	<0.20	<0.22	<0.22	<0.069	<0.28	<0.28	<0.41	<0.16	<0.16
cis-1,2-Dichloroethene	70	<0.13	<0.13	<0.25	<0.25	J ^{0.50}	<0.12	<0.12	<0.26	<0.15	<0.15
1,2-Dichloroethane	5	<0.13	<0.13	<0.17	<0.17	J ^{0.11}	<0.17	<0.17	<0.17	<0.22	<0.22
1,1,2-Trichloroethane	5	<0.13	<0.13	<0.24	<0.24	<0.064	<0.15	<0.15	<0.20	<0.18	<0.18
Vinyl Chloride	0.2	<0.20	<0.20	<0.15	<0.15	<0.084	<0.069	<0.069	<0.18	<0.092	<0.092
Chloroethane	400	<0.24	<0.24	<0.34	<0.34	<0.12	<0.34	<0.34	<0.37	<0.49	<0.49
Chloromethane	30	<0.34	<0.34	<0.64	<0.64	<0.080	<0.25	<0.25	<0.50	<0.16	<0.16
Toluene	800	<0.11	<0.11	<0.13	<0.13	<0.059	<0.14	<0.20	<0.50	<0.083	<0.083
o-Xylene	2000	<0.094	<0.094	<0.19	<0.19	<0.044	<0.20	<0.14	<0.50	<0.083	<0.16
Methylene Chloride	5	<2.0	<2.0	<0.56	<0.56	<0.097	<0.29	<0.29	J ^{0.31}	<0.98	<0.98

D- Quantified on sample dilution.

B- Parameter was detected in the method blank.

NA- Not Analyzed

BDL- Below the Detection Limit

** Sample was received with air bubbles in both sample bottles.

* Two compounds saturated. Sample was not diluted further.

Dilutions were performed using EPA SW846 method 8260.

P/NP- Present/Not Present

J- Result is less than the LOQ but greater than the LOD

¹ Duplicate

NS- Not Sampled

Indicates Detection

MW-6

PARAMETER	Enforcement Standard	1984	1985	1986	1988	1989		1990	1991	
		AUG.	APRIL	SEPT.	JULY**	MAY	JUNE	DEC.	MARCH	OCT.
Dichlorodifluoromethane (Freon 12)	1000	<1.0	<1.0	<1.0	P/NP	P/NP	P/NP	P/NP	P/NP	<10.0
Trichlorofluoromethane (Freon 11)	3490	<1.0	<1.0	<1.0	<1.0	<1.0	<1.0	<1.0	<1.0	<5.0
1,1-Dichloroethane	850	<1.0	<1.0	4.0	2.0	<1.0	<1.0	4.0	<1.0	<5.0
trans-1,2-Dichloroethene	100	<1.0	<1.0	<1.0	11	<1.0	10	<1.0	<1.0	<5.0
Chloroform	6	<1.0	<1.0	<1.0	<1.0	<1.0	<1.0	<1.0	<1.0	<5.0
1,1,1-Trichloroethane	200	670	290	790	150	580	470	860	51	>99*
Trichloroethene	5	330	790	650	41	390	280	230	140	>920*
Tetrachloroethene	5	92	23	35	4.0	<1.0	15	75	7.0	64
Benzene	5	<1.0	<1.0	<1.0	<1.0	<1.0	<1.0	<1.0	<1.0	<5.0
1,1-Dichloroethene	7	50	220	48	<1.0	97	27	<1.0	28	<5.0
cis-1,2-Dichloroethene	70	NA	NA	NA	NA	NA	NA	NA	NA	NA
1,2-Dichloroethane	5	<1.0	<1.0	<1.0	<1.0	<1.0	<1.0	<1.0	<1.0	<5.0
1,1,2-Trichloroethane	5	<1.0	<1.0	<1.0	<1.0	<1.0	<1.0	<1.0	1.0	7.0
Vinyl Chloride	0.2	<1.0	<1.0	<1.0	P/NP	P/NP	P/NP	P/NP	P/NP	<10.0
Chloroethane	400	<1.0	<1.0	<1.0	P/NP	P/NP	P/NP	P/NP	P/NP	<10.0
Chloromethane	30	<2.0	<2.0	<2.0	<2.0	<2.0	<2.0	<2.0	<2.0	<2.0

PARAMETER	Enforcement Standard	1992					1993				
		JAN.	FEB.	JUNE	SEPT.	DEC.	FEB.	MARCH	JUNE	SEPT.	DEC.
Dichlorodifluoromethane (Freon 12)	1000	3.0	<10.0	<5.0	9.1	<5.0	<5.0	<5.0	5.8	<5.0	7.7
Trichlorofluoromethane (Freon 11)	3490	6.0	<10.0	<1.0	<1.0	<1.0	<1.0	<1.0	<1.0	<1.0	<1.0
1,1-Dichloroethane	850	4.0	6.0	9.8	5.9	3.1	2.1	0.89	2.1	1.0	1.8
trans-1,2-Dichloroethene	100	5.0	6.0	9.4	9.1	5.9	2.3	1.8	<0.60	<0.60	<0.60
Chloroform	6	1.0	<5.0	4.8	29	8.7	<0.20	<0.20	<0.20	<0.20	<0.20
1,1,1-Trichloroethane	200	4700	3000	2600	D ³⁸⁰⁰	1200	730	240	130	52	80
Trichloroethene	5	1600	1700	1400	D ²⁴⁰⁰	2300	440	170	70	57	53
Tetrachloroethene	5	350	92	87	D ¹⁴⁰	110	34	13	6.4	4.3	5.5
Benzene	5	<1.0	<5.0	0.97	0.35	37	<0.30	<0.30	<0.30	<0.30	<0.30
1,1-Dichloroethene	7	1200	260	190	D ³⁰⁰	300	80	37	13	1.2	8.6
cis-1,2-Dichloroethene	70	NA	NA	11	12	1.9	2.5	1.3	1.1	1.2	1.1
1,2-Dichloroethane	5	15	15	4.2	40	17	<0.3	<0.3	1.5	0.32	0.74
1,1,2-Trichloroethane	5	8.0	11	9.6	12	<0.30	<0.30	<0.30	<0.30	<0.30	<0.30
Vinyl Chloride	0.2	<2.0	<10.0	<1.0	<1.0	<1.0	<1.0	<1.0	<1.0	<1.0	<1.0
Chloroethane	400	<2.0	<10.0	<1.0	<1.0	<1.0	<1.0	<1.0	<1.0	<1.0	<1.0
Chloromethane	30	<2.0	<2.0	<2.0	<2.0	<2.0	<2.0	<2.0	<2.0	<2.0	<2.0

D- Quantified on sample dilution.

B- Parameter was detected in the method blank.

NA- Not Analyzed

BDL- Below the Detection Limit

** Sample was received with air bubbles in both sample bottles.

* Two compounds saturated. Sample was not diluted further.

Dilutions were performed using EPA SW846 method 8260.

P/NP- Present/Not Present

J- Result is less than the LOQ but greater than the LOD

¹ Duplicate

NS- Not Sampled

Indicates Detection

MW-6 (cont.)

PARAMETER	Enforcement Standard	1994				1995			
		MARCH	JUNE	SEPT.	DEC.	MARCH	JUNE	SEPT.	DEC.
Dichlorodifluoromethane (Freon 12)	1000	<5.0	<5.0	<5.0	<5.0	<5.0	<5.0	15	2.4
Trichlorofluoromethane (Freon 11)	3490	<1.0	<1.0	<1.0	<1.0	<1.0	<1.0	<1.0	<1.0
1,1-Dichloroethane	850	<1.0	<0.50	<0.50	<0.50	0.87	<0.50	0.68	0.92
trans-1,2-Dichloroethene	100	<0.60	<0.60	<0.60	<0.60	<0.60	<0.60	<0.60	<0.30
Chloroform	6	<0.20	<0.20	<0.20	<0.20	<0.20	<0.20	<0.20	<0.30
1,1,1-Trichloroethane	200	45	42	54	64	42	60	31	D ⁴²
Trichloroethene	5	31	26	34	37	35	32	21	D ³⁴
Tetrachloroethene	5	2.3	1.1	1.8	1.9	2.0	2.2	2.5	2.0
Benzene	5	<0.30	<0.30	<0.30	<0.30	<0.30	<0.30	<0.30	<0.40
1,1-Dichloroethene	7	5.4	3.6	5.5	5.9	14	B ¹⁴	5.3	11
cis-1,2-Dichloroethene	70	0.53	<0.20	<0.20	<0.20	<0.20	<0.20	<0.20	0.35
1,2-Dichloroethane	5	<0.30	<0.30	<0.30	<0.30	<0.30	<0.30	<0.30	<0.50
1,1,2-Trichloroethane	5	<0.30	<0.30	<0.30	<0.30	<0.30	<0.30	<0.30	<0.30
Vinyl Chloride	0.2	<1.0	<1.0	<1.0	<1.0	<1.0	<1.0	<1.0	<1.0
Chloroethane	400	<1.0	<1.0	<1.0	<1.0	<1.0	<1.0	<1.0	<1.0
Chloromethane	30	<2.0	<2.0	<2.0	<2.0	<2.0	<2.0	<2.0	BJ ^{0.47}

PARAMETER	Enforcement Standard	1996				1997			
		MARCH	JUNE	SEPT.	DEC.	MARCH	JUNE	SEPT.	NOV.
Dichlorodifluoromethane (Freon 12)	1000	<2.0	<2.0	<2.0	<2.0	J ^{1.4}	J ^{1.5}	3.0	1.7
Trichlorofluoromethane (Freon 11)	3490	<1.0	<1.0	<1.0	<1.0	<1.0	<1.0	<1.0	<1.0
1,1-Dichloroethane	850	<0.30	<0.30	J ^{0.14}	0.55	<0.30	J ^{0.27}	<0.30	<0.30
trans-1,2-Dichloroethene	100	<0.30	<0.30	<0.30	<0.30	<0.30	J ^{0.13}	<0.30	<0.30
Chloroform	6	<0.30	<0.30	<0.30	<0.30	<0.30	<0.30	<0.30	<0.30
1,1,1-Trichloroethane	200	52	D ⁴⁹	D ⁵⁶	D ⁵⁹	D ⁵⁴	41	58	56
Trichloroethene	5	31	D ³³	D ⁴³	D ⁴⁷	D ⁴²	36	43	41
Tetrachloroethene	5	2.0	D ^{1.1}	3.6	4.2	4.0	3.4	4.3	3.5
Benzene	5	<0.30	<0.30	<0.30	<0.30	<0.30	<0.30	<0.30	<0.30
1,1-Dichloroethene	7	7.4	D ^{4.3}	5.1	12	8.3	5.6	8.8	7.3
cis-1,2-Dichloroethene	70	<0.30	<0.30	<0.30	0.48	<0.30	0.41	<0.30	<0.30
1,2-Dichloroethane	5	<0.50	<0.50	<0.50	<0.50	<0.50	<0.50	<0.50	<0.50
1,1,2-Trichloroethane	5	<0.30	<0.30	<0.30	<0.30	<0.30	<0.30	<0.30	<0.30
Vinyl Chloride	0.2	<1.0	<1.0	<1.0	<1.0	<1.0	<1.0	<1.0	<1.0
Chloroethane	400	<1.0	<1.0	<1.0	<1.0	<1.0	<1.0	<1.0	<1.0
Chloromethane	30	<2.0	<2.0	<2.0	<2.0	<2.0	<2.0	<2.0	<2.0
o-Xylene	2000	<0.40	<1.6	0.94	0.54	<0.40	<0.40	<0.40	<0.40

D- Quantified on sample dilution.

B- Parameter was detected in the method blank.

NA- Not Analyzed

BDL- Below the Detection Limit

** Sample was received with air bubbles in both sample bottles.

* Two compounds saturated. Sample was not diluted further.

Dilutions were performed using EPA SW846 method 8260.

P/N/P- Present/Not Present

J- Result is less than the LOQ but greater than the LOD

¹ Duplicate

NS- Not Sampled

Indicates Detection

MW-6 (cont.)

PARAMETER	Enforcement Standard	1998				1999			
		MARCH	JUNE	SEPT.	DEC.	MARCH	JUNE	SEPT.	DEC.
Dichlorodifluoromethane (Freon 12)	1000	J ^{0.54}	<2.0	<2.0	<2.0	J ^{0.45}	<2.0	<2.0	<2.0
Trichlorofluoromethane (Freon 11)	3490	<1.0	<1.0	<1.0	<1.0	<1.0	<1.0	<1.0	<1.0
1,1-Dichloroethane	850	<0.30	<0.30	<0.30	<0.30	0.30	<0.30	<0.30	<0.30
trans-1,2-Dichloroethene	100	<0.30	<0.30	<0.30	<0.30	J ^{0.15}	<0.30	<0.30	<0.30
Chloroform	6	<0.30	<0.30	<0.30	<0.30	<0.30	<0.30	<0.30	<0.30
1,1,1-Trichloroethane	200	48	29	33	E ³²	49	51 #	33	11
Trichloroethene	5	44	27	31	E ³⁰	53	56 #	38	16
Tetrachloroethene	5	3.3	2.3	2.0	2.0	6.0	4.3	3.7	1.3
Benzene	5	<0.30	<0.30	<0.30	<0.30	<0.30	<0.30	<0.30	<0.30
1,1-Dichloroethene	7	6.1	5.3	3.5	3.5	6.9	5.0	3.0	0.92
cis-1,2-Dichloroethene	70	0.32	<0.30	<0.30	0.30	0.32	<0.30	<0.30	<0.30
1,2-Dichloroethane	5	<0.50	<0.50	<0.50	<0.50	<0.50	<0.50	<0.50	<0.50
1,1,2-Trichloroethane	5	<0.30	<0.30	<0.30	<0.30	<0.30	<0.30	<0.30	<0.30
Vinyl Chloride	0.2	<1.0	<1.0	<1.0	<1.0	<1.0	<1.0	<1.0	<1.0
Chloroethane	400	<1.0	<1.0	<1.0	<1.0	<1.0	<1.0	<1.0	<1.0
Chloromethane	30	<2.0	<2.0	<2.0	<2.0	J ^{0.45}	<2.0	J ^{0.47}	<2.0
o-Xylene	2000	<0.40	<0.40	<0.40	<0.40	<0.40	<0.40	<0.40	<0.40

PARAMETER	Enforcement Standard	2000				2001		2002	
		MARCH	JUNE	SEPT.	DEC.	JUNE	DEC.	JUNE	JAN.'03
Dichlorodifluoromethane (Freon 12)	1000	Not enough water to collect sample.				<0.14	<0.14	<0.14	<0.14
Trichlorofluoromethane (Freon 11)	3490					<0.51	<0.51	<0.51	<0.51
1,1-Dichloroethane	850					<0.26	<0.26	<0.26	<0.26
trans-1,2-Dichloroethene	100					<0.11	<0.11	<0.11	<0.11
Chloroform	6					<0.18	<0.18	<0.18	<0.18
1,1,1-Trichloroethane	200					<0.19	3.8	3.9	5.7
Trichloroethene	5					2.0	8.0	7.2	12.0
Tetrachloroethene	5					J ^{0.18}	<0.13	J ^{0.38}	0.84
Benzene	5					<0.15	<0.15	<0.15	<0.15
1,1-Dichloroethene	7					<0.10	<0.10	0.32	<0.10
cis-1,2-Dichloroethene	70					<0.12	<0.12	<0.12	<0.12
1,2-Dichloroethane	5					<0.27	<0.27	<0.27	<0.27
1,1,2-Trichloroethane	5					<0.18	<0.18	<0.18	<0.18
Vinyl Chloride	0.2					<0.11	<0.11	<0.11	<0.11
Chloroethane	400					<0.24	<0.24	<0.24	<0.24
Chloromethane	30					<0.090	<0.090	<0.090	<0.090
o-Xylene	2000	<0.35	<0.35	<0.35	<0.35				

D- Quantified on sample dilution.

B- Parameter was detected in the method blank.

NA- Not Analyzed

BDL- Below the Detection Limit

E- Value exceeds highest calibration standard and should be considered an estimate.

** Sample was received with air bubbles in both sample bottles.

* Two compounds saturated. Sample was not diluted further.

Dilutions were performed using EPA SW846 method 8260.

P/NP- Present/Not Present

J- Result is less than the LOQ but greater than the LOD

¹ Duplicate

NS- Not Sampled

Indicates Detection

MW-6 (cont.)

PARAMETER	Enforcement Standard	2003		2004				
		JULY	JAN. '04	JULY	SEPT.	OCT.	NOV.	DEC.
Dichlorodifluoromethane (Freon 12)	1000	<0.14	<0.14	<2.0	<0.40	<0.40	6.2	3.1
Trichlorofluoromethane (Freon 11)	3490	<0.51	<0.51	<1.0	<0.50	<0.50	<1.3	<1.3
1,1-Dichloroethane	850	<0.26	<0.26	<0.50	<0.50	<0.50	<1.3	<1.3
trans-1,2-Dichloroethene	100	<0.11	<0.11	<0.50	<0.50	<0.50	<1.3	<1.3
Chloroform	6	<0.18	<0.18	<0.50	<0.25	<0.25	<0.63	<0.63
1,1,1-Trichloroethane	200	5.6	16	46	64	75	99	70
Trichloroethene	5	11	19	45	59	60	87	70
Tetrachloroethene	5	2.0	2.4	3.7	3.2	3.3	J ^{3.0}	3.0
Benzene	5	<0.15	<0.15	<0.50	<0.40	<0.40	<1.0	<1.0
1,1-Dichloroethene	7	0.31	0.47	<0.50	1.5	1.6	J ^{2.2}	1.5
cis-1,2-Dichloroethene	70	<0.12	<0.12	<0.50	<0.25	<0.25	<0.63	<0.63
1,2-Dichloroethane	5	<0.27	<0.27	<0.50	<0.40	<0.40	<1.0	<1.0
1,1,2-Trichloroethane	5	<0.18	<0.18	<0.50	J ^{0.47}	J ^{0.52}	<1.0	J ^{0.70}
Vinyl Chloride	0.2	<0.11	<0.11	<0.50	<0.12	<0.12	<0.30	<0.30
Chloroethane	400	<0.24	<0.24	<1.0	<0.50	<0.50	<1.3	<1.3
Chloromethane	30	<0.090	<0.090	<1.0	<0.30	<0.30	<0.75	<0.75
o-Xylene	2000	<0.35	<0.35	<0.50	<0.30	<0.30	<0.75	<0.75

PARAMETER	Enforcement Standard	2005				2006		2007	
		JAN.	MARCH	MAY	SEPT.	DEC.	MARCH	JUNE	JUNE
Dichlorodifluoromethane (Freon 12)	1000	<0.40	<0.60	<0.60	<0.60	<0.60	<0.60	<0.29	Not enough water to collect sample.
Trichlorofluoromethane (Freon 11)	3490	<1.3	<0.50	<0.50	<0.50	<0.50	<0.50	<0.70	
1,1-Dichloroethane	850	<1.3	<0.50	<0.50	<0.50	<0.50	<0.50	<0.40	
trans-1,2-Dichloroethene	100	<1.3	<0.60	<0.60	<0.60	<0.60	<0.60	<0.40	
Chloroform	6	<0.63	<0.50	<0.50	<0.50	<0.50	<0.50	<0.50	
1,1,1-Trichloroethane	200	59	52	14	5.5	40	25	22	
Trichloroethene	5	60	52	18	7.9	42	28	21	
Tetrachloroethene	5	2.7	2	J ^{0.73}	J ^{0.50}	2.30	J ^{1.3}	J ^{0.97}	
Benzene	5	<1.0	<0.40	<0.40	<0.40	<0.40	<0.40	<0.40	
1,1-Dichloroethene	7	1.3	J ^{0.92}	<0.50	<0.50	J ^{0.97}	J ^{0.53}	J ^{0.69}	
cis-1,2-Dichloroethene	70	<0.63	<0.60	<0.60	<0.60	<0.60	<0.60	<0.40	
1,2-Dichloroethane	5	<1.0	<0.50	<0.50	<0.50	<0.50	<0.50	<0.50	
1,1,2-Trichloroethane	5	J ^{0.56}	J ^{0.47}	<0.40	<0.40	J ^{0.45}	<0.40	<0.50	
Vinyl Chloride	0.2	<0.30	<0.12	<0.12	<0.12	<0.12	<0.12	<0.15	
Chloroethane	400	<1.3	<0.70	<0.70	<0.70	<0.70	<0.70	<0.60	
Chloromethane	30	<0.75	<0.24	<0.24	<0.24	<0.24	<0.24	<0.30	
o-Xylene	2000	<0.75	<0.40	<0.40	<0.40	<0.40	<0.40	<0.60	

D- Quantified on sample dilution.

B- Parameter was detected in the method blank.

NA- Not Analyzed

BDL- Below the Detection Limit

E- Value exceeds highest calibration standard and should be considered an estimate.

** Sample was received with air bubbles in both sample bottles.

* Two compounds saturated. Sample was not diluted further.

Dilutions were performed using EPA SW846 method 8260.

P/NP- Present/Not Present

J- Result is less than the LOQ but greater than the LOD

¹ Duplicate

NS- Not Sampled

Indicates Detection

MW-6 (cont.)

PARAMETER	Enforcement Standard	2008		2009		2010		2011	2012	2013
		JUNE	DEC.	JUNE	DEC.	JUNE	DEC.	DEC	JUNE	JUNE
Dichlorodifluoromethane (Freon 12)	1000	Not enough water to collect sample.	Not enough water to collect sample.	Not enough water to collect sample.	Not enough water to collect sample.	Not enough water to collect sample.	Not enough water to collect sample.	<0.23	Not enough water to collect sample.	Not enough water to collect sample.
Trichlorofluoromethane (Freon 11)	3490							<0.30		
1,1-Dichloroethane	850							<0.23		
trans-1,2-Dichloroethene	100							<0.21		
Chloroform	6							<0.34		
1,1,1-Trichloroethane	200							J ^{0.57}		
Trichloroethene	5							1.2		
Tetrachloroethene	5							<0.26		
Benzene	5							<0.36		
1,1-Dichloroethene	7							<0.47		
cis-1,2-Dichloroethene	70							<0.37		
1,2-Dichloroethane	5							<0.23		
1,1,2-Trichloroethane	5							<0.38		
Vinyl Chloride	0.2							<0.17		
Chloroethane	400							<0.32		
Chloromethane	30							<0.36		
o-Xylene	2000	<0.46								

PARAMETER	Enforcement Standard	2014	2015	2016	2017	2018
		JUNE	JUNE	JUNE	JUNE	JUNE
Dichlorodifluoromethane (Freon 12)	1000	<0.50	<0.49	<0.49	<0.23	<0.23
Trichlorofluoromethane (Freon 11)	3490	<0.22	<0.18	<0.18	<0.33	<0.23
1,1-Dichloroethane	850	<0.16	<0.22	<0.22	<0.17	<0.17
trans-1,2-Dichloroethene	100	<0.23	<0.21	<0.21	<0.16	<0.12
Chloroform	6	<0.16	<0.27	<0.27	<0.21	<0.45
1,1,1-Trichloroethane	200	J ^{0.53}	<0.20	<0.20	<0.17	<0.14
Trichloroethene	5	1.3	J ^{0.39}	J ^{0.27}	J ^{0.27}	J ^{0.44}
Tetrachloroethene	5	J ^{0.37}	<0.19	<0.19	<0.25	<0.17
Benzene	5	J ^{0.33}	<0.21	<0.21	<0.16	<0.10
1,1-Dichloroethene	7	<0.20	<0.22	<0.22	<0.28	<0.16
cis-1,2-Dichloroethene	70	J ^{0.31}	<0.25	<0.25	<0.12	<0.15
1,2-Dichloroethane	5	<0.13	<0.17	J ^{0.19}	<0.17	<0.22
1,1,2-Trichloroethane	5	<0.13	<0.24	<0.24	<0.15	<0.18
Vinyl Chloride	0.2	<0.20	<0.15	<0.15	<0.069	<0.092
Chloroethane	400	<0.24	<0.34	<0.34	<0.34	<0.49
Chloromethane	30	<0.34	<0.64	<0.64	<0.25	<0.16
o-Xylene	2000	<0.094	<0.19	<0.19	<0.14	<0.16

D- Quantified on sample dilution.

B- Parameter was detected in the method blank.

NA- Not Analyzed

BDL- Below the Detection Limit

E- Value exceeds highest calibration standard and should be considered an estimate.

** Sample was received with air bubbles in both sample bottles.

* Two compounds saturated. Sample was not diluted further.

Dilutions were performed using EPA SW846 method 8260.

P/N/P- Present/Not Present

J- Result is less than the LOQ but greater than the LOD

¹ Duplicate

NS- Not Sampled

Indicates Detection

MW-7

PARAMETER	Enforcement Standard	1985	1988	1989				1990		1991
		APRIL	JULY	MARCH	MAY	JUNE	DEC.	JUNE	DEC.	OCT.
Dichlorodifluoromethane (Freon 12)	1000	<1.0	P/NP	P/NP	P/NP	P/NP	P/NP	P/NP	P/NP	<2.0
Trichlorofluoromethane (Freon 11)	3490	<1.0	<1.0	<1.0	<1.0	<1.0	<1.0	<1.0	<1.0	<2.0
1,1-Dichloroethane	850	<1.0	<1.0	<1.0	<1.0	<1.0	<1.0	<1.0	<1.0	<1.0
trans-1,2-Dichloroethene	100	<1.0	<1.0	<1.0	<1.0	<1.0	<1.0	<1.0	<1.0	<1.0
Chloroform	6	<1.0	<1.0	<1.0	<1.0	<1.0	<1.0	<1.0	<1.0	2.0
1,1,1-Trichloroethane	200	71	24	52	50	62	43	28	29	26
Trichloroethene	5	70	4.0	85	40	33	39	19	72	23
Tetrachloroethene	5	<1.0	<1.0	4.0	<1.0	<1.0	1.0	<1.0	2.0	<1.0
Benzene	5	<1.0	<1.0	<1.0	<1.0	<1.0	<1.0	<1.0	<1.0	<1.0
1,1-Dichloroethene	7	31	<1.0	7.0	13	5.0	5.0	<1.0	3.0	2.0
cis-1,2-Dichloroethene	70	NA	NA	NA	NA	NA	NA	NA	NA	NA
1,2-Dichloroethane	5	<1.0	<1.0	<1.0	<1.0	<1.0	2.0	<1.0	<1.0	<1.0
1,1,2-Trichloroethane	5	<1.0	<1.0	<1.0	<1.0	<1.0	<1.0	<1.0	<1.0	<1.0
Vinyl Chloride	0.2	<1.0	P/NP	P/NP	P/NP	P/NP	P/NP	P/NP	P/NP	<2.0
Chloroethane	400	<1.0	P/NP	P/NP	P/NP	P/NP	P/NP	P/NP	P/NP	<2.0
Chloromethane	30	<2.0	<2.0	<2.0	<2.0	<2.0	<2.0	<2.0	<2.0	<2.0

PARAMETER	Enforcement Standard	1992			1993				
		JUNE	SEPT.	DEC.	FEB.	MARCH	JUNE	SEPT.	DEC.
Dichlorodifluoromethane (Freon 12)	1000	<5.0	<5.0	<5.0	<5.0	<5.0	<5.0	<5.0	<5.0
Trichlorofluoromethane (Freon 11)	3490	<1.0	<1.0	<1.0	<1.0	<1.0	<1.0	<1.0	<1.0
1,1-Dichloroethane	850	<0.50	<0.50	<0.50	<0.50	<0.50	<0.50	<0.50	<0.50
trans-1,2-Dichloroethene	100	<0.60	<0.60	<0.60	<0.60	<0.60	<0.60	<0.60	<0.60
Chloroform	6	4.8	<0.20	<0.20	<0.20	<0.20	<0.20	<0.20	<0.20
1,1,1-Trichloroethane	200	27	60	43	51	29	14	3.6	11
Trichloroethene	5	26	51	42	42	25	9.8	5.4	9.2
Tetrachloroethene	5	2.4	3.2	0.94	2.4	1.7	0.69	<0.4	0.6
Benzene	5	<0.30	<0.30	<0.30	<0.30	<0.30	<0.30	<0.30	<0.30
1,1-Dichloroethene	7	5.1	7.3	3.9	10	5.6	3.5	0.63	1.6
cis-1,2-Dichloroethene	70	<0.20	<0.20	<0.20	<0.20	<0.20	<0.20	<0.20	<0.20
1,2-Dichloroethane	5	<0.30	<0.30	<0.30	<0.30	<0.30	<0.30	<0.30	<0.30
1,1,2-Trichloroethane	5	<1.0	<0.30	<0.30	<0.30	<0.30	<0.30	<0.30	<0.30
Vinyl Chloride	0.2	<1.0	<1.0	<1.0	<1.0	<1.0	<1.0	<1.0	<1.0
Chloroethane	400	<1.0	<1.0	<1.0	<1.0	<1.0	<1.0	<1.0	<1.0
Chloromethane	30	<2.0	<2.0	<2.0	<2.0	<2.0	<2.0	<2.0	<2.0

D- Quantified on sample dilution.

B- Parameter was detected in the method blank.

NA- Not Analyzed

BDL- Below the Detection Limit

** Sample was received with air bubbles in both sample bottles.

* Two compounds saturated. Sample was not diluted further.

Dilutions were performed using EPA SW846 method 8260.

P/NP- Present/Not Present

J- Result is less than the LOQ but greater than the LOD

¹ Duplicate

NS- Not Sampled

Indicates Detection

MW-7 (cont.)

PARAMETER	Enforcement Standard	1994			1995			
		MARCH	JUNE	DEC.	MARCH	JUNE	SEPT.	DEC.
Dichlorodifluoromethane (Freon 12)	1000	<5.0	<5.0	<5.0	<5.0	<5.0	<5.0	<2.0
Trichlorofluoromethane (Freon 11)	3490	<1.0	<1.0	<1.0	<1.0	<1.0	<1.0	<1.0
1,1-Dichloroethane	850	<0.50	<0.50	<0.50	<0.50	<0.50	<0.50	<0.30
trans-1,2-Dichloroethene	100	<0.60	<0.60	<0.60	<0.60	<0.60	<0.60	<0.30
Chloroform	6	<0.20	<0.20	<0.20	<0.20	<0.20	<0.20	<0.30
1,1,1-Trichloroethane	200	3.9	3.9	2.7	3.8	5.0	3.0	2.8
Trichloroethene	5	4.1	3.9	2.4	3.8	3.2	2.9	3.4
Tetrachloroethene	5	<0.40	<0.40	<0.40	<0.40	<0.40	<0.40	0.17
Benzene	5	<0.30	<0.30	<0.30	<0.30	<0.30	<0.20	<0.30
1,1-Dichloroethene	7	<0.20	<0.20	<0.20	<0.20	0.89	<0.20	0.97
cis-1,2-Dichloroethene	70	<0.20	<0.20	<0.20	<0.20	<0.20	<0.20	<0.30
1,2-Dichloroethane	5	<0.30	<0.30	<0.30	<0.30	<0.30	<0.30	<0.50
1,1,2-Trichloroethane	5	<0.30	<0.30	<0.30	<0.30	<0.30	<0.30	<0.30
Vinyl Chloride	0.2	<1.0	<1.0	<1.0	<1.0	<1.0	<1.0	<1.0
Chloroethane	400	<1.0	<1.0	<1.0	<1.0	<1.0	<1.0	<1.0
Chloromethane	30	<2.0	<2.0	<2.0	<2.0	<2.0	<2.0	<2.0

PARAMETER	Enforcement Standard	1996				1997			
		MARCH	JUNE	SEPT.	DEC.	MARCH	JUNE	SEPT.	NOV.
Dichlorodifluoromethane (Freon 12)	1000	<2.0	<2.0	<2.0	<2.0	<2.0	<2.0	<2.0	<2.0
Trichlorofluoromethane (Freon 11)	3490	<1.0	<1.0	<1.0	<1.0	<1.0	<1.0	<1.0	<1.0
1,1-Dichloroethane	850	<0.30	<0.30	<0.30	<0.30	<0.30	<0.30	<0.30	<0.30
trans-1,2-Dichloroethene	100	<0.30	<0.30	<0.30	<0.30	<0.30	<0.30	<0.30	<0.30
Chloroform	6	<0.30	<0.30	<0.30	<0.30	<0.30	<0.30	<0.30	<0.30
1,1,1-Trichloroethane	200	2.9	3.1	3.7	2.2	2.6	2.4	2.7	2.7
Trichloroethene	5	2.5	2.8	3.4	2.1	2.6	2.8	2.6	2.6
Tetrachloroethene	5	<0.40	<0.40	<0.40	<0.40	<0.40	J ^{0.29}	<0.40	<0.40
Benzene	5	<0.30	<0.30	<0.30	<0.30	<0.30	<0.30	<0.30	<0.30
1,1-Dichloroethene	7	0.43	J ^{0.18}	0.22	0.28	<0.20	0.34	<0.20	0.22
cis-1,2-Dichloroethene	70	<0.30	<0.30	<0.30	<0.30	<0.30	<0.30	<0.30	<0.30
1,2-Dichloroethane	5	<0.50	<0.50	<0.50	<0.50	<0.50	<0.50	<0.50	<0.50
1,1,2-Trichloroethane	5	<0.30	<0.30	<0.30	<0.30	<0.30	<0.30	<0.30	<0.30
Vinyl Chloride	0.2	<1.0	<1.0	<1.0	<1.0	<1.0	<1.0	<1.0	<1.0
Chloroethane	400	<1.0	<1.0	<1.0	<1.0	<1.0	<1.0	<1.0	<1.0
Chloromethane	30	<2.0	<2.0	<2.0	<2.0	<2.0	<2.0	<2.0	<2.0

D- Quantified on sample dilution.

B- Parameter was detected in the method blank.

NA- Not Analyzed

BDL- Below the Detection Limit

** Sample was received with air bubbles in both sample bottles.

* Two compounds saturated. Sample was not diluted further.

Dilutions were performed using EPA SW846 method 8260.

P/NP- Present/Not Present

J- Result is less than the LOQ but greater than the LOD

¹ Duplicate

NS- Not Sampled

Indicates Detection

MW-7 (cont.)

PARAMETER	Enforcement Standard	1998				1999			
		MARCH	JUNE	SEPT.	DEC.	MARCH	JUNE	SEPT.	DEC.
Dichlorodifluoromethane (Freon 12)	1000	<2.0	<2.0	<2.0	<2.0	J ^{0.97}	<2.0	<2.0	<2.0
Trichlorofluoromethane (Freon 11)	3490	<1.0	<1.0	<1.0	<1.0	<1.0	<1.0	<1.0	<1.0
1,1-Dichloroethane	850	<0.30	<0.30	<0.30	<0.30	<0.30	<0.30	<0.30	<0.30
trans-1,2-Dichloroethene	100	<0.30	<0.30	<0.30	<0.30	<0.30	<0.30	<0.30	<0.30
Chloroform	6	<0.30	<0.30	<0.30	<0.30	<0.30	<0.30	<0.30	<0.30
1,1,1-Trichloroethane	200	2.0	1.9	1.8	2.2	1.6	0.53	<0.30	1.1
Trichloroethene	5	1.9	1.6	2.1	1.8	1.5	0.76	0.65	1.1
Tetrachloroethene	5	<0.40	<0.40	<0.40	<0.40	<0.40	<0.40	<0.40	<0.40
Benzene	5	<0.30	<0.30	<0.30	<0.30	<0.30	<0.30	<0.30	<0.30
1,1-Dichloroethene	7	0.36	<0.20	<0.20	0.34	0.29	<0.20	<0.20	<0.20
cis-1,2-Dichloroethene	70	<0.30	<0.30	<0.30	<0.30	<0.30	<0.30	<0.30	<0.30
1,2-Dichloroethane	5	<0.50	<0.50	<0.50	<0.50	<0.50	<0.50	<0.50	<0.50
1,1,2-Trichloroethane	5	<0.30	<0.30	<0.30	<0.30	<0.30	<0.30	<0.30	<0.30
Vinyl Chloride	0.2	<1.0	<1.0	<1.0	<1.0	<1.0	<1.0	<1.0	<1.0
Chloroethane	400	<1.0	<1.0	<1.0	<1.0	<1.0	<1.0	<1.0	<1.0
Chloromethane	30	<2.0	<2.0	<2.0	<2.0	J ^{0.29}	<2.0	J ^{0.50}	<2.0
Methylene Chloride	5	<5.0	BJ ^{1,2}	<5.0	<5.0	<5.0	<5.0	<5.0	<5.0

PARAMETER	Enforcement Standard	2000				2001		2002	
		MARCH	JUNE	SEPT.	DEC.	JUNE	DEC.	JUNE	JAN.'03
Dichlorodifluoromethane (Freon 12)	1000	<0.14	<0.14	<0.14	<0.14	<0.14	<0.14	<0.14	<0.14
Trichlorofluoromethane (Freon 11)	3490	<0.51	<0.51	<0.51	<0.51	<0.51	<0.51	<0.51	<0.51
1,1-Dichloroethane	850	<0.26	<0.26	<0.26	<0.26	<0.26	<0.26	<0.26	<0.26
trans-1,2-Dichloroethene	100	<0.11	<0.11	<0.11	<0.11	<0.11	<0.11	<0.11	<0.11
Chloroform	6	<0.18	<0.18	<0.18	<0.18	<0.18	<0.18	<0.18	<0.18
1,1,1-Trichloroethane	200	1.0	1.3	0.57	9.9	<0.19	1.0	1.3	0.74
Trichloroethene	5	1.1	1.3	1.3	17	J ^{0.26}	1.5	1.6	0.54
Tetrachloroethene	5	<0.13	<0.13	<0.13	0.60	<0.13	<0.13	<0.13	<0.13
Benzene	5	<0.15	<0.15	<0.15	<0.15	<0.15	<0.15	<0.15	<0.15
1,1-Dichloroethene	7	J ^{0.13}	0.26	<0.10	3.8	<0.10	J ^{0.12}	0.32	0.38
cis-1,2-Dichloroethene	70	<0.12	<0.12	<0.12	<0.12	<0.12	<0.12	<0.12	<0.12
1,2-Dichloroethane	5	<0.27	<0.27	<0.27	<0.27	<0.27	<0.27	<0.27	<0.27
1,1,2-Trichloroethane	5	<0.18	<0.18	<0.18	<0.18	<0.18	<0.18	<0.18	<0.18
Vinyl Chloride	0.2	<0.11	<0.11	<0.11	<0.11	<0.11	<0.11	<0.11	<0.11
Chloroethane	400	<0.24	<0.24	<0.24	<0.24	<0.24	<0.24	<0.24	<0.24
Chloromethane	30	<0.90	<0.90	<0.90	<0.90	<0.090	J ^{0.84}	<0.090	<0.090
Methylene Chloride	5	<0.45	<0.45	<0.45	<0.45	<0.35	<0.35	<0.35	<0.35

D- Quantified on sample dilution.

B- Parameter was detected in the method blank.

NA- Not Analyzed

BDL- Below the Detection Limit

** Sample was received with air bubbles in both sample bottles.

* Two compounds saturated. Sample was not diluted further.

Dilutions were performed using EPA SW846 method 8260.

P/NP- Present/Not Present

J- Result is less than the LOQ but greater than the LOD

¹ Duplicate

NS- Not Sampled

Indicates Detection

MW-7 (cont.)

PARAMETER	Enforcement Standard	2003		2004			2005			
		JULY	JAN. '04	JUNE	SEPT.	DEC.	MARCH	JUNE	SEPT.	DEC.
Dichlorodifluoromethane (Freon 12)	1000	<0.14	<0.14	<2.0	<0.40	<0.40	J ^{0.74}	<0.60	<0.60	<0.60
Trichlorofluoromethane (Freon 11)	3490	<0.51	<0.51	<1.0	<0.50	<0.50	<0.50	<0.50	<0.50	<0.50
1,1-Dichloroethane	850	<0.26	<0.26	<0.50	<0.50	<0.50	<0.50	<0.50	<0.50	<0.50
trans-1,2-Dichloroethene	100	<0.11	<0.11	<0.50	<0.50	<0.50	<0.60	<0.60	<0.60	<0.60
Chloroform	6	94.4	<0.18	<0.50	<0.25	<0.25	<0.50	<0.50	<0.50	<0.50
1,1,1-Trichloroethane	200	<0.19	0.56	1.1	J ^{1.4}	1.8	2.1	J ^{1.7}	J ^{1.7}	J ^{1.5}
Trichloroethene	5	<0.14	0.62	1.3	1.7	2.3	3.0	2.7	2.5	2.7
Tetrachloroethene	5	<0.13	<0.13	<0.50	<0.40	<0.40	<0.40	<0.40	<0.40	<0.40
Benzene	5	<0.15	<0.15	<0.50	<0.40	<0.40	<0.40	<0.40	<0.40	<0.40
1,1-Dichloroethene	7	<0.18	<0.10	J ^{0.17}	<0.30	J ^{0.52}	J ^{0.65}	J ^{0.57}	J ^{0.69}	<0.50
cis-1,2-Dichloroethene	70	<0.12	<0.12	<0.50	<0.25	<0.25	<0.60	<0.60	<0.60	<0.60
1,2-Dichloroethane	5	<0.27	<0.27	<0.50	<0.40	<0.40	<0.50	<0.50	<0.50	<0.50
1,1,2-Trichloroethane	5	<0.18	<0.18	<0.50	<0.40	<0.40	<0.40	<0.40	<0.40	<0.40
Vinyl Chloride	0.2	<0.11	<0.11	<0.50	<0.12	<0.12	<0.12	<0.12	<0.12	<0.12
Chloroethane	400	<0.24	<0.24	<1.0	<0.50	<0.50	<0.70	<0.70	<0.70	<0.70
Chloromethane	30	J ^{0.15}	<0.090	<1.0	<0.30	<0.30	<0.24	<0.24	J ^{0.57}	<0.24
Methylene Chloride	5	<0.35	<0.35	<5.0	<0.50	<0.50	<0.40	<0.40	<0.40	<0.40

PARAMETER	Enforcement Standard	2006		2007		2008		2009	
		JUNE	DEC.	JUNE	DEC.	JUNE	DEC.	JUNE	DEC.
Dichlorodifluoromethane (Freon 12)	1000	<0.29	<0.29	<0.40	<0.40	<0.40	<0.40	<1.0	<1.0
Trichlorofluoromethane (Freon 11)	3490	<0.70	<0.70	<0.40	<0.40	<0.40	<0.40	<1.0	<1.0
1,1-Dichloroethane	850	<0.40	<0.40	<0.40	<0.40	<0.40	<0.40	<1.0	<1.0
trans-1,2-Dichloroethene	100	<0.40	<0.40	<0.50	<0.50	<0.50	<0.50	<1.0	<1.0
Chloroform	6	<0.50	<0.50	<0.22	<0.22	<0.22	<0.22	<1.0	<1.0
1,1,1-Trichloroethane	200	1.9	1.3	J ^{1.3}	<0.60	<0.60	<0.60	<1.0	<1.0
Trichloroethene	5	3.2	2.2	2.3	<0.15	<0.15	<0.15	<1.0	<1.0
Tetrachloroethene	5	<0.40	<0.29	<0.40	<0.40	<0.40	<0.40	<1.0	<1.0
Benzene	5	<0.40	<0.40	<0.16	<0.16	<0.16	<0.16	<1.0	<1.0
1,1-Dichloroethene	7	J ^{0.77}	J ^{0.69}	J ^{0.81}	<0.40	<0.40	<0.40	<1.0	<1.0
cis-1,2-Dichloroethene	70	<0.40	<0.40	<0.40	<0.40	<0.40	<0.40	<1.0	<1.0
1,2-Dichloroethane	5	<0.50	<0.50	<0.30	<0.30	<0.30	<0.30	<1.0	<1.0
1,1,2-Trichloroethane	5	<0.50	<0.50	<0.50	<0.50	<0.50	<0.50	<1.0	<1.0
Vinyl Chloride	0.2	<0.15	<0.15	<0.15	<0.15	<0.15	<0.15	<0.40	<0.40
Chloroethane	400	<0.60	<0.60	<0.40	<0.40	<0.40	<0.40	<1.0	<1.0
Chloromethane	30	<0.30	<0.30	<0.30	<0.30	<0.30	<0.30	<4.0	<4.0
Methylene Chloride	5	<1.0	<1.0	<0.50	<0.50	<0.50	<0.50	<4.0	<4.0

D- Quantified on sample dilution.

B- Parameter was detected in the method blank.

NA- Not Analyzed

BDL- Below the Detection Limit

** Sample was received with air bubbles in both sample bottles.

* Two compounds saturated. Sample was not diluted further.

Dilutions were performed using EPA SW846 method 8260.

P/NP- Present/Not Present

J- Result is less than the LOQ but greater than the LOD

¹ Duplicate

NS- Not Sampled

Indicates Detection

MW-7 (cont.)

PARAMETER	Enforcement Standard	2010		2011		2012		2013	
		JUNE	DEC.	JUNE	DEC	JUNE	DEC	JUNE	DEC
Dichlorodifluoromethane (Freon 12)	1000	<0.30	<0.30	<0.23	<0.23	<0.20	<0.20	<0.40	<0.20
Trichlorofluoromethane (Freon 11)	3490	<0.14	<0.14	<0.30	<0.30	<0.13	<0.13	<0.13	<0.13
1,1-Dichloroethane	850	<0.080	<0.080	<0.23	<0.23	<0.11	<0.11	<0.50	<0.50
trans-1,2-Dichloroethene	100	<0.11	<0.11	<0.21	<0.21	<0.14	<0.15	<0.24	<0.24
Chloroform	6	<0.090	<0.090	<0.34	<0.34	<0.10	<0.50	<0.27	<0.27
1,1,1-Trichloroethane	200	<0.090	<0.090	<0.26	<0.26	<0.19	<0.19	<0.50	<0.50
Trichloroethene	5	<0.14	<0.14	<0.20	<0.20	<0.070	J ^{0.26}	<0.12	<0.12
Tetrachloroethene	5	<0.15	<0.15	<0.26	<0.26	<0.13	<0.13	<0.29	<0.29
Benzene	5	<0.080	<0.080	<0.36	<0.36	<0.053	<0.062	<0.24	<0.24
1,1-Dichloroethene	7	<0.20	<0.20	<0.47	<0.47	<0.19	<0.19	<0.24	<0.24
cis-1,2-Dichloroethene	70	<0.23	<0.23	<0.37	<0.37	<0.085	<0.085	<0.23	<0.23
1,2-Dichloroethane	5	<0.080	<0.080	<0.23	<0.23	<0.37	<0.37	<0.22	<0.22
1,1,2-Trichloroethane	5	<0.11	<0.11	<0.38	<0.38	<0.015	<0.015	<0.16	<0.16
Vinyl Chloride	0.2	<0.11	<0.11	<0.17	<0.17	<0.16	<0.16	<0.14	<0.14
Chloroethane	400	<0.32	<0.32	<0.32	<0.32	<0.22	<0.22	<0.50	<0.50
Chloromethane	30	<0.36	<0.36	<0.36	<0.36	<0.41	<0.41	<2.0	<2.0
Methylene Chloride	5	<2.0	<2.0	<2.0	<2.0	<2.0	<2.0	<2.0	<2.0

PARAMETER	Enforcement Standard	2014		2015		2016		2017	
		JUNE	DEC.	JUNE	DEC.	JUNE	DEC.	JUNE	DEC.
Dichlorodifluoromethane (Freon 12)	1000	<0.50	<0.50	<0.49	<0.49	<0.49	<0.23	<0.23	<0.22
Trichlorofluoromethane (Freon 11)	3490	<0.22	<0.22	<0.18	<0.18	<0.18	<0.33	<0.33	<0.18
1,1-Dichloroethane	850	<0.16	<0.16	<0.22	<0.22	<0.22	<0.17	<0.17	<0.24
trans-1,2-Dichloroethene	100	<0.23	<0.23	<0.21	<0.21	<0.21	<0.16	<0.16	<0.26
Chloroform	6	<0.16	<0.16	<0.27	<0.27	<0.27	<0.21	<0.21	<2.5
1,1,1-Trichloroethane	200	<0.26	<0.26	<0.20	<0.20	<0.20	J ^{0.34}	<0.17	<0.50
Trichloroethene	5	<0.091	<0.091	0.54	<0.14	0.52	0.64	<0.052	J ^{0.94}
Tetrachloroethene	5	<0.16	<0.16	<0.19	<0.19	<0.19	<0.25	<0.25	<0.50
Benzene	5	<0.15	<0.15	<0.21	<0.21	<0.21	<0.16	<0.16	<0.50
1,1-Dichloroethene	7	<0.20	<0.20	<0.22	<0.22	<0.22	<0.28	<0.28	<0.41
cis-1,2-Dichloroethene	70	<0.13	<0.13	<0.25	<0.25	<0.25	<0.12	<0.12	<0.26
1,2-Dichloroethane	5	<0.13	<0.13	<0.17	<0.17	<0.17	<0.17	<0.17	<0.17
1,1,2-Trichloroethane	5	<0.13	<0.13	<0.24	<0.24	<0.24	<0.15	<0.15	<0.20
Vinyl Chloride	0.2	<0.20	<0.20	<0.15	<0.15	<0.15	<0.069	<0.069	<0.18
Chloroethane	400	<0.24	<0.24	<0.34	<0.34	<0.34	<0.34	<0.34	<0.37
Chloromethane	30	<0.34	<0.34	<0.64	<0.64	<0.64	<0.25	<0.25	<0.50
Methylene Chloride	5	<2.0	<2.0	<0.56	<0.56	<0.56	<0.29	<0.29	J ^{0.26}

D- Quantified on sample dilution.

B- Parameter was detected in the method blank.

NA- Not Analyzed

BDL- Below the Detection Limit

** Sample was received with air bubbles in both sample bottles.

* Two compounds saturated. Sample was not diluted further.

Dilutions were performed using EPA SW846 method 8260.

P/NP- Present/Not Present

J- Result is less than the LOQ but greater than the LOD

¹ Duplicate

NS- Not Sampled

Indicates Detection

MW-7 (cont.)

PARAMETER	Enforcement Standard	2018	
		JUNE	DEC.
Dichlorodifluoromethane (Freon 12)	1000	<0.23	<0.23
Trichlorofluoromethane (Freon 11)	3490	<0.23	<0.23
1,1-Dichloroethane	850	<0.17	<0.17
trans-1,2-Dichloroethene	100	<0.12	<0.24
Chloroform	6	<0.45	<0.45
1,1,1-Trichloroethane	200	<0.14	J ^{0.19}
Trichloroethene	5	0.90	0.67
Tetrachloroethene	5	<0.17	<0.17
Benzene	5	<0.10	<0.10
1,1-Dichloroethene	7	<0.16	<0.16
cis-1,2-Dichloroethene	70	<0.15	<0.15
1,2-Dichloroethane	5	<0.22	<0.22
1,1,2-Trichloroethane	5	<0.18	<0.18
Vinyl Chloride	0.2	<0.092	<0.092
Chloroethane	400	<0.49	<0.49
Chloromethane	30	<0.16	<0.16
Methylene Chloride	5	<0.98	<0.98

D- Quantified on sample dilution.

B- Parameter was detected in the method blank.

NA- Not Analyzed

BDL- Below the Detection Limit

** Sample was received with air bubbles in both sample bottles.

* Two compounds saturated. Sample was not diluted further.

Dilutions were performed using EPA SW846 method 8260.

P/NP- Present/Not Present

J- Result is less than the LOQ but greater than the LOD

¹ Duplicate

NS- Not Sampled

Indicates Detection

MW-8

PARAMETER	Enforcement Standard	1987		1988		1989				1990	
		APRIL	MAY	JULY	AUG.	MARCH	MAY	JUNE	DEC.	JUNE	DEC.
Dichlorodifluoromethane (Freon 12)	1000	NA	<1.0	P/NP	P/NP	P/NP	P/NP	P/NP	P/NP	P/NP	P/NP
Trichlorofluoromethane (Freon 11)	3490	<0.50	<0.10	<1.0	<1.0	<1.0	<1.0	<1.0	<1.0	<1.0	<1.0
1,1-Dichloroethane	850	<0.50	<0.10	<1.0	<1.0	<1.0	<1.0	<1.0	<1.0	<1.0	<1.0
trans-1,2-Dichloroethene	100	<0.50	<0.10	<1.0	<1.0	<1.0	<1.0	<1.0	<1.0	<1.0	<1.0
Chloroform	6	<0.50	<0.10	<1.0	<1.0	<1.0	<1.0	<1.0	<1.0	<1.0	<1.0
1,1,1-Trichloroethane	200	<0.50	<0.10	<1.0	<1.0	<1.0	<1.0	<1.0	<1.0	<1.0	<1.0
Trichloroethene	5	<0.50	<0.10	<1.0	<1.0	<1.0	<1.0	<1.0	<1.0	<1.0	<1.0
Tetrachloroethene	5	<0.50	<0.10	<1.0	<1.0	<1.0	<1.0	<1.0	<1.0	<1.0	<1.0
Benzene	5	<0.50	NA	<1.0	<1.0	<1.0	<1.0	<1.0	<1.0	<1.0	<1.0
1,1-Dichloroethene	7	<0.50	<0.10	<1.0	<1.0	<1.0	<1.0	<1.0	<1.0	<1.0	<1.0
cis-1,2-Dichloroethene	70	NA	NA	NA	NA	NA	NA	NA	NA	NA	NA
1,2-Dichloroethane	5	<0.50	<0.10	<1.0	<1.0	<1.0	<1.0	<1.0	<1.0	<1.0	<1.0
1,1,2-Trichloroethane	5	NA	<0.10	<1.0	<1.0	<1.0	<1.0	<1.0	<1.0	<1.0	<1.0
Vinyl Chloride	0.2	<0.50	<0.20	P/NP	P/NP	P/NP	P/NP	P/NP	P/NP	P/NP	P/NP
Chloroethane	400	<0.50	<0.50	P/NP	P/NP	P/NP	P/NP	P/NP	P/NP	P/NP	P/NP
Chloromethane	30	<2.0	<2.0	<2.0	<2.0	<2.0	<2.0	<2.0	<2.0	<2.0	<2.0

PARAMETER	Enforcement Standard	1991	1992	1993		1994		1995		1996	
		OCT.	JUNE	JUNE	DEC.	JUNE	DEC.	JUNE	DEC.	JUNE	DEC.
Dichlorodifluoromethane (Freon 12)	1000	<2.0	<5.0	<5.0	<5.0	<5.0	<5.0	<5.0	<2.0	<2.0	<2.0
Trichlorofluoromethane (Freon 11)	3490	<2.0	<1.0	<1.0	<1.0	<1.0	<1.0	<1.0	J ^{0.77}	<1.0	<1.0
1,1-Dichloroethane	850	<1.0	<0.50	<0.50	<0.50	<0.50	<0.50	<0.50	<0.30	<0.30	<0.30
trans-1,2-Dichloroethene	100	<1.0	<0.60	<0.60	<0.60	<0.60	<0.60	<0.60	<0.30	<0.30	<0.30
Chloroform	6	<1.0	<0.20	<0.20	<0.20	<0.20	<0.20	<0.20	<0.30	<0.30	<0.30
1,1,1-Trichloroethane	200	<1.0	<0.20	<0.20	<0.20	<0.20	<0.20	<0.70	<0.20	<0.20	<0.20
Trichloroethene	5	<1.0	<0.40	<0.40	<0.40	<0.40	<0.40	<0.40	0.68	<0.30	<0.30
Tetrachloroethene	5	<1.0	<1.0	<0.40	<0.40	<0.40	<0.40	<0.40	<0.40	<0.40	<0.40
Benzene	5	<1.0	<0.30	<0.30	<0.30	<0.30	<0.30	<0.30	<0.30	<0.30	<0.30
1,1-Dichloroethene	7	<1.0	<0.20	<0.20	0.43	<0.20	<0.20	<0.20	<0.20	<0.20	<0.20
cis-1,2-Dichloroethene	70	NA	<0.20	<0.20	<0.20	<0.20	<0.20	<0.20	<0.30	<0.30	<0.30
1,2-Dichloroethane	5	<1.0	<0.30	<0.30	<0.30	<0.30	<0.30	<0.30	<0.50	<0.50	<0.50
1,1,2-Trichloroethane	5	<1.0	<1.0	<0.30	<0.30	<0.30	<0.30	<0.30	<0.30	<0.30	<0.30
Vinyl Chloride	0.2	<2.0	<1.0	<1.0	<1.0	<1.0	<1.0	<1.0	<1.0	<1.0	<1.0
Chloroethane	400	<2.0	<1.0	<1.0	<1.0	<1.0	<1.0	<1.0	<1.0	<1.0	<1.0
Chloromethane	30	<2.0	<2.0	<2.0	<2.0	<2.0	<2.0	<2.0	BJ ^{0.36}	<2.0	<2.0
o-Xylene	2000	<0.30	<0.30	<0.30	<0.30	<0.30	<0.30	<0.30	<0.40	0.46	<0.40

D- Quantified on sample dilution.

B- Parameter was detected in the method blank.

NA- Not Analyzed

BDL- Below the Detection Limit

** Sample was received with air bubbles in both sample bottles.

* Two compounds saturated. Sample was not diluted further.

Dilutions were performed using EPA SW846 method 8260.

P/NP- Present/Not Present

J- Result is less than the LOQ but greater than the LOD

¹ Duplicate

NS- Not Sampled

Indicates Detection

MW-8 (cont.)

PARAMETER	Enforcement Standard	1997		1998		1999		2000		2001	
		JUNE	NOV.	JUNE	DEC.	JUNE	DEC.	JUNE	DEC.	JUNE	DEC.
Dichlorodifluoromethane (Freon 12)	1000	<2.0	NS	NS	NS	NS	NS	NS	NS	NS	NS
Trichlorofluoromethane (Freon 11)	3490	<1.0	NS	NS	NS	NS	NS	NS	NS	NS	NS
1,1-Dichloroethane	850	<0.30	NS	NS	NS	NS	NS	NS	NS	NS	NS
trans-1,2-Dichloroethene	100	<0.30	NS	NS	NS	NS	NS	NS	NS	NS	NS
Chloroform	6	<0.30	NS	NS	NS	NS	NS	NS	NS	NS	NS
1,1,1-Trichloroethane	200	<0.25	NS	NS	NS	NS	NS	NS	NS	NS	NS
Trichloroethene	5	J ^{0.18}	NS	NS	NS	NS	NS	NS	NS	NS	NS
Tetrachloroethene	5	<0.40	NS	NS	NS	NS	NS	NS	NS	NS	NS
Benzene	5	<0.30	NS	NS	NS	NS	NS	NS	NS	NS	NS
1,1-Dichloroethene	7	<0.20	NS	NS	NS	NS	NS	NS	NS	NS	NS
cis-1,2-Dichloroethene	70	<0.30	NS	NS	NS	NS	NS	NS	NS	NS	NS
1,2-Dichloroethane	5	<0.50	NS	NS	NS	NS	NS	NS	NS	NS	NS
1,1,2-Trichloroethane	5	<0.30	NS	NS	NS	NS	NS	NS	NS	NS	NS
Vinyl Chloride	0.2	<1.0	NS	NS	NS	NS	NS	NS	NS	NS	NS
Chloroethane	400	<1.0	NS	NS	NS	NS	NS	NS	NS	NS	NS
Chloromethane	30	<2.0	NS	NS	NS	NS	NS	NS	NS	NS	NS

PARAMETER	Enforcement Standard	2002		2003		2004		2005		2006	
		JUNE	JAN.'03	JULY	JAN. '04	JUNE	DEC.	JUNE	DEC.	JUNE	DEC.
Dichlorodifluoromethane (Freon 12)	1000	NS	NS	NS	NS	NS	NS	NS	NS	NS	NS
Trichlorofluoromethane (Freon 11)	3490	NS	NS	NS	NS	NS	NS	NS	NS	NS	NS
1,1-Dichloroethane	850	NS	NS	NS	NS	NS	NS	NS	NS	NS	NS
trans-1,2-Dichloroethene	100	NS	NS	NS	NS	NS	NS	NS	NS	NS	NS
Chloroform	6	NS	NS	NS	NS	NS	NS	NS	NS	NS	NS
1,1,1-Trichloroethane	200	NS	NS	NS	NS	NS	NS	NS	NS	NS	NS
Trichloroethene	5	NS	NS	NS	NS	NS	NS	NS	NS	NS	NS
Tetrachloroethene	5	NS	NS	NS	NS	NS	NS	NS	NS	NS	NS
Benzene	5	NS	NS	NS	NS	NS	NS	NS	NS	NS	NS
1,1-Dichloroethene	7	NS	NS	NS	NS	NS	NS	NS	NS	NS	NS
cis-1,2-Dichloroethene	70	NS	NS	NS	NS	NS	NS	NS	NS	NS	NS
1,2-Dichloroethane	5	NS	NS	NS	NS	NS	NS	NS	NS	NS	NS
1,1,2-Trichloroethane	5	NS	NS	NS	NS	NS	NS	NS	NS	NS	NS
Vinyl Chloride	0.2	NS	NS	NS	NS	NS	NS	NS	NS	NS	NS
Chloroethane	400	NS	NS	NS	NS	NS	NS	NS	NS	NS	NS
Chloromethane	30	NS	NS	NS	NS	NS	NS	NS	NS	NS	NS

D- Quantified on sample dilution.

B- Parameter was detected in the method blank.

NA- Not Analyzed

BDL- Below the Detection Limit

** Sample was received with air bubbles in both sample bottles.

* Two compounds saturated. Sample was not diluted further.

Dilutions were performed using EPA SW846 method 8260.

P/NP- Present/Not Present

J- Result is less than the LOQ but greater than the LOD

¹ Duplicate

NS- Not Sampled

Indicates Detection

MW-8 (cont.)

PARAMETER	Enforcement Standard	2007		2008		2009	
		JUNE	DEC.	JUNE	DEC.	JUNE	DEC.
Dichlorodifluoromethane (Freon 12)	1000	NS	NS	NS	NS	Well Abandoned April 2009	
Trichlorofluoromethane (Freon 11)	3490	NS	NS	NS	NS		
1,1-Dichloroethane	850	NS	NS	NS	NS		
trans-1,2-Dichloroethene	100	NS	NS	NS	NS		
Chloroform	6	NS	NS	NS	NS		
1,1,1-Trichloroethane	200	NS	NS	NS	NS		
Trichloroethene	5	NS	NS	NS	NS		
Tetrachloroethene	5	NS	NS	NS	NS		
Benzene	5	NS	NS	NS	NS		
1,1-Dichloroethene	7	NS	NS	NS	NS		
cis-1,2-Dichloroethene	70	NS	NS	NS	NS		
1,2-Dichloroethane	5	NS	NS	NS	NS		
1,1,2-Trichloroethane	5	NS	NS	NS	NS		
Vinyl Chloride	0.2	NS	NS	NS	NS		
Chloroethane	400	NS	NS	NS	NS		
Chloromethane	30	NS	NS	NS	NS		

D- Quantified on sample dilution.

B- Parameter was detected in the method blank.

NA- Not Analyzed

BDL- Below the Detection Limit

** Sample was received with air bubbles in both sample bottles.

* Two compounds saturated. Sample was not diluted further.

Dilutions were performed using EPA SW846 method 8260.

P/NP- Present/Not Present

J- Result is less than the LOQ but greater than the LOD

¹ Duplicate

NS- Not Sampled

 Indicates Detection

MW-9

PARAMETER	Enforcement Standard	1987				1988		1989			1990	
		MAY	MAY	JUNE	JUNE	JULY	AUG.	MARCH	MAY	JUNE	JUNE	DEC.
Dichlorodifluoromethane (Freon 12)	1000	ND	ND	<1.0	<1.0	P/NP	P/NP	P/NP	P/NP	P/NP	P/NP	P/NP
Trichlorofluoromethane (Freon 11)	3490	1.6	0.43	<0.10	2.0	<1.0	<1.0	<1.0	<1.0	<1.0	<1.0	<1.0
1,1-Dichloroethane	850	2.5	3.0	<0.10	<0.10	<1.0	BDL	1.0	<1.0	<1.0	<1.0	<1.0
trans-1,2-Dichloroethene	100	ND	ND	<0.10	<0.10	<1.0	1.0	BQL	<1.0	<1.0	<1.0	<1.0
Chloroform	6	ND	ND	<0.10	<0.10	<1.0	<1.0	<1.0	<1.0	<1.0	<1.0	<1.0
1,1,1-Trichloroethane	200	125	130	2.0	2.0	26	19	49	55	43	26	30
Trichloroethene	5	2.6	3.9	2.0	54	4.0	3.0	71	39	28	17	58
Tetrachloroethene	5	ND	ND	0.10	0.10	<1.0	<1.0	3.0	3.0	<1.0	<1.0	<1.0
Benzene	5	ND	ND	NA	NA	<1.0	<1.0	<1.0	<1.0	<1.0	<1.0	<1.0
1,1-Dichloroethene	7	BDL	BDL	<0.10	<0.10	<1.0	<1.0	6.0	12	<1.0	<1.0	<1.0
cis-1,2-Dichloroethene	70	ND	ND	NA	NA	NA	NA	NA	NA	NA	NA	NA
1,2-Dichloroethane	5	ND	ND	<0.10	<0.10	<1.0	<1.0	<1.0	<1.0	<1.0	<1.0	<1.0
1,1,2-Trichloroethane	5	ND	ND	<0.10	<0.10	<1.0	<1.0	<1.0	<1.0	<1.0	<1.0	<1.0
Vinyl Chloride	0.2	ND	ND	<0.20	<0.20	P/NP	P/NP	P/NP	P/NP	P/NP	P/NP	P/NP
Chloroethane	400	ND	ND	<0.50	<0.50	P/NP	P/NP	P/NP	P/NP	P/NP	P/NP	P/NP
Chloromethane	30	<2.0	<2.0	<2.0	<2.0	<2.0	<2.0	<2.0	<2.0	<2.0	<2.0	<2.0

PARAMETER	Enforcement Standard	1991	1992		1993		1994		1995		1996	
		OCT.	JUNE	DEC.	JUNE	DEC.	JUNE	DEC.	JUNE	DEC.	JUNE	DEC.
Dichlorodifluoromethane (Freon 12)	1000	<6.0	<5.0	<5.0	<5.0	<5.0	<5.0	<5.0	<5.0	J ^{1,2}	<2.0	<2.0
Trichlorofluoromethane (Freon 11)	3490	<6.0	<1.0	<1.0	<1.0	<1.0	<1.0	<1.0	<1.0	J ^{0.81}	<1.0	<1.0
1,1-Dichloroethane	850	<3.0	1.6	<0.50	<0.50	<0.50	<0.50	<0.50	<0.50	0.9	<0.30	<0.30
trans-1,2-Dichloroethene	100	<3.0	<0.60	<0.60	<0.60	<0.60	<0.60	<0.60	<0.60	<0.30	<0.30	<0.30
Chloroform	6	<3.0	<0.20	<0.20	<0.20	<0.20	<0.20	<0.20	<0.20	<0.30	<0.30	<0.30
1,1,1-Trichloroethane	200	36	48	65	46	27	10	9.4	5.0	4.1	4.0	3.5
Trichloroethene	5	25	35	52	25	23	11	8.7	4.9	5.4	4.9	4.6
Tetrachloroethene	5	<3.0	2.8	1.2	1.6	1.5	<0.40	<0.40	0.76	0.45	J ^{0.19}	<0.40
Benzene	5	<3.0	<0.30	<0.30	<0.30	<0.30	<0.30	<0.30	<0.30	<0.30	<0.30	<0.30
1,1-Dichloroethene	7	<3.0	5.5	4.9	3.5	2.9	0.41	<0.20	0.9	1.0	0.23	0.44
cis-1,2-Dichloroethene	70	NA	1.3	<0.20	0.38	<0.20	<0.20	<0.20	<0.20	<0.30	<0.30	<0.30
1,2-Dichloroethane	5	<3.0	<0.30	<0.30	0.44	<0.30	<0.30	<0.30	<0.30	<0.50	<0.50	<0.50
1,1,2-Trichloroethane	5	<3.0	<1.0	<0.30	<0.30	<0.30	<0.30	<0.30	<0.30	<0.30	<0.30	<0.30
Vinyl Chloride	0.2	<6.0	<1.0	<1.0	<1.0	<1.0	<1.0	<1.0	<1.0	<1.0	<1.0	<1.0
Chloroethane	400	<6.0	<1.0	<1.0	<1.0	<1.0	<1.0	<1.0	<1.0	<1.0	<1.0	<1.0
Chloromethane	30	<2.0	<2.0	<2.0	<2.0	<2.0	<2.0	<2.0	<2.0	BJ ^{0.39}	<2.0	<2.0

D- Quantified on sample dilution.

B- Parameter was detected in the method blank.

NA- Not Analyzed

BDL- Below the Detection Limit

** Sample was received with air bubbles in both sample bottles.

* Two compounds saturated. Sample was not diluted further.

Dilutions were performed using EPA SW846 method 8260.

P/NP- Present/Not Present

J- Result is less than the LOQ but greater than the LOD

¹ Duplicate

NS- Not Sampled

Indicates Detection

MW-9 (cont.)

PARAMETER	Enforcement Standard	1997		1998		1999		2000		2001	
		JUNE	NOV.	JUNE	DEC.	JUNE	DEC.	JUNE	DEC.	JUNE	DEC.
Dichlorodifluoromethane (Freon 12)	1000	<2.0	<2.0	<2.0	<2.0	<2.0	<2.0	<0.14	<0.14	J ^{0.47}	J ^{0.48}
Trichlorofluoromethane (Freon 11)	3490	<1.0	<1.0	<1.0	<1.0	<1.0	<1.0	<0.51	<0.51	<0.51	<0.51
1,1-Dichloroethane	850	<0.30	<0.30	<0.30	<0.30	<0.30	<0.30	<0.26	<0.26	<0.26	<0.26
trans-1,2-Dichloroethene	100	<0.30	<0.30	<0.30	<0.30	<0.30	<0.30	<0.11	<0.11	<0.11	<0.11
Chloroform	6	<0.30	<0.30	<0.30	<0.30	<0.30	<0.30	<0.18	<0.18	<0.18	<0.18
1,1,1-Trichloroethane	200	3.3	2.9	2.0	1.2	1.2	1.2	0.74	0.48	0.64	0.58
Trichloroethene	5	4.9	4.0	3.2	2.2	2.5	2.2	1.6	1.8	2.3	1.8
Tetrachloroethene	5	J ^{0.20}	<0.40	<0.40	<0.40	<0.40	<0.40	<0.13	<0.13	J ^{0.16}	<0.13
Benzene	5	<0.30	<0.30	<0.30	<0.30	<0.30	<0.30	<0.15	<0.15	<0.15	<0.15
1,1-Dichloroethene	7	<0.20	J ^{0.19}	<0.20	0.36	<0.20	<0.20	<0.10	<0.10	J ^{0.15}	<0.10
cis-1,2-Dichloroethene	70	J ^{0.27}	<0.30	<0.30	<0.30	<0.30	<0.30	<0.12	<0.12	<0.12	<0.12
1,2-Dichloroethane	5	<0.50	<0.50	<0.50	<0.50	<0.50	<0.50	<0.27	<0.27	<0.27	<0.27
1,1,2-Trichloroethane	5	<0.30	<0.30	<0.30	<0.30	<0.30	<0.30	<0.18	<0.18	<0.18	<0.18
Vinyl Chloride	0.2	<1.0	<1.0	<1.0	<1.0	<1.0	<1.0	<0.11	<0.11	<0.11	<0.11
Chloroethane	400	<1.0	<1.0	<1.0	<1.0	<1.0	<1.0	<0.24	<0.24	<0.24	<0.24
Chloromethane	30	<2.0	<2.0	<2.0	<2.0	<2.0	<2.0	<0.090	<0.090	<0.090	J ^{0.77}

PARAMETER	Enforcement Standard	2002		2003		2004			2005			
		JUNE	JAN.'03	JULY	JAN.'04	JUNE	SEPT.	SEPT.	MARCH	JUNE	SEPT.	DEC.
Dichlorodifluoromethane (Freon 12)	1000	<0.14	<0.14	<0.14	<0.14	<2.0	<0.40	<0.40	<0.60	<0.60	<0.60	<0.60
Trichlorofluoromethane (Freon 11)	3490	<0.51	<0.51	<0.51	<0.51	<1.0	<0.50	<0.50	<0.50	<0.50	<0.50	<0.50
1,1-Dichloroethane	850	<0.26	<0.26	<0.26	<0.26	<0.50	<0.50	<0.50	<0.50	<0.50	<0.50	<0.50
trans-1,2-Dichloroethene	100	<0.11	<0.11	<0.11	<0.11	<0.50	<0.50	<0.50	<0.60	<0.60	<0.60	<0.60
Chloroform	6	<0.18	<0.18	<0.18	<0.18	<0.50	<0.25	<0.25	<0.50	<0.50	<0.50	<0.50
1,1,1-Trichloroethane	200	0.97	0.61	0.81	0.37	0.83	J ^{0.66}	J ^{0.63}	J ^{0.73}	<0.60	J ^{0.71}	J ^{0.79}
Trichloroethene	5	1.7	0.85	1.7	0.73	1.7	1.5	1.4	1.8	0.99	1.5	1.4
Tetrachloroethene	5	<0.13	<0.13	<0.13	<0.13	<0.50	<0.40	<0.40	<0.40	<0.40	<0.40	<0.40
Benzene	5	<0.15	<0.15	<0.15	<0.15	<0.50	<0.40	<0.40	<0.40	<0.40	<0.40	<0.40
1,1-Dichloroethene	7	0.23	<0.10	<0.10	<0.10	<0.50	<0.30	<0.30	<0.50	<0.50	<0.50	<0.50
cis-1,2-Dichloroethene	70	<0.12	<0.12	<0.12	<0.12	<0.50	<0.25	<0.25	<0.60	<0.60	<0.60	<0.60
1,2-Dichloroethane	5	<0.27	<0.27	<0.27	<0.27	<0.50	<0.40	<0.40	<0.50	<0.50	<0.50	<0.50
1,1,2-Trichloroethane	5	<0.18	<0.18	<0.18	<0.18	<0.50	<0.40	<0.40	<0.40	<0.40	<0.40	<0.40
Vinyl Chloride	0.2	<0.11	<0.11	<0.11	<0.11	<0.50	<0.12	<0.12	<0.12	<0.12	<0.12	<0.12
Chloroethane	400	<0.24	<0.24	<0.24	<0.24	<1.0	<0.50	<0.50	<0.70	<0.70	<0.70	<0.70
Chloromethane	30	<0.090	<0.090	<0.090	<0.090	<1.0	<0.30	<0.30	<0.24	<0.24	<0.24	<0.24

D- Quantified on sample dilution.

B- Parameter was detected in the method blank.

NA- Not Analyzed

BDL- Below the Detection Limit

** Sample was received with air bubbles in both sample bottles.

* Two compounds saturated. Sample was not diluted further.

Dilutions were performed using EPA SW846 method 8260.

P/NP- Present/Not Present

J- Result is less than the LOQ but greater than the LOD

¹ Duplicate

NS- Not Sampled

Indicates Detection

MW-9 (cont.)

PARAMETER	Enforcement Standard	2006				2007		2008		2009	
		MARCH	JUNE	SEPT.	NOV.	JUNE	DEC.	JUNE	NOV	JUNE	DEC.
Dichlorodifluoromethane (Freon 12)	1000	<0.60	<0.29	<0.29	<0.29	<0.40	<0.40	<0.40	<0.40	Not enough water to collect sample.	
Trichlorofluoromethane (Freon 11)	3490	<0.50	<0.70	<0.70	<0.70	<0.40	<0.40	<0.40	<0.40		
1,1-Dichloroethane	850	<0.50	<0.40	<0.40	<0.40	<0.40	<0.40	<0.40	<0.40		
trans-1,2-Dichloroethene	100	<0.60	<0.40	<0.40	<0.40	<0.50	<0.50	<0.50	<0.50		
Chloroform	6	<0.50	<0.50	<0.50	<0.50	<0.22	<0.22	<0.22	<0.22		
1,1,1-Trichloroethane	200	J ^{0.92}	J ^{1.4}	1.6	1.8	1.9	J ^{1.2}	J ^{0.83}	J ^{0.63}		
Trichloroethene	5	1.3	1.7	2.1	2.2	2.2	1.9	1.6	1.5		
Tetrachloroethene	5	<0.40	<0.29	<0.29	<0.29	<0.40	<0.40	<0.40	<0.40		
Benzene	5	<0.40	<0.40	<0.40	<0.40	<0.16	<0.16	<0.16	<0.16		
1,1-Dichloroethene	7	<0.50	<0.30	<0.30	<0.30	<0.40	<0.40	<0.40	<0.40		
cis-1,2-Dichloroethene	70	<0.60	<0.40	<0.40	<0.40	<0.40	<0.40	<0.40	<0.40		
1,2-Dichloroethane	5	<0.50	<0.50	<0.50	<0.50	<0.30	<0.30	<0.30	<0.30		
1,1,2-Trichloroethane	5	<0.40	<0.50	<0.50	<0.50	<0.50	<0.50	<0.50	<0.50		
Vinyl Chloride	0.2	<0.12	<0.15	<0.15	<0.15	<0.15	<0.15	<0.15	<0.15		
Chloroethane	400	<0.70	<0.60	<0.60	<0.60	<0.40	<0.40	<0.40	<0.40		
Chloromethane	30	<0.24	<0.30	<0.30	<0.30	<0.30	J ^{0.37}	<0.30	<0.30		

PARAMETER	Enforcement Standard	2010		2011	2012	2013	2014	2015	2016	2017	2018
		JUNE	DEC.	DEC	JUNE	JUNE	JUNE	JUNE	JUNE	JUNE	JUNE
Dichlorodifluoromethane (Freon 12)	1000	Not enough water to collect sample.		<0.23	<0.20	<0.40	<0.50	<0.49	<0.075	<0.23	<0.23
Trichlorofluoromethane (Freon 11)	3490		<0.30	<0.13	<0.13	<0.22	<0.18	<0.055	<0.33	<0.23	
1,1-Dichloroethane	850		<0.23	<0.11	<0.50	<0.16	<0.22	<0.055	<0.17	<0.17	
trans-1,2-Dichloroethene	100		<0.21	<0.14	<0.24	<0.23	<0.21	<0.15	<0.16	<0.12	
Chloroform	6		<0.34	<0.10	<0.27	<0.16	<0.27	<0.21	<0.21	<0.45	
1,1,1-Trichloroethane	200		<0.26	<0.19	<0.50	J ^{0.27}	<0.20	<0.057	<0.17	<0.14	
Trichloroethene	5		J ^{0.90}	J ^{0.86}	<0.12	0.98	0.62	0.72	0.63	0.81	
Tetrachloroethene	5		<0.26	<0.13	<0.29	<0.16	<0.19	<0.13	<0.25	<0.17	
Benzene	5		<0.36	<0.053	<0.24	<0.15	<0.21	<0.042	<0.16	<0.10	
1,1-Dichloroethene	7		<0.47	<0.19	<0.24	<0.20	<0.22	<0.069	<0.28	<0.16	
cis-1,2-Dichloroethene	70		<0.37	<0.085	<0.23	<0.13	<0.25	<0.12	<0.12	<0.15	
1,2-Dichloroethane	5		<0.23	<0.37	<0.22	<0.13	<0.17	J ^{0.082}	<0.17	<0.22	
1,1,2-Trichloroethane	5		<0.38	<0.015	<0.16	<0.13	<0.24	<0.064	<0.15	<0.18	
Vinyl Chloride	0.2		<0.17	<0.16	<0.14	<0.20	<0.15	<0.084	<0.069	<0.092	
Chloroethane	400		<0.32	<0.22	<0.50	<0.24	<0.34	<0.12	<0.34	<0.49	
Chloromethane	30		<0.36	<0.41	<2.0	<0.34	<0.64	<0.080	<0.25	<0.16	

D- Quantified on sample dilution.

B- Parameter was detected in the method blank.

NA- Not Analyzed

BDL- Below the Detection Limit

** Sample was received with air bubbles in both sample bottles.

* Two compounds saturated. Sample was not diluted further.

Dilutions were performed using EPA SW846 method 8260.

P/NP- Present/Not Present

J- Result is less than the LOQ but greater than the LOD

¹ Duplicate

NS- Not Sampled

Indicates Detection

MW-10

PARAMETER	Enforcement Standard	1988			1989				1990		1991	
		1987 APRIL	JULY	AUG.	MARCH	APRIL	JUNE	DEC.	JUNE	DEC.	OCT.	OCT. ¹
Dichlorodifluoromethane (Freon 12)	1000	ND	P/NP	P/NP	P/NP	P/NP	P/NP	P/NP	P/NP	P/NP	<6.0	<2.0
Trichlorofluoromethane (Freon 11)	3490	ND	<1.0	<1.0	<1.0	<1.0	<1.0	<1.0	<1.0	<1.0	<6.0	<1.0
1,1-Dichloroethane	850	ND	1.0	<1.0	3.0	BQL	<1.0	3.0	<1.0	1.0	<3.0	<1.0
trans-1,2-Dichloroethene	100	ND	<1.0	1.0	3.0	BQL	4.0	<1.0	<1.0	<1.0	<3.0	<1.0
Chloroform	6	ND	<1.0	1.0	<1.0	<1.0	<1.0	<1.0	<1.0	<1.0	<3.0	<1.0
1,1,1-Trichloroethane	200	ND	27	22	130	53	140	100	44	56	36	33
Trichloroethene	5	ND	6.0	4.0	180	40	100	87	39	38	25	25
Tetrachloroethene	5	ND	<1.0	<1.0	11	6.0	3.0	2.0	<1.0	2.0	<3.0	<1.0
Benzene	5	ND	<1.0	<1.0	<1.0	<1.0	<1.0	<1.0	<1.0	1.0	<3.0	<1.0
1,1-Dichloroethene	7	ND	<1.0	<1.0	16	5.0	3.0	9.0	<1.0	14	<3.0	1.0
cis-1,2-Dichloroethene	70	ND	NA	NA	NA	NA	NA	NA	NA	NA	NA	NA
1,2-Dichloroethane	5	ND	<1.0	<1.0	<1.0	<1.0	<1.0	3.0	<1.0	1.0	<3.0	<1.0
1,1,2-Trichloroethane	5	ND	<1.0	<1.0	BQL	<1.0	<1.0	<1.0	<1.0	<1.0	<3.0	<1.0
Vinyl Chloride	0.2	ND	P/NP	P/NP	P/NP	P/NP	P/NP	P/NP	P/NP	P/NP	<6.0	<2.0
Chloroethane	400	ND	P/NP	P/NP	P/NP	P/NP	P/NP	P/NP	P/NP	P/NP	<6.0	<2.0
Chloromethane	30	ND	<2.0	<2.0	<2.0	<2.0	<2.0	<2.0	<2.0	<2.0	<2.0	<2.0

PARAMETER	Enforcement Standard	1992		1993		1994		1995		1996	
		JUNE	DEC.	JUNE	DEC.	JUNE	DEC.	JUNE	DEC.	JUNE	DEC.
Dichlorodifluoromethane (Freon 12)	1000	<5.0	<5.0	<5.0	<5.0	<5.0	<5.0	<5.0	<2.0	<2.0	<2.0
Trichlorofluoromethane (Freon 11)	3490	<1.0	<1.0	<1.0	<1.0	<1.0	<1.0	<1.0	<1.0	<1.0	<1.0
1,1-Dichloroethane	850	<0.50	<0.50	0.6	0.81	<0.50	<0.50	<0.50	<0.30	<0.30	<0.30
trans-1,2-Dichloroethene	100	<0.60	<0.60	<0.60	<0.60	<0.60	<0.60	<0.60	<0.30	<0.30	<0.30
Chloroform	6	<0.20	<0.20	<0.20	<0.20	<0.20	<0.20	<0.20	<0.30	<0.30	<0.30
1,1,1-Trichloroethane	200	47	65	12	54	17	21	13	6.3	8.0	8.1
Trichloroethene	5	35	52	8.1	48	18	19	12	8.7	8.7	9.3
Tetrachloroethene	5	2.4	1.1	0.53	2.7	0.48	0.41	0.85	0.61	J ^{0.39}	<0.40
Benzene	5	<0.30	<0.30	<0.30	<0.30	<0.30	<0.30	<0.30	<0.30	<0.30	<0.30
1,1-Dichloroethene	7	4.6	3.3	1.3	3.6	0.97	1.0	1.6	1.8	0.57	0.65
cis-1,2-Dichloroethene	70	1.2	<0.20	<0.20	0.98	<0.20	<0.20	<0.20	J ^{0.16}	<0.30	<0.30
1,2-Dichloroethane	5	<0.30	<0.30	0.62	<0.30	<0.30	<0.30	<0.30	<0.50	<0.50	<0.50
1,1,2-Trichloroethane	5	<1.0	<0.30	<0.30	<0.30	<0.30	<0.30	<0.30	<0.30	<0.30	<0.30
Vinyl Chloride	0.2	<1.0	<1.0	<1.0	<1.0	<1.0	<1.0	<1.0	<1.0	<1.0	<1.0
Chloroethane	400	<1.0	<1.0	<1.0	<1.0	<1.0	<1.0	<1.0	<1.0	<1.0	<1.0
Chloromethane	30	<2.0	<2.0	<2.0	<2.0	<2.0	<2.0	<2.0	BJ ^{0.26}	<2.0	<2.0
o-Xylene	2000	<0.30	<0.30	<0.30	<0.30	<0.30	<0.30	<0.30	<0.40	<0.40	1.4

D- Quantified on sample dilution.

B- Parameter was detected in the method blank.

NA- Not Analyzed

BDL- Below the Detection Limit

** Sample was received with air bubbles in both sample bottles.

* Two compounds saturated. Sample was not diluted further.

Dilutions were performed using EPA SW846 method 8260.

P/NP- Present/Not Present

J- Result is less than the LOQ but greater than the LOD

¹ Duplicate

NS- Not Sampled

Indicates Detection

MW-10 (cont.)

PARAMETER	Enforcement Standard	1997		1998		1999		2000		2001	
		JUNE	NOV.	JUNE	DEC.	JUNE	DEC.	JUNE	DEC.	JUNE	DEC.
Dichlorodifluoromethane (Freon 12)	1000	<2.0	<2.0	<2.0	<2.0	<2.0	<2.0	<0.14	<0.14	<0.14	J ^{0.47}
Trichlorofluoromethane (Freon 11)	3490	<1.0	<1.0	<1.0	<1.0	<1.0	<1.0	<0.51	<0.51	<0.51	<0.51
1,1-Dichloroethane	850	<0.30	<0.30	<0.30	<0.30	<0.30	<0.30	<0.26	<0.26	<0.26	<0.26
trans-1,2-Dichloroethene	100	<0.30	<0.30	<0.30	<0.30	<0.30	<0.30	<0.11	<0.11	<0.11	<0.11
Chloroform	6	<0.30	<0.30	<0.30	<0.30	<0.30	<0.30	<0.18	<0.18	<0.18	<0.18
1,1,1-Trichloroethane	200	7.2	6.1	4.1	2.4	3.1	2.4	2.0	2.0	1.2	1.5
Trichloroethene	5	9.4	7.6	5.0	3.5	4.7	3.7	3.1	3.9	3.5	3.2
Tetrachloroethene	5	0.40	J ^{0.18}	J ^{0.24}	<0.40	<0.40	<0.40	<0.13	<0.13	J ^{0.18}	<0.13
Benzene	5	<0.30	<0.30	<0.30	<0.30	<0.30	<0.30	<0.15	<0.15	<0.15	<0.15
1,1-Dichloroethene	7	0.82	0.36	<0.20	0.39	0.41	<0.20	0.23	<0.10	J ^{0.15}	<0.10
cis-1,2-Dichloroethene	70	<0.30	<0.30	<0.30	<0.30	<0.30	<0.30	<0.12	<0.12	<0.12	<0.12
1,2-Dichloroethane	5	<0.50	<0.50	<0.50	<0.50	<0.50	<0.50	<0.27	<0.27	<0.27	<0.27
1,1,2-Trichloroethane	5	<0.30	<0.30	<0.30	<0.30	<0.30	<0.30	<0.18	<0.18	<0.18	<0.18
Vinyl Chloride	0.2	<1.0	<1.0	<1.0	<1.0	<1.0	<1.0	<0.11	<0.11	<0.11	<0.11
Chloroethane	400	<1.0	<1.0	<1.0	<1.0	<1.0	<1.0	<0.24	<0.24	<0.24	<0.24
Chloromethane	30	<2.0	<2.0	<2.0	<2.0	<2.0	<2.0	<0.090	<0.090	<0.090	<0.090
Naphthalene	100	<0.40	<0.40	<0.40	<0.40	<0.40	<0.40	J ^{0.37}	<0.18	<0.18	<0.18

PARAMETER	Enforcement Standard	2002		2003		2004		
		JUNE	JAN.'03	JULY	JAN. '04	MAY	SEPT.	DEC.
Dichlorodifluoromethane (Freon 12)	1000	<0.14	<0.14	<0.14	<0.14	<2.0	<0.40	4.6
Trichlorofluoromethane (Freon 11)	3490	<0.51	<0.51	<0.51	<0.51	<1.0	<0.50	<0.50
1,1-Dichloroethane	850	<0.26	<0.26	<0.26	<0.26	<0.50	<0.50	<0.50
trans-1,2-Dichloroethene	100	<0.11	<0.11	<0.11	<0.11	<0.50	<0.50	<0.50
Chloroform	6	<0.18	<0.18	<0.18	<0.18	<0.50	<0.25	<0.25
1,1,1-Trichloroethane	200	2.9	1.1	1.6	1.2	1.7	J ^{1.4}	J ^{1.2}
Trichloroethene	5	4.2	1.7	2.9	1.9	2.9	2.3	2.1
Tetrachloroethene	5	<0.13	<0.13	J ^{0.24}	<0.13	J ^{0.21}	<0.40	<0.40
Benzene	5	<0.15	<0.15	<0.15	<0.15	<0.50	<0.40	<0.40
1,1-Dichloroethene	7	0.48	<0.10	J ^{0.14}	J ^{0.27}	0.17	<0.30	<0.30
cis-1,2-Dichloroethene	70	J ^{0.27}	<0.12	<0.12	<0.12	<0.50	<0.25	<0.25
1,2-Dichloroethane	5	<0.27	<0.27	<0.27	<0.27	<0.50	<0.40	<0.40
1,1,2-Trichloroethane	5	<0.18	<0.18	<0.18	<0.18	<0.50	<0.40	<0.40
Vinyl Chloride	0.2	<0.11	<0.11	<0.11	<0.11	<0.50	<0.12	<0.12
Chloroethane	400	<0.24	<0.24	<0.24	<0.24	<1.0	<0.50	<0.50
Chloromethane	30	<0.090	<0.090	<0.090	<0.090	<1.0	<0.30	<0.30
Naphthalene	100	<0.18	<0.18	<0.18	<0.18	<0.50	<0.50	<0.50

D- Quantified on sample dilution.

B- Parameter was detected in the method blank.

NA- Not Analyzed

BDL- Below the Detection Limit

** Sample was received with air bubbles in both sample bottles.

* Two compounds saturated. Sample was not diluted further.

Dilutions were performed using EPA SW846 method 8260.

P/NP- Present/Not Present

J- Result is less than the LOQ but greater than the LOD

¹ Duplicate

NS- Not Sampled

Indicates Detection

MW-10 (cont.)

PARAMETER	Enforcement Standard	2005				2006		2007		2008	
		MARCH	JUNE	SEPT.	DEC.	JUNE	NOV.	JUNE	DEC.	JUNE	DEC.
Dichlorodifluoromethane (Freon 12)	1000	J ^{1.5}	<0.60	<0.60	<0.60	<0.29	<0.29	<0.40	<0.40	<0.40	<0.40
Trichlorofluoromethane (Freon 11)	3490	<0.50	<0.50	<0.50	<0.50	<0.70	<0.70	<0.40	<0.40	<0.40	<0.40
1,1-Dichloroethane	850	<0.50	<0.50	<0.50	<0.50	<0.40	<0.40	<0.40	<0.40	<0.40	<0.40
trans-1,2-Dichloroethene	100	<0.60	<0.60	<0.60	<0.60	<0.40	<0.40	<0.50	<0.50	<0.50	<0.50
Chloroform	6	<0.50	<0.50	<0.50	<0.50	<0.50	<0.50	<0.22	<0.22	<0.22	<0.22
1,1,1-Trichloroethane	200	J ^{1.9}	J ^{1.2}	J ^{1.4}	J ^{1.2}	1.9	2.6	3.4	2.9	2.3	2.2
Trichloroethene	5	2.8	2.0	2.5	2.1	2.5	3.3	3.1	3.7	3.3	3.5
Tetrachloroethene	5	<0.40	<0.40	<0.40	<0.40	<0.29	<0.29	<0.40	<0.40	<0.40	<0.40
Benzene	5	<0.40	<0.40	<0.40	<0.40	<0.40	<0.40	<0.16	<0.16	<0.16	<0.16
1,1-Dichloroethene	7	<0.50	<0.50	<0.50	<0.50	J ^{0.35}	J ^{0.39}	<0.40	<0.40	<0.40	<0.40
cis-1,2-Dichloroethene	70	<0.60	<0.60	<0.60	<0.60	<0.40	<0.40	<0.40	<0.40	<0.40	<0.40
1,2-Dichloroethane	5	<0.50	<0.50	<0.50	<0.50	<0.50	<0.50	<0.30	<0.30	<0.30	<0.30
1,1,2-Trichloroethane	5	<0.40	<0.40	<0.40	<0.40	<0.50	<0.50	<0.50	<0.50	<0.50	<0.50
Vinyl Chloride	0.2	<0.12	<0.12	<0.12	<0.12	<0.15	<0.15	<0.15	<0.15	<0.15	<0.15
Chloroethane	400	<0.70	<0.70	<0.70	<0.70	<0.60	<0.60	<0.40	<0.40	<0.40	<0.40
Chloromethane	30	<0.24	<0.24	<0.24	<0.24	<0.30	<0.30	<0.30	<0.30	<0.30	<0.30
Naphthalene	100	<0.60	<0.60	<0.60	<0.60	<0.70	<0.70	<0.60	<0.60	<0.60	<0.60

PARAMETER	Enforcement Standard	2009		2010		2011		2012		2013	
		JUNE	DEC.	JUNE	DEC.	JUNE	DEC.	JUNE	DEC.	JUNE	DEC.
Dichlorodifluoromethane (Freon 12)	1000	<1.0	<1.0	<0.30	<0.30	<0.23	<0.23	<0.11	Well could not be located, possibly buried in large pile of black trash bags put in tree line by landowner.	<0.40	<0.40
Trichlorofluoromethane (Freon 11)	3490	<1.0	<1.0	<0.14	<0.14	<0.30	<0.30	<0.13		<0.13	<0.13
1,1-Dichloroethane	850	<1.0	<1.0	<0.080	<0.080	<0.23	<0.23	<0.11		<0.50	<0.50
trans-1,2-Dichloroethene	100	<1.0	<1.0	<0.11	<0.11	<0.21	<0.21	<0.14		<0.24	<0.24
Chloroform	6	<1.0	<1.0	<0.090	<0.090	<0.34	<0.34	<0.10		<0.27	<0.27
1,1,1-Trichloroethane	200	1.2	1.2	J ^{0.99}	J ^{0.92}	J ^{0.80}	J ^{0.69}	J ^{0.65}		J ^{0.60}	J ^{0.67}
Trichloroethene	5	2.4	2.4	2.2	2.0	2.1	1.6	1.9		1.5	1.6
Tetrachloroethene	5	<1.0	<1.0	<0.15	J ^{0.16}	<0.26	<0.26	J ^{0.17}		<0.29	<0.29
Benzene	5	<1.0	<1.0	<0.080	<0.080	<0.36	<0.36	<0.053		<0.24	<0.24
1,1-Dichloroethene	7	<1.0	<1.0	<0.20	<0.20	<0.47	<0.47	<0.19		<0.24	<0.24
cis-1,2-Dichloroethene	70	<1.0	<1.0	<0.23	<0.23	<0.37	<0.37	<0.085		<0.23	<0.23
1,2-Dichloroethane	5	<1.0	<1.0	<0.080	<0.080	<0.23	<0.23	<0.37		<0.22	<0.22
1,1,2-Trichloroethane	5	<1.0	<1.0	<0.11	<0.11	<0.38	<0.38	<0.015		<0.16	<0.16
Vinyl Chloride	0.2	<0.40	<0.40	<0.11	<0.11	<0.17	<0.17	<0.16		<0.14	<0.14
Chloroethane	400	<1.0	<1.0	<0.32	<0.32	<0.32	<0.32	<0.22	<0.50	<0.50	
Chloromethane	30	<4.0	<4.0	<0.36	<0.36	<0.36	<0.36	<0.41	<2.0	<2.0	
Naphthalene	100	<4.0	<4.0	<0.41	<0.41	<0.57	<0.57	<0.068	<2.0	<2.0	

D- Quantified on sample dilution.

B- Parameter was detected in the method blank.

NA- Not Analyzed

BDL- Below the Detection Limit

** Sample was received with air bubbles in both sample bottles.

* Two compounds saturated. Sample was not diluted further.

Dilutions were performed using EPA SW846 method 8260.

P/NP- Present/Not Present

J- Result is less than the LOQ but greater than the LOD

¹ Duplicate

NS- Not Sampled

Indicates Detection

MW-10 (cont.)

PARAMETER	Enforcement Standard	2014		2015		2016		2017		2018	
		JUNE	DEC.	JUNE	DEC.	JUNE	DEC.	JUNE	DEC.	JUNE	DEC.
Dichlorodifluoromethane (Freon 12)	1000		<0.50	<0.49	<0.49	<0.49	<0.23	<0.23	<0.22	<0.23	<0.23
Trichlorofluoromethane (Freon 11)	3490		<0.22	<0.18	<0.18	<0.18	<0.33	<0.33	<0.18	<0.23	<0.23
1,1-Dichloroethane	850		<0.16	<0.22	<0.22	<0.22	<0.17	<0.17	<0.24	<0.17	<0.17
trans-1,2-Dichloroethene	100		<0.23	<0.21	<0.21	<0.21	<0.16	<0.16	<0.26	<0.12	<0.24
Chloroform	6		<0.16	<0.27	<0.27	<0.27	<0.21	<0.21	<2.5	<0.45	<0.45
1,1,1-Trichloroethane	200		J ^{0.70}	<0.20	<0.20	J ^{0.30}	J ^{0.45}	J ^{0.45}	<0.50	J ^{0.24}	J ^{0.31}
Trichloroethene	5		1.3	J ^{0.34}	1.1	1.1	1.3	1.3	1.1	1.2	1.1
Tetrachloroethene	5	Not enough water to collect sample.	<0.16	<0.19	<0.19	<0.19	<0.25	<0.25	<0.50	<0.17	<0.17
Benzene	5		<0.15	<0.21	<0.21	<0.21	<0.16	<0.16	<0.50	<0.10	<0.10
1,1-Dichloroethene	7		<0.20	<0.22	<0.22	<0.22	<0.28	<0.28	<0.41	<0.16	<0.16
cis-1,2-Dichloroethene	70		<0.13	<0.25	<0.25	<0.25	<0.12	<0.12	<0.26	<0.15	<0.15
1,2-Dichloroethane	5		<0.13	<0.17	<0.17	<0.17	<0.17	<0.17	<0.17	<0.22	<0.22
1,1,2-Trichloroethane	5		<0.13	<0.24	<0.24	<0.24	<0.15	<0.15	<0.20	<0.18	<0.18
Vinyl Chloride	0.2		<0.20	<0.15	<0.15	<0.15	<0.069	<0.069	<0.18	<0.092	<0.092
Chloroethane	400		<0.24	<0.34	<0.34	<0.34	<0.34	<0.34	<0.37	<0.49	<0.49
Chloromethane	30		<0.34	<0.64	<0.64	<0.64	<0.25	<0.25	<0.50	<0.16	<0.16
Naphthalene	100		<2.0	<0.14	<0.14	<0.14	<0.20	<0.20	<2.5	<0.48	<0.48

D- Quantified on sample dilution.

B- Parameter was detected in the method blank.

NA- Not Analyzed

BDL- Below the Detection Limit

** Sample was received with air bubbles in both sample bottles.

* Two compounds saturated. Sample was not diluted further.

Dilutions were performed using EPA SW846 method 8260.

P/NP- Present/Not Present

J- Result is less than the LOQ but greater than the LOD

¹ Duplicate

NS- Not Sampled

Indicates Detection

MW-11

PARAMETER	Enforcement Standard	1992				1993			
		AUG.	SEPT. ²	OCT.	DEC.	FEB.	JUNE	SEPT.	DEC.
Dichlorodifluoromethane (Freon 12)	1000	<5.0	6.1	<5.0	<5.0	<5.0	<5.0	<5.0	<5.0
Trichlorofluoromethane (Freon 11)	3490	<1.0	<1.0	<1.0	<1.0	<1.0	<1.0	<1.0	1.2
1,1-Dichloroethane	850	<0.50	<0.50	<0.50	<0.50	<0.50	<0.50	<0.50	<0.50
trans-1,2-Dichloroethene	100	<0.60	<0.60	<0.60	<0.60	<0.60	<0.60	<0.60	<0.60
Chloroform	6	<0.20	<0.20	<0.20	<0.20	<0.20	<0.20	<0.20	<0.20
1,1,1-Trichloroethane	200	<0.20	<0.20	<0.20	<0.20	<0.20	<0.20	<0.20	<0.20
Trichloroethene	5	0.8	0.59	<0.40	<0.40	<0.40	<0.40	<0.40	0.42
Tetrachloroethene	5	<0.40	<0.40	<0.40	<0.40	<0.40	<0.40	<0.40	<0.40
Benzene	5	<0.30	<0.30	<0.30	<0.30	<0.30	<0.30	<0.30	<0.30
1,1-Dichloroethene	7	<0.20	<0.20	<0.20	<0.20	<0.20	<0.20	<0.20	<0.20
cis-1,2-Dichloroethene	70	<0.20	<0.20	<0.20	<0.20	<0.20	<0.20	<0.20	<0.20
1,2-Dichloroethane	5	<0.30	<0.30	<0.30	<0.30	<0.30	<0.30	<0.30	<0.30
1,1,2-Trichloroethane	5	<0.30	<0.30	<0.30	<0.30	<0.30	<0.30	<0.30	<0.30
Vinyl Chloride	0.2	<1.0	<1.0	<1.0	<1.0	<1.0	<1.0	<1.0	<1.0
Chloroethane	400	<1.0	<1.0	<1.0	<1.0	<1.0	<1.0	<1.0	<1.0
Chloromethane	30	<2.0	<2.0	<2.0	<2.0	<2.0	<2.0	<2.0	<2.0

PARAMETER	Enforcement Standard	1994				1995			
		MARCH	JUNE	SEPT.	DEC.	MARCH	JUNE	SEPT.	DEC.
Dichlorodifluoromethane (Freon 12)	1000	<5.0	<5.0	<5.0	<5.0	<5.0	<5.0	<5.0	<2.0
Trichlorofluoromethane (Freon 11)	3490	<1.0	<1.0	<1.0	<1.0	<1.0	<1.0	<1.0	<1.0
1,1-Dichloroethane	850	<0.50	<0.50	<0.50	<0.50	<0.50	<0.50	<0.50	<0.30
trans-1,2-Dichloroethene	100	<0.60	<0.60	<0.60	<0.60	<0.60	<0.60	<0.60	<0.30
Chloroform	6	<0.20	<0.20	<0.20	<0.20	<0.20	<0.20	<0.20	<0.30
1,1,1-Trichloroethane	200	<0.20	<0.20	<0.20	<0.20	<0.20	<0.70	<0.20	<0.20
Trichloroethene	5	0.5	<0.40	<0.40	<0.40	<0.40	<0.40	<0.40	<0.30
Tetrachloroethene	5	<0.40	<0.40	<0.40	<0.40	<0.40	<0.40	<0.40	<0.40
Benzene	5	<0.30	<0.30	<0.30	<0.30	<0.30	<0.30	<0.30	<0.30
1,1-Dichloroethene	7	<0.20	<0.20	<0.20	<0.20	<0.20	B ^{9.9}	<0.20	<0.20
cis-1,2-Dichloroethene	70	<0.20	<0.20	<0.20	<0.20	<0.20	<0.20	<0.20	<0.30
1,2-Dichloroethane	5	<0.30	<0.30	<0.30	<0.30	<0.30	<0.30	<0.30	<0.50
1,1,2-Trichloroethane	5	<0.30	<0.30	<0.30	<0.30	<0.30	<0.30	<0.30	<0.30
Vinyl Chloride	0.2	<1.0	<1.0	<1.0	<1.0	<1.0	<1.0	<1.0	<1.0
Chloroethane	400	<1.0	<1.0	<1.0	<1.0	<1.0	<1.0	<1.0	<1.0
Chloromethane	30	<2.0	<2.0	<2.0	<2.0	<2.0	<2.0	<2.0	BJ ^{0.30}

D- Quantified on sample dilution.

B- Parameter was detected in the method blank.

NA- Not Analyzed

BDL- Below the Detection Limit

** Sample was received with air bubbles in both sample bottles.

* Two compounds saturated. Sample was not diluted further.

Dilutions were performed using EPA SW846 method 8260.

P/NP- Present/Not Present

J- Result is less than the LOQ but greater than the LOD

¹ Duplicate

NS- Not Sampled

Indicates Detection

MW-11 (cont.)

PARAMETER	Enforcement Standard	1996				1997			
		MARCH	JUNE	SEPT.	DEC.	MARCH	JUNE	SEPT.	NOV.
Dichlorodifluoromethane (Freon 12)	1000	<2.0	<2.0	<2.0	<2.0	<2.0	<2.0	<2.0	<2.0
Trichlorofluoromethane (Freon 11)	3490	<1.0	<1.0	<1.0	<1.0	<1.0	<1.0	<1.0	<1.0
1,1-Dichloroethane	850	<0.30	<0.30	<0.30	<0.30	<0.30	<0.30	<0.30	<0.30
trans-1,2-Dichloroethene	100	<0.30	<0.30	<0.30	<0.30	<0.30	<0.30	<0.30	<0.30
Chloroform	6	<0.30	<0.30	<0.30	<0.30	<0.30	<0.30	<0.30	<0.30
1,1,1-Trichloroethane	200	<0.25	<0.25	<0.25	<0.25	<0.25	<0.25	<0.25	<0.25
Trichloroethene	5	<0.30	<0.30	<0.30	0.76	<0.30	0.59	<0.30	<0.30
Tetrachloroethene	5	<0.40	<0.40	<0.40	<0.40	<0.40	<0.40	<0.40	<0.40
Benzene	5	<0.30	<0.30	<0.30	<0.30	<0.30	<0.30	<0.30	<0.30
1,1-Dichloroethene	7	<0.20	<0.20	<0.20	<0.20	<0.20	<0.20	<0.20	<0.20
cis-1,2-Dichloroethene	70	<0.30	<0.30	<0.30	<0.30	<0.30	<0.30	<0.30	<0.30
1,2-Dichloroethane	5	<0.50	<0.50	<0.50	<0.50	<0.50	<0.50	<0.50	<0.50
1,1,2-Trichloroethane	5	<0.30	<0.30	<0.30	<0.30	<0.30	<0.30	<0.30	<0.30
Vinyl Chloride	0.2	<1.0	<1.0	<1.0	<1.0	<1.0	<1.0	<1.0	<1.0
Chloroethane	400	<1.0	<1.0	<1.0	<1.0	<1.0	<1.0	<1.0	<1.0
Chloromethane	30	<2.0	<2.0	<2.0	<2.0	<2.0	<2.0	<2.0	<2.0
o-Xylene	2000	<0.40	J ^{0.33}	<0.40	0.55	<0.40	<0.40	<0.40	<0.40

PARAMETER	Enforcement Standard	1998				1999			
		MARCH	JUNE	SEPT.	DEC.	MARCH	JUNE	SEPT.	DEC.
Dichlorodifluoromethane (Freon 12)	1000	<2.0	<2.0	<2.0	<2.0	<2.0	<2.0	<2.0	<2.0
Trichlorofluoromethane (Freon 11)	3490	<1.0	<1.0	<1.0	<1.0	<1.0	<1.0	<1.0	<1.0
1,1-Dichloroethane	850	<0.30	<0.30	<0.30	<0.30	<0.30	<0.30	<0.30	<0.30
trans-1,2-Dichloroethene	100	<0.30	<0.30	<0.30	<0.30	<0.30	<0.30	<0.30	<0.30
Chloroform	6	<0.30	<0.30	<0.30	<0.30	<0.30	<0.30	<0.30	<0.30
1,1,1-Trichloroethane	200	<0.25	<0.25	<0.25	<0.25	<0.25	<0.25	<0.25	<0.25
Trichloroethene	5	J ^{0.21}	<0.30	<0.30	<0.30	<0.30	<0.30	<0.30	<0.30
Tetrachloroethene	5	<0.40	<0.40	<0.40	<0.40	<0.40	<0.40	<0.40	<0.40
Benzene	5	<0.30	<0.30	<0.30	<0.30	<0.30	<0.30	<0.30	<0.30
1,1-Dichloroethene	7	<0.20	<0.20	<0.20	<0.20	<0.20	<0.20	<0.20	<0.20
cis-1,2-Dichloroethene	70	<0.30	<0.30	<0.30	<0.30	<0.30	<0.30	<0.30	<0.30
1,2-Dichloroethane	5	<0.50	<0.50	<0.50	<0.50	<0.50	<0.50	<0.50	<0.50
1,1,2-Trichloroethane	5	<0.30	<0.30	<0.30	<0.30	<0.30	<0.30	<0.30	<0.30
Vinyl Chloride	0.2	<1.0	<1.0	<1.0	<1.0	<1.0	<1.0	<1.0	<1.0
Chloroethane	400	<1.0	<1.0	<1.0	<1.0	<1.0	<1.0	<1.0	<1.0
Chloromethane	30	<2.0	<2.0	<2.0	<2.0	J ^{0.35}	<2.0	J ^{0.54}	<2.0
o-Xylene	2000	<0.40	<0.40	<0.40	<0.40	<0.40	<0.40	<0.40	<0.40
Methylene Chloride	5	<5.0	BJ ^{1.3}	<5.0	<5.0	<5.0	<5.0	<5.0	<5.0

D- Quantified on sample dilution.

B- Parameter was detected in the method blank.

NA- Not Analyzed

BDL- Below the Detection Limit

** Sample was received with air bubbles in both sample bottles.

* Two compounds saturated. Sample was not diluted further.

Dilutions were performed using EPA SW846 method 8260.

P/NP- Present/Not Present

J- Result is less than the LOQ but greater than the LOD

¹ Duplicate

NS- Not Sampled

Indicates Detection

MW-11 (cont.)

PARAMETER	Enforcement Standard	2000				2001			
		MARCH	JUNE	SEPT.	DEC.	MARCH	JUNE	SEPT.	DEC.
Dichlorodifluoromethane (Freon 12)	1000	<0.14	<0.14	<0.14	<0.14	<0.14	<0.14	<0.14	<0.14
Trichlorofluoromethane (Freon 11)	3490	<0.51	<0.51	<0.51	<0.51	<0.51	<0.51	<0.51	<0.51
1,1-Dichloroethane	850	<0.26	<0.26	<0.26	<0.26	<0.26	<0.26	<0.26	<0.26
trans-1,2-Dichloroethene	100	<0.11	<0.11	<0.11	<0.11	<0.11	<0.11	<0.11	<0.11
Chloroform	6	<0.18	<0.18	<0.18	<0.18	<0.18	<0.18	<0.18	<0.18
1,1,1-Trichloroethane	200	<0.19	<0.19	<0.19	<0.19	<0.19	<0.19	<0.19	<0.19
Trichloroethene	5	<0.14	J ^{0.16}	<0.14	J ^{0.15}	<0.14	J ^{0.14}	1.2	0.60
Tetrachloroethene	5	<0.13	<0.13	<0.13	<0.13	<0.13	<0.13	<0.13	<0.13
Benzene	5	<0.15	<0.15	<0.15	<0.15	<0.15	<0.15	<0.15	<0.15
1,1-Dichloroethene	7	<0.10	<0.10	<0.10	<0.10	<0.10	<0.10	<0.10	<0.10
cis-1,2-Dichloroethene	70	<0.12	<0.12	<0.12	<0.12	<0.12	<0.12	<0.12	<0.12
1,2-Dichloroethane	5	<0.27	<0.27	<0.27	<0.27	<0.27	<0.27	<0.27	<0.27
1,1,2-Trichloroethane	5	<0.18	<0.18	<0.18	<0.18	<0.18	<0.18	<0.18	<0.18
Vinyl Chloride	0.2	<0.11	<0.11	<0.11	<0.11	<0.11	<0.11	<0.11	<0.11
Chloroethane	400	<0.24	<0.24	<0.24	<0.24	<0.24	<0.24	<0.24	<0.24
Chloromethane	30	<0.090	<0.090	<0.090	<0.090	<0.090	<0.090	<0.090	<0.090
o-Xylene	2000	<0.35	<0.35	<0.35	<0.35	<0.35	<0.35	<0.35	<0.35
Toluene	800	<0.16	<0.16	<0.16	<0.16	<0.16	<0.16	<0.16	<0.16

PARAMETER	Enforcement Standard	2002				2003			
		MARCH	JUNE	SEPT.	JAN.'03	MARCH	JULY	SEPT.	JAN. '04
Dichlorodifluoromethane (Freon 12)	1000	<0.14	<0.14	<0.14	<0.14	<0.14	<0.14	<0.14	<0.14
Trichlorofluoromethane (Freon 11)	3490	<0.51	<0.51	<0.51	<0.51	<0.51	<0.51	<0.51	<0.51
1,1-Dichloroethane	850	<0.26	<0.26	<0.26	<0.26	<0.26	<0.26	<0.26	<0.26
trans-1,2-Dichloroethene	100	<0.11	<0.11	<0.11	<0.11	<0.11	<0.11	<0.11	<0.11
Chloroform	6	<0.18	<0.18	<0.18	<0.18	<0.18	<0.18	<0.18	<0.18
1,1,1-Trichloroethane	200	<0.19	<0.19	<0.19	<0.19	<0.19	<0.19	<0.19	<0.19
Trichloroethene	5	0.53	J ^{0.17}	J ^{0.14}	<0.14	<0.14	0.30	0.36	J ^{0.21}
Tetrachloroethene	5	<0.13	<0.13	<0.13	<0.13	<0.13	<0.13	<0.13	<0.13
Benzene	5	<0.15	<0.15	<0.15	<0.15	<0.15	<0.15	<0.15	<0.15
1,1-Dichloroethene	7	<0.10	<0.10	<0.10	<0.10	<0.10	<0.10	<0.10	<0.10
cis-1,2-Dichloroethene	70	<0.12	<0.12	<0.12	<0.12	<0.12	<0.12	<0.12	<0.12
1,2-Dichloroethane	5	<0.27	<0.27	<0.27	<0.27	<0.27	<0.27	<0.27	<0.27
1,1,2-Trichloroethane	5	<0.18	<0.18	<0.18	<0.18	<0.18	<0.18	<0.18	<0.18
Vinyl Chloride	0.2	<0.11	<0.11	<0.11	<0.11	<0.11	<0.11	<0.11	<0.11
Chloroethane	400	<0.24	<0.24	<0.24	<0.24	<0.24	<0.24	<0.24	<0.24
Chloromethane	30	<0.090	<0.090	<0.090	<0.090	<0.090	<0.090	<0.090	<0.090
o-Xylene	2000	<0.35	<0.35	<0.35	<0.35	<0.35	<0.35	<0.35	<0.35
Toluene	800	<0.16	<0.16	<0.16	<0.16	<0.16	<0.16	<0.16	<0.16

D- Quantified on sample dilution.

B- Parameter was detected in the method blank.

NA- Not Analyzed

BDL- Below the Detection Limit

** Sample was received with air bubbles in both sample bottles.

* Two compounds saturated. Sample was not diluted further.

Dilutions were performed using EPA SW846 method 8260.

P/NP- Present/Not Present

J- Result is less than the LOQ but greater than the LOD

¹ Duplicate

NS- Not Sampled

Indicates Detection

MW-11 (cont.)

PARAMETER	Enforcement Standard	2004				2005			
		MARCH	JUNE	SEPT.	DEC.	MARCH	JUNE	SEPT.	DEC.
Dichlorodifluoromethane (Freon 12)	1000	<0.93	<2.0	<0.40	4.5	<0.60	<0.60	<0.60	<0.60
Trichlorofluoromethane (Freon 11)	3490	<0.11	<1.0	<0.50	<0.50	<0.50	<0.50	<0.50	<0.50
1,1-Dichloroethane	850	<0.063	<0.50	<0.50	<0.50	<0.50	<0.50	<0.50	<0.50
trans-1,2-Dichloroethene	100	<0.11	<0.50	<0.50	<0.50	<0.60	<0.60	<0.60	<0.60
Chloroform	6	<0.054	<0.50	<0.25	<0.25	<0.50	<0.50	<0.50	<0.50
1,1,1-Trichloroethane	200	<0.086	<0.50	<0.50	<0.50	<0.60	<0.60	<0.60	<0.60
Trichloroethene	5	<0.094	J ^{0.21}	J ^{0.32}	J ^{0.41}	0.55	0.71	0.68	0.77
Tetrachloroethene	5	<0.18	<0.50	<0.40	<0.40	<0.40	<0.40	<0.40	<0.40
Benzene	5	<0.061	<0.50	<0.40	<0.40	<0.40	<0.40	<0.40	<0.40
1,1-Dichloroethene	7	<0.14	<0.50	<0.30	<0.30	<0.50	<0.50	<0.50	<0.50
cis-1,2-Dichloroethene	70	<0.039	<0.50	<0.25	<0.25	<0.60	<0.60	<0.60	<0.60
1,2-Dichloroethane	5	<0.053	<0.50	<0.40	<0.40	<0.50	<0.50	<0.50	<0.50
1,1,2-Trichloroethane	5	<0.12	<0.50	<0.40	<0.40	<0.40	<0.40	<0.40	<0.40
Vinyl Chloride	0.2	<0.13	<0.50	<0.12	<0.12	<0.12	<0.12	<0.12	<0.12
Chloroethane	400	<0.11	<1.0	<0.50	<0.50	<0.70	<0.70	<0.70	<0.70
Chloromethane	30	<0.15	<1.0	<0.30	<0.30	<0.24	<0.24	<0.24	<0.24
o-Xylene	2000	<0.14	<0.50	<0.30	<0.30	<0.40	<0.40	<0.40	<0.40
Toluene	800	<0.075	<0.50	<0.40	<0.40	<0.40	<0.40	<0.40	<0.40

PARAMETER	Enforcement Standard	2006				2007			
		MARCH	JUNE	SEPT.	DEC.	MARCH	JUNE	SEPT.	DEC.
Dichlorodifluoromethane (Freon 12)	1000	<0.60	<0.29	<0.29	<0.29	<0.29	<0.40	<0.40	<0.40
Trichlorofluoromethane (Freon 11)	3490	<0.50	<0.70	<0.70	<0.70	<0.70	<0.40	<0.40	<0.40
1,1-Dichloroethane	850	<0.50	<0.40	<0.40	<0.40	<0.40	<0.40	<0.40	<0.40
trans-1,2-Dichloroethene	100	<0.60	<0.40	<0.40	<0.40	<0.40	<0.50	<0.50	<0.50
Chloroform	6	<0.50	<0.50	<0.50	<0.50	<0.50	<0.22	<0.22	<0.22
1,1,1-Trichloroethane	200	<0.60	<0.50	<0.50	<0.50	<0.50	<0.60	<0.60	<0.60
Trichloroethene	5	0.70	0.60	0.64	0.68	0.77	0.70	0.57	0.71
Tetrachloroethene	5	<0.40	<0.29	<0.29	<0.29	<0.29	<0.40	<0.40	<0.40
Benzene	5	<0.40	<0.40	<0.40	<0.40	<0.40	<0.16	<0.16	<0.16
1,1-Dichloroethene	7	<0.50	<0.30	<0.30	<0.30	<0.30	<0.40	<0.40	<0.40
cis-1,2-Dichloroethene	70	<0.60	<0.40	<0.40	<0.40	<0.40	<0.40	<0.40	<0.40
1,2-Dichloroethane	5	<0.50	<0.50	<0.50	<0.50	<0.50	<0.30	<0.30	<0.30
1,1,2-Trichloroethane	5	<0.40	<0.50	<0.50	<0.50	<0.50	<0.50	<0.50	<0.50
Vinyl Chloride	0.2	<0.12	<0.15	<0.15	<0.15	<0.15	<0.15	<0.15	<0.15
Chloroethane	400	<0.70	<0.60	<0.60	<0.60	<0.60	<0.40	<0.40	<0.40
Chloromethane	30	<0.24	<0.30	<0.30	<0.30	<0.30	<0.30	<0.30	J ^{0.40}
o-Xylene	2000	<0.40	<0.60	<0.60	<0.60	<0.60	<0.50	<0.50	<0.50
Toluene	800	<0.40	<0.40	<0.40	<0.40	<0.40	<0.20	<0.20	<0.20

D- Quantified on sample dilution.

B- Parameter was detected in the method blank.

NA- Not Analyzed

BDL- Below the Detection Limit

** Sample was received with air bubbles in both sample bottles.

* Two compounds saturated. Sample was not diluted further.

Dilutions were performed using EPA SW846 method 8260.

P/NP- Present/Not Present

J- Result is less than the LOQ but greater than the LOD

¹ Duplicate

NS- Not Sampled

Indicates Detection

MW-11 (cont.)

PARAMETER	Enforcement Standard	2008				2009			
		MARCH	JUNE	SEPT.	DEC.	MARCH	JUNE	OCTOBER	DEC.
Dichlorodifluoromethane (Freon 12)	1000	<0.40	<0.40	<0.40	<0.40	<1.0	<1.0	<1.0	<1.0
Trichlorofluoromethane (Freon 11)	3490	<0.40	<0.40	<0.40	<0.40	<1.0	<1.0	<1.0	<1.0
1,1-Dichloroethane	850	<0.40	<0.40	<0.40	<0.40	<1.0	<1.0	<1.0	<1.0
trans-1,2-Dichloroethene	100	<0.50	<0.50	<0.50	<0.50	<1.0	<1.0	<1.0	<1.0
Chloroform	6	<0.22	<0.22	<0.22	<0.22	<1.0	<1.0	<1.0	<1.0
1,1,1-Trichloroethane	200	<0.60	<0.60	<0.60	<0.60	<1.0	<1.0	<1.0	<1.0
Trichloroethene	5	0.70	0.72	0.67	0.61	J ^{0.79}	J ^{0.77}	J ^{0.91}	J ^{0.84}
Tetrachloroethene	5	<0.40	<0.40	<0.40	<0.40	<1.0	<1.0	<1.0	<1.0
Benzene	5	<0.16	<0.16	<0.16	<0.16	<1.0	<1.0	<1.0	<1.0
1,1-Dichloroethene	7	<0.40	<0.40	<0.40	<0.40	<1.0	<1.0	<1.0	<1.0
cis-1,2-Dichloroethene	70	<0.40	<0.40	<0.40	<0.40	<1.0	<1.0	<1.0	<1.0
1,2-Dichloroethane	5	<0.30	<0.30	<0.30	<0.30	<1.0	<1.0	<1.0	<1.0
1,1,2-Trichloroethane	5	<0.50	<0.50	<0.50	<0.50	<1.0	<1.0	<1.0	<1.0
Vinyl Chloride	0.2	<0.15	<0.15	<0.15	<0.15	<0.40	<0.40	<0.40	<0.40
Chloroethane	400	<0.40	<0.40	<0.40	<0.40	<1.0	<1.0	<1.0	<1.0
Chloromethane	30	<0.30	<0.30	0.63	<0.30	<1.0	<4.0	<4.0	<4.0
o-Xylene	2000	<0.50	<0.50	<0.50	<0.50	<1.0	<1.0	<1.0	<1.0
Toluene	800	<0.20	<0.20	<0.20	<0.20	<1.0	<1.0	<1.0	<1.0

PARAMETER	Enforcement Standard	2010				DEC.	2011			
		MARCH	JUNE	SEPT.	MARCH		JUNE	OCT	DEC	
Dichlorodifluoromethane (Freon 12)	1000	<0.50	<0.30	<0.30	Not sampled due to snow depth	<0.30	<0.23	<0.23	<0.23	
Trichlorofluoromethane (Freon 11)	3490	<0.50	<0.14	<0.14		<0.14	<0.30	<0.30	<0.30	
1,1-Dichloroethane	850	<0.50	<0.080	<0.080		<0.080	<0.23	<0.23	<0.23	
trans-1,2-Dichloroethene	100	<0.50	<0.11	<0.11		<0.11	<0.21	<0.21	<0.21	
Chloroform	6	<0.50	<0.090	<0.090		<0.090	<0.34	<0.34	<0.34	
1,1,1-Trichloroethane	200	<0.50	<0.090	<0.090		<0.090	<0.26	<0.26	<0.26	
Trichloroethene	5	J ^{0.73}	J ^{0.85}	J ^{0.66}		J ^{0.54}	J ^{0.33}	J ^{0.63}	J ^{0.64}	
Tetrachloroethene	5	<0.50	<0.15	<0.15		<0.15	<0.26	<0.26	<0.26	
Benzene	5	<0.50	<0.080	<0.080		<0.080	<0.36	<0.36	<0.36	
1,1-Dichloroethene	7	<0.50	<0.20	<0.20		<0.20	<0.47	<0.47	<0.47	
cis-1,2-Dichloroethene	70	<0.50	<0.23	<0.23		<0.23	<0.37	<0.37	<0.37	
1,2-Dichloroethane	5	<0.50	<0.080	<0.080		<0.080	<0.23	<0.23	<0.23	
1,1,2-Trichloroethane	5	<0.50	<0.11	<0.11		<0.11	<0.38	<0.38	<0.38	
Vinyl Chloride	0.2	<0.20	<0.11	<0.11		<0.11	<0.17	<0.17	<0.17	
Chloroethane	400	<0.50	<0.32	<0.32		<0.32	<0.32	<0.32	<0.32	
Chloromethane	30	<2.0	<0.36	J ^{0.37}		<0.36	<0.36	<0.36	<0.36	
o-Xylene	2000	<0.50	<0.10	<0.10	<0.10	<0.46	<0.46	<0.46		
Toluene	800	<0.50	<0.11	<0.11	<0.11	<0.39	<0.39	<0.39		

D- Quantified on sample dilution.

B- Parameter was detected in the method blank.

NA- Not Analyzed

BDL- Below the Detection Limit

** Sample was received with air bubbles in both sample bottles.

* Two compounds saturated. Sample was not diluted further.

Dilutions were performed using EPA SW846 method 8260.

P/NP- Present/Not Present

J- Result is less than the LOQ but greater than the LOD

¹ Duplicate

NS- Not Sampled

Indicates Detection

MW-11 (cont.)

PARAMETER	Enforcement Standard	2012			2013		2014		2015	
		MARCH	JUNE	DEC.	JUNE	DEC	JUNE	DEC.	JUNE	DEC.
Dichlorodifluoromethane (Freon 12)	1000	<0.25	<0.20	<0.20	<0.40	<0.40	<0.50	<0.50	<0.49	<0.49
Trichlorofluoromethane (Freon 11)	3490	<0.30	<0.13	<0.13	<0.13	<0.13	<0.22	<0.22	<0.18	<0.18
1,1-Dichloroethane	850	<0.47	<0.11	<0.11	<0.50	<0.50	<0.16	<0.16	<0.22	<0.22
trans-1,2-Dichloroethene	100	<0.21	<0.14	<0.15	<0.24	<0.24	<0.23	<0.23	<0.21	<0.21
Chloroform	6	<0.34	<0.10	<0.50	<0.27	<0.27	<0.16	<0.16	<0.27	<0.27
1,1,1-Trichloroethane	200	<0.26	<0.19	<0.19	<0.50	<0.50	<0.26	<0.26	<0.20	<0.20
Trichloroethene	5	J ^{0.53}	J ^{0.19}	J ^{0.43}	J ^{0.27}	0.52	J ^{0.19}	J ^{0.38}	J ^{0.19}	<0.14
Tetrachloroethene	5	<0.26	<0.13	<0.13	<0.29	<0.29	<0.16	<0.16	<0.19	<0.19
Benzene	5	<0.36	<0.053	<0.062	<0.24	<0.24	<0.15	<0.15	<0.21	<0.21
1,1-Dichloroethene	7	<0.47	<0.19	<0.19	<0.24	<0.24	<0.20	<0.20	<0.22	<0.22
cis-1,2-Dichloroethene	70	<0.37	<0.085	<0.085	<0.23	<0.23	<0.13	<0.13	<0.25	<0.25
1,2-Dichloroethane	5	<0.23	<0.37	<0.37	<0.22	<0.22	<0.13	<0.13	<0.17	<0.17
1,1,2-Trichloroethane	5	<0.38	<0.015	<0.015	<0.16	<0.16	<0.13	<0.13	<0.24	<0.24
Vinyl Chloride	0.2	<0.17	<0.16	<0.16	<0.14	<0.14	<0.20	<0.20	<0.15	<0.15
Chloroethane	400	<0.32	<0.22	<0.22	<0.50	<0.50	<0.24	<0.24	<0.34	<0.34
Chloromethane	30	<0.36	<0.41	<0.41	<2.0	<2.0	<0.34	<0.34	<0.64	<0.64
o-Xylene	2000	<0.46	<0.077	<0.10	<0.24	<0.24	<0.094	<0.094	<0.19	<0.19
Toluene	800	<0.39	<0.076	<0.077	<0.23	<0.23	<0.11	<0.11	<0.13	<0.13

PARAMETER	Enforcement Standard	2016		2017		2018	
		JUNE	DEC.	JUNE	DEC.	JUNE	DEC.
Dichlorodifluoromethane (Freon 12)	1000	<0.075	<0.23	<0.23	<0.22	<0.23	<0.23
Trichlorofluoromethane (Freon 11)	3490	<0.055	<0.33	<0.33	<0.18	<0.23	<0.23
1,1-Dichloroethane	850	<0.055	<0.17	<0.17	<0.24	<0.17	<0.17
trans-1,2-Dichloroethene	100	<0.15	<0.16	<0.16	<0.26	<0.12	<0.24
Chloroform	6	<0.21	<0.21	<0.21	<2.5	<0.45	<0.45
1,1,1-Trichloroethane	200	<0.057	<0.17	<0.17	<0.50	<0.14	<0.18
Trichloroethene	5	J ^{0.29}	<0.052	<0.052	<0.33	J ^{0.39}	<0.15
Tetrachloroethene	5	<0.13	<0.25	<0.25	<0.50	<0.17	<0.17
Benzene	5	<0.042	<0.16	<0.16	<0.50	<0.10	<0.10
1,1-Dichloroethene	7	<0.069	<0.28	<0.28	<0.41	<0.16	<0.16
cis-1,2-Dichloroethene	70	<0.12	<0.12	<0.12	<0.26	<0.15	<0.15
1,2-Dichloroethane	5	<0.072	<0.17	<0.17	<0.17	<0.22	<0.22
1,1,2-Trichloroethane	5	<0.064	<0.15	<0.15	<0.20	<0.18	<0.18
Vinyl Chloride	0.2	<0.084	<0.069	<0.069	<0.18	<0.092	<0.092
Chloroethane	400	<0.12	<0.34	<0.34	<0.37	<0.49	<0.49
Chloromethane	30	<0.080	<0.25	<0.25	<0.50	<0.16	<0.16
o-Xylene	2000	<0.044	<0.20	<0.20	<0.50	<0.16	<0.16
Toluene	800	<0.059	<0.14	<0.14	<0.50	<0.083	<0.083

D- Quantified on sample dilution.

B- Parameter was detected in the method blank.

NA- Not Analyzed

BDL- Below the Detection Limit

** Sample was received with air bubbles in both sample bottles.

* Two compounds saturated. Sample was not diluted further.

Dilutions were performed using EPA SW846 method 8260.

P/NP- Present/Not Present

J- Result is less than the LOQ but greater than the LOD

¹ Duplicate

NS- Not Sampled

Indicates Detection

MW-12

PARAMETER	Enforcement Standard	1992				1993			
		AUG.	SEPT.	OCT.	DEC.	FEB.	JUNE	SEPT.	DEC.
Dichlorodifluoromethane (Freon 12)	1000	<5.0	<5.0	<5.0	<5.0	<5.0	<5.0	<5.0	<5.0
Trichlorofluoromethane (Freon 11)	3490	<1.0	<1.0	<1.0	<1.0	<1.0	<1.0	<1.0	1.2
1,1-Dichloroethane	850	<0.50	<0.50	1.1	<0.50	<0.50	<0.50	<0.50	<0.50
trans-1,2-Dichloroethene	100	<0.60	<0.60	<0.60	<0.60	<0.60	<0.60	<0.60	<0.60
Chloroform	6	<0.20	<0.20	<0.20	<0.20	<0.20	<0.20	<0.20	<0.20
1,1,1-Trichloroethane	200	0.21	0.54	<0.20	<0.20	<0.20	0.36	<0.20	<0.20
Trichloroethene	5	<0.40	0.66	<0.40	<0.40	<0.40	<0.40	<0.40	<0.40
Tetrachloroethene	5	<0.40	<0.40	<0.40	<0.40	<0.40	<0.40	<0.40	<0.40
Benzene	5	<0.30	<0.30	<0.30	<0.30	<0.30	<0.30	<0.30	<0.30
1,1-Dichloroethene	7	<0.20	<0.20	<0.20	<0.20	<0.20	<0.20	<0.20	<0.20
cis-1,2-Dichloroethene	70	<0.20	<0.20	<0.20	<0.20	<0.20	<0.20	<0.20	<0.20
1,2-Dichloroethane	5	<0.30	<0.30	<0.30	<0.30	<0.30	<0.30	<0.30	<0.30
1,1,2-Trichloroethane	5	<0.30	<0.30	<0.30	<0.30	<0.30	<0.30	<0.30	<0.30
Vinyl Chloride	0.2	<1.0	<1.0	<1.0	<1.0	<1.0	<1.0	<1.0	<1.0
Chloroethane	400	<1.0	<1.0	<1.0	<1.0	<1.0	<1.0	<1.0	<1.0
Chloromethane	30	<2.0	<2.0	<2.0	<2.0	<2.0	<2.0	<2.0	<2.0

PARAMETER	Enforcement Standard	1994				1995			
		MARCH	JUNE	SEPT.	DEC.	MARCH	JUNE	SEPT.	DEC.
Dichlorodifluoromethane (Freon 12)	1000	<5.0	<5.0	<5.0	<5.0	<5.0	<5.0	<5.0	<2.0
Trichlorofluoromethane (Freon 11)	3490	<1.0	<1.0	<1.0	<1.0	<1.0	<1.0	<1.0	<1.0
1,1-Dichloroethane	850	<0.50	<0.50	<0.50	<0.50	<0.50	<0.50	<0.50	<0.30
trans-1,2-Dichloroethene	100	<0.60	<0.60	<0.60	<0.60	<0.60	<0.60	<0.60	<0.30
Chloroform	6	<0.20	<0.20	<0.20	<0.20	<0.20	<0.20	<0.20	<0.30
1,1,1-Trichloroethane	200	<0.20	<0.20	<0.20	<0.20	<0.20	<0.70	<0.20	<0.20
Trichloroethene	5	0.42	<0.40	<0.40	<0.40	0.43	<0.40	<0.40	<0.30
Tetrachloroethene	5	<0.40	<0.40	<0.40	<0.40	<0.40	<0.40	<0.40	<0.40
Benzene	5	<0.30	<0.30	<0.30	<0.30	<0.30	<0.30	<0.30	<0.30
1,1-Dichloroethene	7	<0.20	<0.20	<0.20	<0.20	<0.20	B ¹³	<0.20	<0.20
cis-1,2-Dichloroethene	70	<0.20	<0.20	<0.20	<0.20	<0.20	<0.20	<0.20	<0.30
1,2-Dichloroethane	5	<0.30	<0.30	<0.30	<0.30	<0.30	<0.30	<0.30	<0.50
1,1,2-Trichloroethane	5	<0.30	<0.30	<0.30	<0.30	<0.30	<0.30	<0.30	<0.30
Vinyl Chloride	0.2	<1.0	<1.0	<1.0	<1.0	<1.0	<1.0	<1.0	<1.0
Chloroethane	400	<1.0	<1.0	<1.0	<1.0	<1.0	<1.0	<1.0	<1.0
Chloromethane	30	<2.0	<2.0	<2.0	<2.0	<2.0	<2.0	<2.0	BJ ^{0.31}

D- Quantified on sample dilution.

B- Parameter was detected in the method blank.

NA- Not Analyzed

BDL- Below the Detection Limit

** Sample was received with air bubbles in both sample bottles.

* Two compounds saturated. Sample was not diluted further.

Dilutions were performed using EPA SW846 method 8260.

P/NP- Present/Not Present

J- Result is less than the LOQ but greater than the LOD

¹ Duplicate

NS- Not Sampled

Indicates Detection

MW-12 (cont.)

PARAMETER	Enforcement Standard	1996				1997			
		MARCH	JUNE	SEPT.	DEC.	MARCH	JUNE	SEPT.	NOV.
Dichlorodifluoromethane (Freon 12)	1000	<2.0	<2.0	<2.0	<2.0	<2.0	<2.0	<2.0	<2.0
Trichlorofluoromethane (Freon 11)	3490	<1.0	<1.0	<1.0	<1.0	<1.0	<1.0	<1.0	<1.0
1,1-Dichloroethane	850	<0.30	<0.30	<0.30	<0.30	<0.30	<0.30	<0.30	<0.30
trans-1,2-Dichloroethene	100	<0.30	<0.30	<0.30	<0.30	<0.30	<0.30	<0.30	<0.30
Chloroform	6	<0.30	<0.30	<0.30	<0.30	<0.30	<0.30	<0.30	<0.30
1,1,1-Trichloroethane	200	<0.25	<0.25	<0.25	<0.25	<0.25	<0.25	<0.25	<0.25
Trichloroethene	5	<0.30	<0.30	<0.30	<0.30	<0.30	<0.30	<0.30	<0.30
Tetrachloroethene	5	<0.40	<0.40	<0.40	<0.40	<0.40	<0.40	<0.40	<0.40
Benzene	5	<0.30	<0.30	<0.30	<0.30	<0.30	<0.30	<0.30	<0.30
1,1-Dichloroethene	7	<0.20	<0.20	<0.20	<0.20	<0.20	<0.20	<0.20	<0.20
cis-1,2-Dichloroethene	70	<0.30	<0.30	<0.30	<0.30	<0.30	<0.30	<0.30	<0.30
1,2-Dichloroethane	5	<0.50	<0.50	<0.50	<0.50	<0.50	<0.50	<0.50	<0.50
1,1,2-Trichloroethane	5	<0.30	<0.30	<0.30	<0.30	<0.30	<0.30	<0.30	<0.30
Vinyl Chloride	0.2	<1.0	<1.0	<1.0	<1.0	<1.0	<1.0	<1.0	<1.0
Chloroethane	400	<1.0	<1.0	<1.0	<1.0	<1.0	<1.0	<1.0	<1.0
Chloromethane	30	<2.0	<2.0	<2.0	<2.0	<2.0	<2.0	<2.0	<2.0
o-Xylene	2000	<0.40	J ^{0.39}	<0.40	<0.40	<0.40	<0.40	<0.40	<0.40

PARAMETER	Enforcement Standard	1998				1999			
		MARCH	JUNE	SEPT.	DEC.	MARCH	JUNE	SEPT.	DEC.
Dichlorodifluoromethane (Freon 12)	1000	<2.0	<2.0	<2.0	<2.0	<2.0	<2.0	<2.0	<2.0
Trichlorofluoromethane (Freon 11)	3490	<1.0	<1.0	<1.0	<1.0	<1.0	<1.0	<1.0	<1.0
1,1-Dichloroethane	850	<0.30	<0.30	<0.30	<0.30	<0.30	<0.30	<0.30	<0.30
trans-1,2-Dichloroethene	100	<0.30	<0.30	<0.30	<0.30	<0.30	<0.30	<0.30	<0.30
Chloroform	6	<0.30	<0.30	<0.30	<0.30	<0.30	<0.30	<0.30	<0.30
1,1,1-Trichloroethane	200	<0.25	<0.25	<0.25	<0.25	<0.25	<0.25	<0.25	<0.25
Trichloroethene	5	<0.30	<0.30	<0.30	<0.30	<0.30	<0.30	<0.30	<0.30
Tetrachloroethene	5	<0.40	<0.40	<0.40	<0.40	<0.40	<0.40	<0.40	<0.40
Benzene	5	<0.30	<0.30	<0.30	<0.30	<0.30	<0.30	<0.30	<0.30
1,1-Dichloroethene	7	<0.20	<0.20	<0.20	<0.20	<0.20	<0.20	<0.20	<0.20
cis-1,2-Dichloroethene	70	<0.30	<0.30	<0.30	<0.30	<0.30	<0.30	<0.30	<0.30
1,2-Dichloroethane	5	<0.50	<0.50	<0.50	<0.50	<0.50	<0.50	<0.50	<0.50
1,1,2-Trichloroethane	5	<0.30	<0.30	<0.30	<0.30	<0.30	<0.30	<0.30	<0.30
Vinyl Chloride	0.2	<1.0	<1.0	<1.0	<1.0	<1.0	<1.0	<1.0	<1.0
Chloroethane	400	<1.0	<1.0	<1.0	<1.0	<1.0	<1.0	<1.0	<1.0
Chloromethane	30	<2.0	<2.0	<2.0	<2.0	J ^{0.31}	<2.0	J ^{0.55}	<2.0
o-Xylene	2000	<0.40	<0.40	<0.40	<0.40	<0.40	<0.40	<0.40	<0.40
Methylene Chloride	5	<5.0	BJ ^{1.4}	<5.0	<5.0	<5.0	<5.0	<5.0	<5.0

D- Quantified on sample dilution.

B- Parameter was detected in the method blank.

NA- Not Analyzed

BDL- Below the Detection Limit

** Sample was received with air bubbles in both sample bottles.

* Two compounds saturated. Sample was not diluted further.

Dilutions were performed using EPA SW846 method 8260.

P/NP- Present/Not Present

J- Result is less than the LOQ but greater than the LOD

¹ Duplicate

NS- Not Sampled

Indicates Detection

MW-12 (cont.)

PARAMETER	Enforcement Standard	2000				2001			
		MARCH	JUNE	SEPT.	DEC.	MARCH	JUNE	SEPT.	DEC.
Dichlorodifluoromethane (Freon 12)	1000	<0.14	<0.14	<0.14	<0.14	<0.14	<0.14	<0.14	<0.14
Trichlorofluoromethane (Freon 11)	3490	<0.51	<0.51	<0.51	<0.51	<0.51	<0.51	<0.51	<0.51
1,1-Dichloroethane	850	<0.26	<0.26	<0.26	<0.26	<0.26	<0.26	<0.26	<0.26
trans-1,2-Dichloroethene	100	<0.11	<0.11	<0.11	<0.11	<0.11	<0.11	<0.11	<0.11
Chloroform	6	<0.18	<0.18	<0.18	<0.18	<0.18	<0.18	<0.18	<0.18
1,1,1-Trichloroethane	200	<0.19	<0.19	<0.19	<0.19	<0.19	<0.19	<0.19	<0.19
Trichloroethene	5	<0.14	<0.14	<0.14	<0.14	<0.14	<0.14	0.62	<0.14
Tetrachloroethene	5	<0.13	<0.13	<0.13	<0.13	<0.13	<0.13	<0.13	<0.13
Benzene	5	<0.15	<0.15	<0.15	<0.15	<0.15	<0.15	<0.15	<0.15
1,1-Dichloroethene	7	<0.10	<0.10	<0.10	<0.10	<0.10	<0.10	<0.10	<0.10
cis-1,2-Dichloroethene	70	<0.12	<0.12	<0.12	<0.12	<0.12	<0.12	<0.12	<0.12
1,2-Dichloroethane	5	<0.27	<0.27	<0.27	<0.27	<0.27	<0.27	<0.27	<0.27
1,1,2-Trichloroethane	5	<0.18	<0.18	<0.18	<0.18	<0.18	<0.18	<0.18	<0.18
Vinyl Chloride	0.2	<0.11	<0.11	<0.11	<0.11	<0.11	<0.11	<0.11	<0.11
Chloroethane	400	<0.24	<0.24	<0.24	<0.24	<0.24	<0.24	<0.24	<0.24
Chloromethane	30	<0.090	<0.090	<0.090	<0.090	<0.090	<0.090	<0.090	<0.090
o-Xylene	2000	<0.35	<0.35	<0.35	<0.35	<0.35	<0.35	<0.35	<0.35
Methylene Chloride	5	<0.45	<0.45	<0.45	<0.45	<0.45	<0.45	<0.45	<0.45

PARAMETER	Enforcement Standard	2002				2003			
		MARCH	JUNE	SEPT.	JAN.'03	MARCH	JULY	SEPT.	JAN. '04
Dichlorodifluoromethane (Freon 12)	1000	<0.14	<0.14	<0.14	<0.14	<0.14	<0.14	<0.14	<0.14
Trichlorofluoromethane (Freon 11)	3490	<0.51	<0.51	<0.51	<0.51	<0.51	<0.51	<0.51	<0.51
1,1-Dichloroethane	850	<0.26	<0.26	<0.26	<0.26	<0.26	<0.26	<0.26	<0.26
trans-1,2-Dichloroethene	100	<0.11	<0.11	<0.11	<0.11	<0.11	<0.11	<0.11	<0.11
Chloroform	6	<0.18	<0.18	<0.18	<0.18	<0.18	<0.18	<0.18	<0.18
1,1,1-Trichloroethane	200	<0.19	<0.19	<0.19	<0.19	<0.19	<0.19	<0.19	<0.19
Trichloroethene	5	<0.14	<0.14	<0.14	<0.14	<0.14	<0.14	<0.14	<0.14
Tetrachloroethene	5	<0.13	<0.13	<0.13	<0.13	<0.13	<0.13	<0.13	<0.13
Benzene	5	<0.15	<0.15	<0.15	<0.15	<0.15	<0.15	<0.15	<0.15
1,1-Dichloroethene	7	<0.10	<0.10	<0.10	<0.10	<0.10	<0.10	<0.10	<0.10
cis-1,2-Dichloroethene	70	<0.12	<0.12	<0.12	<0.12	<0.12	<0.12	<0.12	<0.12
1,2-Dichloroethane	5	<0.27	<0.27	<0.27	<0.27	<0.27	<0.27	<0.27	<0.27
1,1,2-Trichloroethane	5	<0.18	<0.18	<0.18	<0.18	<0.18	<0.18	<0.18	<0.18
Vinyl Chloride	0.2	<0.11	<0.11	<0.11	<0.11	<0.11	<0.11	<0.11	<0.11
Chloroethane	400	<0.24	<0.24	<0.24	<0.24	<0.24	<0.24	<0.24	<0.24
Chloromethane	30	<0.090	<0.090	<0.090	<0.090	<0.090	<0.090	J ^{0.35}	<0.090
o-Xylene	2000	<0.35	<0.35	<0.35	<0.35	<0.35	<0.35	<0.35	<0.35
Methylene Chloride	5	<0.45	<0.45	<0.45	<0.45	<0.45	<0.45	<0.45	<0.45
Toluene	800	<0.16	<0.16	<0.16	<0.16	0.49	<0.16	<0.16	<0.16

D- Quantified on sample dilution.

B- Parameter was detected in the method blank.

NA- Not Analyzed

BDL- Below the Detection Limit

** Sample was received with air bubbles in both sample bottles.

* Two compounds saturated. Sample was not diluted further.

Dilutions were performed using EPA SW846 method 8260.

P/NP- Present/Not Present

J- Result is less than the LOQ but greater than the LOD

¹ Duplicate

NS- Not Sampled

Indicates Detection

MW-12 (cont.)

PARAMETER	Enforcement Standard	2004				2005			
		MARCH	JUNE	SEPT.	DEC.	MARCH	JUNE	SEPT.	DEC.
Dichlorodifluoromethane (Freon 12)	1000	<0.93	<2.0	<0.40	5.5	<0.60	<0.60	<0.60	<0.60
Trichlorofluoromethane (Freon 11)	3490	<0.11	<1.0	<0.50	<0.50	<0.50	<0.50	<0.50	<0.50
1,1-Dichloroethane	850	<0.063	<0.50	<0.50	<0.50	<0.50	<0.50	<0.50	<0.50
trans-1,2-Dichloroethene	100	<0.11	<0.50	<0.50	<0.50	<0.60	<0.60	<0.60	<0.60
Chloroform	6	<0.054	<0.50	<0.25	<0.25	<0.50	<0.50	<0.50	<0.50
1,1,1-Trichloroethane	200	<0.086	<0.50	<0.50	<0.50	<0.60	<0.60	<0.60	<0.60
Trichloroethene	5	<0.094	<0.50	<0.15	<0.15	<0.15	<0.15	<0.15	<0.15
Tetrachloroethene	5	<0.18	<0.50	<0.40	<0.40	<0.40	<0.40	<0.40	<0.40
Benzene	5	<0.061	<0.50	<0.40	<0.40	<0.40	<0.40	<0.40	<0.40
1,1-Dichloroethene	7	<0.14	<0.50	<0.30	<0.30	<0.50	<0.50	<0.50	<0.50
cis-1,2-Dichloroethene	70	<0.039	<0.50	<0.25	<0.25	<0.60	<0.60	<0.60	<0.60
1,2-Dichloroethane	5	<0.053	<0.50	<0.40	<0.40	<0.50	<0.50	<0.50	<0.50
1,1,2-Trichloroethane	5	<0.12	<0.50	<0.40	<0.40	<0.40	<0.40	<0.40	<0.40
Vinyl Chloride	0.2	<0.13	<0.50	<0.12	<0.12	<0.12	<0.12	<0.12	<0.12
Chloroethane	400	<0.11	<1.0	<0.50	<0.50	<0.70	<0.70	<0.70	<0.70
Chloromethane	30	<0.15	<1.0	<0.30	<0.30	<0.24	<0.24	1.0	<0.24
o-Xylene	2000	<0.14	<0.50	<0.30	<0.30	<0.40	<0.40	<0.40	<0.40
Methylene Chloride	5	<1.3	<5.0	<0.50	<0.50	<0.40	<0.40	<0.40	<0.40
Toluene	800	<0.075	<0.50	<0.40	<0.40	<0.40	<0.40	<0.40	<0.40

PARAMETER	Enforcement Standard	2006				2007			
		MARCH	JUNE	SEPT.	DEC.	MARCH	JUNE	SEPT.	DEC.
Dichlorodifluoromethane (Freon 12)	1000	<0.60	<0.29	<0.29	<0.29	<0.29	<0.40	<0.40	<0.40
Trichlorofluoromethane (Freon 11)	3490	<0.50	<0.70	<0.70	<0.70	<0.70	<0.40	<0.40	<0.40
1,1-Dichloroethane	850	<0.50	<0.40	<0.40	<0.40	<0.40	<0.40	<0.40	<0.40
trans-1,2-Dichloroethene	100	<0.60	<0.40	<0.40	<0.40	<0.40	<0.50	<0.50	<0.50
Chloroform	6	<0.50	<0.50	<0.50	<0.50	<0.50	<0.22	<0.22	<0.22
1,1,1-Trichloroethane	200	<0.60	<0.50	<0.50	<0.50	<0.50	<0.60	<0.60	<0.60
Trichloroethene	5	<0.15	<0.15	<0.15	<0.15	<0.15	<0.15	<0.15	<0.15
Tetrachloroethene	5	<0.40	<0.29	<0.29	<0.29	<0.29	<0.40	<0.40	<0.40
Benzene	5	<0.40	<0.40	<0.40	<0.40	<0.40	<0.16	<0.16	<0.16
1,1-Dichloroethene	7	<0.50	<0.30	<0.30	<0.30	<0.30	<0.40	<0.40	<0.40
cis-1,2-Dichloroethene	70	<0.60	<0.40	<0.40	<0.40	<0.40	<0.40	<0.40	<0.40
1,2-Dichloroethane	5	<0.50	<0.50	<0.50	<0.50	<0.50	<0.30	<0.30	<0.30
1,1,2-Trichloroethane	5	<0.40	<0.50	<0.50	<0.50	<0.50	<0.50	<0.50	<0.50
Vinyl Chloride	0.2	<0.12	<0.15	<0.15	<0.15	<0.15	<0.15	<0.15	<0.15
Chloroethane	400	<0.70	<0.60	<0.60	<0.60	<0.60	<0.40	<0.40	<0.40
Chloromethane	30	<0.24	<0.30	<0.30	<0.30	<0.30	<0.30	<0.30	<0.30
o-Xylene	2000	<0.40	<0.60	<0.60	<0.60	<0.60	<0.50	<0.50	<0.50
Methylene Chloride	5	<0.40	<1.0	<1.0	<1.0	<1.0	<0.50	<0.50	<0.50
Toluene	800	<0.40	<0.40	<0.40	<0.40	<0.40	<0.20	<0.20	<0.20

D- Quantified on sample dilution.

B- Parameter was detected in the method blank.

NA- Not Analyzed

BDL- Below the Detection Limit

** Sample was received with air bubbles in both sample bottles.

* Two compounds saturated. Sample was not diluted further.

Dilutions were performed using EPA SW846 method 8260.

P/NP- Present/Not Present

J- Result is less than the LOQ but greater than the LOD

¹ Duplicate

NS- Not Sampled

Indicates Detection

MW-12 (cont.)

PARAMETER	Enforcement Standard	2008				2009			
		MARCH	JUNE	SEPT.	DEC.	MARCH	JUNE	OCTOBER	DEC.
Dichlorodifluoromethane (Freon 12)	1000	<0.40	<0.40	<0.40	<0.40	<1.0	<1.0	<1.0	<1.0
Trichlorofluoromethane (Freon 11)	3490	<0.40	<0.40	<0.40	<0.40	<1.0	<1.0	<1.0	<1.0
1,1-Dichloroethane	850	<0.40	<0.40	<0.40	<0.40	<1.0	<1.0	<1.0	<1.0
trans-1,2-Dichloroethene	100	<0.50	<0.50	<0.50	<0.50	<1.0	<1.0	<1.0	<1.0
Chloroform	6	<0.22	<0.22	<0.22	<0.22	<1.0	<1.0	<1.0	<1.0
1,1,1-Trichloroethane	200	<0.60	<0.60	<0.60	<0.60	<1.0	<1.0	<1.0	<1.0
Trichloroethene	5	<0.15	<0.15	<0.15	<0.15	<1.0	<1.0	<1.0	<1.0
Tetrachloroethene	5	<0.40	<0.40	<0.40	<0.40	<1.0	<1.0	<1.0	<1.0
Benzene	5	<0.16	<0.16	<0.16	<0.16	<1.0	<1.0	<1.0	<1.0
1,1-Dichloroethene	7	<0.40	<0.40	<0.40	<0.40	<1.0	<1.0	<1.0	<1.0
cis-1,2-Dichloroethene	70	<0.40	<0.40	<0.40	<0.40	<1.0	<1.0	<1.0	<1.0
1,2-Dichloroethane	5	<0.30	<0.30	<0.30	<0.30	<1.0	<1.0	<1.0	<1.0
1,1,2-Trichloroethane	5	<0.50	<0.50	<0.50	<0.50	<1.0	<1.0	<1.0	<1.0
Vinyl Chloride	0.2	<0.15	<0.15	<0.15	<0.15	<0.40	<0.40	<0.40	<0.40
Chloroethane	400	<0.40	<0.40	<0.40	<0.40	<1.0	<1.0	<1.0	<1.0
Chloromethane	30	<0.30	<0.30	J ^{0.36}	<0.30	<1.0	<1.0	<4.0	<4.0
o-Xylene	2000	<0.50	<0.50	<0.50	<0.50	<1.0	<1.0	<1.0	<1.0
Methylene Chloride	5	<0.50	<0.50	<0.50	<0.50	<4.0	<4.0	<4.0	<4.0
Toluene	800	<0.20	<0.20	<0.20	<0.20	<1.0	<1.0	<1.0	<1.0

PARAMETER	Enforcement Standard	2010				2011			
		MARCH	JUNE	SEPT.	DEC.	MARCH	JUNE	OCT	DEC
Dichlorodifluoromethane (Freon 12)	1000	<0.50	<0.30	<0.30	Not sampled due to snow depth	<0.30	<0.23	<0.23	<0.23
Trichlorofluoromethane (Freon 11)	3490	<0.50	<0.14	<0.14		<0.14	<0.30	<0.30	<0.30
1,1-Dichloroethane	850	<0.50	<0.080	<0.080		<0.080	<0.23	<0.23	<0.23
trans-1,2-Dichloroethene	100	<0.50	<0.11	<0.11		<0.11	<0.21	<0.21	<0.21
Chloroform	6	<0.50	<0.090	<0.090		<0.090	<0.34	<0.34	<0.34
1,1,1-Trichloroethane	200	<0.50	<0.090	<0.090		<0.090	<0.26	<0.26	<0.26
Trichloroethene	5	<0.50	<0.14	<0.14		<0.14	<0.20	<0.20	<0.20
Tetrachloroethene	5	<0.50	<0.15	<0.15		<0.15	<0.26	<0.26	<0.26
Benzene	5	<0.50	<0.080	<0.080		<0.080	<0.36	<0.36	<0.36
1,1-Dichloroethene	7	<0.50	<0.20	<0.20		<0.20	<0.47	<0.47	<0.47
cis-1,2-Dichloroethene	70	<0.50	<0.23	<0.23		<0.23	<0.37	<0.37	<0.37
1,2-Dichloroethane	5	<0.50	<0.080	<0.080		<0.080	<0.23	<0.23	<0.23
1,1,2-Trichloroethane	5	<0.50	<0.11	<0.11		<0.11	<0.38	<0.38	<0.38
Vinyl Chloride	0.2	<0.20	<0.11	<0.11		<0.11	<0.17	<0.17	<0.17
Chloroethane	400	<0.50	<0.32	<0.32		<0.32	<0.32	<0.32	<0.32
Chloromethane	30	<2.0	<0.36	<0.36		<0.36	<0.36	<0.36	<0.36
o-Xylene	2000	<0.50	<0.10	<0.10	<0.10	<0.46	<0.46	<0.46	
Methylene Chloride	5	<2.0	<2.0	<2.0	<2.0	<2.0	<5.0	<2.0	
Toluene	800	<0.50	<0.11	<0.11	<0.11	<0.39	<0.39	<0.39	

D- Quantified on sample dilution.

B- Parameter was detected in the method blank.

NA- Not Analyzed

BDL- Below the Detection Limit

** Sample was received with air bubbles in both sample bottles.

* Two compounds saturated. Sample was not diluted further.

Dilutions were performed using EPA SW846 method 8260.

P/NP- Present/Not Present

J- Result is less than the LOQ but greater than the LOD

¹ Duplicate

NS- Not Sampled

Indicates Detection

MW-12 (cont.)

PARAMETER	Enforcement Standard	2012			2013		2014		2015	
		MARCH	JUNE	DEC	JUNE	DEC	JUNE	DEC.	JUNE	DEC.
Dichlorodifluoromethane (Freon 12)	1000	<0.25	<0.20	<0.20	<0.40	<0.40	<0.50	<0.50	<0.49	<0.49
Trichlorofluoromethane (Freon 11)	3490	<0.30	<0.13	<0.18	<0.13	<0.13	<0.22	<0.22	<0.18	<0.18
1,1-Dichloroethane	850	<0.47	<0.11	<0.11	<0.50	<0.50	<0.16	<0.16	<0.22	<0.22
trans-1,2-Dichloroethene	100	<0.21	<0.14	<0.15	<0.24	<0.24	<0.23	<0.23	<0.21	<0.21
Chloroform	6	<0.34	<0.10	<0.50	<0.27	<0.27	<0.16	<0.16	<0.27	<0.27
1,1,1-Trichloroethane	200	<0.26	<0.19	<0.19	<0.50	<0.50	<0.26	<0.26	<0.20	<0.20
Trichloroethene	5	<0.20	<0.070	<0.20	<0.12	<0.12	<0.091	<0.091	<0.14	<0.14
Tetrachloroethene	5	<0.26	<0.13	<0.13	<0.29	<0.29	<0.16	<0.16	<0.19	<0.19
Benzene	5	<0.36	<0.053	<0.062	<0.24	<0.24	<0.15	<0.15	<0.21	<0.21
1,1-Dichloroethene	7	<0.47	<0.19	<0.19	<0.24	<0.24	<0.20	<0.20	<0.22	<0.22
cis-1,2-Dichloroethene	70	<0.37	<0.085	<0.085	<0.23	<0.23	<0.13	<0.13	<0.25	<0.25
1,2-Dichloroethane	5	<0.23	<0.37	<0.37	<0.22	<0.22	<0.13	<0.13	<0.17	<0.17
1,1,2-Trichloroethane	5	<0.38	<0.015	<0.015	<0.16	<0.16	<0.13	<0.13	<0.24	<0.24
Vinyl Chloride	0.2	<0.17	<0.16	<0.16	<0.14	<0.14	<0.20	<0.20	<0.15	<0.15
Chloroethane	400	<0.32	<0.22	<0.22	<0.50	<0.50	<0.24	<0.24	<0.34	<0.34
Chloromethane	30	<0.36	<0.41	<0.41	<2.0	<2.0	<0.34	<0.34	<0.64	<0.64
o-Xylene	2000	<0.46	<0.077	<0.10	<0.24	<0.24	<0.094	<0.094	<0.19	<0.19
Methylene Chloride	5	<2.0	<2.0	<2.0	<2.0	<2.0	<2.0	<2.0	<0.56	<0.56
Toluene	800	<0.39	<0.076	<0.077	<0.23	<0.23	<0.11	<0.11	<0.13	<0.13

PARAMETER	Enforcement Standard	2016		2017		2018	
		JUNE	DEC.	JUNE	DEC.	JUNE	DEC.
Dichlorodifluoromethane (Freon 12)	1000	<0.075	<0.23	<0.23	<0.22	<0.23	<0.23
Trichlorofluoromethane (Freon 11)	3490	<0.055	<0.33	<0.33	<0.18	<0.23	<0.23
1,1-Dichloroethane	850	<0.055	<0.17	<0.17	<0.24	<0.17	<0.17
trans-1,2-Dichloroethene	100	<0.15	<0.16	<0.16	<0.26	<0.12	<0.24
Chloroform	6	<0.21	<0.21	<0.21	<2.5	<0.45	<0.45
1,1,1-Trichloroethane	200	<0.057	<0.17	<0.17	<0.50	<0.14	<0.18
Trichloroethene	5	<0.051	<0.052	<0.052	<0.33	<0.15	<0.15
Tetrachloroethene	5	<0.13	<0.25	<0.25	<0.50	<0.17	<0.17
Benzene	5	<0.042	<0.16	<0.16	<0.50	<0.10	<0.10
1,1-Dichloroethene	7	<0.069	<0.28	<0.28	<0.41	<0.16	<0.16
cis-1,2-Dichloroethene	70	<0.12	<0.12	<0.12	<0.26	<0.15	<0.15
1,2-Dichloroethane	5	J ^{0.088}	<0.17	<0.17	<0.17	<0.22	<0.22
1,1,2-Trichloroethane	5	<0.064	<0.15	<0.15	<0.20	<0.18	<0.18
Vinyl Chloride	0.2	<0.084	<0.069	<0.069	<0.18	<0.092	<0.092
Chloroethane	400	<0.12	<0.34	<0.34	<0.37	<0.49	<0.49
Chloromethane	30	<0.080	<0.25	<0.25	<0.50	<0.16	<0.16
o-Xylene	2000	<0.044	<0.20	<0.20	<0.50	<0.16	<0.16
Methylene Chloride	5	<0.097	<0.29	<0.29	J ^{0.30}	<0.98	<0.98
Toluene	800	<0.059	<0.14	<0.14	<0.50	<0.083	<0.083

D- Quantified on sample dilution.

B- Parameter was detected in the method blank.

NA- Not Analyzed

BDL- Below the Detection Limit

** Sample was received with air bubbles in both sample bottles.

* Two compounds saturated. Sample was not diluted further.

Dilutions were performed using EPA SW846 method 8260.

P/NP- Present/Not Present

J- Result is less than the LOQ but greater than the LOD

¹ Duplicate

NS- Not Sampled

Indicates Detection

MW-13

PARAMETER	Enforcement Standard	1992					1993				
		AUG.	SEPT.	OCT.	OCT. ¹	DEC.	FEB.	MARCH	JUNE	SEPT.	DEC.
Dichlorodifluoromethane (Freon 12)	1000	<5.0	6.8	<5.0	<5.0	<5.0	<5.0	<5.0	<5.0	<5.0	<5.0
Trichlorofluoromethane (Freon 11)	3490	<1.0	5.8	4.1	3.6	<1.0	2.9	2.1	2.5	1.8	1.2
1,1-Dichloroethane	850	<0.50	1.8	1.4	1.3	<0.50	<0.50	<0.50	0.53	<0.50	<0.50
trans-1,2-Dichloroethene	100	<0.60	<0.60	<0.60	<0.60	<0.60	<0.60	<0.60	<0.60	<0.60	<0.60
Chloroform	6	<0.20	<0.20	0.49	<0.20	<0.20	<0.20	<0.20	0.26	<0.20	<0.20
1,1,1-Trichloroethane	200	<0.20	1.9	1.0	0.95	1.7	<0.20	<0.20	0.71	0.24	0.51
Trichloroethene	5	<0.40	2.3	3.1	2.8	0.62	2.1	1.8	1.5	1.8	1.7
Tetrachloroethene	5	<0.40	0.76	1.8	1.7	<0.40	<0.40	<0.40	0.46	0.49	0.46
Benzene	5	<0.30	<0.30	1.4	1.4	<0.30	<0.30	<0.30	<0.30	<0.30	<0.30
1,1-Dichloroethene	7	<0.20	<0.20	<0.20	<0.20	1.9	<0.20	<0.20	<0.20	<0.20	<0.20
cis-1,2-Dichloroethene	70	<0.20	<0.20	<0.20	<0.20	<0.20	<0.20	<0.20	<0.20	<0.20	<0.20
1,2-Dichloroethane	5	<0.30	<0.30	<0.30	<0.30	<0.30	<0.30	<0.30	<0.30	<0.30	<0.30
1,1,2-Trichloroethane	5	<0.30	<0.30	<0.30	<0.30	<0.30	<0.30	<0.30	<0.30	<0.30	<0.30
Vinyl Chloride	0.2	<1.0	<1.0	<1.0	<1.0	<1.0	<1.0	<1.0	<1.0	<1.0	<1.0
Chloroethane	400	<1.0	<1.0	<1.0	<1.0	<1.0	<1.0	<1.0	<1.0	1.7	1.6
Chloromethane	30	<2.0	<2.0	<2.0	<2.0	<2.0	<2.0	<2.0	<2.0	<2.0	<2.0

PARAMETER	Enforcement Standard	1994				1995			
		MARCH	JUNE	SEPT.	DEC.	MARCH	JUNE	SEPT.	DEC.
Dichlorodifluoromethane (Freon 12)	1000	<5.0	<5.0	<5.0	<5.0	<5.0	<5.0	2.1	J ^{1,6}
Trichlorofluoromethane (Freon 11)	3490	<1.0	1.9	<1.0	1.7	1.7	1.2	1.2	1.4
1,1-Dichloroethane	850	<0.50	<0.50	<0.50	<0.50	<0.50	<0.50	<0.50	<0.30
trans-1,2-Dichloroethene	100	<0.60	<0.60	<0.60	<0.60	<0.60	<0.60	<0.60	<0.30
Chloroform	6	<0.20	<0.20	<0.20	<0.20	<0.20	<0.20	<0.20	<0.30
1,1,1-Trichloroethane	200	0.33	<0.20	<0.20	<0.20	0.61	<0.70	0.24	<0.20
Trichloroethene	5	1.9	0.55	2.0	1.2	0.80	1.9	1.6	1.6
Tetrachloroethene	5	0.61	<0.40	<0.40	<0.40	0.54	<0.40	0.46	J ^{0,13}
Benzene	5	<0.30	<0.30	<0.30	<0.30	<0.30	<0.30	<0.30	<0.30
1,1-Dichloroethene	7	<0.20	<0.20	<0.20	<0.20	<0.20	B ¹⁴	<0.20	<0.20
cis-1,2-Dichloroethene	70	<0.20	<0.20	<0.20	<0.20	<0.20	<0.20	<0.20	<0.30
1,2-Dichloroethane	5	<0.30	<0.30	<0.30	<0.30	<0.30	<0.30	<0.30	<0.50
1,1,2-Trichloroethane	5	<0.30	<0.30	<0.30	<0.30	<0.30	<0.30	<0.30	<0.30
Vinyl Chloride	0.2	<1.0	<1.0	<1.0	<1.0	<1.0	<1.0	<1.0	<1.0
Chloroethane	400	<1.0	<1.0	<1.0	1.2	1.6	<1.0	<1.0	<1.0
Chloromethane	30	<2.0	<2.0	<2.0	<2.0	<2.0	<2.0	<2.0	BJ ^{0,38}

D- Quantified on sample dilution.

B- Parameter was detected in the method blank.

NA- Not Analyzed

BDL- Below the Detection Limit

** Sample was received with air bubbles in both sample bottles.

* Two compounds saturated. Sample was not diluted further.

Dilutions were performed using EPA SW846 method 8260.

P/NP- Present/Not Present

J- Result is less than the LOQ but greater than the LOD

¹ Duplicate

NS- Not Sampled

Indicates Detection

MW-13 (cont.)

PARAMETER	Enforcement Standard	1996				1997			
		MARCH	JUNE	SEPT.	DEC.	MARCH	JUNE	SEPT.	NOV.
Dichlorodifluoromethane (Freon 12)	1000	<2.0	<2.0	<2.0	<2.0	<2.0	<2.0	J ^{0.30}	J ^{0.56}
Trichlorofluoromethane (Freon 11)	3490	<1.0	1.0	J ^{1.0}	1.1	J ^{0.84}	J ^{0.80}	J ^{0.73}	J ^{0.84}
1,1-Dichloroethane	850	<0.30	<0.30	<0.30	0.95	<0.30	<0.30	<0.30	<0.30
trans-1,2-Dichloroethene	100	<0.30	<0.30	<0.30	<0.30	<0.30	<0.30	<0.30	<0.30
Chloroform	6	<0.30	<0.30	<0.30	<0.30	<0.30	<0.30	<0.30	<0.30
1,1,1-Trichloroethane	200	<0.25	<0.25	<0.25	<0.25	<0.25	<0.25	<0.25	<0.25
Trichloroethene	5	1.0	1.6	1.6	2.0	1.5	1.8	1.8	2.1
Tetrachloroethene	5	<0.40	J ^{0.17}	<0.40	<0.40	<0.40	<0.40	<0.40	<0.40
Benzene	5	<0.30	<0.30	<0.30	<0.30	<0.30	<0.30	<0.30	<0.30
1,1-Dichloroethene	7	<0.20	<0.20	<0.20	<0.20	<0.20	<0.20	<0.20	<0.20
cis-1,2-Dichloroethene	70	<0.30	<0.30	<0.30	<0.30	<0.30	<0.30	<0.30	<0.30
1,2-Dichloroethane	5	<0.50	<0.50	<0.50	<0.50	<0.50	<0.50	<0.50	<0.50
1,1,2-Trichloroethane	5	<0.30	<0.30	<0.30	<0.30	<0.30	<0.30	<0.30	<0.30
Vinyl Chloride	0.2	<1.0	<1.0	<1.0	<1.0	<1.0	<1.0	<1.0	<1.0
Chloroethane	400	<1.0	<1.0	J ^{0.63}	<1.0	<1.0	J ^{0.38}	<1.0	J ^{0.70}
Chloromethane	30	<2.0	<2.0	<2.0	<2.0	<2.0	<2.0	<2.0	<2.0
o-Xylene	620	<0.40	<0.40	J ^{0.24}	<0.40	<0.40	<0.40	<0.40	<0.40

PARAMETER	Enforcement Standard	1998				1999			
		MARCH	JUNE	SEPT.	DEC.	MARCH	JUNE	SEPT.	DEC.
Dichlorodifluoromethane (Freon 12)	1000	J ^{0.42}	<2.0	<2.0	<2.0	J ^{0.60}	<2.0	J ^{0.19}	J ^{0.21}
Trichlorofluoromethane (Freon 11)	3490	<1.0	J ^{0.95}	J ^{0.88}	J ^{0.51}	1.0	J ^{0.95}	J ^{0.62}	J ^{0.59}
1,1-Dichloroethane	850	<0.30	<0.30	<0.30	<0.30	J ^{0.27}	<0.30	<0.30	<0.30
trans-1,2-Dichloroethene	100	<0.30	<0.30	<0.30	<0.30	<0.30	<0.30	<0.30	<0.30
Chloroform	6	<0.30	<0.30	<0.30	<0.30	<0.30	<0.30	<0.30	<0.30
1,1,1-Trichloroethane	200	<0.25	<0.25	<0.25	<0.25	<0.25	<0.25	<0.25	<0.25
Trichloroethene	5	1.9	3.3	2.1	2.5	2.3	2.2	1.6	1.7
Tetrachloroethene	5	<0.40	J ^{0.22}	<0.40	<0.40	J ^{0.15}	<0.40	<0.40	<0.40
Benzene	5	<0.30	<0.30	<0.30	<0.30	<0.30	<0.30	<0.30	<0.30
1,1-Dichloroethene	7	<0.20	<0.20	<0.20	<0.20	<0.20	<0.20	<0.20	<0.20
cis-1,2-Dichloroethene	70	<0.30	<0.30	<0.30	<0.30	J ^{0.12}	<0.30	<0.30	<0.30
1,2-Dichloroethane	5	<0.50	<0.50	<0.50	<0.50	<0.50	<0.50	<0.50	<0.50
1,1,2-Trichloroethane	5	<0.30	<0.30	<0.30	<0.30	<0.30	<0.30	<0.30	<0.30
Vinyl Chloride	0.2	<1.0	<1.0	<1.0	<1.0	<1.0	<1.0	<1.0	<1.0
Chloroethane	400	J ^{0.44}	J ^{0.71}	J ^{0.92}	<1.0	J ^{0.52}	<1.0	J ^{0.28}	<1.0
Chloromethane	30	<2.0	<2.0	<2.0	<2.0	J ^{0.46}	<2.0	J ^{0.52}	<2.0
o-Xylene	2000	<0.40	<0.40	<0.40	<0.40	<0.40	<0.40	<0.40	<0.40
Toluene	800	J ^{0.18}	<0.30	<0.30	<0.30	<0.30	<0.30	<0.30	<0.30

D- Quantified on sample dilution.

B- Parameter was detected in the method blank.

NA- Not Analyzed

BDL- Below the Detection Limit

** Sample was received with air bubbles in both sample bottles.

* Two compounds saturated. Sample was not diluted further.

Dilutions were performed using EPA SW846 method 8260.

P/NP- Present/Not Present

J- Result is less than the LOQ but greater than the LOD

¹ Duplicate

NS- Not Sampled

Indicates Detection

MW-13 (cont.)

PARAMETER	Enforcement Standard	2000				2001			2002	
		MARCH	JUNE	SEPT.	DEC.	MARCH	JUNE	DEC.	JUNE	JAN.'03
Dichlorodifluoromethane (Freon 12)	1000	<0.14	J ^{0.40}	<0.14	<0.14	<0.14	J ^{0.54}	J ^{0.64}	<0.14	J ^{0.15}
Trichlorofluoromethane (Freon 11)	3490	J ^{0.65}	J ^{0.59}	J ^{0.58}	<0.51	<0.51	J ^{0.62}	<0.51	0.56	<0.51
1,1-Dichloroethane	850	<0.26	<0.26	<0.26	<0.26	<0.26	<0.26	<0.26	<0.26	<0.26
trans-1,2-Dichloroethene	100	<0.11	<0.11	<0.11	<0.11	<0.11	<0.11	<0.11	<0.11	<0.11
Chloroform	6	<0.18	<0.18	<0.18	<0.18	<0.18	<0.18	<0.18	<0.18	<0.18
1,1,1-Trichloroethane	200	<0.19	<0.19	<0.19	<0.19	<0.19	<0.19	<0.19	<0.19	0.81
Trichloroethene	5	1.5	1.9	1.7	1.3	J ^{0.25}	2.5	2.2	1.7	0.81
Tetrachloroethene	5	<0.13	J ^{0.15}	J ^{0.14}	<0.13	<0.13	J ^{0.30}	<0.13	<0.13	<0.13
Benzene	5	<0.15	<0.15	<0.15	<0.15	<0.15	<0.15	<0.15	<0.15	<0.15
1,1-Dichloroethene	7	<0.10	<0.10	<0.10	<0.10	<0.10	<0.10	<0.10	<0.10	<0.10
cis-1,2-Dichloroethene	70	<0.12	<0.12	<0.12	<0.12	<0.12	<0.12	<0.12	<0.12	<0.12
1,2-Dichloroethane	5	<0.27	<0.27	<0.27	<0.27	<0.27	<0.27	<0.27	<0.27	<0.27
1,1,2-Trichloroethane	5	<0.18	<0.18	<0.18	<0.18	<0.18	<0.18	<0.18	<0.18	<0.18
Vinyl Chloride	0.2	<0.11	<0.11	<0.11	<0.11	<0.11	<0.11	<0.11	<0.11	<0.11
Chloroethane	400	<0.24	<0.24	<0.24	<0.24	<0.24	<0.24	<0.24	J ^{0.46}	<0.24
Chloromethane	30	<0.090	<0.090	J ^{0.67}	<0.090	<0.090	<0.090	<0.090	<0.090	<0.090
o-Xylene	2000	<0.35	<0.35	<0.35	<0.35	<0.35	<0.35	<0.35	<0.35	<0.35
Toluene	800	<0.16	<0.16	<0.16	<0.16	<0.16	<0.16	<0.16	<0.16	<0.16
Isopropyl benzene	No Standard	<0.22	<0.22	<0.22	J ^{0.42}	<0.22	<0.22	<0.22	<0.22	<0.22

PARAMETER	Enforcement Standard	2003		2004		2005		2006		2007	
		JULY	JAN. '04	JUNE	DEC.	MAY	DEC.	JUNE	DEC.	JUNE	DEC.
Dichlorodifluoromethane (Freon 12)	1000	<0.14	<0.14	<2.0	3.9	<0.60	<0.60	<0.29	<0.29	<0.40	<0.40
Trichlorofluoromethane (Freon 11)	3490	<0.51	<0.51	J ^{0.19}	<0.50	<0.50	<0.50	<0.70	<0.70	<0.40	<0.40
1,1-Dichloroethane	850	<0.26	<0.26	<0.50	<0.50	<0.50	<0.50	<0.40	<0.40	<0.40	<0.40
trans-1,2-Dichloroethene	100	<0.11	<0.11	<0.50	<0.50	<0.60	<0.60	<0.40	<0.40	<0.50	<0.50
Chloroform	6	<0.18	<0.18	<0.50	<0.25	<0.50	<0.50	<0.50	<0.50	<0.22	<0.22
1,1,1-Trichloroethane	200	<0.19	<0.19	<0.50	<0.50	<0.60	<0.60	<0.50	<0.50	<0.60	<0.60
Trichloroethene	5	1.6	1.0	1.3	0.98	1.0	1.1	1.1	1.2	1.1	1.0
Tetrachloroethene	5	J ^{0.29}	J ^{0.14}	J ^{0.19}	<0.40	<0.40	<0.40	<0.29	<0.29	<0.40	<0.40
Benzene	5	<0.15	<0.15	<0.50	<0.40	<0.40	<0.40	<0.40	<0.40	<0.16	<0.16
1,1-Dichloroethene	7	<0.10	<0.10	<0.50	<0.30	<0.50	<0.50	<0.30	<0.30	<0.40	<0.40
cis-1,2-Dichloroethene	70	<0.12	<0.12	<0.50	<0.25	<0.60	<0.60	<0.40	<0.40	<0.40	<0.40
1,2-Dichloroethane	5	<0.27	<0.27	<0.50	<0.40	<0.50	<0.50	<0.50	<0.50	<0.30	<0.30
1,1,2-Trichloroethane	5	<0.18	<0.18	<0.50	<0.40	<0.40	<0.40	<0.50	<0.50	<0.50	<0.50
Vinyl Chloride	0.2	<0.11	<0.11	<0.50	<0.12	<0.12	<0.12	<0.15	<0.15	<0.15	<0.15
Chloroethane	400	<0.24	<0.24	<1.0	<0.50	<0.70	<0.70	<0.60	<0.60	<0.40	<0.40
Chloromethane	30	<0.090	<0.090	<1.0	<0.30	<0.24	<0.24	<0.30	<0.30	<0.30	<0.30
o-Xylene	2000	<0.35	<0.35	<0.50	<0.30	<0.40	<0.40	<0.60	<0.60	<0.50	<0.50
Toluene	800	<0.16	<0.16	<0.50	<0.40	<0.40	<0.40	<0.40	<0.40	<0.20	<0.20
Isopropyl benzene	No Standard	<0.22	<0.22	<0.50	<0.40	<0.40	<0.40	<0.60	<0.60	<0.20	<0.20

D- Quantified on sample dilution.

B- Parameter was detected in the method blank.

NA- Not Analyzed

BDL- Below the Detection Limit

** Sample was received with air bubbles in both sample bottles.

* Two compounds saturated. Sample was not diluted further.

Dilutions were performed using EPA SW846 method 8260.

P/NP- Present/Not Present

J- Result is less than the LOQ but greater than the LOD

¹ Duplicate

NS- Not Sampled

Indicates Detection

MW-13 (cont.)

PARAMETER	Enforcement Standard	2008		2009		2010		2011		2012	
		JUNE	NOV	JUNE	DEC	JUNE	DEC	JUNE	DEC	JUNE	DEC
Dichlorodifluoromethane (Freon 12)	1000	<0.40	<0.40	<1.0	<1.0	<0.30	Not sampled due to snow depth	<0.23	<0.23	<0.20	<0.20
Trichlorofluoromethane (Freon 11)	3490	<0.40	<0.40	<1.0	<1.0	<0.14		<0.30	<0.30	<0.13	J ^{0.13}
1,1-Dichloroethane	850	<0.40	<0.40	<1.0	<1.0	<0.080		<0.23	<0.23	<0.11	<0.11
trans-1,2-Dichloroethene	100	<0.50	<0.50	<1.0	<1.0	<0.11		<0.21	<0.21	<0.14	<0.14
Chloroform	6	<0.22	<0.22	<1.0	<1.0	<0.090		<0.34	<0.34	<0.10	<0.50
1,1,1-Trichloroethane	200	<0.60	<0.60	<1.0	<1.0	<0.090		<0.26	<0.26	<0.19	<0.19
Trichloroethene	5	0.9	0.86	J ^{0.65}	J ^{0.67}	<0.14		J ^{0.75}	J ^{0.54}	J ^{0.54}	J ^{0.45}
Tetrachloroethene	5	<0.40	<0.40	<1.0	<1.0	<0.15		<0.26	<0.26	<0.13	<0.13
Benzene	5	<0.16	<0.16	<1.0	<1.0	<0.080		<0.36	<0.36	<0.053	<0.053
1,1-Dichloroethene	7	<0.40	<0.40	<1.0	<1.0	<0.20		<0.47	<0.47	<0.19	<0.19
cis-1,2-Dichloroethene	70	<0.40	<0.40	<1.0	<1.0	<0.23		<0.37	<0.37	<0.085	<0.085
1,2-Dichloroethane	5	<0.30	<0.30	<1.0	<1.0	<0.080		<0.23	<0.23	<0.37	<0.37
1,1,2-Trichloroethane	5	<0.50	<0.50	<1.0	<1.0	<0.11		<0.38	<0.38	<0.015	<0.015
Vinyl Chloride	0.2	<0.15	<0.15	<0.40	<0.40	<0.11		<0.17	<0.17	<0.16	<0.16
Chloroethane	400	<0.40	<0.40	<1.0	<1.0	<0.32		<0.32	<0.32	<0.22	<0.22
Chloromethane	30	<0.30	<0.30	<4.0	<4.0	<0.36		<0.36	<0.36	<0.41	<0.41
o-Xylene	2000	<0.50	<0.50	<1.0	<1.0	<0.10		<0.46	<0.46	<0.077	<0.10
Toluene	800	<0.20	<0.20	<1.0	<1.0	<0.11	<0.39	<0.39	<0.076	<0.077	
Isopropyl benzene	No Standard	<0.20	<0.20	<1.0	<1.0	<0.10	<0.36	<0.36	<0.076	<0.076	

PARAMETER	Enforcement Standard	2013		2014		2015		2016		2017	
		JUNE	DEC	JUNE	DEC.	JUNE	DEC.	JUNE	DEC.	JUNE	DEC.
Dichlorodifluoromethane (Freon 12)	1000	<0.40	<0.40	<0.50	<0.50	<0.49	<0.49	<0.075	<0.23	<0.23	<0.22
Trichlorofluoromethane (Freon 11)	3490	<0.13	<0.13	<0.22	<0.22	<0.18	<0.18	J ^{0.094}	<0.33	<0.33	<0.18
1,1-Dichloroethane	850	<0.50	<0.50	<0.16	<0.16	<0.22	<0.22	<0.055	<0.17	<0.17	<0.24
trans-1,2-Dichloroethene	100	<0.24	<0.24	<0.23	<0.23	<0.21	<0.21	<0.15	<0.16	<0.16	<0.26
Chloroform	6	<0.27	<0.27	<0.16	<0.16	<0.27	<0.27	<0.21	<0.21	<0.21	<2.5
1,1,1-Trichloroethane	200	<0.50	<0.50	<0.26	<0.26	<0.20	<0.20	<0.057	<0.17	<0.17	<0.50
Trichloroethene	5	0.52	0.44	0.57	0.52	0.52	J ^{0.43}	0.46	0.48	0.46	J ^{0.50}
Tetrachloroethene	5	<0.29	<0.29	<0.16	<0.16	<0.19	<0.19	<0.13	<0.25	<0.25	<0.50
Benzene	5	<0.24	<0.24	<0.15	<0.15	<0.21	<0.21	<0.042	<0.16	<0.16	<0.50
1,1-Dichloroethene	7	<0.24	<0.24	<0.20	<0.20	<0.22	<0.22	<0.069	<0.28	<0.28	<0.41
cis-1,2-Dichloroethene	70	<0.23	<0.23	<0.13	<0.13	<0.25	<0.25	<0.12	<0.12	<0.12	<0.26
1,2-Dichloroethane	5	<0.22	<0.22	<0.13	<0.13	<0.17	<0.17	J ^{0.080}	<0.17	<0.17	<0.17
1,1,2-Trichloroethane	5	<0.16	<0.16	<0.13	<0.13	<0.24	<0.24	<0.064	<0.15	<0.15	<0.20
Vinyl Chloride	0.2	<0.14	<0.14	<0.20	<0.20	<0.15	<0.15	<0.084	<0.069	<0.069	<0.18
Chloroethane	400	<0.50	<0.50	<0.24	<0.24	<0.34	<0.34	<0.12	<0.34	<0.34	<0.37
Chloromethane	30	<2.0	<2.0	<0.34	<0.34	<0.64	<0.64	J ^{0.91}	<0.25	<0.25	<0.50
o-Xylene	2000	<0.24	<0.24	<0.094	<0.094	<0.19	<0.19	<0.044	<0.20	<0.20	<0.50
Toluene	800	<0.23	<0.23	<0.11	<0.11	<0.13	<0.13	<0.059	<0.14	<0.14	<0.50
Isopropyl benzene	No Standard	<0.50	<0.50	<0.50	<0.50	<0.17	<0.17	<0.064	<0.25	<0.25	<0.14

D- Quantified on sample dilution.

B- Parameter was detected in the method blank.

NA- Not Analyzed

BDL- Below the Detection Limit

** Sample was received with air bubbles in both sample bottles.

* Two compounds saturated. Sample was not diluted further.

Dilutions were performed using EPA SW846 method 8260.

P/NP- Present/Not Present

J- Result is less than the LOQ but greater than the LOD

¹ Duplicate

NS- Not Sampled

Indicates Detection

MW-13 (cont.)

PARAMETER	Enforcement Standard	2018	
		JUNE	DEC.
Dichlorodifluoromethane (Freon 12)	1000	<0.23	<0.23
Trichlorofluoromethane (Freon 11)	3490	<0.23	<0.23
1,1-Dichloroethane	850	<0.17	<0.17
trans-1,2-Dichloroethene	100	<0.12	<0.24
Chloroform	6	<0.45	<0.45
1,1,1-Trichloroethane	200	<0.14	<0.18
Trichloroethene	5	0.65	J ^{0.45}
Tetrachloroethene	5	<0.17	<0.17
Benzene	5	<0.10	<0.10
1,1-Dichloroethene	7	<0.16	<0.16
cis-1,2-Dichloroethene	70	<0.15	<0.15
1,2-Dichloroethane	5	<0.22	<0.22
1,1,2-Trichloroethane	5	<0.18	<0.18
Vinyl Chloride	0.2	<0.092	<0.092
Chloroethane	400	<0.49	<0.49
Chloromethane	30	<0.16	<0.16
o-Xylene	2000	<0.16	<0.16
Toluene	800	<0.083	<0.083
Isopropyl benzene	No Standard	<0.18	<0.18

D- Quantified on sample dilution.

B- Parameter was detected in the method blank.

NA- Not Analyzed

BDL- Below the Detection Limit

** Sample was received with air bubbles in both sample bottles.

* Two compounds saturated. Sample was not diluted further.

Dilutions were performed using EPA SW846 method 8260.

P/NP- Present/Not Present

J- Result is less than the LOQ but greater than the LOD

¹ Duplicate

NS- Not Sampled

 Indicates Detection

MW-14

PARAMETER	Enforcement Standard	1992			1993				
		AUG.	SEPT.	DEC.	FEB.	MARCH	JUNE	SEPT.	DEC.
Dichlorodifluoromethane (Freon 12)	1000	<5.0	<5.0	<5.0	<5.0	<5.0	<5.0	<5.0	<5.0
Trichlorofluoromethane (Freon 11)	3490	<1.0	<1.0	<1.0	<1.0	<1.0	<1.0	<1.0	<1.0
1,1-Dichloroethane	850	<0.50	<0.50	<0.50	<0.50	<0.50	<0.50	<0.50	<0.50
trans-1,2-Dichloroethene	100	<0.60	<0.60	<0.60	<0.60	<0.60	<0.60	<0.60	<0.60
Chloroform	6	<0.20	<0.20	<0.20	<0.20	<0.20	<0.20	<0.20	<0.20
1,1,1-Trichloroethane	200	<0.20	<0.20	<0.20	<0.20	<0.20	<0.20	<0.20	<0.20
Trichloroethene	5	<0.40	<0.40	<0.40	<0.40	<0.40	<0.40	<0.40	<0.40
Tetrachloroethene	5	<0.40	<0.40	<0.40	<0.40	<0.40	<0.40	<0.40	<0.40
Benzene	5	<0.30	<0.30	<0.30	<0.30	<0.30	<0.30	<0.30	<0.30
1,1-Dichloroethene	7	<0.20	<0.20	<0.20	<0.20	<0.20	<0.20	<0.20	<0.20
cis-1,2-Dichloroethene	70	<0.20	<0.20	<0.20	<0.20	<0.20	<0.20	<0.20	<0.20
1,2-Dichloroethane	5	<0.30	<0.30	<0.30	<0.30	<0.30	<0.30	0.32	<0.30
1,1,2-Trichloroethane	5	<0.30	<0.30	<0.30	<0.30	<0.30	<0.30	<0.30	<0.30
Vinyl Chloride	0.2	<1.0	<1.0	<1.0	<1.0	<1.0	<1.0	<1.0	<1.0
Chloroethane	400	<1.0	<1.0	<1.0	<1.0	<1.0	<1.0	<1.0	<1.0
Chloromethane	30	<2.0	<2.0	<2.0	<2.0	<2.0	<2.0	<2.0	<2.0

PARAMETER	Enforcement Standard	1994			1995			1996		
		JUNE	SEPT.	DEC.	MARCH	JUNE	SEPT.	DEC.	JUNE	DEC.
Dichlorodifluoromethane (Freon 12)	1000	<5.0	<5.0	<5.0	<5.0	<5.0	<5.0	<2.0	<2.0	<2.0
Trichlorofluoromethane (Freon 11)	3490	<1.0	<1.0	<1.0	<1.0	<1.0	<1.0	<1.0	<1.0	<1.0
1,1-Dichloroethane	850	<0.50	<0.50	<0.50	<0.50	<0.50	<0.50	<0.30	<0.30	<0.30
trans-1,2-Dichloroethene	100	<0.60	<0.60	<0.60	<0.60	<0.60	<0.60	<0.30	<0.30	<0.30
Chloroform	6	<0.20	<0.20	<0.20	<0.20	<0.20	<0.20	<0.30	<0.30	<0.30
1,1,1-Trichloroethane	200	<0.20	<0.20	<0.20	<0.20	<0.70	<0.20	<0.20	<0.25	<0.25
Trichloroethene	5	<0.40	<0.40	<0.40	<0.40	<0.40	<0.40	<0.30	<0.30	<0.30
Tetrachloroethene	5	<0.40	<0.40	<0.40	<0.40	<0.40	<0.40	<0.40	<0.40	<0.40
Benzene	5	<0.30	<0.30	<0.30	<0.30	<0.30	<0.30	<0.30	<0.30	<0.30
1,1-Dichloroethene	7	<0.20	<0.20	<0.20	<0.20	B ^{4,5}	<0.20	<0.20	<0.20	<0.20
cis-1,2-Dichloroethene	70	<0.20	<0.20	<0.20	<0.20	<0.20	<0.20	<0.30	<0.30	<0.30
1,2-Dichloroethane	5	<0.30	<0.30	<0.30	<0.30	<0.30	<0.30	<0.50	<0.50	<0.50
1,1,2-Trichloroethane	5	<0.30	<0.30	<0.30	<0.30	<0.30	<0.30	<0.30	<0.30	<0.30
Vinyl Chloride	0.2	<1.0	<1.0	<1.0	<1.0	<1.0	<1.0	<1.0	<1.0	<1.0
Chloroethane	400	<1.0	<1.0	<1.0	<1.0	<1.0	<1.0	<1.0	<1.0	<1.0
Chloromethane	30	<2.0	<2.0	<2.0	<2.0	<2.0	<2.0	BJ ^{0,27}	<2.0	<2.0

D- Quantified on sample dilution.

B- Parameter was detected in the method blank.

NA- Not Analyzed

BDL- Below the Detection Limit

** Sample was received with air bubbles in both sample bottles.

* Two compounds saturated. Sample was not diluted further.

Dilutions were performed using EPA SW846 method 8260.

P/NP- Present/Not Present

J- Result is less than the LOQ but greater than the LOD

¹ Duplicate

NS- Not Sampled

Indicates Detection

MW-14 (cont.)

PARAMETER	Enforcement Standard	1997		1998		1999		2000		2001	
		JUNE	NOV.	JUNE	DEC.	JUNE	DEC.	JUNE	DEC.	JUNE	DEC.
Dichlorodifluoromethane (Freon 12)	1000	<2.0	<2.0	<2.0	<2.0	<2.0	<2.0	<0.14	<0.14	<0.14	<0.14
Trichlorofluoromethane (Freon 11)	3490	<1.0	<1.0	<1.0	<1.0	<1.0	<1.0	<0.51	<0.51	<0.51	<0.51
1,1-Dichloroethane	850	<0.30	<0.30	<0.30	<0.30	<0.30	<0.30	<0.26	<0.26	<0.26	<0.26
trans-1,2-Dichloroethene	100	<0.30	<0.30	<0.30	<0.30	<0.30	<0.30	<0.11	<0.11	<0.11	<0.11
Chloroform	6	<0.30	<0.30	<0.30	<0.30	<0.30	<0.30	<0.18	<0.18	<0.18	<0.18
1,1,1-Trichloroethane	200	<0.25	<0.25	<0.25	<0.25	<0.25	<0.25	<0.19	<0.19	<0.19	<0.19
Trichloroethene	5	<0.30	<0.30	<0.30	<0.30	<0.30	<0.30	<0.14	<0.14	<0.14	<0.14
Tetrachloroethene	5	<0.40	<0.40	<0.40	<0.40	<0.40	<0.40	<0.13	<0.13	<0.13	<0.13
Benzene	5	<0.30	<0.30	<0.30	<0.30	<0.30	<0.30	<0.15	<0.15	<0.15	<0.15
1,1-Dichloroethene	7	<0.20	<0.20	<0.20	<0.20	<0.20	<0.20	<0.10	<0.10	<0.10	<0.10
cis-1,2-Dichloroethene	70	<0.30	<0.30	<0.30	<0.30	<0.30	<0.30	<0.12	<0.12	<0.12	<0.12
1,2-Dichloroethane	5	<0.50	<0.50	<0.50	<0.50	<0.50	<0.50	<0.27	<0.27	<0.27	<0.27
1,1,1,2-Trichloroethane	5	<0.30	<0.30	<0.30	<0.30	<0.30	<0.30	<0.18	<0.18	<0.18	<0.18
Vinyl Chloride	0.2	<1.0	<1.0	<1.0	<1.0	<1.0	<1.0	<0.11	<0.11	<0.11	<0.11
Chloroethane	400	<1.0	<1.0	<1.0	<1.0	<1.0	<1.0	<0.24	<0.24	<0.24	<0.24
Chloromethane	30	<2.0	<2.0	<2.0	<2.0	<2.0	<2.0	<0.090	<0.090	<0.090	<0.090

PARAMETER	Enforcement Standard	2002		2003		2004		2005		2006	2007
		JUNE	JAN.'03	JULY	JAN. '04	JULY	DEC	MAY	DEC	JUNE	MAY
Dichlorodifluoromethane (Freon 12)	1000	<0.14	<0.14	<0.14	<0.14	<2.0	<0.40	<0.60	<0.60	<0.29	<0.40
Trichlorofluoromethane (Freon 11)	3490	<0.51	<0.51	<0.51	<0.51	<1.0	<0.50	<0.50	<0.50	<0.70	<0.40
1,1-Dichloroethane	850	<0.26	<0.26	<0.26	<0.26	<0.50	<0.50	<0.50	<0.50	<0.40	<0.40
trans-1,2-Dichloroethene	100	<0.11	<0.11	<0.11	<0.11	<0.50	<0.50	<0.60	<0.60	<0.40	<0.50
Chloroform	6	<0.18	<0.18	<0.18	<0.18	<0.50	<0.25	<0.50	<0.50	<0.50	<0.22
1,1,1-Trichloroethane	200	<0.19	<0.19	<0.19	<0.19	<0.50	<0.50	<0.60	<0.60	<0.50	<0.60
Trichloroethene	5	<0.14	<0.14	<0.14	<0.14	<0.50	<0.15	<0.15	<0.15	<0.15	<0.15
Tetrachloroethene	5	<0.13	<0.13	<0.13	<0.13	<0.50	<0.40	<0.40	<0.40	<0.29	<0.40
Benzene	5	<0.15	<0.15	<0.15	<0.15	<0.50	<0.40	<0.40	<0.40	<0.40	<0.16
1,1-Dichloroethene	7	<0.10	<0.10	<0.10	<0.10	<0.50	<0.30	<0.50	<0.50	<0.30	<0.40
cis-1,2-Dichloroethene	70	<0.12	<0.12	<0.12	<0.12	<0.50	<0.25	<0.60	<0.60	<0.40	<0.40
1,2-Dichloroethane	5	<0.27	<0.27	<0.27	<0.27	<0.50	<0.40	<0.50	<0.50	<0.50	<0.30
1,1,1,2-Trichloroethane	5	<0.18	<0.18	<0.18	<0.18	<0.50	<0.40	<0.40	<0.40	<0.50	<0.50
Vinyl Chloride	0.2	<0.11	<0.11	<0.11	<0.11	<0.50	<0.12	<0.12	<0.12	<0.15	<0.15
Chloroethane	400	<0.24	<0.24	<0.24	<0.24	<1.0	<0.50	<0.70	<0.70	<0.60	<0.40
Chloromethane	30	<0.090	<0.090	<0.090	<0.090	<1.0	<0.30	<0.24	<0.24	<0.30	<0.30

D- Quantified on sample dilution.

B- Parameter was detected in the method blank.

NA- Not Analyzed

BDL- Below the Detection Limit

** Sample was received with air bubbles in both sample bottles.

* Two compounds saturated. Sample was not diluted further.

Dilutions were performed using EPA SW846 method 8260.

P/NP- Present/Not Present

J- Result is less than the LOQ but greater than the LOD

¹ Duplicate

NS- Not Sampled

Indicates Detection

MW-14 (cont.)

PARAMETER	Enforcement Standard	2008	2009	2010	2011	2012	2013	2014	2015	2016	2017
		MAY	JUNE	JUNE	JUNE	JUNE	JUNE	JUNE	JUNE	JUNE	JUNE
Dichlorodifluoromethane (Freon 12)	1000	<0.40	<1.0	Not enough water to collect sample.	<0.23	<0.20	<0.40	<0.50	<0.49	<0.49	<0.23
Trichlorofluoromethane (Freon 11)	3490	<0.40	<1.0		<0.30	<0.13	<0.13	<0.22	<0.18	<0.18	<0.33
1,1-Dichloroethane	850	<0.40	<1.0		<0.23	<0.11	<0.50	<0.16	<0.22	<0.22	<0.17
trans-1,2-Dichloroethene	100	<0.50	<1.0		<0.21	<0.14	<0.24	<0.23	<0.21	<0.21	<0.16
Chloroform	6	<0.22	<1.0		<0.34	<0.10	<0.27	<0.16	<0.27	<0.27	<0.21
1,1,1-Trichloroethane	200	<0.60	<1.0		<0.26	<0.19	<0.50	<0.26	<0.20	<0.20	<0.17
Trichloroethene	5	<0.15	<1.0		<0.20	<0.070	<0.12	<0.091	<0.14	<0.14	<0.052
Tetrachloroethene	5	<0.40	<1.0		<0.26	<0.13	<0.29	<0.16	<0.19	<0.19	<0.25
Benzene	5	<0.16	<1.0		<0.36	<0.053	<0.24	<0.15	<0.21	<0.21	<0.16
1,1-Dichloroethene	7	<0.40	<1.0		<0.47	<0.19	<0.24	<0.20	<0.22	<0.22	<0.28
cis-1,2-Dichloroethene	70	<0.40	<1.0		<0.37	<0.085	<0.23	<0.13	<0.25	<0.25	<0.12
1,2-Dichloroethane	5	<0.30	<1.0		<0.23	<0.37	<0.22	<0.13	<0.17	<0.17	<0.17
1,1,2-Trichloroethane	5	<0.50	<1.0		<0.38	<0.015	<0.16	<0.13	<0.24	<0.24	<0.15
Vinyl Chloride	0.2	<0.15	<0.40		<0.17	<0.16	<0.14	<0.20	<0.15	<0.15	<0.069
Chloroethane	400	<0.40	<1.0		<0.32	<0.22	<0.50	<0.24	<0.34	<0.34	<0.34
Chloromethane	30	<0.30	<4.0		<0.36	<0.41	<2.0	<0.34	<0.64	<0.64	<0.25

PARAMETER	Enforcement Standard	2018
		JUNE
Dichlorodifluoromethane (Freon 12)	1000	<0.23
Trichlorofluoromethane (Freon 11)	3490	<0.23
1,1-Dichloroethane	850	<0.17
trans-1,2-Dichloroethene	100	<0.12
Chloroform	6	<0.45
1,1,1-Trichloroethane	200	<0.14
Trichloroethene	5	<0.15
Tetrachloroethene	5	<0.17
Benzene	5	<0.10
1,1-Dichloroethene	7	<0.16
cis-1,2-Dichloroethene	70	<0.15
1,2-Dichloroethane	5	<0.22
1,1,2-Trichloroethane	5	<0.18
Vinyl Chloride	0.2	<0.092
Chloroethane	400	<0.49
Chloromethane	30	<0.16

D- Quantified on sample dilution.

B- Parameter was detected in the method blank.

NA- Not Analyzed

BDL- Below the Detection Limit

** Sample was received with air bubbles in both sample bottles.

* Two compounds saturated. Sample was not diluted further.

Dilutions were performed using EPA SW846 method 8260.

P/NP- Present/Not Present

J- Result is less than the LOQ but greater than the LOD

¹ Duplicate

NS- Not Sampled

 Indicates Detection

MW-15

PARAMETER	Enforcement Standard	1993		1994				1995			
		SEPT.	DEC.	MARCH	JUNE	SEPT.	DEC.	MARCH	JUNE	SEPT.	DEC.
Dichlorodifluoromethane (Freon 12)	1000	<5.0	<5.0	<5.0	<5.0	<5.0	<5.0	<5.0	<5.0	<5.0	<2.0
Trichlorofluoromethane (Freon 11)	3490	<1.0	<1.0	<1.0	<1.0	<1.0	<1.0	<1.0	<1.0	<1.0	<1.0
1,1-Dichloroethane	850	<0.50	<0.50	<0.50	<0.50	<0.50	<0.50	<0.50	<0.50	<0.50	<0.30
trans-1,2-Dichloroethene	100	<0.60	<0.60	<0.60	<0.60	<0.60	<0.60	<0.60	<0.60	<0.60	<0.30
Chloroform	6	<0.20	<0.20	<0.20	<0.20	<0.20	<0.20	<0.20	<0.20	<0.20	<0.30
1,1,1-Trichloroethane	200	<0.20	<0.20	<0.20	<0.20	<0.20	<0.20	<0.20	<0.70	<0.20	<0.20
Trichloroethene	5	<0.40	<0.40	<0.40	<0.40	<0.40	<0.40	<0.40	<0.40	<0.40	<0.30
Tetrachloroethene	5	<0.40	<0.40	<0.40	<0.40	<0.40	<0.40	<0.40	<0.40	<0.40	0.83
Benzene	5	<0.30	<0.30	<0.30	<0.30	<0.30	<0.30	<0.30	<0.30	<0.30	<0.30
1,1-Dichloroethene	7	<0.20	<0.20	<0.20	<0.20	<0.20	<0.20	<0.20	B ⁹⁵	<0.20	<0.20
cis-1,2-Dichloroethene	70	<0.20	<0.20	<0.20	<0.20	<0.20	<0.20	<0.20	<0.20	<0.20	<0.30
1,2-Dichloroethane	5	<0.30	<0.30	<0.30	<0.30	<0.30	<0.30	<0.30	<0.30	<0.30	<0.50
1,1,2-Trichloroethane	5	<0.30	<0.30	<0.30	<0.30	<0.30	<0.30	<0.30	<0.30	<0.30	<0.30
Vinyl Chloride	0.2	<1.0	<1.0	<1.0	<1.0	<1.0	<1.0	<1.0	<1.0	<1.0	<1.0
Chloroethane	400	<1.0	<1.0	<1.0	<1.0	<1.0	<1.0	<1.0	<1.0	<1.0	<1.0
Chloromethane	30	<2.0	<2.0	<2.0	<2.0	<2.0	<2.0	<2.0	<2.0	<2.0	<2.0

PARAMETER	Enforcement Standard	1996				1997		1998		1999	
		MARCH	JUNE	SEPT.	DEC.	JUNE	NOV.	JUNE	DEC.	JUNE	DEC.
Dichlorodifluoromethane (Freon 12)	1000	<2.0	<2.0	<2.0	<2.0	<2.0	<2.0	<2.0	<2.0	<2.0	<2.0
Trichlorofluoromethane (Freon 11)	3490	<1.0	<1.0	<1.0	<1.0	<1.0	<1.0	<1.0	<1.0	<1.0	<1.0
1,1-Dichloroethane	850	<0.30	<0.30	<0.30	<0.30	<0.30	<0.30	<0.30	<0.30	<0.30	<0.30
trans-1,2-Dichloroethene	100	<0.30	<0.30	<0.30	<0.30	<0.30	<0.30	<0.30	<0.30	<0.30	<0.30
Chloroform	6	<0.30	<0.30	<0.30	<0.30	<0.30	<0.30	<0.30	<0.30	<0.30	<0.30
1,1,1-Trichloroethane	200	<0.25	<0.25	<0.25	<0.25	<0.25	<0.25	<0.25	<0.25	<0.25	<0.25
Trichloroethene	5	<0.30	<0.30	<0.30	<0.30	<0.30	<0.30	<0.30	<0.30	<0.30	<0.30
Tetrachloroethene	5	<0.40	<0.40	<0.40	<0.40	<0.40	<0.40	<0.40	<0.40	<0.40	<0.40
Benzene	5	<0.30	<0.30	<0.30	<0.30	<0.30	<0.30	<0.30	<0.30	<0.30	<0.30
1,1-Dichloroethene	7	<0.20	<0.20	<0.20	<0.20	<0.20	<0.20	<0.20	<0.20	<0.20	<0.20
cis-1,2-Dichloroethene	70	<0.30	<0.30	<0.30	<0.30	<0.30	<0.30	<0.30	<0.30	<0.30	<0.30
1,2-Dichloroethane	5	<0.50	<0.50	<0.50	<0.50	<0.50	<0.50	<0.50	<0.50	<0.50	<0.50
1,1,2-Trichloroethane	5	<0.30	<0.30	<0.30	<0.30	<0.30	<0.30	<0.30	<0.30	<0.30	<0.30
Vinyl Chloride	0.2	<1.0	<1.0	<1.0	<1.0	<1.0	<1.0	<1.0	<1.0	<1.0	<1.0
Chloroethane	400	<1.0	<1.0	<1.0	<1.0	<1.0	<1.0	<1.0	<1.0	<1.0	<1.0
Chloromethane	30	<2.0	<2.0	<2.0	<2.0	<2.0	<2.0	<2.0	<2.0	J ^{0.30}	<2.0

D- Quantified on sample dilution.

B- Parameter was detected in the method blank.

NA- Not Analyzed

BDL- Below the Detection Limit

** Sample was received with air bubbles in both sample bottles.

* Two compounds saturated. Sample was not diluted further.

Dilutions were performed using EPA SW846 method 8260.

P/NP- Present/Not Present

J- Result is less than the LOQ but greater than the LOD

¹ Duplicate

NS- Not Sampled

Indicates Detection

MW-15 (cont.)

PARAMETER	Enforcement Standard	2000		2001		2002		2003		2004	
		JUNE	DEC.	JUNE	DEC.	JUNE	JAN.'03	JULY	JAN. '04	JULY	DEC.
Dichlorodifluoromethane (Freon 12)	1000	<0.14	<0.14	<0.14	<0.14	<0.14	<0.14	<0.14	<0.14	<2.0	<0.40
Trichlorofluoromethane (Freon 11)	3490	<0.51	<0.51	<0.51	<0.51	<0.51	<0.51	<0.51	<0.51	<1.0	<0.50
1,1-Dichloroethane	850	<0.26	<0.26	<0.26	<0.26	<0.26	<0.26	<0.26	<0.26	<0.50	<0.50
trans-1,2-Dichloroethene	100	<0.11	<0.11	<0.11	<0.11	<0.11	<0.11	<0.11	<0.11	<0.50	<0.50
Chloroform	6	<0.18	<0.18	<0.18	<0.18	<0.18	<0.18	<0.18	<0.18	<0.50	<0.25
1,1,1-Trichloroethane	200	<0.19	<0.19	<0.19	<0.19	<0.19	<0.19	<0.19	<0.19	<0.50	<0.50
Trichloroethene	5	<0.14	J ^{0.28}	<0.14	<0.14	<0.14	<0.14	<0.14	<0.14	<0.50	<0.15
Tetrachloroethene	5	<0.13	<0.13	<0.13	<0.13	<0.13	<0.13	<0.13	<0.13	<0.50	<0.40
Benzene	5	<0.15	<0.15	<0.15	<0.15	<0.15	<0.15	<0.15	<0.15	<0.50	<0.40
1,1-Dichloroethene	7	<0.10	<0.10	<0.10	<0.10	<0.10	<0.10	<0.10	<0.10	<0.50	<0.30
cis-1,2-Dichloroethene	70	<0.12	<0.12	<0.12	<0.12	<0.12	<0.12	<0.12	<0.12	<0.50	<0.25
1,2-Dichloroethane	5	<0.27	<0.27	<0.27	<0.27	<0.27	<0.27	<0.27	<0.27	<0.50	<0.40
1,1,2-Trichloroethane	5	<0.18	<0.18	<0.18	<0.18	<0.18	<0.18	<0.18	<0.18	<0.50	<0.40
Vinyl Chloride	0.2	<0.11	<0.11	<0.11	<0.11	<0.11	<0.11	<0.11	<0.11	<0.50	<0.12
Chloroethane	400	<0.24	<0.24	<0.24	<0.24	<0.24	<0.24	<0.24	<0.24	<1.0	<0.50
Chloromethane	30	<0.090	<0.090	<0.090	<0.090	<0.090	<0.090	<0.090	<0.090	<1.0	<0.30
n-Propyl benzene	No Standard	<0.16	<0.16	0.41	<0.16	<0.16	<0.16	<0.16	<0.16	<0.50	<0.30

PARAMETER	Enforcement Standard	2005		2006	2007	2008	2009	2010	2011	2012	2013
		May	DEC.	JUNE	JUNE	JUNE	JUNE	JUNE	JUNE	JUNE	JUNE
Dichlorodifluoromethane (Freon 12)	1000	<0.60	<0.60	<0.29	<0.40	<0.40	<1.0	<0.30	<0.23	<0.20	<0.20
Trichlorofluoromethane (Freon 11)	3490	<0.50	<0.50	<0.70	<0.40	<0.40	<1.0	<0.14	<0.30	<0.13	<0.13
1,1-Dichloroethane	850	<0.50	<0.50	<0.40	<0.40	<0.40	<1.0	<0.080	<0.23	<0.11	<0.50
trans-1,2-Dichloroethene	100	<0.60	<0.60	<0.40	<0.50	<0.50	<1.0	<0.11	<0.21	<0.14	<0.24
Chloroform	6	<0.50	<0.50	<0.50	<0.22	<0.22	<1.0	<0.090	<0.34	<0.10	<0.27
1,1,1-Trichloroethane	200	<0.60	<0.60	<0.50	<0.60	<0.60	<1.0	<0.090	<0.26	<0.19	<0.50
Trichloroethene	5	<0.15	<0.15	<0.15	<0.15	<0.15	<1.0	<0.14	<0.20	<0.070	<0.12
Tetrachloroethene	5	<0.40	<0.40	<0.29	<0.40	<0.40	<1.0	<0.15	<0.26	<0.13	<0.29
Benzene	5	<0.40	<0.40	<0.40	<0.16	<0.16	<1.0	<0.080	<0.36	<0.053	<0.24
1,1-Dichloroethene	7	<0.50	<0.50	<0.30	<0.40	<0.40	<1.0	<0.20	<0.47	<0.19	<0.24
cis-1,2-Dichloroethene	70	<0.60	<0.60	<0.40	<0.40	<0.40	<1.0	<0.23	<0.37	<0.085	<0.23
1,2-Dichloroethane	5	<0.50	<0.50	<0.50	<0.30	<0.30	<1.0	<0.080	<0.23	<0.37	<0.22
1,1,2-Trichloroethane	5	<0.40	<0.40	<0.50	<0.50	<0.50	<1.0	<0.11	<0.38	<0.015	<0.16
Vinyl Chloride	0.2	<0.12	<0.12	<0.15	<0.15	<0.15	<0.40	<0.11	<0.17	<0.16	<0.14
Chloroethane	400	<0.70	<0.70	<0.60	<0.40	<0.40	<1.0	<0.32	<0.32	<0.22	<0.50
Chloromethane	30	<0.24	<0.24	<0.30	<0.30	<0.30	<4.0	<0.36	<0.36	<0.41	<2.0
n-Propyl benzene	No Standard	<0.40	<0.40	<0.40	<0.20	<0.20	<1.0	<0.10	<0.42	<0.078	<0.50

D- Quantified on sample dilution.

B- Parameter was detected in the method blank.

NA- Not Analyzed

BDL- Below the Detection Limit

** Sample was received with air bubbles in both sample bottles.

* Two compounds saturated. Sample was not diluted further.

Dilutions were performed using EPA SW846 method 8260.

P/NP- Present/Not Present

J- Result is less than the LOQ but greater than the LOD

¹ Duplicate

NS- Not Sampled

Indicates Detection

MW-15 (cont.)

PARAMETER	Enforcement Standard	2014	2015	2016	2017	2018
		JUNE	JUNE	JUNE	JUNE	JUNE
Dichlorodifluoromethane (Freon 12)	1000	<0.50	<0.49	<0.075	<0.23	<0.23
Trichlorofluoromethane (Freon 11)	3490	<0.22	<0.18	<0.055	<0.33	<0.23
1,1-Dichloroethane	850	<0.16	<0.22	<0.055	<0.17	<0.17
trans-1,2-Dichloroethene	100	<0.23	<0.21	<0.15	<0.16	<0.12
Chloroform	6	<0.16	<0.27	<0.21	<0.21	<0.45
1,1,1-Trichloroethane	200	<0.26	<0.20	<0.057	<0.17	<0.14
Trichloroethene	5	<0.091	<0.14	<0.051	<0.052	<0.15
Tetrachloroethene	5	<0.16	<0.19	<0.13	<0.25	<0.17
Benzene	5	<0.15	<0.21	<0.042	<0.16	<0.10
1,1-Dichloroethene	7	<0.20	<0.22	<0.069	<0.28	<0.16
cis-1,2-Dichloroethene	70	<0.13	<0.25	<0.12	<0.12	<0.15
1,2-Dichloroethane	5	<0.13	<0.17	J ^{0.090}	<0.17	<0.22
1,1,2-Trichloroethane	5	<0.13	<0.24	<0.064	<0.15	<0.18
Vinyl Chloride	0.2	<0.20	<0.15	<0.084	<0.069	<0.092
Chloroethane	400	<0.24	<0.34	<0.12	<0.34	<0.49
Chloromethane	30	<0.34	<0.64	<0.080	<0.25	<0.16
n-Propyl benzene	No Standard	<0.50	<0.21	<0.049	<0.23	<0.10

D- Quantified on sample dilution.

B- Parameter was detected in the method blank.

NA- Not Analyzed

BDL- Below the Detection Limit

** Sample was received with air bubbles in both sample bottles.

* Two compounds saturated. Sample was not diluted further.

Dilutions were performed using EPA SW846 method 8260.

P/NP- Present/Not Present

J- Result is less than the LOQ but greater than the LOD

¹ Duplicate

NS- Not Sampled

Indicates Detection

MW-16

PARAMETER	Enforcement Standard	1996		1997		1998		1999		2000	
		OCT.	DEC.	JUNE	NOV.	JUNE	DEC.	JUNE	DEC.	JUNE	DEC.
Dichlorodifluoromethane (Freon 12)	1000	<2.0	<2.0	<2.0	<2.0	<2.0	<2.0	<2.0	J ^{0.19}	<0.14	Not enough water to collect sample.
Trichlorofluoromethane (Freon 11)	3490	<1.0	<1.0	<1.0	<1.0	<1.0	<1.0	<1.0	<1.0	<0.51	
1,1-Dichloroethane	850	1.4	3.6	1.5	1.2	0.90	0.32	<0.30	<0.30	<0.26	
trans-1,2-Dichloroethene	100	<0.30	J ^{0.24}	<0.30	<0.30	<0.30	<0.30	<0.30	<0.30	<0.11	
Chloroform	6	<0.30	0.79	<0.30	<0.30	<0.30	<0.30	<0.30	<0.30	<0.18	
1,1,1-Trichloroethane	200	65	D ⁶⁶	110	62	25	21	14	12	3.5	
Trichloroethene	5	52	D ⁶⁶	140	98	48	E ³⁷	33	26	14	
Tetrachloroethene	5	2.4	2.9	3.5	2.6	1.2	1.0	0.48	0.81	0.42	
Benzene	5	<0.30	<0.30	<0.30	<0.30	<0.30	<0.30	<0.30	<0.30	<0.15	
1,1-Dichloroethene	7	7.4	7.1	5.5	3.9	2.4	1.2	0.85	0.47	0.22	
cis-1,2-Dichloroethene	70	4.1	2.7	5.4	4.6	2.6	1.3	1.0	0.45	0.51	
1,2-Dichloroethane	5	0.78	1.2	<0.50	0.56	<0.50	<0.50	<0.50	<0.50	<0.27	
1,1,2-Trichloroethane	5	<0.30	<0.30	<0.30	<0.30	<0.30	<0.30	<0.30	<0.30	<0.18	
Vinyl Chloride	0.2	<1.0	<1.0	<1.0	<1.0	<1.0	<1.0	<1.0	<1.0	<0.11	
Chloroethane	400	<1.0	<1.0	<1.0	<1.0	<1.0	<1.0	<1.0	<1.0	<0.24	
Chloromethane	30	<2.0	<2.0	<2.0	<2.0	<2.0	<2.0	<2.0	<2.0	J ^{0.17}	
1,2,4-Trimethylbenzene	-	<0.50	J ^{0.27}	<0.50	<0.50	<0.50	<0.50	<0.50	<0.50	<0.26	
o-Xylene	2000	<0.40	1.3	<0.40	<0.40	<0.40	<0.40	<0.40	<0.40	<0.35	

PARAMETER	Enforcement Standard	2001		2002		2003		2004		
		JUNE	DEC.	JUNE	JAN.'03	JULY	JAN. '04	JUNE	SEPT.	DEC.
Dichlorodifluoromethane (Freon 12)	1000	<0.14	<0.14	<0.14	<0.14	<0.14	<0.14	<2.0	<0.40	<0.40
Trichlorofluoromethane (Freon 11)	3490	<0.51	<0.51	<0.51	<0.51	<0.51	<0.51	<1.0	<0.50	<0.50
1,1-Dichloroethane	850	<0.26	<0.26	<0.26	<0.26	<0.26	<0.26	<0.50	<0.50	<0.50
trans-1,2-Dichloroethene	100	<0.11	<0.11	<0.11	<0.11	<0.11	<0.11	<0.50	<0.50	<0.50
Chloroform	6	<0.18	<0.18	<0.18	<0.18	<0.18	<0.18	<0.50	<0.25	<0.25
1,1,1-Trichloroethane	200	4.2	3.1	1.9	1.2	1.9	1.4	1.7	J ^{1.5}	J ^{1.3}
Trichloroethene	5	18	15	8.7	6.9	6.6	5.3	5.4	5.4	5.1
Tetrachloroethene	5	0.49	<0.13	<0.13	<0.13	J ^{0.36}	J ^{0.22}	J ^{0.36}	<0.40	<0.40
Benzene	5	<0.15	<0.15	<0.15	<0.15	<0.15	<0.15	<0.50	<0.40	<0.40
1,1-Dichloroethene	7	J ^{0.25}	<0.10	0.22	0.31	<0.10	<0.10	<0.50	<0.30	<0.30
cis-1,2-Dichloroethene	70	0.41	0.37	0.36	0.34	J ^{0.12}	<0.12	<0.50	<0.25	<0.25
1,2-Dichloroethane	5	<0.27	<0.27	J ^{0.28}	<0.27	<0.27	<0.27	<0.50	<0.40	<0.40
1,1,2-Trichloroethane	5	<0.18	<0.18	<0.18	<0.18	<0.18	<0.18	<0.50	<0.40	<0.40
Vinyl Chloride	0.2	<0.11	<0.11	<0.11	<0.11	<0.11	<0.11	<0.50	<0.12	<0.12
Chloroethane	400	<0.24	<0.24	<0.24	<0.24	<0.24	<0.24	<1.0	<0.50	<0.50
Chloromethane	30	<0.090	<0.090	<0.090	<0.090	<0.090	<0.090	<1.0	<0.30	<0.30
1,2,4-Trimethylbenzene	-	<0.26	<0.26	<0.26	<0.26	<0.26	<0.26	<0.50	<0.40	<0.40
o-Xylene	2000	<0.35	<0.35	<0.35	<0.35	<0.35	<0.35	<0.50	<0.40	<0.30

D- Quantified on sample dilution.

B- Parameter was detected in the method blank.

NA- Not Analyzed

BDL- Below the Detection Limit

** Sample was received with air bubbles in both sample bottles.

* Two compounds saturated. Sample was not diluted further.

Dilutions were performed using EPA SW846 method 8260.

P/NP- Present/Not Present

J- Result is less than the LOQ but greater than the LOD

¹ Duplicate

NS- Not Sampled

Indicates Detection

MW-16 (cont.)

PARAMETER	Enforcement Standard	2005				2006		2007		2008	
		MARCH	JUNE	SEPT.	DEC.	JUNE	NOV.	JUNE	DEC.	JUNE	NOV
Dichlorodifluoromethane (Freon 12)	1000	<0.60	<0.60	<0.60	<0.60	<0.29	<0.29	<0.40	<0.40	<0.40	<0.40
Trichlorofluoromethane (Freon 11)	3490	<0.50	<0.50	<0.50	<0.50	<0.70	<0.70	<0.40	<0.40	<0.40	<0.40
1,1-Dichloroethane	850	<0.50	<0.50	<0.50	<0.50	<0.40	<0.40	<0.40	<0.40	<0.40	<0.40
trans-1,2-Dichloroethene	100	<0.60	<0.60	<0.60	<0.60	<0.40	<0.40	<0.50	<0.50	<0.50	<0.50
Chloroform	6	<0.50	<0.50	<0.50	<0.50	<0.50	<0.50	<0.22	<0.22	<0.22	<0.22
1,1,1-Trichloroethane	200	J ^{1.1}	J ^{0.60}	J ^{1.2}	J ^{1.1}	J ^{0.84}	J ^{0.95}	<0.60	<0.60	<0.60	<0.60
Trichloroethene	5	5.6	3.2	5.1	4.7	3.4	3.7	2.5	1.3	1.1	2.2
Tetrachloroethene	5	<0.40	<0.40	<0.40	<0.40	<0.29	<0.29	<0.40	<0.40	<0.40	<0.40
Benzene	5	<0.40	<0.40	<0.40	<0.40	<0.40	<0.40	<0.16	<0.16	<0.16	<0.16
1,1-Dichloroethene	7	<0.50	<0.50	<0.50	<0.50	<0.30	<0.30	<0.40	<0.40	<0.40	<0.40
cis-1,2-Dichloroethene	70	<0.60	<0.60	<0.60	<0.60	<0.40	<0.40	<0.40	<0.40	<0.40	<0.40
1,2-Dichloroethane	5	<0.50	<0.50	<0.50	<0.50	<0.50	<0.50	<0.30	<0.30	<0.30	<0.30
1,1,2-Trichloroethane	5	<0.40	<0.40	<0.40	<0.40	<0.50	<0.50	<0.50	<0.50	<0.50	<0.50
Vinyl Chloride	0.2	<0.12	<0.12	<0.12	<0.12	<0.15	<0.15	<0.15	<0.15	<0.15	<0.15
Chloroethane	400	<0.70	<0.70	<0.70	<0.70	<0.60	<0.60	<0.40	<0.40	<0.40	<0.40
Chloromethane	30	<0.24	<0.24	<0.24	<0.24	<0.30	<0.30	<0.30	<0.30	<0.30	<0.30
1,2,4-Trimethylbenzene	-	<0.40	<0.40	<0.40	<0.40	<0.50	<0.50	<0.24	<0.24	<0.24	<0.24
o-Xylene	2000	<0.40	<0.40	<0.40	<0.40	<0.60	<0.60	<0.50	<0.50	<0.50	<0.50

PARAMETER	Enforcement Standard	2009		2010		2011		2012		2013			
		JUNE	NOV	JUNE	DEC.	JUNE	DEC	JUNE	DEC	JUNE	DEC		
Dichlorodifluoromethane (Freon 12)	1000	<1.0	Not enough water to collect sample.	Not enough water to collect sample.		<0.23	<0.23	<0.20	<0.20	<0.40	<0.40		
Trichlorofluoromethane (Freon 11)	3490	<1.0				<0.30	<0.30	<0.13	<0.13	<0.13	<0.13	<0.13	<0.13
1,1-Dichloroethane	850	<1.0				<0.23	<0.23	<0.11	<0.11	<0.50	<0.50	<0.50	<0.50
trans-1,2-Dichloroethene	100	<1.0				<0.21	<0.21	<0.14	<0.15	<0.24	<0.24	<0.24	<0.24
Chloroform	6	<1.0				<0.34	<0.34	<0.10	<0.50	<0.27	<0.27	<0.27	<0.27
1,1,1-Trichloroethane	200	<1.0				<0.26	J ^{0.32}	J ^{0.24}	J ^{0.39}	<0.50	<0.50	<0.50	<0.50
Trichloroethene	5	2.8				J ^{0.76}	1.4	1.4	1.7	1.7	1.1	1.1	1.1
Tetrachloroethene	5	<1.0				<0.26	<0.26	<0.13	<0.13	<0.29	<0.29	<0.29	<0.29
Benzene	5	<1.0				<0.36	<0.36	<0.053	<0.062	<0.24	<0.24	<0.24	<0.24
1,1-Dichloroethene	7	<1.0				<0.47	<0.47	<0.19	<0.19	<0.24	<0.24	<0.24	<0.24
cis-1,2-Dichloroethene	70	<1.0				<0.37	<0.37	<0.085	<0.085	<0.23	<0.23	<0.23	<0.23
1,2-Dichloroethane	5	<1.0				<0.23	<0.23	<0.37	<0.37	<0.22	<0.22	<0.22	<0.22
1,1,2-Trichloroethane	5	<1.0				<0.38	<0.38	<0.015	<0.015	<0.16	<0.16	<0.16	<0.16
Vinyl Chloride	0.2	<0.40				<0.17	<0.17	<0.16	<0.16	<0.14	<0.14	<0.14	<0.14
Chloroethane	400	<1.0				<0.32	<0.32	<0.22	<0.22	<0.50	<0.50	<0.50	<0.50
Chloromethane	30	<4.0				<0.36	<0.36	<0.41	<0.41	<2.0	<2.0	<2.0	<2.0
1,2,4-Trimethylbenzene	-	<1.0	<0.26	<0.26	<0.076	<0.071	<0.50	<0.50	<0.50	<0.50			
o-Xylene	2000	<1.0	<0.46	<0.46	<0.077	<0.10	<0.24	<0.24	<0.24	<0.24			

D- Quantified on sample dilution.

B- Parameter was detected in the method blank.

NA- Not Analyzed

BDL- Below the Detection Limit

** Sample was received with air bubbles in both sample bottles.

* Two compounds saturated. Sample was not diluted further.

Dilutions were performed using EPA SW846 method 8260.

P/NP- Present/Not Present

J- Result is less than the LOQ but greater than the LOD

¹ Duplicate

NS- Not Sampled

Indicates Detection

MW-16 (cont.)

PARAMETER	Enforcement Standard	2014		2015		2016		2017		2018
		JUNE	DEC.	JUNE	DEC.	JUNE	DEC.	JUNE	DEC.	FEB***
Dichlorodifluoromethane (Freon 12)	1000	<0.50	<0.50	<0.49	<0.49	<0.075	<0.23	<0.23	<0.22	<0.31
Trichlorofluoromethane (Freon 11)	3490	<0.22	<0.22	<0.18	<0.18	<0.055	<0.33	<0.33	<0.18	<0.13
1,1-Dichloroethane	850	<0.16	<0.16	<0.22	<0.22	<0.055	<0.17	<0.17	<0.24	<0.14
trans-1,2-Dichloroethene	100	<0.23	<0.23	<0.21	<0.21	<0.15	<0.16	<0.16	<0.26	<0.21
Chloroform	6	<0.16	<0.16	<0.27	<0.27	<0.21	<0.21	<0.21	<2.5	<0.46
1,1,1-Trichloroethane	200	<0.26	J ^{0.44}	<0.20	<0.20	J ^{0.24}	<0.17	J ^{0.19}	<0.50	0.97
Trichloroethene	5	1.0	1.3	0.94	1.1	1.1	1.0	1.0	1.1	1.3
Tetrachloroethene	5	<0.16	<0.16	<0.19	<0.19	<0.13	<0.25	<0.25	<0.50	<0.16
Benzene	5	<0.15	<0.15	<0.21	<0.21	<0.042	<0.16	<0.16	<0.50	<0.34
1,1-Dichloroethene	7	<0.20	<0.20	<0.22	<0.22	<0.069	<0.28	<0.28	<0.41	<0.18
cis-1,2-Dichloroethene	70	<0.13	<0.13	<0.25	<0.25	<0.12	<0.12	<0.12	<0.26	<0.20
1,2-Dichloroethane	5	<0.13	<0.13	<0.17	<0.17	<0.072	<0.17	J ^{0.18}	<0.17	<0.32
1,1,2-Trichloroethane	5	<0.13	<0.13	<0.24	<0.24	<0.064	<0.15	<0.15	<0.20	<0.22
Vinyl Chloride	0.2	<0.20	<0.20	<0.15	<0.15	<0.084	<0.069	<0.069	<0.18	<0.096
Chloroethane	400	<0.24	<0.24	<0.34	<0.34	<0.12	<0.34	<0.34	<0.37	<0.44
Chloromethane	30	<0.34	<0.34	<0.64	<0.64	J ^{0.49}	<0.25	<0.25	<0.50	<1.1
1,2,4-Trimethylbenzene	-	<0.50	<0.50	<0.16	<0.16	<0.068	<0.18	<0.18	<0.50	<0.14
o-Xylene	2000	<0.094	<0.094	<0.19	<0.19	<0.044	<0.20	<0.20	<0.50	<0.17

PARAMETER	Enforcement Standard	2018	
		JUNE	DEC.
Dichlorodifluoromethane (Freon 12)	1000	<0.23	<0.23
Trichlorofluoromethane (Freon 11)	3490	<0.23	<0.23
1,1-Dichloroethane	850	<0.17	<0.17
trans-1,2-Dichloroethene	100	<0.12	<0.24
Chloroform	6	<0.45	<0.45
1,1,1-Trichloroethane	200	<0.14	J ^{0.23}
Trichloroethene	5	1.1	0.99
Tetrachloroethene	5	<0.17	<0.17
Benzene	5	<0.10	<0.10
1,1-Dichloroethene	7	<0.16	<0.16
cis-1,2-Dichloroethene	70	<0.15	<0.15
1,2-Dichloroethane	5	<0.22	<0.22
1,1,2-Trichloroethane	5	<0.18	<0.18
Vinyl Chloride	0.2	<0.092	<0.092
Chloroethane	400	<0.49	<0.49
Chloromethane	30	<0.16	<0.16
1,2,4-Trimethylbenzene	-	<0.20	<0.20
o-Xylene	2000	<0.16	<0.16

D- Quantified on sample dilution.

B- Parameter was detected in the method blank.

NA- Not Analyzed

BDL- Below the Detection Limit

P/NP- Present/Not Present

* Two compounds saturated. Sample was not diluted further.

** Sample was received with air bubbles in both sample bottles.

*** Sampling conducted for proposed SVE Shutdown Test

Dilutions were performed using EPA SW846 method 8260.

J- Result is less than the LOQ but greater than the LOD

¹ Duplicate

NS- Not Sampled

Indicates Detection

MW-17

PARAMETER	Enforcement Standard	1996		1997		1998		1999		2000	
		OCT.	DEC.	JUNE	NOV.	JUNE	DEC.	JUNE	DEC.	JUNE	DEC.
Dichlorodifluoromethane (Freon 12)	1000	J ^{1.5}	<2.0	<2.0	J ^{0.53}	<2.0	NS	<2.0	NS	Not enough water to collect sample.	
Trichlorofluoromethane (Freon 11)	3490	<1.0	<1.0	<1.0	<1.0	<1.0	NS	<1.0	NS		
1,1-Dichloroethane	850	<0.30	<0.30	<0.30	<0.30	<0.30	NS	<0.30	NS		
trans-1,2-Dichloroethene	100	<0.30	<0.30	<0.30	<0.30	<0.30	NS	<0.30	NS		
Chloroform	6	<0.30	<0.30	<0.30	<0.30	<0.30	NS	<0.30	NS		
1,1,1-Trichloroethane	200	5.1	4.3	2.5	2.7	1.9	NS	<0.25	NS		
Trichloroethene	5	1.8	2.8	2.1	2.6	2.5	NS	J ^{0.26}	NS		
Tetrachloroethene	5	<0.40	0.46	J ^{0.21}	0.64	0.40	NS	<0.40	NS		
Benzene	5	<0.30	<0.30	<0.30	<0.30	<0.30	NS	<0.30	NS		
1,1-Dichloroethene	7	J ^{0.12}	0.35	<0.20	<0.20	<0.20	NS	<0.20	NS		
cis-1,2-Dichloroethene	70	<0.30	<0.30	<0.30	<0.30	<0.30	NS	<0.30	NS		
1,2-Dichloroethane	5	<0.50	<0.50	<0.50	<0.50	<0.50	NS	<0.50	NS		
1,1,2-Trichloroethane	5	<0.30	<0.30	<0.30	<0.30	<0.30	NS	<0.30	NS		
Vinyl Chloride	0.2	<1.0	<1.0	<1.0	<1.0	<1.0	NS	<1.0	NS		
Chloroethane	400	<1.0	<1.0	<1.0	<1.0	<1.0	NS	<1.0	NS		
Chloromethane	30	<2.0	<2.0	<2.0	<2.0	<2.0	NS	<2.0	NS		
o-Xylene	2000	<0.40	0.94	<0.40	<0.40	<0.40	NS	<0.40	NS		
Toluene	800	J ^{0.21}	<0.30	<0.30	<0.30	<0.30	NS	<0.30	NS		

PARAMETER	Enforcement Standard	2001		2002		2003		2004		2005	
		JUNE	DEC.	JUNE	JAN.'03	JULY	JAN. '04	JUNE	DEC.	JUNE	DEC.
Dichlorodifluoromethane (Freon 12)	1000	<0.14	Not enough water to collect sample	<0.14	<0.14	<0.14	Not enough water to collect sample	Not enough water to collect sample.	Not enough water to collect sample.		
Trichlorofluoromethane (Freon 11)	3490	<0.51		<0.51	<0.51						
1,1-Dichloroethane	850	<0.26		<0.26	<0.26						
trans-1,2-Dichloroethene	100	<0.11		<0.11	<0.11						
Chloroform	6	<0.18		<0.18	<0.18						
1,1,1-Trichloroethane	200	<0.19		0.62	J ^{0.22}	0.64					
Trichloroethene	5	0.77		0.99	<0.14	0.65					
Tetrachloroethene	5	J ^{0.22}		<0.13	<0.13	J ^{0.22}					
Benzene	5	<0.15		<0.15	<0.15	<0.15					
1,1-Dichloroethene	7	<0.10		<0.10	<0.10	<0.10					
cis-1,2-Dichloroethene	70	<0.12		<0.12	<0.12	<0.12					
1,2-Dichloroethane	5	<0.27		<0.27	<0.27	<0.27					
1,1,2-Trichloroethane	5	<0.18		<0.18	<0.18	<0.18					
Vinyl Chloride	0.2	<0.11		<0.11	<0.11	<0.11					
Chloroethane	400	<0.24		<0.24	<0.24	<0.24					
Chloromethane	30	<0.090		<0.090	<0.090	<0.090					
o-Xylene	2000	<0.35	<0.35	<0.35	<0.35						
Toluene	800	<0.16	<0.16	<0.16	<0.16						

D- Quantified on sample dilution.

B- Parameter was detected in the method blank.

NA- Not Analyzed

BDL- Below the Detection Limit

** Sample was received with air bubbles in both sample bottles.

* Two compounds saturated. Sample was not diluted further.

Dilutions were performed using EPA SW846 method 8260.

P/NP- Present/Not Present

J- Result is less than the LOQ but greater than the LOD

¹ Duplicate

NS- Not Sampled

Indicates Detection

MW-17 (cont.)

PARAMETER	Enforcement Standard	2006		2007		2008		2009		2010	
		JUNE	DEC.	JUNE	DEC.	JUNE	DEC.	JUNE	DEC.	JUNE	DEC.
Dichlorodifluoromethane (Freon 12)	1000	Not enough water to collect sample.		Not enough water to collect sample.		Not enough water to collect sample.		Not enough water to collect sample.		Not enough water to collect sample.	
Trichlorofluoromethane (Freon 11)	3490										
1,1-Dichloroethane	850										
trans-1,2-Dichloroethene	100										
Chloroform	6										
1,1,1-Trichloroethane	200										
Trichloroethene	5										
Tetrachloroethene	5										
Benzene	5										
1,1-Dichloroethene	7										
cis-1,2-Dichloroethene	70										
1,2-Dichloroethane	5										
1,1,2-Trichloroethane	5										
Vinyl Chloride	0.2										
Chloroethane	400										
Chloromethane	30										
o-Xylene	2000										
Toluene	800										

PARAMETER	Enforcement Standard	2011	2012	2013	2014		2015		2016	
		JUNE	JUNE	JUNE	JUNE	DEC.	JUNE	DEC.	JUNE	DEC.
Dichlorodifluoromethane (Freon 12)	1000	Not enough water to collect sample.	Not enough water to collect sample.	Not enough water to collect sample.	<0.50	<0.50	Not enough water to collect sample.	<0.49	<0.075	<0.23
Trichlorofluoromethane (Freon 11)	3490				<0.22	<0.22		<0.18	<0.055	<0.33
1,1-Dichloroethane	850				<0.16	<0.16		<0.22	<0.055	<0.17
trans-1,2-Dichloroethene	100				<0.23	<0.23		<0.21	<0.15	<0.16
Chloroform	6				<0.16	<0.16		<0.27	<0.21	<0.21
1,1,1-Trichloroethane	200				<0.26	<0.26		<0.20	<0.057	<0.17
Trichloroethene	5				J ^{0.12}	<0.091		<0.14	<0.051	<0.052
Tetrachloroethene	5				<0.16	<0.16		<0.19	J ^{0.82}	<0.25
Benzene	5				<0.15	<0.15		<0.21	<0.042	<0.16
1,1-Dichloroethene	7				<0.20	<0.20		<0.22	<0.069	<0.28
cis-1,2-Dichloroethene	70				<0.13	<0.13		<0.25	J ^{0.62}	<0.12
1,2-Dichloroethane	5				<0.13	<0.13		<0.17	J ^{0.11}	<0.17
1,1,2-Trichloroethane	5				<0.13	<0.13		<0.24	<0.064	<0.15
Vinyl Chloride	0.2				<0.20	<0.20		<0.15	<0.084	<0.069
Chloroethane	400				<0.24	<0.24		<0.34	<0.12	<0.34
Chloromethane	30				<0.34	<0.34		<0.64	<0.080	<0.25
o-Xylene	2000	<0.094	<0.094	<0.19	<0.044	<0.20				
Toluene	800	<0.11	<0.11	<0.13	<0.059	<0.14				

D- Quantified on sample dilution.

B- Parameter was detected in the method blank.

NA- Not Analyzed

BDL- Below the Detection Limit

** Sample was received with air bubbles in both sample bottles.

* Two compounds saturated. Sample was not diluted further.

Dilutions were performed using EPA SW846 method 8260.

P/NP- Present/Not Present

J- Result is less than the LOQ but greater than the LOD

¹ Duplicate

NS- Not Sampled

Indicates Detection

MW-17 (cont.)

PARAMETER	Enforcement Standard	2017		2018	
		JUNE	DEC.	JUNE	DEC.
Dichlorodifluoromethane (Freon 12)	1000	<0.23	<0.22	<0.23	<0.23
Trichlorofluoromethane (Freon 11)	3490	<0.33	<0.18	<0.23	<0.23
1,1-Dichloroethane	850	<0.17	<0.24	<0.17	<0.17
trans-1,2-Dichloroethene	100	<0.16	<0.26	<0.12	<0.24
Chloroform	6	<0.21	<2.5	<0.45	<0.45
1,1,1-Trichloroethane	200	<0.17	<0.50	<0.14	<0.14
Trichloroethene	5	<0.052	<0.33	<0.15	<0.15
Tetrachloroethene	5	<0.25	<0.50	<0.17	<0.17
Benzene	5	<0.16	<0.50	<0.10	<0.10
1,1-Dichloroethene	7	<0.28	<0.41	<0.16	<0.16
cis-1,2-Dichloroethene	70	<0.12	<0.26	<0.15	<0.15
1,2-Dichloroethane	5	<0.17	<0.17	<0.22	<0.22
1,1,2-Trichloroethane	5	<0.15	<0.20	<0.18	<0.18
Vinyl Chloride	0.2	<0.069	<0.18	<0.092	<0.092
Chloroethane	400	<0.34	<0.37	<0.49	<0.49
Chloromethane	30	<0.25	<0.50	<0.16	<0.16
o-Xylene	2000	<0.20	<0.50	<0.16	<0.16
Toluene	800	<0.14	<0.50	<0.083	<0.083

D- Quantified on sample dilution.

B- Parameter was detected in the method blank.

NA- Not Analyzed

BDL- Below the Detection Limit

** Sample was received with air bubbles in both sample bottles.

* Two compounds saturated. Sample was not diluted further.

Dilutions were performed using EPA SW846 method 8260.

P/NP- Present/Not Present

J- Result is less than the LOQ but greater than the LOD

¹ Duplicate

NS- Not Sampled

 Indicates Detection

MW-18

PARAMETER	Enforcement Standard	1996		1997		1998		1999		2000	
		OCT.	DEC.	JUNE	NOV.	JUNE	DEC.	JUNE	DEC.	JUNE	DEC.
Dichlorodifluoromethane (Freon 12)	1000	<2.0	<2.0	<2.0	<2.0	<2.0	<2.0	<2.0	<2.0	<0.14	<0.14
Trichlorofluoromethane (Freon 11)	3490	<1.0	<1.0	<1.0	<1.0	<1.0	<1.0	<1.0	<1.0	<0.51	<0.51
1,1-Dichloroethane	850	<0.30	<0.30	<0.30	<0.30	<0.30	<0.30	<0.30	<0.30	<0.26	<0.26
trans-1,2-Dichloroethene	100	<0.30	<0.30	<0.30	<0.30	<0.30	<0.30	<0.30	<0.30	<0.11	<0.11
Chloroform	6	<0.30	<0.30	<0.30	<0.30	<0.30	<0.30	<0.30	<0.30	<0.18	<0.18
1,1,1-Trichloroethane	200	D ³⁴	D ³⁰	15	14	11	10	5.9	4.8	9.3	22
Trichloroethene	5	D ³⁴	D ³⁸	22	18	17	14	10	9.1	14	27
Tetrachloroethene	5	2.5	1.9	1.4	0.65	0.85	<0.40	<0.40	J ^{0.13}	0.60	1.4
Benzene	5	<0.30	<0.30	<0.30	<0.30	<0.30	<0.30	<0.30	<0.30	<0.15	<0.15
1,1-Dichloroethene	7	8.5	5.4	3.8	2.4	4.2	2.2	1.4	1.0	3.8	9.9
cis-1,2-Dichloroethene	70	<0.30	<0.30	<0.30	<0.30	<0.30	<0.30	<0.30	<0.30	<0.12	<0.12
1,2-Dichloroethane	5	<0.50	<0.50	<0.50	<0.50	<0.50	<0.50	<0.50	<0.50	<0.27	<0.27
1,1,2-Trichloroethane	5	<0.30	<0.30	<0.30	<0.30	<0.30	<0.30	<0.30	<0.30	<0.18	<0.18
Vinyl Chloride	0.2	<1.0	<1.0	<1.0	<1.0	<1.0	<1.0	<1.0	<1.0	<0.11	<0.11
Chloroethane	400	<1.0	<1.0	<1.0	<1.0	<1.0	<1.0	<1.0	<1.0	<0.24	<0.24
Chloromethane	30	<2.0	<2.0	<2.0	<2.0	<2.0	<2.0	<2.0	<2.0	<0.090	<0.090
Naphthalene	100	J ^{0.32}	<0.40	<0.40	<0.40	<0.40	<0.40	<0.40	<0.40	<0.18	<0.18
Toluene	800	<0.30	J ^{0.28}	<0.30	<0.30	<0.30	<0.30	<0.30	<0.30	<0.16	<0.16
Methylene Chloride	5	<5.0	<5.0	<5.0	<5.0	J ^{1.8}	<5.0	<5.0	<5.0	<0.45	<0.45

PARAMETER	Enforcement Standard	2001		2002		2003		2004		2005	
		JUNE	DEC.	JUNE	JAN.'03	JULY	JAN.'04	JUNE	DEC.	JUNE	DEC.
Dichlorodifluoromethane (Freon 12)	1000	<0.14	<0.14	<0.14	<0.14	<0.14	<0.14	<2.0	<0.40	<0.60	<0.60
Trichlorofluoromethane (Freon 11)	3490	<0.51	<0.51	<0.51	<0.51	<0.51	<0.51	<1.0	<0.50	<0.50	<0.50
1,1-Dichloroethane	850	<0.26	<0.26	<0.26	<0.26	<0.26	<0.26	<0.50	<0.50	<0.50	<0.50
trans-1,2-Dichloroethene	100	<0.11	<0.11	<0.11	<0.11	<0.11	<0.11	<0.50	<0.50	<0.60	<0.60
Chloroform	6	<0.18	<0.18	<0.18	<0.18	<0.18	<0.18	<0.50	<0.25	<0.50	<0.50
1,1,1-Trichloroethane	200	2.5	1.8	0.62	1.3	1.4	0.94	2.3	2.2	2.7	14
Trichloroethene	5	7.1	6.2	0.99	4.2	3.4	3.8	4.5	5.1	4.3	26
Tetrachloroethene	5	J ^{0.28}	<0.13	<0.13	<0.13	J ^{0.15}	<0.13	J ^{0.23}	<0.40	<0.40	1.5
Benzene	5	<0.15	<0.15	<0.15	<0.15	<0.15	<0.15	<0.50	<0.40	<0.40	<0.40
1,1-Dichloroethene	7	0.86	0.47	<0.10	0.67	0.53	0.35	1.3	1.2	J ^{1.2}	7.0
cis-1,2-Dichloroethene	70	J ^{0.25}	<0.12	<0.12	<0.12	<0.12	<0.12	<0.50	<0.25	<0.60	<0.60
1,2-Dichloroethane	5	<0.27	<0.27	<0.27	<0.27	<0.27	<0.27	<0.50	<0.40	<0.50	<0.50
1,1,2-Trichloroethane	5	<0.18	<0.18	<0.18	<0.18	<0.18	<0.18	<0.50	<0.40	<0.40	<0.40
Vinyl Chloride	0.2	<0.11	<0.11	<0.11	<0.11	<0.11	<0.11	<0.50	<0.12	<0.12	<0.12
Chloroethane	400	<0.24	<0.24	<0.24	<0.24	<0.24	<0.24	<1.0	<0.50	<0.70	<0.70
Chloromethane	30	<0.090	<0.090	<0.090	<0.090	<0.090	<0.090	<1.0	<0.30	<0.24	<0.24
Naphthalene	100	<0.18	<0.18	<0.18	<0.18	<0.18	<0.18	<0.50	<0.50	<0.60	<0.60
Toluene	800	<0.16	<0.16	<0.16	<0.16	<0.16	<0.16	<0.50	<0.40	<0.40	<0.40
Methylene Chloride	5	<0.45	<0.45	<0.45	<0.45	<0.45	<0.45	<5.0	<0.50	<0.40	<0.40

D- Quantified on sample dilution.

B- Parameter was detected in the method blank.

NA- Not Analyzed

BDL- Below the Detection Limit

** Sample was received with air bubbles in both sample bottles.

* Two compounds saturated. Sample was not diluted further.

Dilutions were performed using EPA SW846 method 8260.

P/NP- Present/Not Present

J- Result is less than the LOQ but greater than the LOD

¹ Duplicate

NS- Not Sampled

Indicates Detection

MW-18 (cont.)

PARAMETER	Enforcement Standard	2006		2007		2008		2009		2010	
		JUNE	NOV.	JUNE	DEC.	JUNE	NOV.	JUNE	DEC.	JUNE	DEC.
Dichlorodifluoromethane (Freon 12)	1000	<0.29	<0.29	<0.40	Not Enough Water To Collect Sample	<0.40	<0.40	<1.0	<1.0	<0.30	<0.30
Trichlorofluoromethane (Freon 11)	3490	<0.70	<0.70	<0.40		<0.40	<0.40	<1.0	<1.0	<0.14	<0.14
1,1-Dichloroethane	850	<0.40	<0.40	<0.40		<0.40	<0.40	<1.0	<1.0	<0.080	<0.080
trans-1,2-Dichloroethene	100	<0.40	<0.40	<0.50		<0.50	<0.50	<1.0	<1.0	<0.11	<0.11
Chloroform	6	<0.50	<0.50	<0.22		<0.22	<0.22	<1.0	<1.0	<0.090	<0.090
1,1,1-Trichloroethane	200	2.5	2.3	2.6		3.2	3.9	2.9	<1.0	2.2	1.0
Trichloroethene	5	5.1	5.0	5.4		4.9	8.1	6.8	1.6	5.3	2.7
Tetrachloroethene	5	<0.29	<0.29	<0.40		<0.40	J ^{0.52}	<1.0	<1.0	J ^{0.34}	J ^{0.17}
Benzene	5	<0.40	<0.40	<0.16		<0.16	<0.16	<1.0	<1.0	<0.080	<0.080
1,1-Dichloroethene	7	J ^{0.38}	J ^{0.72}	0.59		1.4	2.6	1.8	<1.0	1.7	J ^{0.39}
cis-1,2-Dichloroethene	70	<0.40	<0.40	<0.40		<0.40	<0.40	<1.0	<1.0	<0.23	<0.23
1,2-Dichloroethane	5	<0.50	<0.50	<0.30		<0.30	<0.30	<1.0	<1.0	<0.080	<0.080
1,1,2-Trichloroethane	5	<0.50	<0.50	<0.50		<0.50	<0.50	<1.0	<1.0	<0.11	<0.11
Vinyl Chloride	0.2	<0.15	<0.15	<0.15		<0.15	<0.15	<0.40	<0.40	<0.11	<0.11
Chloroethane	400	<0.60	<0.60	<0.40		<0.40	<0.40	<1.0	<1.0	<0.32	<0.32
Chloromethane	30	<0.30	<0.30	<0.30		<0.30	<0.30	<4.0	<4.0	<0.36	<0.36
Naphthalene	100	<0.70	<0.70	<0.60		<0.60	<0.60	<4.0	<4.0	<0.41	<0.41
Toluene	800	<0.40	<0.40	<0.20	<0.20	<0.20	<1.0	<1.0	<0.11	<0.11	
Methylene Chloride	5	<1.0	<1.0	<0.50	<0.50	<0.50	<4.0	<4.0	<2.0	<2.0	

PARAMETER	Enforcement Standard	2011		2012		2013		2014		2015	
		JUNE	DEC.	JUNE	DEC.	JUNE	DEC.	JUNE	DEC.	JUNE	DEC.
Dichlorodifluoromethane (Freon 12)	1000	<0.36	Not enough water to collect sample.	<0.20	<0.20	Not enough water to collect sample.	Not enough water to collect sample.	Not enough water to collect sample.	Not enough water to collect sample.	Not enough water to collect sample.	<0.50
Trichlorofluoromethane (Freon 11)	3490	<0.30		<0.13	<0.13						<0.22
1,1-Dichloroethane	850	<0.23		<0.11	<0.11						<0.16
trans-1,2-Dichloroethene	100	<0.21		<0.14	<0.15						<0.23
Chloroform	6	<0.34		<0.10	<0.50						<0.16
1,1,1-Trichloroethane	200	<0.26		J ^{0.23}	4.3						<0.26
Trichloroethene	5	15.9		1.3	14.8						0.63
Tetrachloroethene	5	J ^{0.72}		<0.13	J ^{0.63}						<0.16
Benzene	5	<0.36		<0.053	<0.062						<0.15
1,1-Dichloroethene	7	5		<0.19	3.6						<0.20
cis-1,2-Dichloroethene	70	<0.37		<0.085	<0.085						<0.13
1,2-Dichloroethane	5	<0.23		<0.37	<0.37						<0.13
1,1,2-Trichloroethane	5	<0.38		<0.015	<0.015						<0.13
Vinyl Chloride	0.2	<0.17		<0.16	<0.16						<0.20
Chloroethane	400	<0.32		<0.22	<0.22						<0.24
Chloromethane	30	<0.36		<0.41	<0.41						<0.34
Naphthalene	100	<0.57		<0.068	<0.068						<0.14
Toluene	800	<0.39	<0.076	<0.077	<0.13						
Methylene Chloride	5	<2.0	<2.0	<2.0	<0.56						

D- Quantified on sample dilution.

B- Parameter was detected in the method blank.

NA- Not Analyzed

BDL- Below the Detection Limit

** Sample was received with air bubbles in both sample bottles.

* Two compounds saturated. Sample was not diluted further.

Dilutions were performed using EPA SW846 method 8260.

P/NP- Present/Not Present

J- Result is less than the LOQ but greater than the LOD

¹ Duplicate

NS- Not Sampled

Indicates Detection

MW-18 (cont.)

PARAMETER	Enforcement Standard	2016		2017		2018		
		JUNE	DEC.	JUNE	DEC.	FEB***	JUNE	DEC.
Dichlorodifluoromethane (Freon 12)	1000	<0.49	<0.23	<0.23	<0.22	<0.31	<0.23	<0.23
Trichlorofluoromethane (Freon 11)	3490	<0.18	<0.33	<0.33	<0.18	<0.13	<0.23	<0.23
1,1-Dichloroethane	850	<0.22	<0.17	<0.17	<0.24	<0.14	<0.17	<0.17
trans-1,2-Dichloroethene	100	<0.21	<0.16	<0.16	<0.26	<0.21	<0.12	<0.24
Chloroform	6	<0.27	<0.21	<0.21	<2.5	<0.46	<0.45	<0.45
1,1,1-Trichloroethane	200	J ^{0.21}	J ^{0.27}	<0.17	<0.50	0.97	<0.14	<0.18
Trichloroethene	5	1.4	2.0	0.79	2.8	1.9	0.94	1.1
Tetrachloroethene	5	<0.19	<0.25	<0.25	<0.50	<0.16	<0.17	<0.17
Benzene	5	<0.21	<0.16	<0.16	<0.50	<0.34	<0.10	<0.10
1,1-Dichloroethene	7	<0.22	<0.28	<0.28	J ^{0.46}	J ^{0.32}	<0.16	<0.16
cis-1,2-Dichloroethene	70	<0.25	<0.12	<0.12	<0.26	<0.20	<0.15	<0.15
1,2-Dichloroethane	5	J ^{0.19}	<0.17	<0.17	<0.17	<0.32	<0.22	<0.22
1,1,2-Trichloroethane	5	<0.24	<0.15	<0.15	<0.20	<0.22	<0.18	<0.18
Vinyl Chloride	0.2	<0.15	<0.069	<0.069	<0.18	<0.096	<0.092	<0.092
Chloroethane	400	<0.34	<0.34	<0.34	<0.37	<0.44	<0.49	<0.49
Chloromethane	30	<0.64	<0.25	<0.25	<0.50	<1.1	<0.16	<0.16
Naphthalene	100	<0.14	<0.20	<0.20	<2.5	<0.42	<0.48	<0.48
Toluene	800	<0.13	<0.14	<0.14	<0.50	<0.17	<0.083	<0.083
Methylene Chloride	5	<0.56	<0.29	<0.29	<0.23	<1.2	<0.98	<0.98

D- Quantified on sample dilution.

B- Parameter was detected in the method blank.

NA- Not Analyzed

BDL- Below the Detection Limit

P/NP- Present/Not Present

* Two compounds saturated. Sample was not diluted further.

** Sample was received with air bubbles in both sample bottles.

*** Sampling conducted for proposed SVE Shutdown Test

Dilutions were performed using EPA SW846 method 8260.

J- Result is less than the LOQ but greater than the LOD

¹ Duplicate

NS- Not Sampled

Indicates Detection

MW-19

PARAMETER	Enforcement Standard	1996	1997		1998		1999		2000	
		DEC.	JUNE	NOV.	JUNE	DEC.	JUNE	DEC.	JUNE	DEC.
Dichlorodifluoromethane (Freon 12)	1000	<2.0	<2.0	<2.0	2.4	Not enough water to collect sample.	Not enough water to collect sample.			
Trichlorofluoromethane (Freon 11)	3490	<1.0	<1.0	<1.0	<1.0					
1,1-Dichloroethane	850	1.9	1.4	J ^{0.21}	0.64					
trans-1,2-Dichloroethene	100	0.38	1.0	J ^{0.21}	0.72					
Chloroform	6	<0.30	0.69	<0.30	0.31					
1,1,1-Trichloroethane	200	D ¹⁶⁰	210	71	120#					
Trichloroethene	5	D ¹⁹⁰	240	91	160#					
Tetrachloroethene	5	8.3	9.5	3.5	4.8					
Benzene	5	<0.30	<0.30	<0.30	<0.30					
1,1-Dichloroethane	7	18	18	11	17					
cis-1,2-Dichloroethene	70	1.1	19	<0.30	1.0					
1,2-Dichloroethane	5	2.7	5.6	1.1	1.4					
1,1,2-Trichloroethane	5	6.3	4.1	2.1	2.4					
Vinyl Chloride	0.2	<1.0	<1.0	<1.0	<1.0					
Chloroethane	400	<1.0	<1.0	<1.0	<1.0					
Chloromethane	30	<2.0	<2.0	<2.0	<2.0					
Methylene Chloride	5	<5.0	<5.0	<5.0	J ^{1.6}					

PARAMETER	Enforcement Standard	2000		2001		2002		2003	
		JUNE	DEC.	JUNE	DEC.	JUNE	JAN.'03	JULY	JAN. '04
Dichlorodifluoromethane (Freon 12)	1000	Not enough water to collect sample.		Not enough water to collect sample.		Not enough water to collect sample.	<0.14	<0.14	<0.14
Trichlorofluoromethane (Freon 11)	3490						<0.51	<0.51	<0.51
1,1-Dichloroethane	850						<0.26	<0.26	<0.26
trans-1,2-Dichloroethene	100						<0.11	<0.11	<0.11
Chloroform	6						<0.18	<0.18	<0.18
1,1,1-Trichloroethane	200						1.2	1.5	4.3
Trichloroethene	5						4.5	4.8	10
Tetrachloroethene	5						<0.13	<0.13	J ^{0.36}
Benzene	5						<0.15	<0.15	<0.15
1,1-Dichloroethane	7						0.37	J ^{0.15}	0.49
cis-1,2-Dichloroethene	70						J ^{0.25}	<0.12	<0.12
1,2-Dichloroethane	5						<0.27	<0.27	0.32
1,1,2-Trichloroethane	5						<0.18	0.88	1.2
Vinyl Chloride	0.2						<0.11	<0.11	<0.11
Chloroethane	400						<0.24	<0.24	<0.24
Chloromethane	30						<0.090	J ^{0.25}	<0.090
Methylene Chloride	5						<0.45	<0.45	<0.45

D- Quantified on sample dilution.

B- Parameter was detected in the method blank.

NA- Not Analyzed

BDL- Below the Detection Limit

** Sample was received with air bubbles in both sample bottles.

* Two compounds saturated. Sample was not diluted further.

Dilutions were performed using EPA SW846 method 8260.

P/NP- Present/Not Present

J- Result is less than the LOQ but greater than the LOD

¹ Duplicate

NS- Not Sampled

Indicates Detection

MW-19 (cont.)

PARAMETER	Enforcement Standard	2004		2005		2006		2007	
		JUNE	DEC.	JUNE	DEC.	JUNE	DEC.	JUNE	DEC.
Dichlorodifluoromethane (Freon 12)	1000	<2.0			<0.60				
Trichlorofluoromethane (Freon 11)	3490	<1.0			<0.50				
1,1-Dichloroethane	850	<0.50			<0.50				
trans-1,2-Dichloroethene	100	<0.50			<0.60				
Chloroform	6	<0.50			<0.50				
1,1,1-Trichloroethane	200	12.0	Not enough water to collect sample.	Not enough water to collect sample.	25	Not enough water to collect sample.	Not enough water to collect sample.	Not enough water to collect sample.	Not enough water to collect sample.
Trichloroethene	5	22.0			36				
Tetrachloroethene	5	1.6			2.7				
Benzene	5	<0.50			<0.40				
1,1-Dichloroethene	7	1.3			2.1				
cis-1,2-Dichloroethene	70	J ^{0.22}			<0.60				
1,2-Dichloroethane	5	0.62			J ^{0.70}				
1,1,2-Trichloroethane	5	2.2			2.5				
Vinyl Chloride	0.2	<0.50			<0.12				
Chloroethane	400	<1.0			<0.70				
Chloromethane	30	<1.0			<0.24				
Methylene Chloride	5	<5.0			<0.40				

PARAMETER	Enforcement Standard	2008		2009		2010		2011	2012	2013
		JUNE	DEC.	JUNE	DEC.	JUNE	DEC.	JUNE	JUNE	JUNE
Dichlorodifluoromethane (Freon 12)	1000									
Trichlorofluoromethane (Freon 11)	3490									
1,1-Dichloroethane	850									
trans-1,2-Dichloroethene	100									
Chloroform	6									
1,1,1-Trichloroethane	200	Not enough water to collect sample.	Not enough water to collect sample.	Not enough water to collect sample.	Not enough water to collect sample.	Not enough water to collect sample.	Not enough water to collect sample.	Not enough water to collect sample.	Not enough water to collect sample.	Not enough water to collect sample.
Trichloroethene	5									
Tetrachloroethene	5									
Benzene	5									
1,1-Dichloroethene	7									
cis-1,2-Dichloroethene	70									
1,2-Dichloroethane	5									
1,1,2-Trichloroethane	5									
Vinyl Chloride	0.2									
Chloroethane	400									
Chloromethane	30									
Methylene Chloride	5									

D- Quantified on sample dilution.

B- Parameter was detected in the method blank.

NA- Not Analyzed

BDL- Below the Detection Limit

** Sample was received with air bubbles in both sample bottles.

* Two compounds saturated. Sample was not diluted further.

Dilutions were performed using EPA SW846 method 8260.

P/NP- Present/Not Present

J- Result is less than the LOQ but greater than the LOD

¹ Duplicate

NS- Not Sampled

Indicates Detection

MW-19 (cont.)

PARAMETER	Enforcement Standard	2014	2015	2016	2017	2018	
		JUNE	JUNE	JUNE	JUNE	FEB***	JUNE
Dichlorodifluoromethane (Freon 12)	1000	<12.5	<0.49	<0.075	<0.23	<0.31	<0.23
Trichlorofluoromethane (Freon 11)	3490	<5.4	<0.18	<0.055	<0.33	<0.13	<0.23
1,1-Dichloroethane	850	<4.0	<0.22	<0.055	<0.17	<0.14	<0.17
trans-1,2-Dichloroethene	100	<5.8	<0.21	<0.15	<0.16	<0.21	<0.12
Chloroform	6	<4.0	<0.27	<0.21	<0.21	<0.46	<0.45
1,1,1-Trichloroethane	200	<6.6	<0.20	<0.057	J ^{0.49}	1.4	0.55
Trichloroethene	5	<2.3	J ^{0.36}	J ^{0.20}	3.4	5.4	4.2
Tetrachloroethene	5	<3.9	<0.19	<0.13	<0.25	<0.16	<0.17
Benzene	5	<3.8	<0.21	<0.042	<0.16	<0.34	<0.10
1,1-Dichloroethene	7	<5.0	<0.22	<0.12	J ^{0.38}	J ^{0.48}	1.0
cis-1,2-Dichloroethene	70	<3.3	<0.25	<0.069	<0.12	<0.20	<0.15
1,2-Dichloroethane	5	<3.3	<0.17	J ^{0.11}	<0.17	J ^{0.38}	<0.22
1,1,2-Trichloroethane	5	<3.2	<0.24	<0.064	J ^{0.15}	J ^{0.48}	J ^{0.50}
Vinyl Chloride	0.2	<4.9	<0.15	<0.084	<0.069	<0.096	<0.092
Chloroethane	400	<6.0	<0.34	<0.12	<0.34	<0.44	<0.49
Chloromethane	30	<8.5	<0.64	<0.080	<0.25	<1.1	<0.16
Methylene Chloride	5	<50.0	<0.56	<0.097	<0.29	<1.2	<0.98

D- Quantified on sample dilution.

B- Parameter was detected in the method blank.

NA- Not Analyzed

BDL- Below the Detection Limit

P/NP- Present/Not Present

* Two compounds saturated. Sample was not diluted further.

** Sample was received with air bubbles in both sample bottles.

*** Sampling conducted for proposed SVE Shutdown Test

Dilutions were performed using EPA SW846 method 8260.

J- Result is less than the LOQ but greater than the LOD

¹ Duplicate

NS- Not Sampled

Indicates Detection

MW-50S

PARAMETER	Enforcement Standard	1992		1993		1994		1995		1996	
		JUNE	DEC.	JUNE	DEC.	JUNE	DEC.	JUNE	DEC.	JUNE	DEC.
Dichlorodifluoromethane (Freon 12)	1000	<5.0	<5.0	<5.0	<5.0	<5.0	<5.0	<5.0	<2.0	<2.0	<2.0
Trichlorofluoromethane (Freon 11)	3490	<1.0	<1.0	<1.0	<1.0	<1.0	<1.0	1.2	<1.0	<1.0	<1.0
1,1-Dichloroethane	850	<0.50	<0.50	<0.50	<0.50	<0.50	<0.50	<0.50	<0.30	<0.30	<0.30
trans-1,2-Dichloroethene	100	<0.60	<0.60	<0.60	<0.60	<0.60	<0.60	<0.60	<0.30	<0.30	<0.30
Chloroform	6	<0.20	<0.20	<0.20	<0.20	<0.20	<0.20	<0.20	<0.30	<0.30	<0.30
1,1,1-Trichloroethane	200	<0.20	<0.20	<0.20	<0.20	<0.20	<0.20	<0.70	<0.20	<0.25	<0.25
Trichloroethene	5	1.4	<0.40	<0.40	<0.40	<0.40	<0.40	<0.40	<0.30	<0.30	<0.30
Tetrachloroethene	5	<1.0	<0.40	<0.40	<0.40	<0.40	<0.40	<0.40	<0.40	<0.40	<0.40
Benzene	5	<0.30	<0.30	<0.30	<0.30	<0.30	<0.30	<0.30	<0.30	<0.30	<0.30
1,1-Dichloroethene	7	<0.20	<0.20	<0.20	<0.20	<0.20	<0.20	B ^{9.1}	<0.20	<0.20	<0.20
cis-1,2-Dichloroethene	70	<0.20	<0.20	<0.20	<0.20	<0.20	<0.20	<0.20	<0.30	<0.30	<0.30
1,2-Dichloroethane	5	<0.3	<0.30	<0.30	<0.30	<0.30	<0.30	<0.30	<0.50	<0.50	<0.50
1,1,2-Trichloroethane	5	<1.0	<0.30	<0.30	<0.30	<0.30	<0.30	<0.30	<0.30	<0.30	<0.30
Vinyl Chloride	0.2	<1.0	<1.0	<1.0	<1.0	<1.0	<1.0	<1.0	<1.0	<1.0	<1.0
Chloroethane	400	<1.0	<1.0	<1.0	<1.0	<1.0	<1.0	<1.0	<1.0	<1.0	<1.0
Chloromethane	30	<2.0	<2.0	<2.0	<2.0	<2.0	<2.0	<2.0	BJ ^{0.40}	<2.0	<2.0

PARAMETER	Enforcement Standard	1997		1998		1999		2000		2001	
		JUNE	NOV.	JUNE	DEC.	JUNE	DEC.	JUNE	DEC.	JUNE	DEC.
Dichlorodifluoromethane (Freon 12)	1000	<2.0	<2.0	<2.0	<2.0	<2.0	<2.0	<0.14	<0.14	<0.14	<0.14
Trichlorofluoromethane (Freon 11)	3490	<1.0	<1.0	<1.0	<1.0	<1.0	<1.0	<0.51	<0.51	<0.51	<0.51
1,1-Dichloroethane	850	<0.30	<0.30	<0.30	<0.30	<0.30	<0.30	<0.26	<0.26	<0.26	<0.26
trans-1,2-Dichloroethene	100	<0.30	<0.30	<0.30	<0.30	<0.30	<0.30	<0.11	<0.11	<0.11	<0.11
Chloroform	6	<0.30	<0.30	<0.30	<0.30	<0.30	<0.30	<0.18	<0.18	<0.18	<0.18
1,1,1-Trichloroethane	200	<0.25	<0.25	<0.25	<0.25	<0.25	<0.25	<0.19	<0.19	<0.19	<0.19
Trichloroethene	5	<0.30	<0.30	<0.30	<0.30	<0.30	<0.30	<0.14	<0.14	<0.14	<0.14
Tetrachloroethene	5	<0.40	<0.40	<0.40	<0.40	<0.40	<0.40	<0.13	<0.13	<0.13	<0.13
Benzene	5	<0.30	<0.30	<0.30	<0.30	<0.30	<0.30	<0.15	<0.15	<0.15	<0.15
1,1-Dichloroethene	7	<0.20	<0.20	<0.20	<0.20	<0.20	<0.20	<0.10	<0.10	<0.10	<0.10
cis-1,2-Dichloroethene	70	<0.30	<0.30	<0.30	<0.30	<0.30	<0.30	<0.12	<0.12	<0.12	<0.12
1,2-Dichloroethane	5	<0.50	<0.50	<0.50	<0.50	<0.50	<0.50	<0.27	<0.27	<0.27	<0.27
1,1,2-Trichloroethane	5	<0.30	<0.30	<0.30	<0.30	<0.30	<0.30	<0.18	<0.18	<0.18	<0.18
Vinyl Chloride	0.2	<1.0	<1.0	<1.0	<1.0	<1.0	<1.0	<0.11	<0.11	<0.11	<0.11
Chloroethane	400	<1.0	<1.0	<1.0	<1.0	<1.0	<1.0	<0.24	<0.24	<0.24	<0.24
Chloromethane	30	<2.0	<2.0	<2.0	<2.0	<2.0	<2.0	<0.090	<0.090	<0.090	<0.090
Methylene Chloride	5	<5.0	<5.0	BJ ^{1.2}	<5.0	<5.0	<5.0	<0.45	<0.45	<0.45	<0.45
1,3,5-Trimethylbenzene	480	<0.80	<0.80	<0.80	<0.80	<0.80	<0.80	<0.17	<0.17	2.8	<0.17

D- Quantified on sample dilution.

B- Parameter was detected in the method blank.

NA- Not Analyzed

BDL- Below the Detection Limit

** Sample was received with air bubbles in both sample bottles.

* Two compounds saturated. Sample was not diluted further.

Dilutions were performed using EPA SW846 method 8260.

P/NP- Present/Not Present

J- Result is less than the LOQ but greater than the LOD

¹ Duplicate

NS- Not Sampled

Indicates Detection

MW-50S (cont.)

PARAMETER	Enforcement Standard	2002		2003		2004		2005		2006	2007	2008
		JUNE	JAN.'03	JULY	JAN. '04	JULY	DEC.	JUNE	DEC.	JUNE	JUNE	JUNE
Dichlorodifluoromethane (Freon 12)	1000	<0.14	<0.14	<0.14	<0.14	<2.0	<0.40	<0.60	<0.60	<0.29	<0.40	<0.40
Trichlorofluoromethane (Freon 11)	3490	<0.51	<0.51	<0.51	<0.51	<1.0	<0.50	<0.50	<0.50	<0.70	<0.40	<0.40
1,1-Dichloroethane	850	<0.26	<0.26	<0.26	<0.26	<0.50	<0.50	<0.50	<0.50	<0.40	<0.40	<0.40
trans-1,2-Dichloroethene	100	<0.11	<0.11	<0.11	<0.11	<0.50	<0.50	<0.60	<0.60	<0.40	<0.50	<0.50
Chloroform	6	<0.18	<0.18	<0.18	<0.18	<0.50	<0.25	<0.50	<0.50	<0.50	<0.22	<0.22
1,1,1-Trichloroethane	200	<0.19	<0.19	<0.19	<0.19	<0.50	<0.50	<0.60	<0.60	<0.50	<0.60	<0.60
Trichloroethene	5	<0.14	<0.14	<0.14	<0.14	<0.50	<0.15	<0.15	<0.15	<0.15	<0.15	<0.15
Tetrachloroethene	5	<0.13	<0.13	<0.13	<0.13	<0.50	<0.40	<0.40	<0.40	<0.29	<0.40	<0.40
Benzene	5	<0.15	<0.15	<0.15	<0.15	<0.50	<0.40	<0.40	<0.40	<0.40	<0.16	<0.16
1,1-Dichloroethene	7	<0.10	<0.10	<0.10	<0.10	<0.50	<0.30	<0.50	<0.50	<0.30	<0.40	<0.40
cis-1,2-Dichloroethene	70	<0.12	<0.12	<0.12	<0.12	<0.50	<0.25	<0.60	<0.60	<0.40	<0.40	<0.40
1,2-Dichloroethane	5	<0.27	<0.27	<0.27	<0.27	<0.50	<0.40	<0.50	<0.50	<0.50	<0.30	<0.30
1,1,2-Trichloroethane	5	<0.18	<0.18	<0.18	<0.18	<0.50	<0.40	<0.40	<0.40	<0.50	<0.50	<0.50
Vinyl Chloride	0.2	<0.11	<0.11	<0.11	<0.11	<0.50	<0.12	<0.12	<0.12	<0.15	<0.15	<0.15
Chloroethane	400	<0.24	<0.24	<0.24	<0.24	<1.0	<0.50	<0.70	<0.70	<0.60	<0.40	<0.40
Chloromethane	30	<0.090	<0.090	<0.090	<0.090	<1.0	<0.30	<0.24	<0.24	<0.30	<0.30	<0.30
Methylene Chloride	5	<0.45	<0.45	<0.45	<0.45	<5.0	<0.50	<0.40	<0.40	<1.0	<0.50	<0.50
1,3,5-Trimethylbenzene	480	<0.17	<0.17	<0.17	<0.17	<0.50	<0.30	<0.50	<0.50	<0.40	<0.19	<0.19

PARAMETER	Enforcement Standard	2009	2010	2013
		JUNE	JUNE	JUNE
Dichlorodifluoromethane (Freon 12)	1000	<1.0	<0.30	<0.40
Trichlorofluoromethane (Freon 11)	3490	<1.0	<0.14	<0.13
1,1-Dichloroethane	850	<1.0	<0.080	<0.50
trans-1,2-Dichloroethene	100	<1.0	<0.11	<0.24
Chloroform	6	<1.0	<0.090	<0.27
1,1,1-Trichloroethane	200	<1.0	<0.090	<0.50
Trichloroethene	5	<1.0	<0.14	<0.12
Tetrachloroethene	5	<1.0	<0.15	<0.29
Benzene	5	<1.0	<0.080	<0.24
1,1-Dichloroethene	7	<1.0	<0.20	<0.24
cis-1,2-Dichloroethene	70	<1.0	<0.23	<0.23
1,2-Dichloroethane	5	<1.0	<0.080	<0.22
1,1,2-Trichloroethane	5	<1.0	<0.11	<0.16
Vinyl Chloride	0.2	<0.40	<0.11	<0.14
Chloroethane	400	<1.0	<0.32	<0.50
Chloromethane	30	<4.0	<0.36	<2.0
Methylene Chloride	5	<4.0	<2.0	<2.0
1,3,5-Trimethylbenzene	480	<0.40	<0.10	<0.50

D- Quantified on sample dilution.

B- Parameter was detected in the method blank.

NA- Not Analyzed

BDL- Below the Detection Limit

** Sample was received with air bubbles in both sample bottles.

* Two compounds saturated. Sample was not diluted further.

Dilutions were performed using EPA SW846 method 8260.

P/NP- Present/Not Present

J- Result is less than the LOQ but greater than the LOD

¹ Duplicate

NS- Not Sampled

 Indicates Detection

MW-50D

PARAMETER	Enforcement Standard	1996	1998	1999	2001	2002		2003		2004	
		DEC.	DEC.	DEC.	DEC.	JUNE	JAN.'03	JULY	JAN. '04	JULY	DEC.
Dichlorodifluoromethane (Freon 12)	1000	<2.0	<2.0	<2.0	<0.14	<0.14	<0.14	<0.14	<0.14	<2.0	<0.40
Trichlorofluoromethane (Freon 11)	3490	<1.0	<1.0	<1.0	<0.51	<0.51	<0.51	<0.51	<0.51	<1.0	<0.50
1,1-Dichloroethane	850	<0.30	<0.30	<0.30	<0.26	<0.26	<0.26	<0.26	<0.26	<0.50	<0.50
trans-1,2-Dichloroethene	100	<0.30	<0.30	<0.30	<0.11	<0.11	<0.11	<0.11	<0.11	<0.50	<0.50
Chloroform	6	<0.30	<0.30	<0.30	<0.18	<0.18	<0.18	<0.18	<0.18	<0.50	<0.25
1,1,1-Trichloroethane	200	<0.25	<0.25	<0.25	<0.19	<0.19	<0.19	<0.19	<0.19	<0.50	<0.50
Trichloroethene	5	<0.30	<0.30	<0.30	<0.14	<0.14	<0.14	<0.14	<0.14	<0.50	<0.15
Tetrachloroethene	5	<0.40	<0.40	<0.40	<0.13	<0.13	<0.13	<0.13	<0.13	<0.50	<0.40
Benzene	5	<0.30	<0.30	<0.30	<0.15	<0.15	<0.15	<0.15	<0.15	<0.50	<0.40
1,1-Dichloroethene	7	<0.20	<0.20	<0.20	<0.10	<0.10	<0.10	<0.10	<0.10	<0.50	<0.30
cis-1,2-Dichloroethene	70	<0.30	<0.30	<0.30	<0.12	<0.12	<0.12	<0.12	<0.12	<0.50	<0.25
1,2-Dichloroethane	5	<0.50	<0.50	<0.50	<0.27	<0.27	<0.27	<0.27	<0.27	<0.50	<0.40
1,1,2-Trichloroethane	5	<0.30	<0.30	<0.30	<0.18	<0.18	<0.18	<0.18	<0.18	<0.50	<0.40
Vinyl Chloride	0.2	<1.0	<1.0	<1.0	<0.11	<0.11	<0.11	<0.11	<0.11	<0.50	<0.12
Chloroethane	400	<1.0	<1.0	<1.0	<0.24	<0.24	<0.24	<0.24	<0.24	<1.0	<0.50
Chloromethane	30	<2.0	<2.0	<2.0	<0.090	<0.090	<0.090	<0.090	<0.090	<1.0	<0.30

PARAMETER	Enforcement Standard	2005		2006	2007	2008	2009	2010	2013
		JUNE	DEC.	JUNE	JUNE	JUNE	JUNE	JUNE	JUNE
Dichlorodifluoromethane (Freon 12)	1000	<0.60	<0.60	<0.29	Not Sampled	Not Sampled	<1.0	<0.30	<0.40
Trichlorofluoromethane (Freon 11)	3490	<0.50	<0.50	<0.70			<1.0	<0.14	<0.13
1,1-Dichloroethane	850	<0.50	<0.50	<0.40			<1.0	<0.080	<0.50
trans-1,2-Dichloroethene	100	<0.60	<0.60	<0.40			<1.0	<0.11	<0.24
Chloroform	6	<0.50	<0.50	<0.50			<1.0	<0.090	<0.27
1,1,1-Trichloroethane	200	<0.60	<0.60	<0.50			<1.0	<0.090	<0.50
Trichloroethene	5	<0.15	<0.15	J ^{0.42}			<1.0	<0.14	<0.12
Tetrachloroethene	5	<0.40	<0.40	<0.29			<1.0	<0.15	<0.29
Benzene	5	<0.40	<0.40	<0.40			<1.0	<0.080	<0.24
1,1-Dichloroethene	7	<0.50	<0.50	<0.30			<1.0	<0.20	<0.24
cis-1,2-Dichloroethene	70	<0.60	<0.60	<0.40			<1.0	<0.23	<0.23
1,2-Dichloroethane	5	<0.50	<0.50	<0.50			<1.0	<0.080	<0.22
1,1,2-Trichloroethane	5	<0.40	<0.40	<0.50			<1.0	<0.11	<0.16
Vinyl Chloride	0.2	<0.12	<0.12	<0.15			<0.40	<0.11	<0.14
Chloroethane	400	<0.70	<0.70	<0.60			<1.0	<0.32	<0.50
Chloromethane	30	<0.24	<0.24	<0.30			<4.0	<0.36	<2.0

D- Quantified on sample dilution.

B- Parameter was detected in the method blank.

NA- Not Analyzed

BDL- Below the Detection Limit

** Sample was received with air bubbles in both sample bottles.

* Two compounds saturated. Sample was not diluted further.

Dilutions were performed using EPA SW846 method 8260.

P/NP- Present/Not Present

J- Result is less than the LOQ but greater than the LOD

¹ Duplicate

NS- Not Sampled

Indicates Detection

MW-51

PARAMETER	Enforcement Standard	1995	1996		1998		1999		2000		2001	
		DEC.	JUNE	DEC.	JUNE	DEC.	JUNE	DEC.	JUNE	DEC.	JUNE	DEC.
Dichlorodifluoromethane (Freon 12)	1000	<2.0	<2.0	J ^{0.56}	<2.0	<2.0	<2.0	<2.0	<0.14	<0.14	J ^{0.48}	J ^{0.49}
Trichlorofluoromethane (Freon 11)	3490	J ^{0.80}	<1.0	<1.0	<1.0	<1.0	<1.0	<1.0	<0.51	<0.51	<0.51	<0.51
1,1-Dichloroethane	850	<0.30	<0.30	<0.30	<0.30	<0.30	<0.30	<0.30	<0.26	<0.26	<0.26	<0.26
trans-1,2-Dichloroethene	100	<0.30	<0.30	<0.30	<0.30	<0.30	<0.30	<0.30	<0.11	<0.11	<0.11	<0.11
Chloroform	6	<0.30	<0.30	<0.30	<0.30	<0.30	<0.30	<0.30	<0.18	<0.18	<0.18	<0.18
1,1,1-Trichloroethane	200	<0.25	<0.25	<0.25	<0.25	<0.25	<0.25	<0.25	<0.19	<0.19	<0.19	<0.19
Trichloroethene	5	0.71	J ^{0.19}	0.30	0.38	0.45	0.47	0.58	0.76	0.50	0.84	0.72
Tetrachloroethene	5	<0.40	<0.40	<0.40	<0.40	<0.40	<0.40	<0.40	<0.13	<0.13	J ^{0.13}	<0.13
Benzene	5	<0.30	<0.30	<0.30	<0.30	<0.30	<0.30	<0.30	<0.15	<0.15	<0.15	<0.15
1,1-Dichloroethene	7	<0.20	<0.20	<0.20	<0.20	<0.20	<0.20	<0.20	<0.10	<0.10	<0.10	<0.10
cis-1,2-Dichloroethene	70	<0.30	<0.30	<0.30	<0.30	<0.30	<0.30	<0.30	<0.12	<0.12	<0.12	<0.12
1,2-Dichloroethane	5	<0.50	<0.50	<0.50	<0.50	<0.50	<0.50	<0.50	<0.27	<0.27	<0.27	<0.27
1,1,2-Trichloroethane	5	<0.30	<0.30	<0.30	<0.30	<0.30	<0.30	<0.30	<0.18	<0.18	<0.18	<0.18
Vinyl Chloride	0.2	<1.0	<1.0	<1.0	<1.0	<1.0	<1.0	<1.0	<0.11	<0.11	<0.11	<0.11
Chloroethane	400	<1.0	<1.0	<1.0	<1.0	<1.0	<1.0	J ^{0.35}	<0.24	<0.24	<0.24	<0.24
Chloromethane	30	BJ ^{0.30}	<2.0	<2.0	<2.0	<2.0	<2.0	<2.0	<0.090	<0.090	<0.090	<0.090
Naphthalene	100	<0.40	<0.40	<0.40	<0.40	<0.40	<0.40	<0.40	J ^{0.37}	<0.18	<0.18	<0.18
n-Propyl benzene	No Standard	<0.40	<0.40	<0.40	<0.40	<0.40	<0.40	<0.40	<0.16	<0.16	J ^{0.28}	<0.16

PARAMETER	Enforcement Standard	2002		2003		2004		2005		2006	2007	2008
		JUNE	JAN.'03	JULY	JAN.'04	JULY	DEC.	JUNE	DEC.	JUNE	JUNE	JUNE
Dichlorodifluoromethane (Freon 12)	1000	<0.14	<0.14	No Sample	<0.14	<2.0	<0.40	<0.60	<0.60	<0.29	<0.40	<0.40
Trichlorofluoromethane (Freon 11)	3490	<0.51	<0.51		<0.51	J ^{0.21}	<0.50	<0.50	<0.50	<0.70	<0.40	<0.40
1,1-Dichloroethane	850	<0.26	<0.26		<0.26	<0.50	<0.50	<0.50	<0.50	<0.40	<0.40	<0.40
trans-1,2-Dichloroethene	100	<0.11	<0.11		<0.11	<0.50	<0.50	<0.60	<0.60	<0.40	<0.50	<0.50
Chloroform	6	<0.18	<0.18		<0.18	<0.50	<0.25	<0.50	<0.50	<0.50	<0.22	<0.22
1,1,1-Trichloroethane	200	<0.19	<0.19		<0.19	<0.50	<0.50	<0.60	<0.60	<0.50	<0.60	<0.60
Trichloroethene	5	0.62	<0.14		0.63	0.89	0.82	0.83	0.85	0.98	0.99	0.87
Tetrachloroethene	5	<0.13	<0.13		<0.13	<0.50	<0.40	<0.40	<0.40	<0.29	<0.40	<0.40
Benzene	5	<0.15	<0.15		<0.15	<0.50	<0.40	<0.40	<0.40	<0.40	<0.16	<0.16
1,1-Dichloroethene	7	<0.10	<0.10		<0.10	<0.50	<0.30	<0.50	<0.50	<0.30	<0.40	<0.40
cis-1,2-Dichloroethene	70	<0.12	<0.12		<0.12	<0.50	<0.25	<0.60	<0.60	<0.40	<0.40	<0.40
1,2-Dichloroethane	5	<0.27	<0.27		<0.27	<0.50	<0.40	<0.50	<0.50	<0.50	<0.30	<0.30
1,1,2-Trichloroethane	5	<0.18	<0.18		<0.18	<0.50	<0.40	<0.40	<0.40	<0.50	<0.50	<0.50
Vinyl Chloride	0.2	<0.11	<0.11		<0.11	<0.50	<0.12	<0.12	<0.12	<0.15	<0.15	<0.15
Chloroethane	400	J ^{0.47}	<0.24		<0.24	<1.0	<0.50	<0.70	<0.70	<0.60	<0.40	<0.40
Chloromethane	30	<0.090	<0.090		<0.090	<1.0	<0.30	<0.24	<0.24	<0.30	<0.30	<0.30
Naphthalene	100	<0.18	<0.18	<0.18	<0.50	<0.50	<0.60	<0.60	<0.70	<0.60	<0.60	
n-Propyl benzene	No Standard	<0.16	<0.16	<0.16	<0.50	<0.30	<0.40	<0.40	<0.40	<0.20	<0.20	

D- Quantified on sample dilution.

B- Parameter was detected in the method blank.

NA- Not Analyzed

BDL- Below the Detection Limit

** Sample was received with air bubbles in both sample bottles.

* Two compounds saturated. Sample was not diluted further.

Dilutions were performed using EPA SW846 method 8260.

P/NP- Present/Not Present

J- Result is less than the LOQ but greater than the LOD

¹ Duplicate

NS- Not Sampled

Indicates Detection

MW-51 (cont.)

PARAMETER	Enforcement Standard	2009	2010	2011	2012	2013	2014	2015	2016	2017	2018
		JUNE	JUNE	JUNE	JUNE	JUNE	JUNE	JUNE	JUNE	JUNE	JUNE
Dichlorodifluoromethane (Freon 12)	1000	<1.0	<0.30	<0.23	<0.20	<0.40	<0.50	<0.49	<0.075	<0.23	<0.23
Trichlorofluoromethane (Freon 11)	3490	<1.0	<0.14	<0.30	J ^{0.13}	<0.13	<0.22	<0.18	J ^{0.15}	<0.33	<0.23
1,1-Dichloroethane	850	<1.0	<0.080	<0.23	<0.11	<0.50	<0.16	<0.22	<0.055	<0.17	<0.17
trans-1,2-Dichloroethene	100	<1.0	<0.11	<0.21	<0.14	<0.24	<0.23	<0.21	<0.15	<0.16	<0.12
Chloroform	6	<1.0	<0.090	<0.34	<0.10	<0.27	<0.16	<0.27	<0.21	<0.21	<0.45
1,1,1-Trichloroethane	200	<1.0	<0.090	<0.26	<0.19	<0.50	<0.26	<0.20	<0.057	<0.17	<0.14
Trichloroethene	5	J ^{0.81}	J ^{0.81}	J ^{0.78}	J ^{0.63}	0.60	1.2	0.54	0.61	0.40	0.82
Tetrachloroethene	5	<1.0	<0.15	<0.26	<0.13	<0.29	<0.16	<0.19	J ^{0.59}	<0.25	<0.17
Benzene	5	<1.0	<0.080	<0.36	<0.053	<0.24	<0.15	<0.21	<0.042	<0.16	<0.10
1,1-Dichloroethene	7	<1.0	<0.20	<0.47	<0.19	<0.24	<0.20	<0.22	<0.12	<0.28	<0.16
cis-1,2-Dichloroethene	70	<1.0	<0.23	<0.37	<0.085	<0.23	<0.13	<0.25	<0.069	<0.12	<0.15
1,2-Dichloroethane	5	<1.0	<0.080	<0.23	<0.37	<0.22	<0.16	<0.17	J ^{0.12}	<0.17	<0.22
1,1,2-Trichloroethane	5	<1.0	<0.11	<0.38	<0.015	<0.16	<0.13	<0.24	<0.064	<0.15	<0.18
Vinyl Chloride	0.2	<0.40	<0.11	<0.17	<0.16	<0.14	<0.20	<0.15	<0.084	<0.069	<0.092
Chloroethane	400	<1.0	<0.32	<0.32	<0.22	<0.50	<0.24	<0.34	<0.12	<0.34	<0.49
Chloromethane	30	<4.0	<0.36	<0.36	<0.41	<2.0	<0.34	<0.64	<0.080	<0.25	<0.16
Naphthalene	100	<4.0	<0.41	<0.57	<0.068	<2.0	J ^{2.6}	<0.14	<0.064	<0.20	<0.48
n-Propyl benzene	No Standard	<1.0	<0.10	<0.42	<0.078	<0.50	<0.50	<0.21	<0.049	<0.23	<0.10

D- Quantified on sample dilution.

B- Parameter was detected in the method blank.

NA- Not Analyzed

BDL- Below the Detection Limit

** Sample was received with air bubbles in both sample bottles.

* Two compounds saturated. Sample was not diluted further.

Dilutions were performed using EPA SW846 method 8260.

P/NP- Present/Not Present

J- Result is less than the LOQ but greater than the LOD

¹ Duplicate

NS- Not Sampled

Indicates Detection

MW-52

PARAMETER	Enforcement Standard	1992		1993		1994		1995		1996	
		JUNE	DEC.	JUNE	DEC.	JUNE	DEC.	JUNE	DEC.	JUNE	DEC.
Dichlorodifluoromethane (Freon 12)	1000	<5.0	<5.0	<5.0	<5.0	<5.0	<5.0	<5.0	<2.0	J ^{0.59}	
Trichlorofluoromethane (Freon 11)	3490	<1.0	<1.0	<1.0	<1.0	<1.0	<1.0	<1.0	J ^{0.86}	<1.0	<1.0
1,1-Dichloroethane	850	<0.50	<0.50	<0.50	<0.50	<0.50	<0.50	<0.50	<0.30	<0.30	<0.30
trans-1,2-Dichloroethene	100	<0.60	<0.60	<0.60	<0.60	<0.60	<0.60	<0.60	<0.30	<0.30	<0.30
Chloroform	6	<0.20	<0.20	<0.20	<0.20	<0.20	<0.20	<0.20	<0.30	<0.30	<0.30
1,1,1-Trichloroethane	200	<0.20	<0.20	<0.20	0.26	<0.20	<0.20	<0.20	1.1	<0.25	<0.25
Trichloroethene	5	<0.40	<0.40	<0.40	0.54	<0.40	<0.40	<0.40	0.93	0.38	0.36
Tetrachloroethene	5	<1.0	<0.40	<0.40	<0.40	<0.40	<0.40	<0.40	J ^{0.18}	<0.40	<0.40
Benzene	5	<0.30	<0.30	<0.30	<0.30	<0.30	<0.30	<0.30	<0.30	<0.30	<0.30
1,1-Dichloroethene	7	<2.0	<0.20	<0.20	0.43	<0.20	<0.20	<0.20	<0.20	<0.20	<0.20
cis-1,2-Dichloroethene	70	<0.20	<0.20	<0.20	<0.20	<0.20	<0.20	<0.20	<0.30	<0.30	<0.30
1,2-Dichloroethane	5	<0.30	<0.30	<0.30	<0.30	<0.30	<0.30	<0.30	<0.50	<0.50	<0.50
1,1,2-Trichloroethane	5	<1.0	<0.30	<0.30	<0.30	<0.30	<0.30	<0.30	<0.30	<0.30	<0.30
Vinyl Chloride	0.2	<1.0	<1.0	<1.0	<1.0	<1.0	<1.0	<1.0	<1.0	<1.0	<1.0
Chloroethane	400	<1.0	<1.0	<1.0	<1.0	<1.0	<1.0	<1.0	<1.0	<1.0	<1.0
Chloromethane	30	<2.0	<2.0	<2.0	<2.0	<2.0	<2.0	<2.0	BJ ^{0.37}	<2.0	<2.0

PARAMETER	Enforcement Standard	1997		1998		1999		2000		2001	
		JUNE	NOV.	JUNE	DEC.	JUNE	DEC.	JUNE	DEC.	JUNE	DEC.
Dichlorodifluoromethane (Freon 12)	1000	<2.0	<2.0	<2.0	<2.0	<2.0	<2.0	<0.14	<0.14	J ^{0.48}	<0.14
Trichlorofluoromethane (Freon 11)	3490	<1.0	<1.0	<1.0	<1.0	J ^{0.50}	<1.0	<0.51	<0.51	<0.51	<0.51
1,1-Dichloroethane	850	<0.30	<0.30	<0.30	<0.30	<0.30	<0.30	<0.26	<0.26	<0.26	<0.26
trans-1,2-Dichloroethene	100	<0.30	<0.30	<0.30	<0.30	<0.30	<0.30	<0.11	<0.11	<0.11	<0.11
Chloroform	6	<0.30	<0.30	<0.30	<0.30	<0.30	<0.30	<0.18	<0.18	<0.18	<0.18
1,1,1-Trichloroethane	200	<0.25	<0.25	<0.25	<0.25	<0.25	<0.25	<0.19	<0.19	<0.19	<0.19
Trichloroethene	5	0.39	0.52	0.48	0.49	0.53	0.56	0.57	J ^{0.28}	0.71	0.47
Tetrachloroethene	5	<0.40	<0.40	<0.40	<0.40	<0.40	<0.40	<0.13	<0.13	<0.13	<0.13
Benzene	5	<0.30	<0.30	<0.30	<0.30	<0.30	<0.30	<0.15	<0.15	<0.15	<0.15
1,1-Dichloroethene	7	<0.20	<0.20	<0.20	<0.20	<0.20	<0.20	<0.10	<0.10	<0.10	<0.10
cis-1,2-Dichloroethene	70	<0.30	<0.30	<0.30	<0.30	<0.30	<0.30	<0.12	<0.12	<0.12	<0.12
1,2-Dichloroethane	5	<0.50	<0.50	<0.50	<0.50	<0.50	<0.50	<0.27	<0.27	<0.27	<0.27
1,1,2-Trichloroethane	5	<0.30	<0.30	<0.30	<0.30	<0.30	<0.30	<0.18	<0.18	<0.18	<0.18
Vinyl Chloride	0.2	<1.0	<1.0	<1.0	<1.0	<1.0	<1.0	<0.11	<0.11	<0.11	<0.11
Chloroethane	400	J ^{0.46}	<1.0	<1.0	<1.0	<1.0	J ^{0.45}	<0.24	<0.24	<0.24	<0.24
Chloromethane	30	<2.0	<2.0	<2.0	<2.0	<2.0	<2.0	<0.090	<0.090	<0.090	<0.090

D- Quantified on sample dilution.

B- Parameter was detected in the method blank.

NA- Not Analyzed

BDL- Below the Detection Limit

** Sample was received with air bubbles in both sample bottles.

* Two compounds saturated. Sample was not diluted further.

Dilutions were performed using EPA SW846 method 8260.

P/NP- Present/Not Present

J- Result is less than the LOQ but greater than the LOD

¹ Duplicate

NS- Not Sampled

Indicates Detection

MW-52 (cont.)

PARAMETER	Enforcement Standard	2002		2003		2004		2005		2006	2007
		JUNE	JAN.'03	JULY	JAN. '04	JULY	DEC.	JUNE	DEC.	JUNE	JUNE
Dichlorodifluoromethane (Freon 12)	1000	<0.14	<0.14	<0.14	<0.14	<2.0	<0.40	<0.60	<0.60	<0.29	<0.40
Trichlorofluoromethane (Freon 11)	3490	<0.51	<0.51	<0.51	<0.51	J ^{0.19}	<0.50	<0.50	<0.50	<0.70	<0.40
1,1-Dichloroethane	850	<0.26	<0.26	<0.26	<0.26	<0.50	<0.50	<0.50	<0.50	<0.40	<0.40
trans-1,2-Dichloroethene	100	<0.11	<0.11	<0.11	<0.11	<0.50	<0.50	<0.60	<0.60	<0.40	<0.50
Chloroform	6	<0.18	<0.18	<0.18	<0.18	<0.50	<0.25	<0.50	<0.50	<0.50	<0.22
1,1,1-Trichloroethane	200	<0.19	<0.19	<0.19	<0.19	<0.50	<0.50	<0.60	<0.60	<0.50	<0.60
Trichloroethene	5	0.50	<0.14	0.68	0.55	0.69	0.68	0.65	0.58	0.82	0.67
Tetrachloroethene	5	<0.13	<0.13	J ^{0.13}	<0.13	<0.50	<0.40	<0.40	<0.40	<0.29	<0.40
Benzene	5	<0.15	<0.15	<0.15	<0.15	<0.50	<0.40	<0.40	<0.40	<0.40	<0.16
1,1-Dichloroethene	7	<0.10	<0.10	<0.10	<0.10	<0.50	<0.30	<0.50	<0.50	<0.30	<0.40
cis-1,2-Dichloroethene	70	<0.12	<0.12	<0.12	<0.12	<0.50	<0.25	<0.60	<0.60	<0.40	<0.40
1,2-Dichloroethane	5	<0.27	<0.27	<0.27	<0.27	<0.50	<0.40	<0.50	<0.50	<0.50	<0.30
1,1,2-Trichloroethane	5	<0.18	<0.18	<0.18	<0.18	<0.50	<0.40	<0.40	<0.40	<0.50	<0.50
Vinyl Chloride	0.2	<0.11	<0.11	<0.11	<0.11	<0.50	<0.12	<0.12	<0.12	<0.15	<0.15
Chloroethane	400	J ^{0.47}	<0.24	<0.24	<0.24	<1.0	<0.50	<0.70	<0.70	<0.60	<0.40
Chloromethane	30	<0.090	<0.090	<0.090	<0.090	<1.0	<0.30	<0.24	<0.24	<0.30	<0.30

PARAMETER	Enforcement Standard	2008	2009	2010	2011	2012	2013	2014		2015	2016
		JUNE	JUNE	JUNE	JUNE	JUNE	JUNE	JUNE	JUNE (re-run)	JUNE	JUNE
Dichlorodifluoromethane (Freon 12)	1000	<0.40	<1.0	<0.30	<0.23	<0.20	<0.40	<0.50	<0.50	<0.49	<0.075
Trichlorofluoromethane (Freon 11)	3490	<0.40	<1.0	<0.14	<0.30	<0.13	<0.13	<0.22	<0.22	<0.18	<0.055
1,1-Dichloroethane	850	<0.40	<1.0	<0.080	<0.23	<0.11	<0.50	<0.16	<0.16	<0.22	<0.055
trans-1,2-Dichloroethene	100	<0.50	<1.0	<0.11	<0.21	<0.14	<0.24	<0.23	<0.23	<0.21	<0.15
Chloroform	6	<0.22	<1.0	<0.090	<0.34	<0.10	<0.27	<0.16	<0.16	<0.27	<0.21
1,1,1-Trichloroethane	200	<0.60	<1.0	<0.090	<0.26	<0.19	<0.50	<0.26	<0.26	<0.20	<0.057
Trichloroethene	5	0.68	J ^{0.70}	<0.14	J ^{0.54}	J ^{0.40}	J ^{0.35}	0.68	0.81	0.43	J ^{0.39}
Tetrachloroethene	5	<0.40	<1.0	<0.15	<0.26	<0.13	<0.29	<0.16	<0.16	<0.19	<0.13
Benzene	5	<0.16	<1.0	<0.080	<0.36	<0.053	<0.24	<0.15	<0.15	<0.21	<0.042
1,1-Dichloroethene	7	<0.40	<1.0	<0.20	<0.47	<0.19	<0.24	<0.20	<0.20	<0.22	<0.12
cis-1,2-Dichloroethene	70	<0.40	<1.0	<0.23	<0.37	<0.085	<0.23	<0.13	<0.13	<0.25	<0.069
1,2-Dichloroethane	5	<0.30	<1.0	<0.080	<0.23	<0.37	<0.22	<0.13	<0.13	<0.17	J ^{0.11}
1,1,2-Trichloroethane	5	<0.50	<1.0	<0.11	<0.38	<0.015	<0.16	<0.13	<0.13	<0.24	<0.064
Vinyl Chloride	0.2	<0.15	<0.40	<0.11	<0.17	<0.16	<0.14	<0.20	<0.20	<0.15	<0.084
Chloroethane	400	<0.40	<1.0	<0.32	<0.32	<0.22	<0.50	<0.24	<0.24	<0.34	<0.12
Chloromethane	30	<0.30	<4.0	<0.36	<0.36	<0.41	<2.0	<0.34	<0.34	<0.64	<0.080

D- Quantified on sample dilution.

B- Parameter was detected in the method blank.

NA- Not Analyzed

BDL- Below the Detection Limit

** Sample was received with air bubbles in both sample bottles.

* Two compounds saturated. Sample was not diluted further.

Dilutions were performed using EPA SW846 method 8260.

P/NP- Present/Not Present

J- Result is less than the LOQ but greater than the LOD

¹ Duplicate

NS- Not Sampled

Indicates Detection

MW-52 (cont.)

PARAMETER	Enforcement Standard	2017	2018
		JUNE	JUNE
Dichlorodifluoromethane (Freon 12)	1000	<0.23	<0.23
Trichlorofluoromethane (Freon 11)	3490	<0.33	<0.23
1,1-Dichloroethane	850	<0.17	<0.17
trans-1,2-Dichloroethene	100	<0.16	<0.12
Chloroform	6	<0.21	<0.45
1,1,1-Trichloroethane	200	<0.17	<0.14
Trichloroethene	5	0.44	0.77
Tetrachloroethene	5	<0.25	<0.17
Benzene	5	<0.16	<0.10
1,1-Dichloroethene	7	<0.28	<0.16
cis-1,2-Dichloroethene	70	<0.12	<0.15
1,2-Dichloroethane	5	<0.17	<0.22
1,1,2-Trichloroethane	5	<0.15	<0.18
Vinyl Chloride	0.2	<0.069	<0.092
Chloroethane	400	<0.34	<0.49
Chloromethane	30	<0.25	<0.16

D- Quantified on sample dilution.

B- Parameter was detected in the method blank.

NA- Not Analyzed

BDL- Below the Detection Limit

** Sample was received with air bubbles in both sample bottles.

* Two compounds saturated. Sample was not diluted further.


Dilutions were performed using EPA SW846 method 8260.

P/NP- Present/Not Present

J- Result is less than the LOQ but greater than the LOD

¹ Duplicate

NS- Not Sampled

 Indicates Detection

MW-53

PARAMETER	Enforcement Standard	1991		1992		1993		1994		1995	
		SEPT.	OCT.	JUNE	DEC.	JUNE	DEC.	JUNE	DEC.	JUNE	DEC.
Dichlorodifluoromethane (Freon 12)	1000	<5.0	<5.0	<5.0	<5.0	<5.0	<5.0	<5.0	<5.0	<5.0	<2.0
Trichlorofluoromethane (Freon 11)	3490	<1.0	1.0	<1.0	<1.0	2.4	1.9	2.4	1.2	1.7	1.1
1,1-Dichloroethane	850	<0.50	<0.50	<0.50	<0.50	<0.50	0.53	<0.50	<0.50	0.61	<0.30
trans-1,2-Dichloroethene	100	<0.60	<0.60	<0.60	<0.60	<0.60	<0.60	<0.60	<0.60	<0.60	<0.30
Chloroform	6	<0.20	<0.20	<0.20	<0.20	<0.20	<0.20	<0.20	<0.20	<0.20	<0.30
1,1,1-Trichloroethane	200	11	12	14	11	9.2	11	5.3	3.3	3.5	4.3
Trichloroethene	5	13	12	12	13	8	12	6.7	4.4	3.7	3.8
Tetrachloroethene	5	1.4	1.6	2.1	0.64	1.3	1.6	0.5	0.52	0.94	J ^{0.39}
Benzene	5	<0.30	<0.30	<0.30	<0.30	<0.30	<0.30	<0.30	<0.30	<0.30	<0.30
1,1-Dichloroethene	7	<0.20	<0.20	1.4	<0.20	0.38	0.99	<0.20	0.32	0.69	0.93
cis-1,2-Dichloroethene	70	<0.20	<0.20	<0.20	<0.20	<0.20	<0.20	<0.20	<0.20	<0.20	<0.30
1,2-Dichloroethane	5	<0.30	<0.30	<0.30	<0.30	<0.30	<0.30	<0.30	<0.30	<0.30	<0.50
1,1,2-Trichloroethane	5	<1.0	<1.0	<1.0	<0.30	<0.30	<0.30	<0.30	<0.30	<0.30	<0.30
Vinyl Chloride	0.2	<1.0	<1.0	<1.0	<1.0	<1.0	<1.0	<1.0	<1.0	<1.0	<1.0
Chloroethane	400	<1.0	2.4	<1.0	<1.0	<1.0	2.7	<1.0	<1.0	<1.0	<1.0
Chloromethane	30	<2.0	<2.0	<2.0	<2.0	<2.0	<2.0	<2.0	<2.0	<2.0	BJ ^{0.37}

PARAMETER	Enforcement Standard	1996		1997		1998		1999		2000	
		JUNE	DEC.	JUNE	NOV.	JUNE	DEC.	JUNE	DEC.	JUNE	DEC.
Dichlorodifluoromethane (Freon 12)	1000	<2.0	J ^{0.96}	J ^{0.36}	J ^{1.1}	<2.0	J ^{0.38}	<2.0	<2.0	<0.14	<0.14
Trichlorofluoromethane (Freon 11)	3490	1.5	1.6	1.2	1.3	J ^{0.86}	J ^{0.98}	J ^{0.64}	<0.51	<0.51	<0.51
1,1-Dichloroethane	850	<0.30	<0.30	<0.30	<0.30	<0.30	<0.30	<0.30	<0.30	<0.26	<0.26
trans-1,2-Dichloroethene	100	<0.30	<0.30	<0.30	<0.30	<0.30	<0.30	<0.30	<0.30	<0.11	<0.11
Chloroform	6	<0.30	<0.30	<0.30	<0.30	<0.30	<0.30	<0.30	<0.30	<0.18	<0.18
1,1,1-Trichloroethane	200	2.3	1.7	1.6	1.5	1.2	1.3	0.89	0.92	0.70	0.42
Trichloroethene	5	3.7	3.5	2.9	2.8	2.1	2.4	2.3	2.1	1.7	1.8
Tetrachloroethene	5	0.46	0.43	J ^{0.13}	<0.40	J ^{0.14}	J ^{0.13}	<0.40	<0.40	J ^{0.15}	<0.13
Benzene	5	<0.30	<0.30	<0.30	<0.30	<0.30	<0.30	<0.30	<0.30	<0.15	<0.15
1,1-Dichloroethene	7	<0.20	<0.20	<0.20	<0.20	<0.20	<0.20	<0.20	<0.20	<0.10	<0.10
cis-1,2-Dichloroethene	70	<0.30	<0.30	<0.30	<0.30	<0.30	<0.30	<0.30	<0.30	<0.12	<0.12
1,2-Dichloroethane	5	<0.50	<0.50	<0.50	<0.50	<0.50	<0.50	<0.50	<0.50	<0.27	<0.27
1,1,2-Trichloroethane	5	<0.30	<0.30	<0.30	<0.30	<0.30	<0.30	<0.30	<0.30	<0.18	<0.18
Vinyl Chloride	0.2	<1.0	<1.0	<1.0	<1.0	<1.0	<1.0	<1.0	<1.0	<0.11	<0.11
Chloroethane	400	<1.0	1.0	1.2	J ^{0.82}	J ^{0.72}	<1.0	<1.0	<1.0	<0.24	<0.24
Chloromethane	30	<2.0	<2.0	<2.0	<2.0	<2.0	J ^{0.73}	<2.0	<2.0	<0.090	<0.090

D- Quantified on sample dilution.

B- Parameter was detected in the method blank.

NA- Not Analyzed

BDL- Below the Detection Limit

** Sample was received with air bubbles in both sample bottles.

* Two compounds saturated. Sample was not diluted further.

Dilutions were performed using EPA SW846 method 8260.

P/NP- Present/Not Present

J- Result is less than the LOQ but greater than the LOD

¹ Duplicate

NS- Not Sampled

Indicates Detection

MW-53 (cont.)

PARAMETER	Enforcement Standard	2001		2002		2003		2004		
		JUNE	DEC.	JUNE	JAN.'03	JULY	JAN. '04	JUNE	SEPT.	DEC.
Dichlorodifluoromethane (Freon 12)	1000	J ^{0.46}	J ^{0.49}	<0.14	<0.14	<0.14	<0.14	<2.0	<0.40	<0.40
Trichlorofluoromethane (Freon 11)	3490	<0.51	<0.51	<0.51	<0.51	<0.51	<0.51	J ^{0.15}	<0.50	<0.50
1,1-Dichloroethane	850	<0.26	<0.26	<0.26	<0.26	<0.26	<0.26	<0.50	<0.50	<0.50
trans-1,2-Dichloroethene	100	<0.11	<0.11	<0.11	<0.11	<0.11	<0.11	<0.50	<0.50	<0.50
Chloroform	6	<0.18	<0.18	<0.18	<0.18	<0.18	<0.18	<0.50	<0.25	<0.25
1,1,1-Trichloroethane	200	0.59	J ^{0.24}	0.57	0.42	0.46	0.30	J ^{0.42}	<0.50	<0.50
Trichloroethene	5	2.0	1.7	1.6	0.87	1.5	1.1	1.6	1.2	1.4
Tetrachloroethene	5	J ^{0.27}	<0.13	<0.13	<0.13	J ^{0.23}	J ^{0.16}	J ^{0.22}	<0.40	<0.40
Benzene	5	<0.15	<0.15	<0.15	<0.15	<0.15	<0.15	<0.50	<0.40	<0.40
1,1-Dichloroethene	7	<0.10	<0.10	J ^{0.19}	<0.10	<0.10	<0.10	<0.50	<0.30	<0.30
cis-1,2-Dichloroethene	70	<0.12	<0.12	<0.12	<0.12	<0.12	<0.12	<0.50	<0.25	<0.25
1,2-Dichloroethane	5	<0.27	<0.27	<0.27	<0.27	<0.27	<0.27	<0.50	<0.40	<0.40
1,1,2-Trichloroethane	5	<0.18	<0.18	<0.18	<0.18	<0.18	<0.18	<0.50	<0.40	<0.40
Vinyl Chloride	0.2	<0.11	<0.11	<0.11	<0.11	<0.11	<0.11	<0.50	<0.12	<0.12
Chloroethane	400	<0.24	<0.24	<0.24	<0.24	<0.24	<0.24	<1.0	<0.50	<0.50
Chloromethane	30	<0.090	J ^{0.81}	<0.090	<0.090	<0.090	<0.090	<1.0	<0.30	<0.30

PARAMETER	Enforcement Standard	2005				2006				2007	
		MARCH	JUNE	SEPT.	DEC.	MARCH	JUNE	SEPT.	NOV.	JUNE	DEC
Dichlorodifluoromethane (Freon 12)	1000	<0.60	<0.60	<0.60	<0.60	<0.60	<0.29	<0.29	<0.29	<0.40	<0.40
Trichlorofluoromethane (Freon 11)	3490	<0.50	<0.50	<0.50	<0.50	<0.50	<0.70	<0.70	<0.70	<0.40	<0.40
1,1-Dichloroethane	850	<0.50	<0.50	<0.50	<0.50	<0.50	<0.40	<0.40	<0.40	<0.40	<0.40
trans-1,2-Dichloroethene	100	<0.60	<0.60	<0.60	<0.60	<0.60	<0.40	<0.40	<0.40	<0.50	<0.50
Chloroform	6	<0.50	<0.50	<0.50	<0.50	<0.50	<0.50	<0.50	<0.50	<0.22	<0.22
1,1,1-Trichloroethane	200	<0.60	<0.60	<0.60	<0.60	<0.60	<0.50	<0.50	<0.50	<0.60	<0.60
Trichloroethene	5	1.5	1.1	1.2	1.1	1.1	1.1	1.3	1.3	0.96	1.1
Tetrachloroethene	5	<0.40	<0.40	<0.40	<0.40	<0.40	<0.29	<0.29	<0.29	<0.40	<0.40
Benzene	5	<0.40	<0.40	<0.40	<0.40	<0.40	<0.40	<0.40	<0.40	<0.16	<0.16
1,1-Dichloroethene	7	<0.50	<0.50	<0.50	<0.50	<0.50	<0.30	<0.30	<0.30	<0.40	<0.40
cis-1,2-Dichloroethene	70	<0.60	<0.60	<0.60	<0.60	<0.60	<0.40	<0.40	<0.40	<0.40	<0.40
1,2-Dichloroethane	5	<0.50	<0.50	<0.50	<0.50	<0.50	<0.50	<0.50	<0.50	<0.30	<0.30
1,1,2-Trichloroethane	5	<0.40	<0.40	<0.40	<0.40	<0.40	<0.50	<0.50	<0.50	<0.50	<0.50
Vinyl Chloride	0.2	<0.12	<0.12	<0.12	<0.12	<0.12	<0.15	<0.15	<0.15	<0.15	<0.15
Chloroethane	400	<0.70	<0.70	<0.70	<0.70	<0.70	<0.60	<0.60	<0.60	<0.40	<0.40
Chloromethane	30	<0.24	<0.24	<0.24	<0.24	<0.24	<0.30	<0.30	<0.30	<0.30	<0.30

D- Quantified on sample dilution.

B- Parameter was detected in the method blank.

NA- Not Analyzed

BDL- Below the Detection Limit

** Sample was received with air bubbles in both sample bottles.

* Two compounds saturated. Sample was not diluted further.

Dilutions were performed using EPA SW846 method 8260.

P/NP- Present/Not Present

J- Result is less than the LOQ but greater than the LOD

¹ Duplicate

NS- Not Sampled

Indicates Detection

MW-53 (cont.)

PARAMETER	Enforcement Standard	2008		2009		2010		2011		2012	
		JUNE	DEC	JUNE	DEC	JUNE	DEC	JUNE	DEC	JUNE	DEC
Dichlorodifluoromethane (Freon 12)	1000	<0.40	<0.40	<1.0	<1.0	<0.30	<0.30	<0.23	<0.23	<0.20	<0.20
Trichlorofluoromethane (Freon 11)	3490	<0.40	<0.40	<1.0	<1.0	<0.14	<0.14	<0.30	<0.30	<0.13	<0.13
1,1-Dichloroethane	850	<0.40	<0.40	<1.0	<1.0	<0.080	<0.080	<0.23	<0.23	<0.11	<0.11
trans-1,2-Dichloroethene	100	<0.50	<0.50	<1.0	<1.0	<0.11	<0.11	<0.21	<0.21	<0.14	<0.15
Chloroform	6	<0.22	<0.22	<1.0	<1.0	<0.090	<0.090	<0.34	<0.34	<0.10	<0.50
1,1,1-Trichloroethane	200	<0.60	<0.60	<1.0	<1.0	<0.090	J ^{0.12}	<0.26	<0.26	<0.19	<0.19
Trichloroethene	5	1.1	0.8	1.1	<1.0	J ^{0.93}	J ^{0.78}	J ^{0.87}	J ^{0.80}	J ^{0.86}	J ^{0.65}
Tetrachloroethene	5	<0.40	<0.40	<1.0	<1.0	<0.15	<0.15	<0.26	<0.26	<0.13	<0.13
Benzene	5	<0.16	<0.16	<1.0	<1.0	<0.080	<0.080	<0.36	<0.36	<0.053	<0.062
1,1-Dichloroethene	7	<0.40	<0.40	<1.0	<1.0	<0.20	<0.20	<0.47	<0.47	<0.19	<0.19
cis-1,2-Dichloroethene	70	<0.40	<0.40	<1.0	<1.0	<0.23	<0.23	<0.37	<0.37	<0.085	<0.085
1,2-Dichloroethane	5	<0.30	<0.30	<1.0	<1.0	<0.080	<0.080	<0.23	<0.23	<0.37	<0.37
1,1,2-Trichloroethane	5	<0.50	<0.50	<1.0	<1.0	<0.11	<0.11	<0.38	<0.38	<0.015	<0.015
Vinyl Chloride	0.2	<0.15	<0.15	<0.40	<0.40	<0.11	<0.11	<0.17	<0.17	<0.16	<0.16
Chloroethane	400	<0.40	<0.40	<1.0	<1.0	<0.32	<0.32	<0.32	<0.32	<0.22	<0.22
Chloromethane	30	<0.30	<0.30	<4.0	<4.0	<0.36	<0.36	<0.36	<0.36	<0.41	<0.41

PARAMETER	Enforcement Standard	2013		2014		2015		2016		2017	
		JUNE	DEC	JUNE	DEC.	JUNE	DEC.	JUNE	DEC.	JUNE	DEC.
Dichlorodifluoromethane (Freon 12)	1000	<0.24	<0.40	<0.50	<0.50	<0.49	<0.49	<0.075	<0.23	<0.23	<0.22
Trichlorofluoromethane (Freon 11)	3490	<0.13	<0.13	<0.22	<0.22	<0.18	<0.18	<0.055	<0.33	<0.33	<0.18
1,1-Dichloroethane	850	<0.50	<0.50	<0.16	<0.16	<0.22	<0.22	<0.055	<0.17	<0.17	<0.24
trans-1,2-Dichloroethene	100	<0.24	<0.24	<0.23	<0.23	<0.21	<0.21	<0.15	<0.16	<0.16	<0.26
Chloroform	6	<0.27	<0.27	<0.16	<0.16	<0.27	<0.27	<0.21	<0.21	<0.21	<2.5
1,1,1-Trichloroethane	200	<0.50	<0.50	<0.26	<0.26	<0.20	<0.20	<0.057	<0.17	<0.17	<0.50
Trichloroethene	5	0.64	0.54	0.60	0.61	0.62	J ^{0.27}	0.43	J ^{0.37}	0.51	J ^{0.51}
Tetrachloroethene	5	<0.29	<0.29	<0.16	<0.16	<0.19	<0.19	<0.13	<0.25	<0.25	<0.50
Benzene	5	<0.24	<0.24	<0.15	<0.15	<0.21	<0.21	<0.042	<0.16	<0.16	<0.50
1,1-Dichloroethene	7	<0.24	<0.24	<0.20	<0.20	<0.22	<0.22	<0.12	<0.28	<0.28	<0.41
cis-1,2-Dichloroethene	70	<0.23	<0.23	<0.13	<0.13	<0.25	<0.25	<0.069	<0.12	<0.12	<0.26
1,2-Dichloroethane	5	<0.22	<0.22	<0.13	<0.13	<0.17	<0.17	J ^{0.90}	<0.17	<0.17	<0.17
1,1,2-Trichloroethane	5	<0.16	<0.16	<0.13	<0.13	<0.24	<0.24	<0.064	<0.15	<0.15	<0.20
Vinyl Chloride	0.2	<0.14	<0.14	<0.20	<0.20	<0.15	<0.15	<0.084	<0.069	<0.069	<0.18
Chloroethane	400	<0.50	<0.50	<0.24	<0.24	<0.34	<0.34	<0.12	<0.34	<0.34	<0.37
Chloromethane	30	<2.0	<2.0	<0.34	<0.34	<0.64	<0.64	<0.080	<0.25	<0.25	<0.50

D- Quantified on sample dilution.

B- Parameter was detected in the method blank.

NA- Not Analyzed

BDL- Below the Detection Limit

** Sample was received with air bubbles in both sample bottles.

* Two compounds saturated. Sample was not diluted further.

Dilutions were performed using EPA SW846 method 8260.

P/NP- Present/Not Present

J- Result is less than the LOQ but greater than the LOD

¹ Duplicate

NS- Not Sampled

Indicates Detection

MW-53 (cont.)

PARAMETER	Enforcement Standard	2018	
		JUNE	DEC.
Dichlorodifluoromethane (Freon 12)	1000	<0.23	<0.23
Trichlorofluoromethane (Freon 11)	3490	<0.23	<0.23
1,1-Dichloroethane	850	<0.17	<0.17
trans-1,2-Dichloroethene	100	<0.12	<0.24
Chloroform	6	<0.45	<0.45
1,1,1-Trichloroethane	200	<0.14	<0.14
Trichloroethene	5	0.68	J ^{0.38}
Tetrachloroethene	5	<0.17	<0.17
Benzene	5	<0.10	<0.10
1,1-Dichloroethene	7	<0.16	<0.16
cis-1,2-Dichloroethene	70	<0.15	<0.15
1,2-Dichloroethane	5	<0.22	<0.22
1,1,2-Trichloroethane	5	<0.18	<0.18
Vinyl Chloride	0.2	<0.092	<0.092
Chloroethane	400	<0.49	<0.49
Chloromethane	30	<0.16	<0.16

D- Quantified on sample dilution.

B- Parameter was detected in the method blank.

NA- Not Analyzed

BDL- Below the Detection Limit

** Sample was received with air bubbles in both sample bottles.

* Two compounds saturated. Sample was not diluted further.

Dilutions were performed using EPA SW846 method 8260.

P/NP- Present/Not Present

J- Result is less than the LOQ but greater than the LOD

¹ Duplicate

NS- Not Sampled

 Indicates Detection

MW-54

PARAMETER	Enforcement Standard	1991				1992		1993		1994		1995	
		OCT.	JUNE	JUNE ¹	DEC.	JUNE	DEC.	JUNE	DEC.	JUNE	JUNE	DEC.	
Dichlorodifluoromethane (Freon 12)	1000	<5.0	<5.0	<5.0	<5.0	<5.0	<5.0	<5.0	<5.0	<5.0	<5.0	<2.0	
Trichlorofluoromethane (Freon 11)	3490	<1.0	<1.0	<1.0	<1.0	<1.0	<1.0	<1.0	<1.0	<1.0	<1.0	<1.0	
1,1-Dichloroethane	850	5.5	3.9	4.8	2.6	3.8	2.9	<0.50	<0.50	1.1	1.1	1.2	
trans-1,2-Dichloroethene	100	<0.60	<0.60	<0.60	<0.60	<0.60	<0.60	<0.60	<0.60	<0.60	<0.60	<0.30	
Chloroform	6	<0.20	1.0	1.5	<0.20	<0.20	<0.20	<0.20	<0.20	<0.20	<0.20	<0.30	
1,1,1-Trichloroethane	200	49	59	68	72	64	64	25	24	14	14	9.1	
Trichloroethene	5	40	48	54	67	52	55	24	24	15	16	15	
Tetrachloroethene	5	<0.40	2.0	2.4	0.61	1.6	1.6	0.4	<0.40	0.8	0.81	J ^{0.19}	
Benzene	5	<0.30	<0.30	<0.30	<0.30	<0.30	<0.30	<0.30	<0.30	<0.30	<0.30	<0.30	
1,1-Dichloroethene	7	1.7	5.6	6.8	5.2	5.3	7.3	1.7	2.2	1.4	0.7	2.3	
cis-1,2-Dichloroethene	70	1.7	2.3	2.5	<0.2	1.2	1.8	<0.20	<0.20	<0.20	<0.20	0.51	
1,2-Dichloroethane	5	0.5	<0.30	<0.30	<0.30	<0.30	<0.30	<0.30	<0.30	<0.30	<0.30	<0.50	
1,1,2-Trichloroethane	5	<1.0	<1.0	<1.0	<0.30	0.44	<0.30	<0.30	<0.30	<0.30	<0.30	<0.30	
Vinyl Chloride	0.2	<1.0	<1.0	<1.0	<1.0	<1.0	<1.0	<1.0	<1.0	<1.0	<1.0	<1.0	
Chloroethane	400	<1.0	<1.0	<1.0	<1.0	<1.0	<1.0	<1.0	<1.0	<1.0	<1.0	<1.0	
Chloromethane	30	<2.0	<2.0	<2.0	<2.0	<2.0	<2.0	<2.0	<2.0	<2.0	<2.0	<2.0	

PARAMETER	Enforcement Standard	1996		1997		1998		1999		2000		2001	
		JUNE	DEC.	JUNE	NOV.	JUNE	DEC.	JUNE	DEC.	JUNE	DEC.	JUNE	DEC.
Dichlorodifluoromethane (Freon 12)	1000	<2.0	<2.0	<2.0	J ^{0.30}	<2.0	<2.0	<2.0	<2.0	<0.14	<0.14	J ^{0.46}	J ^{0.48}
Trichlorofluoromethane (Freon 11)	3490	<1.0	<1.0	<1.0	<1.0	<1.0	<1.0	<1.0	<1.0	<0.51	<0.51	<0.51	<0.51
1,1-Dichloroethane	850	1.2	1.2	0.89	0.88	<0.30	0.54	<0.30	<0.30	1.8	<0.26	<0.26	<0.26
trans-1,2-Dichloroethene	100	<0.30	<0.30	<0.30	<0.30	<0.30	<0.30	<0.30	<0.30	<0.11	<0.11	<0.11	<0.11
Chloroform	6	<0.30	<0.30	<0.30	<0.30	<0.30	<0.30	<0.30	<0.30	<0.18	<0.18	<0.18	<0.18
1,1,1-Trichloroethane	200	11	10	10	8.0	4.8	3.2	3.5	3.0	<0.19	2.4	2.3	2.2
Trichloroethene	5	15	15	17	13	8.3	5.9	7.0	5.8	3.7	5.8	6.2	5.5
Tetrachloroethene	5	0.46	<0.40	0.49	J ^{0.17}	J ^{0.15}	<0.40	<0.40	<0.40	<0.13	<0.13	J ^{0.21}	<0.13
Benzene	5	<0.30	<0.30	<0.30	<0.30	<0.30	<0.30	<0.30	<0.30	<0.15	<0.15	<0.15	<0.15
1,1-Dichloroethene	7	1.2	1.2	1.4	1.0	<0.20	0.60	0.60	0.31	0.32	0.31	0.4	0.29
cis-1,2-Dichloroethene	70	0.35	<0.30	0.66	J ^{0.29}	<0.30	<0.30	<0.30	<0.30	<0.12	<0.12	J ^{0.15}	<0.12
1,2-Dichloroethane	5	<0.50	<0.50	<0.50	<0.50	<0.50	<0.50	<0.50	<0.50	<0.27	<0.27	<0.27	<0.27
1,1,2-Trichloroethane	5	<0.30	<0.30	<0.30	<0.30	<0.30	<0.30	<0.30	<0.30	<0.18	<0.18	<0.18	<0.18
Vinyl Chloride	0.2	<1.0	<1.0	<1.0	<1.0	<1.0	<1.0	<1.0	<1.0	<0.11	<0.11	<0.11	<0.11
Chloroethane	400	<1.0	<1.0	<1.0	<1.0	<1.0	<1.0	<1.0	<1.0	<0.24	<0.24	<0.24	<0.24
Chloromethane	30	<2.0	<2.0	<2.0	J ^{0.40}	<2.0	<2.0	<2.0	<2.0	<0.090	<0.090	<0.090	<0.090
o-Xylene	2000	0.49	<0.40	<0.40	<0.40	<0.40	<0.40	<0.40	<0.40	<0.35	<0.35	<0.35	<0.35

D- Quantified on sample dilution.

B- Parameter was detected in the method blank.

NA- Not Analyzed

BDL- Below the Detection Limit

** Sample was received with air bubbles in both sample bottles.

* Two compounds saturated. Sample was not diluted further.

Dilutions were performed using EPA SW846 method 8260.

P/NP- Present/Not Present

J- Result is less than the LOQ but greater than the LOD

¹ Duplicate

NS- Not Sampled

Indicates Detection

MW-54 (cont.)

PARAMETER	Enforcement Standard	2002		2003		2004			2005			
		JUNE	JAN.'03	JULY	JAN. '04	MAY	SEPT.	DEC.	MARCH	JUNE	SEPT.	DEC.
Dichlorodifluoromethane (Freon 12)	1000	<0.14	<0.14	<0.14	<0.14	<2.0	<0.40	5.0	J ^{2.0}	<0.60	<0.60	<0.60
Trichlorofluoromethane (Freon 11)	3490	<0.51	<0.51	<0.51	<0.51	<1.0	<0.50	<0.50	<0.50	<0.50	<0.50	<0.50
1,1-Dichloroethane	850	<0.26	<0.26	<0.26	<0.26	<0.50	<0.50	<0.50	<0.50	<0.50	<0.50	<0.50
trans-1,2-Dichloroethene	100	<0.11	<0.11	<0.11	<0.11	<0.50	<0.50	<0.50	<0.60	<0.60	<0.60	<0.60
Chloroform	6	<0.18	<0.18	<0.18	<0.18	<0.50	<0.25	<0.25	<0.50	<0.50	<0.50	<0.50
1,1,1-Trichloroethane	200	2.5	0.97	1.6	1.0	1.1	J ^{1.3}	J ^{1.1}	J ^{1.4}	J ^{0.93}	J ^{1.0}	J ^{1.4}
Trichloroethene	5	4.6	1.9	3.3	2.3	2.4	2.7	2.4	2.8	1.8	2.3	2.5
Tetrachloroethene	5	<0.13	<0.13	J ^{0.19}	<0.13	<0.50	<0.40	<0.40	<0.40	<0.40	<0.40	<0.40
Benzene	5	<0.15	<0.15	<0.15	<0.15	<0.50	<0.40	<0.40	<0.40	<0.40	<0.40	<0.40
1,1-Dichloroethene	7	0.60	<0.10	0.26	J ^{0.14}	0.12	J ^{0.33}	<0.30	<0.50	<0.50	<0.50	<0.50
cis-1,2-Dichloroethene	70	0.28	<0.12	<0.12	<0.12	<0.50	<0.25	<0.25	<0.60	<0.60	<0.60	<0.60
1,2-Dichloroethane	5	<0.27	<0.27	<0.27	<0.27	<0.50	<0.40	<0.40	<0.50	<0.50	<0.50	<0.50
1,1,2-Trichloroethane	5	<0.18	<0.18	<0.18	<0.18	<0.50	<0.40	<0.40	<0.40	<0.40	<0.40	<0.40
Vinyl Chloride	0.2	<0.11	<0.11	<0.11	<0.11	<0.50	<0.12	<0.12	<0.12	<0.12	<0.12	<0.12
Chloroethane	400	<0.24	<0.24	<0.24	<0.24	<1.0	<0.50	<0.50	<0.70	<0.70	<0.70	<0.70
Chloromethane	30	<0.090	<0.090	<0.090	<0.090	<1.0	<0.30	<0.30	<0.24	<0.24	<0.24	<0.24
o-Xylene	2000	<0.35	<0.35	<0.35	<0.35	<0.50	<0.30	<0.30	<0.40	<0.40	<0.40	<0.40

PARAMETER	Enforcement Standard	2006		2007		2008		2009		2010		2011	
		JUNE	NOV.	JUNE	DEC.	JUNE	DEC.	JUNE	DEC.	JUNE	DEC.	JUNE	DEC.
Dichlorodifluoromethane (Freon 12)	1000	<0.29	<0.29	<0.40	<0.40	<0.40	<0.40	<1.0	<1.0	<0.30	<0.30	<0.23	<0.23
Trichlorofluoromethane (Freon 11)	3490	<0.70	<0.70	<0.40	<0.40	<0.40	<0.40	<1.0	<1.0	<0.14	<0.14	<0.30	<0.30
1,1-Dichloroethane	850	<0.40	<0.40	<0.40	<0.40	<0.40	<0.40	<1.0	<1.0	<0.080	<0.080	<0.23	<0.23
trans-1,2-Dichloroethene	100	<0.40	<0.40	<0.50	<0.50	<0.50	<0.50	<1.0	<1.0	<0.11	<0.11	<0.21	<0.21
Chloroform	6	<0.50	<0.50	<0.22	<0.22	<0.22	<0.22	<1.0	<1.0	<0.090	<0.090	<0.34	<0.34
1,1,1-Trichloroethane	200	2.6	4.4	J ^{1.4}	4.8	4.9	3.8	2.0	1.7	1.4	1.2	J ^{0.97}	J ^{0.83}
Trichloroethene	5	3.2	4.7	2.7	4.5	5.5	5.6	3.8	3.3	2.9	2.9	2.3	2.2
Tetrachloroethene	5	<0.29	<0.29	<0.40	<0.40	<0.40	<0.40	<1.0	<1.0	<0.15	J ^{0.15}	<0.26	<0.26
Benzene	5	<0.40	<0.40	<0.16	<0.16	<0.16	<0.16	<1.0	<1.0	<0.080	<0.080	<0.36	<0.36
1,1-Dichloroethene	7	J ^{0.39}	J ^{0.79}	<0.40	<0.40	J ^{0.41}	0.62*	<1.0	<1.0	<0.20	J ^{0.28}	<0.47	<0.47
cis-1,2-Dichloroethene	70	<0.40	<0.40	<0.40	<0.40	<0.40	<0.40	<1.0	<1.0	<0.23	<0.23	<0.37	<0.37
1,2-Dichloroethane	5	<0.40	<0.50	<0.30	<0.30	<0.30	<0.30	<1.0	<1.0	<0.080	<0.080	<0.23	<0.23
1,1,2-Trichloroethane	5	<0.50	<0.50	<0.50	<0.50	<0.50	<0.50	<1.0	<1.0	<0.11	<0.11	<0.38	<0.38
Vinyl Chloride	0.2	<0.15	<0.15	<0.15	<0.15	<0.15	<0.15	<0.40	<0.40	<0.11	<0.11	<0.17	<0.17
Chloroethane	400	<0.60	<0.60	<0.40	<0.40	<0.40	<0.40	<1.0	<1.0	<0.32	<0.32	<0.32	<0.32
Chloromethane	30	<0.30	<0.30	<0.30	<0.30	<0.30	<0.30	<4.0	<4.0	<0.36	<0.36	<0.36	<0.36
o-Xylene	2000	<0.60	<0.60	<0.50	<0.50	<0.50	<0.50	<1.0	<1.0	<0.10	<0.10	<0.46	<0.46

D- Quantified on sample dilution.

B- Parameter was detected in the method blank.

NA- Not Analyzed

BDL- Below the Detection Limit

** Sample was received with air bubbles in both sample bottles.

* Two compounds saturated. Sample was not diluted further.

Dilutions were performed using EPA SW846 method 8260.

P/NP- Present/Not Present

J- Result is less than the LOQ but greater than the LOD

¹ Duplicate

NS- Not Sampled

Indicates Detection

MW-54 (cont.)

PARAMETER	Enforcement Standard	2012	2013	2014	2015	2016	2017	2018
		JUNE	JUNE	JUNE	JUNE	JUNE	JUNE	JUNE
Dichlorodifluoromethane (Freon 12)	1000	<0.20	<0.40	<0.50	<0.49	<0.49	<0.23	<0.23
Trichlorofluoromethane (Freon 11)	3490	<0.13	<0.13	J ^{0.53}	<0.18	<0.18	<0.33	<0.23
1,1-Dichloroethane	850	<0.11	<0.50	<0.16	<0.22	<0.22	<0.17	<0.17
trans-1,2-Dichloroethene	100	<0.14	<0.24	<0.23	<0.21	<0.21	<0.16	<0.12
Chloroform	6	<0.10	<0.27	<0.16	<0.27	<0.27	<0.21	<0.45
1,1,1-Trichloroethane	200	J ^{0.82}	J ^{0.96}	J ^{0.69}	J ^{0.33}	J ^{0.22}	<0.17	<0.14
Trichloroethene	5	2.6	2.7	2.0	1.2	1.2	0.85	0.69
Tetrachloroethene	5	J ^{0.16}	<0.29	<0.16	<0.19	<0.19	<0.25	<0.17
Benzene	5	<0.053	<0.24	<0.15	<0.21	<0.21	<0.16	<0.10
1,1-Dichloroethene	7	<0.19	<0.24	<0.20	<0.22	<0.22	<0.28	<0.16
cis-1,2-Dichloroethene	70	<0.085	<0.23	<0.13	<0.25	<0.25	<0.12	<0.15
1,2-Dichloroethane	5	<0.37	<0.22	<0.13	<0.17	J ^{0.18}	<0.17	<0.22
1,1,2-Trichloroethane	5	<0.015	<0.16	<0.13	<0.24	<0.24	<0.15	<0.18
Vinyl Chloride	0.2	<0.16	<0.14	<0.20	<0.15	<0.15	<0.069	<0.092
Chloroethane	400	<0.22	<0.50	<0.24	<0.34	<0.34	<0.34	<0.49
Chloromethane	30	<0.41	<2.0	<0.34	<0.64	<0.64	<0.25	<0.16
o-Xylene	2000	<0.077	<0.24	<0.094	<0.19	<0.19	<0.20	<0.16

D- Quantified on sample dilution.

B- Parameter was detected in the method blank.

NA- Not Analyzed

BDL- Below the Detection Limit

** Sample was received with air bubbles in both sample bottles.

* Two compounds saturated. Sample was not diluted further.

Dilutions were performed using EPA SW846 method 8260.

P/NP- Present/Not Present

J- Result is less than the LOQ but greater than the LOD

¹ Duplicate

NS- Not Sampled

Indicates Detection

MW-55S

PARAMETER	Enforcement Standard	1991			1995	1996		1998		1999	
		OCT.	OCT.	OCT.	DEC.	JUNE	DEC.	JUNE	DEC.	JUNE	DEC.
Dichlorodifluoromethane (Freon 12)	1000	<2.0	<2.0	<2.0	<2.0	<2.0	<2.0	<2.0	<2.0	<2.0	<2.0
Trichlorofluoromethane (Freon 11)	3490	<1.0	<1.0	<1.0	<1.0	<1.0	<1.0	<1.0	<1.0	<1.0	<1.0
1,1-Dichloroethane	850	<0.30	<0.30	<0.30	<0.30	<0.30	<0.30	<0.30	<0.30	<0.30	<0.30
trans-1,2-Dichloroethene	100	<0.30	<0.30	<0.30	<0.30	<0.30	<0.30	<0.30	<0.30	<0.30	<0.30
Chloroform	6	<0.30	<0.30	<0.30	<0.30	<0.30	<0.30	<0.30	<0.30	<0.30	<0.30
1,1,1-Trichloroethane	200	27	26	25	4.2	4.9	4.0	3.1	3.0	2.4	2.6
Trichloroethene	5	19	20	20	6.0	5.5	5.3	3.8	3.9	3.9	3.8
Tetrachloroethene	5	0.70	0.60	0.60	0.49	J ^{0.20}	<0.40	<0.40	<0.40	<0.40	<0.40
Benzene	5	<0.30	<0.30	<0.30	<0.30	<0.30	<0.30	<0.30	<0.30	<0.30	<0.30
1,1-Dichloroethene	7	<0.20	0.60	0.70	1.2	J ^{0.17}	0.36	<0.20	0.34	0.36	J ^{0.14}
cis-1,2-Dichloroethene	70	<0.30	<0.30	<0.30	<0.30	<0.30	<0.30	<0.30	<0.30	<0.30	<0.30
1,2-Dichloroethane	5	<0.50	<0.50	<0.50	<0.50	<0.50	<0.50	<0.50	<0.50	<0.50	<0.50
1,1,1,2-Trichloroethane	5	<0.30	<0.30	<0.30	<0.30	<0.30	<0.30	<0.30	<0.30	<0.30	<0.30
Vinyl Chloride	0.2	<1.0	<1.0	<1.0	<1.0	<1.0	<1.0	<1.0	<1.0	<1.0	<1.0
Chloroethane	400	<1.0	<1.0	<1.0	<1.0	<1.0	<1.0	<1.0	<1.0	<1.0	<1.0
Chloromethane	30	<2.0	<2.0	<2.0	BJ ^{0.37}	<2.0	<2.0	<2.0	<2.0	<2.0	<2.0

PARAMETER	Enforcement Standard	2000		2001		2002		2003		2004	
		JUNE	DEC.	JUNE	DEC.	JUNE	JAN.'03	JULY	JAN. '04	MAY	DEC.
Dichlorodifluoromethane (Freon 12)	1000	<0.14	<0.14	<0.14	J ^{0.47}	<0.14	<0.14	<0.14	<0.14	<2.0	<0.40
Trichlorofluoromethane (Freon 11)	3490	<0.51	<0.51	<0.51	<0.51	<0.51	<0.51	<0.51	<0.51	<1.0	<0.50
1,1-Dichloroethane	850	<0.26	<0.26	<0.26	<0.26	<0.26	<0.26	<0.26	<0.26	<0.50	<0.50
trans-1,2-Dichloroethene	100	<0.11	<0.11	<0.11	<0.11	<0.11	<0.11	<0.11	<0.11	<0.50	<0.50
Chloroform	6	<0.18	<0.18	<0.18	<0.18	<0.18	<0.18	<0.18	<0.18	<0.50	<0.25
1,1,1-Trichloroethane	200	1.9	1.8	1.4	1.5	1.9	0.98	1.4	0.92	1.4	J ^{1.3}
Trichloroethene	5	2.9	3.4	3.6	3.2	3.2	1.5	2.5	1.7	2.4	2.1
Tetrachloroethene	5	J ^{0.19}	<0.13	J ^{0.20}	<0.13	<0.13	<0.13	J ^{0.22}	<0.13	J ^{0.16}	<0.40
Benzene	5	<0.15	<0.15	<0.15	<0.15	<0.15	<0.15	<0.15	<0.15	<0.50	<0.40
1,1-Dichloroethene	7	0.27	<0.10	J ^{0.18}	<0.10	0.40	<0.10	<0.10	<0.10	J ^{0.12}	<0.30
cis-1,2-Dichloroethene	70	<0.12	<0.12	<0.12	<0.12	<0.12	<0.12	<0.12	<0.12	<0.50	<0.25
1,2-Dichloroethane	5	<0.27	<0.27	<0.27	<0.27	<0.27	<0.27	<0.27	<0.27	<0.50	<0.40
1,1,1,2-Trichloroethane	5	<0.18	<0.18	<0.18	<0.18	<0.18	<0.18	<0.18	<0.18	<0.50	<0.40
Vinyl Chloride	0.2	<0.11	<0.11	<0.11	<0.11	<0.11	<0.11	<0.11	<0.11	<0.50	<0.12
Chloroethane	400	<0.24	<0.24	<0.24	<0.24	<0.24	<0.24	<0.24	<0.24	<1.0	<0.50
Chloromethane	30	<0.090	<0.090	<0.090	<0.090	<0.090	<0.090	<0.090	<0.090	<1.0	<0.30

D- Quantified on sample dilution.

B- Parameter was detected in the method blank.

NA- Not Analyzed

BDL- Below the Detection Limit

** Sample was received with air bubbles in both sample bottles.

* Two compounds saturated. Sample was not diluted further.

Dilutions were performed using EPA SW846 method 8260.

P/NP- Present/Not Present

J- Result is less than the LOQ but greater than the LOD

¹ Duplicate

NS- Not Sampled

Indicates Detection

MW-55S (cont.)

PARAMETER	Enforcement Standard	2005		2006		2007		2008		2009	
		JUNE	DEC.	JUNE	NOV.	JUNE	DEC.	JUNE	DEC.	JUNE	DEC.
Dichlorodifluoromethane (Freon 12)	1000	<0.60	<0.60	<0.29	<0.29	<0.40	<0.40	<0.40	<0.40	<1.0	<1.0
Trichlorofluoromethane (Freon 11)	3490	<0.50	<0.50	<0.70	<0.70	<0.40	<0.40	<0.40	<0.40	<1.0	<1.0
1,1-Dichloroethane	850	<0.50	<0.50	<0.40	<0.40	<0.40	<0.40	<0.40	<0.40	<1.0	<1.0
trans-1,2-Dichloroethene	100	<0.60	<0.60	<0.40	<0.40	<0.50	<0.50	<0.50	<0.50	<1.0	<1.0
Chloroform	6	<0.50	<0.50	<0.50	<0.50	<0.22	<0.22	<0.22	<0.22	<1.0	<1.0
1,1,1-Trichloroethane	200	J ^{0.98}	J ^{1.1}	J ^{1.1}	J ^{1.2}	0.87	J ^{1.3}	1.5	1.7	1.5	1.4
Trichloroethene	5	1.6	1.8	2.1	2.1	1.3	1.9	1.9	2.3	2.3	2.1
Tetrachloroethene	5	<0.40	<0.40	<0.29	<0.29	<0.40	<0.40	<0.40	<0.40	<1.0	<1.0
Benzene	5	<0.40	<0.40	<0.40	<0.40	<0.16	<0.16	<0.16	<0.16	<1.0	<1.0
1,1-Dichloroethene	7	<0.50	<0.50	<0.30	<0.30	<0.40	<0.40	<0.40	<0.40	<1.0	<1.0
cis-1,2-Dichloroethene	70	<0.60	<0.60	<0.40	<0.40	<0.40	<0.40	<0.40	<0.40	<1.0	<1.0
1,2-Dichloroethane	5	<0.50	<0.50	<0.50	<0.50	<0.30	<0.30	<0.30	<0.30	<1.0	<1.0
1,1,2-Trichloroethane	5	<0.40	<0.40	<0.50	<0.50	<0.50	<0.50	<0.50	<0.50	<1.0	<1.0
Vinyl Chloride	0.2	<0.12	<0.12	<0.15	<0.15	<0.15	<0.15	<0.15	<0.15	<0.40	<0.40
Chloroethane	400	<0.70	<0.70	<0.60	<0.60	<0.40	<0.40	<0.40	<0.40	<1.0	<1.0
Chloromethane	30	<0.24	<0.24	<0.30	<0.30	<0.30	J ^{0.35}	<0.30	<0.30	<4.0	<4.0

PARAMETER	Enforcement Standard	2010		2011		2012		2013		2014	
		JUNE	DEC.	JUNE	DEC.	JUNE	DEC.	JUNE	DEC.	JUNE	DEC.
Dichlorodifluoromethane (Freon 12)	1000	<0.30	<0.30	<0.23	<0.23	<0.20	<0.20	<0.40	<0.40	<0.50	<0.50
Trichlorofluoromethane (Freon 11)	3490	<0.14	<0.14	<0.30	<0.30	<0.13	<0.13	<0.13	<0.13	<0.22	<0.22
1,1-Dichloroethane	850	<0.080	<0.080	<0.23	<0.23	<0.11	<0.11	<0.50	<0.50	<0.16	<0.16
trans-1,2-Dichloroethene	100	<0.11	<0.11	<0.21	<0.21	<0.14	<0.15	<0.24	<0.24	<0.23	<0.23
Chloroform	6	<0.090	<0.090	<0.34	<0.34	<0.10	<0.50	<0.27	<0.27	<0.16	<0.16
1,1,1-Trichloroethane	200	1.0	J ^{0.84}	J ^{0.71}	J ^{0.56}	J ^{0.84}	J ^{0.54}	<0.50	<0.50	J ^{0.39}	J ^{0.69}
Trichloroethene	5	2.1	1.9	1.7	1.6	2.0	1.3	1.2	1.1	1.0	1.3
Tetrachloroethene	5	<0.15	<0.15	<0.26	<0.26	J ^{0.19}	<0.13	<0.29	<0.29	<0.16	<0.16
Benzene	5	<0.080	<0.080	<0.36	<0.36	<0.053	<0.062	<0.24	<0.24	<0.15	<0.15
1,1-Dichloroethene	7	<0.20	<0.20	<0.47	<0.47	<0.19	<0.19	<0.24	<0.24	<0.20	<0.20
cis-1,2-Dichloroethene	70	<0.23	<0.23	<0.37	<0.37	<0.085	<0.085	<0.23	<0.23	<0.13	<0.13
1,2-Dichloroethane	5	<0.080	<0.080	<0.23	<0.23	<0.37	<0.37	<0.22	<0.22	<0.13	<0.13
1,1,2-Trichloroethane	5	<0.11	<0.11	<0.38	<0.38	<0.015	<0.015	<0.16	<0.16	<0.13	<0.13
Vinyl Chloride	0.2	<0.11	<0.11	<0.17	<0.17	<0.16	<0.16	<0.14	<0.14	<0.20	<0.20
Chloroethane	400	<0.32	<0.32	<0.32	<0.32	<0.22	<0.22	<0.50	<0.50	<0.24	<0.24
Chloromethane	30	<0.36	<0.36	<0.36	<0.36	<0.41	<0.41	<2.0	<2.0	<0.34	<0.34

D- Quantified on sample dilution.

B- Parameter was detected in the method blank.

NA- Not Analyzed

BDL- Below the Detection Limit

** Sample was received with air bubbles in both sample bottles.

* Two compounds saturated. Sample was not diluted further.

Dilutions were performed using EPA SW846 method 8260.

P/NP- Present/Not Present

J- Result is less than the LOQ but greater than the LOD

¹ Duplicate

NS- Not Sampled

Indicates Detection

MW-55S (cont.)

PARAMETER	Enforcement Standard	2015		2016		2017		2018	
		JUNE	DEC.	JUNE	DEC.	JUNE	DEC.	JUNE	DEC.
Dichlorodifluoromethane (Freon 12)	1000	<0.49	<0.49	<0.49	<0.23	<0.23	<0.22	<0.23	<0.23
Trichlorofluoromethane (Freon 11)	3490	<0.18	<0.18	<0.18	<0.33	<0.33	<0.18	<0.23	<0.23
1,1-Dichloroethane	850	<0.22	<0.22	<0.22	<0.17	<0.17	<0.24	<0.17	<0.17
trans-1,2-Dichloroethene	100	<0.21	<0.21	<0.21	<0.16	<0.16	<0.26	<0.12	<0.24
Chloroform	6	<0.27	<0.27	<0.27	<0.21	<0.21	<2.5	<0.45	<0.45
1,1,1-Trichloroethane	200	J ^{0.42}	<0.20	<0.20	<0.17	<0.17	<0.50	<0.14	<0.18
Trichloroethene	5	1.20	0.67	0.72	0.46	0.55	J ^{0.34}	0.61	J ^{0.35}
Tetrachloroethene	5	<0.19	<0.19	<0.19	<0.25	<0.25	<0.50	<0.17	<0.17
Benzene	5	<0.21	<0.21	<0.21	<0.16	<0.16	<0.50	<0.10	<0.10
1,1-Dichloroethene	7	<0.22	<0.22	<0.22	<0.28	<0.28	<0.41	<0.16	<0.16
cis-1,2-Dichloroethene	70	<0.25	<0.25	<0.25	<0.12	<0.12	<0.26	<0.15	<0.15
1,2-Dichloroethane	5	<0.17	<0.17	<0.17	<0.17	<0.17	<0.17	<0.22	<0.22
1,1,2-Trichloroethane	5	<0.24	<0.24	<0.24	<0.15	<0.15	<0.20	<0.18	<0.18
Vinyl Chloride	0.2	<0.15	<0.15	<0.15	<0.069	<0.069	<0.18	<0.092	<0.092
Chloroethane	400	<0.34	<0.34	<0.34	<0.34	<0.34	<0.37	<0.49	<0.49
Chloromethane	30	<0.64	<0.64	<0.64	<0.25	<0.25	<0.50	<0.16	<0.16

D- Quantified on sample dilution.

B- Parameter was detected in the method blank.

NA- Not Analyzed

BDL- Below the Detection Limit

** Sample was received with air bubbles in both sample bottles.

* Two compounds saturated. Sample was not diluted further.

Dilutions were performed using EPA SW846 method 8260.

P/NP- Present/Not Present

J- Result is less than the LOQ but greater than the LOD

¹ Duplicate

NS- Not Sampled

MW-55D

PARAMETER	Enforcement Standard	1991				1995	1996		1998		1999	
		SEPT.	SEPT.	OCT.	OCT.	DEC.	JUNE	DEC.	JUNE	DEC.	JUNE	DEC.
Dichlorodifluoromethane (Freon 12)	1000	<2.0	<2.0	<2.0	<2.0	<2.0	<2.0	<2.0	<2.0	<2.0	J ^{0.17}	<2.0
Trichlorofluoromethane (Freon 11)	3490	<1.0	<1.0	<1.0	<1.0	J ^{0.83}	<1.0	<1.0	<1.0	<1.0	<1.0	<1.0
1,1-Dichloroethane	850	1.4	1.4	<0.50	<0.50	1.2	0.39	0.56	<0.30	0.53	<0.30	J ^{0.17}
trans-1,2-Dichloroethene	100	<0.30	<0.30	<0.30	<0.30	<0.30	<0.30	<0.30	<0.30	<0.30	<0.30	<0.30
Chloroform	6	<0.30	<0.30	<0.30	<0.30	<0.30	<0.30	<0.30	<0.30	<0.30	<0.30	<0.30
1,1,1-Trichloroethane	200	22	20	19	21	8.0	6.1	6.1	3.6	3.0	2.1	2.2
Trichloroethene	5	17	19	14	16	9.0	8.4	8.8	6.0	5.5	5.1	4.6
Tetrachloroethene	5	<0.40	<0.40	<0.40	<0.40	0.50	J ^{0.28}	<0.40	<0.40	<0.40	<0.40	<0.40
Benzene	5	<0.30	<0.30	<0.30	<0.30	<0.30	<0.30	<0.30	<0.30	<0.30	<0.30	<0.30
1,1-Dichloroethene	7	1.4	1.4	<0.20	<0.20	1.8	0.47	0.66	<0.20	0.39	0.41	J ^{0.14}
cis-1,2-Dichloroethene	70	0.5	<0.30	<0.30	<0.30	0.26	<0.30	<0.30	<0.30	<0.30	<0.30	<0.30
1,2-Dichloroethane	5	1.3	1.2	1.0	1.1	<0.50	<0.50	<0.50	<0.50	<0.50	<0.50	<0.50
1,1,2-Trichloroethane	5	<0.30	<0.30	<0.30	<0.30	<0.30	<0.30	<0.30	<0.30	<0.30	<0.30	<0.30
Vinyl Chloride	0.2	<1.0	<1.0	<1.0	<1.0	<1.0	<1.0	<1.0	<1.0	<1.0	<1.0	<1.0
Chloroethane	400	<1.0	<1.0	<1.0	<1.0	J ^{0.72}	<1.0	<1.0	<1.0	<1.0	<1.0	<1.0
Chloromethane	30	<2.0	<2.0	<2.0	<2.0	BJ ^{0.38}	<2.0	<2.0	<2.0	<2.0	<2.0	<2.0

PARAMETER	Enforcement Standard	2000		2001		2002		2003		2004	
		JUNE	DEC.	JUNE	DEC.	JUNE	JAN.'03	JULY	JAN.'04	MAY	DEC.
Dichlorodifluoromethane (Freon 12)	1000	<0.14	<0.14	<0.14	J ^{0.48}	<0.14	<0.14	<0.14	<0.14	<2.0	<0.40
Trichlorofluoromethane (Freon 11)	3490	<0.51	<0.51	<0.51	<0.51	<0.51	<0.51	<0.51	<0.51	<1.0	<0.50
1,1-Dichloroethane	850	0.27	<0.26	<0.26	<0.26	<0.26	<0.26	<0.26	<0.26	<0.50	<0.50
trans-1,2-Dichloroethene	100	<0.11	<0.11	<0.11	<0.11	<0.11	<0.11	<0.11	<0.11	<0.50	<0.50
Chloroform	6	<0.18	<0.18	<0.18	<0.18	<0.18	J ^{0.19}	<0.18	<0.18	<0.50	<0.25
1,1,1-Trichloroethane	200	1.7	1.5	1.5	1.1	1.8	J ^{0.23}	1.0	0.98	1.0	J ^{0.67}
Trichloroethene	5	3.8	4.8	5.1	4.1	4.2	<0.14	2.7	2.3	1.9	1.7
Tetrachloroethene	5	J ^{0.18}	<0.13	J ^{0.26}	<0.13	<0.13	<0.13	J ^{0.16}	<0.13	<0.50	<0.40
Benzene	5	<0.15	<0.15	<0.15	<0.15	<0.15	<0.15	<0.15	<0.15	<0.50	<0.40
1,1-Dichloroethene	7	0.27	<0.10	J ^{0.27}	<0.10	0.46	<0.10	J ^{0.13}	J ^{0.13}	<0.50	<0.30
cis-1,2-Dichloroethene	70	<0.12	<0.12	J ^{0.15}	<0.12	0.30	<0.12	<0.12	<0.12	<0.50	<0.25
1,2-Dichloroethane	5	<0.27	<0.27	<0.27	<0.27	<0.27	<0.27	<0.27	<0.27	<0.50	<0.40
1,1,2-Trichloroethane	5	<0.18	<0.18	<0.18	<0.18	<0.18	<0.18	<0.18	<0.18	<0.50	<0.40
Vinyl Chloride	0.2	<0.11	<0.11	<0.11	<0.11	<0.11	<0.11	<0.11	<0.11	<0.50	<0.12
Chloroethane	400	<0.24	<0.24	<0.24	<0.24	<0.24	<0.24	<0.24	<0.24	<1.0	<0.50
Chloromethane	30	<0.090	<0.090	<0.090	<0.090	<0.090	<0.090	<0.090	<0.090	<1.0	<0.30

D- Quantified on sample dilution.

B- Parameter was detected in the method blank.

NA- Not Analyzed

BDL- Below the Detection Limit

** Sample was received with air bubbles in both sample bottles.

* Two compounds saturated. Sample was not diluted further.

Dilutions were performed using EPA SW846 method 8260.

P/NP- Present/Not Present

J- Result is less than the LOQ but greater than the LOD

¹ Duplicate

NS- Not Sampled

Indicates Detection

MW-55D (cont.)

PARAMETER	Enforcement Standard	2005		2006		2007		2008		2009	
		JUNE	DEC.	JUNE	NOV.	JUNE	DEC.	JUNE	DEC.	JUNE	DEC.
Dichlorodifluoromethane (Freon 12)	1000	<0.60	<0.60	<0.29	<0.29	<0.40	<0.40	<0.40	<0.40	<1.0	<1.0
Trichlorofluoromethane (Freon 11)	3490	<0.50	<0.50	<0.70	<0.70	<0.40	<0.40	<0.40	<0.40	<1.0	<1.0
1,1-Dichloroethane	850	<0.50	<0.50	<0.40	<0.40	<0.40	<0.40	<0.40	<0.40	<1.0	<1.0
trans-1,2-Dichloroethene	100	<0.60	<0.60	<0.40	<0.40	<0.50	<0.50	<0.50	<0.50	<1.0	<1.0
Chloroform	6	<0.50	<0.50	<0.50	<0.50	<0.22	<0.22	<0.22	<0.22	<1.0	<1.0
1,1,1-Trichloroethane	200	J ^{0.92}	J ^{0.68}	J ^{0.73}	J ^{0.66}	<0.60	J ^{1.1}	J ^{1.5}	1.4	1.2	<1.0
Trichloroethene	5	1.9	1.7	1.9	1.8	0.99	2.2	2.2	2.6	2.2	1.3
Tetrachloroethene	5	<0.40	<0.40	<0.29	<0.29	<0.40	<0.40	<0.40	<0.40	<1.0	<1.0
Benzene	5	<0.40	<0.40	<0.40	<0.40	<0.16	<0.16	<0.16	<0.16	<1.0	<1.0
1,1-Dichloroethene	7	<0.50	<0.50	<0.30	<0.30	<0.40	<0.40	<0.40	<0.40	<1.0	<1.0
cis-1,2-Dichloroethene	70	<0.60	<0.60	<0.40	<0.40	<0.40	<0.40	<0.40	<0.40	<1.0	<1.0
1,2-Dichloroethane	5	<0.50	<0.50	<0.50	<0.50	<0.30	<0.30	<0.30	<0.30	<1.0	<1.0
1,1,2-Trichloroethane	5	<0.40	<0.40	<0.50	<0.50	<0.50	<0.50	<0.50	<0.50	<1.0	<1.0
Vinyl Chloride	0.2	<0.12	<0.12	<0.15	<0.15	<0.15	<0.15	<0.15	<0.15	<0.40	<0.40
Chloroethane	400	<0.70	<0.70	<0.60	<0.60	<0.40	<0.40	<0.40	<0.40	<1.0	<1.0
Chloromethane	30	<0.24	<0.24	<0.30	J ^{0.36}	<0.30	J ^{0.35}	<0.30	<0.30	<4.0	<4.0

PARAMETER	Enforcement Standard	2010		2011		2012	2013-2018
		JUNE	DEC.	JUNE	DEC.	JUNE	JUNE
Dichlorodifluoromethane (Freon 12)	1000	<0.30	<0.30	<0.23	<0.23	<0.20	Tubing stuck in well, unable to sample.
Trichlorofluoromethane (Freon 11)	3490	<0.14	<0.14	<0.30	<0.30	<0.13	
1,1-Dichloroethane	850	<0.080	<0.080	<0.23	<0.23	<0.11	
trans-1,2-Dichloroethene	100	<0.11	<0.11	<0.21	<0.21	<0.14	
Chloroform	6	<0.090	<0.090	<0.34	<0.34	<0.10	
1,1,1-Trichloroethane	200	J ^{0.60}	J ^{0.59}	J ^{0.47}	J ^{0.35}	J ^{0.53}	
Trichloroethene	5	2.2	1.6	1.9	J ^{0.47}	1.7	
Tetrachloroethene	5	<0.15	<0.15	<0.26	<0.26	<0.13	
Benzene	5	<0.080	<0.080	<0.36	<0.36	<0.053	
1,1-Dichloroethene	7	<0.20	<0.20	<0.47	<0.47	<0.19	
cis-1,2-Dichloroethene	70	<0.23	<0.23	<0.37	<0.37	<0.085	
1,2-Dichloroethane	5	<0.080	<0.080	<0.23	<0.23	<0.37	
1,1,2-Trichloroethane	5	<0.11	<0.11	<0.38	<0.38	<0.015	
Vinyl Chloride	0.2	<0.11	<0.11	<0.17	<0.17	<0.16	
Chloroethane	400	<0.32	<0.32	<0.32	<0.32	<0.22	
Chloromethane	30	<0.36	<0.36	<0.36	<0.36	<0.41	

D- Quantified on sample dilution.

B- Parameter was detected in the method blank.

NA- Not Analyzed

BDL- Below the Detection Limit

** Sample was received with air bubbles in both sample bottles.

* Two compounds saturated. Sample was not diluted further.

Dilutions were performed using EPA SW846 method 8260.

P/NP- Present/Not Present

J- Result is less than the LOQ but greater than the LOD

¹ Duplicate

NS- Not Sampled

Indicates Detection

MW-56

PARAMETER	Enforcement	1996
	Standard	DEC.
Dichlorodifluoromethane (Freon 12)	1000	J ^{0.53}
Trichlorofluoromethane (Freon 11)	3490	<1.0
1,1-Dichloroethane	850	<0.30
trans-1,2-Dichloroethene	100	<0.30
Chloroform	6	<0.30
1,1,1-Trichloroethane	200	<0.25
Trichloroethene	5	<0.30
Tetrachloroethene	5	<0.40
Benzene	5	<0.30
1,1-Dichloroethene	7	<0.20
cis-1,2-Dichloroethene	70	<0.30
1,2-Dichloroethane	5	<0.50
1,1,2-Trichloroethane	5	<0.30
Vinyl Chloride	0.2	<1.0
Chloroethane	400	<1.0
Chloromethane	30	<2.0

D- Quantified on sample dilution.

B- Parameter was detected in the method blank.

NA- Not Analyzed

BDL- Below the Detection Limit

** Sample was received with air bubbles in both sample bottles.

* Two compounds saturated. Sample was not diluted further.


Dilutions were performed using EPA SW846 method 8260.

P/NP- Present/Not Present

J- Result is less than the LOQ but greater than the LOD

¹ Duplicate

NS- Not Sampled

 Indicates Detection

MW-57S

PARAMETER	Enforcement Standard	1995	1996		1998		1999		2000		2001	
		DEC.	JUNE	DEC.	JUNE	DEC.	JUNE	DEC.	JUNE	DEC.	JUNE	DEC.
Dichlorodifluoromethane (Freon 12)	1000	<2.0	<2.0	<2.0	<2.0	<2.0	<2.0	<2.0	<0.14	<0.14	<0.14	<0.14
Trichlorofluoromethane (Freon 11)	3490	<1.0	<1.0	<1.0	<1.0	<1.0	<1.0	<1.0	<0.51	<0.51	<0.51	<0.51
1,1-Dichloroethane	850	<0.30	<0.30	<0.30	<0.30	<0.30	<0.30	<0.30	<0.26	<0.26	<0.26	<0.26
trans-1,2-Dichloroethene	100	<0.30	<0.30	<0.30	<0.30	<0.30	<0.30	<0.30	<0.11	<0.11	<0.11	<0.11
Chloroform	6	<0.30	<0.30	<0.30	<0.30	<0.30	<0.30	<0.30	<0.18	<0.18	<0.18	<0.18
1,1,1-Trichloroethane	200	<0.20	<0.25	<0.25	<0.25	<0.25	<0.25	<0.25	<0.19	<0.19	<0.19	<0.19
Trichloroethene	5	<0.30	<0.30	<0.30	<0.30	<0.30	<0.30	<0.30	<0.14	<0.14	<0.14	<0.14
Tetrachloroethene	5	<0.40	<0.40	<0.40	<0.40	<0.40	<0.40	<0.40	<0.13	<0.13	<0.13	<0.13
Benzene	5	<0.30	<0.30	<0.30	<0.30	<0.30	<0.30	<0.30	<0.15	<0.15	<0.15	<0.15
1,1-Dichloroethene	7	<0.20	<0.20	<0.20	<0.20	<0.20	<0.20	<0.20	<0.10	<0.10	<0.10	<0.10
cis-1,2-Dichloroethene	70	<0.30	<0.30	<0.30	<0.30	<0.30	<0.30	<0.30	<0.12	<0.12	<0.12	<0.12
1,2-Dichloroethane	5	<0.50	<0.50	<0.50	<0.50	<0.50	<0.50	<0.50	<0.27	<0.27	<0.27	<0.27
1,1,2-Trichloroethane	0.6	<0.30	<0.30	<0.30	<0.30	<0.30	<0.30	<0.30	<0.18	<0.18	<0.18	<0.18
Vinyl Chloride	0.2	<1.0	<1.0	<1.0	<1.0	<1.0	<1.0	<1.0	<0.11	<0.11	<0.11	<0.11
Chloroethane	400	<1.0	<1.0	<1.0	<1.0	<1.0	<1.0	<1.0	<0.24	<0.24	<0.24	<0.24
Chloromethane	3	BJ ^{0.30}	<2.0	<2.0	<2.0	<2.0	<2.0	<2.0	<0.090	<0.090	<0.090	<0.090

PARAMETER	Enforcement Standard	2002		2003		2004		2005		2006	
		JUNE	JAN.'03	JULY	JAN. '04	JULY	DEC.	JUNE	DEC.	JUNE	NOV.
Dichlorodifluoromethane (Freon 12)	1000	<0.14	<0.14	<0.14	<0.14	<2.0	<0.40	<0.60	<0.60	<0.29	<0.29
Trichlorofluoromethane (Freon 11)	3490	<0.51	<0.51	<0.51	<0.51	<1.0	<0.50	<0.50	<0.50	<0.70	<0.70
1,1-Dichloroethane	850	<0.26	<0.26	<0.26	<0.26	<0.50	<0.50	<0.50	<0.50	<0.40	<0.40
trans-1,2-Dichloroethene	100	<0.11	<0.11	<0.11	<0.11	<0.50	<0.50	<0.60	<0.60	<0.40	<0.40
Chloroform	6	<0.18	<0.18	<0.18	<0.18	<0.50	<0.25	<0.50	<0.50	<0.50	<0.50
1,1,1-Trichloroethane	200	<0.19	<0.19	<0.19	<0.19	<0.50	<0.50	<0.60	<0.60	<0.50	<0.50
Trichloroethene	5	<0.14	<0.14	<0.14	<0.14	<0.50	<0.15	<0.15	<0.15	<0.15	<0.15
Tetrachloroethene	5	<0.13	<0.13	<0.13	<0.13	<0.50	<0.40	<0.40	<0.40	<0.29	<0.29
Benzene	5	<0.15	<0.15	<0.15	<0.15	<0.50	<0.40	<0.40	<0.40	<0.40	<0.40
1,1-Dichloroethene	7	<0.10	<0.10	<0.10	<0.10	<0.50	<0.30	<0.50	<0.50	<0.30	<0.30
cis-1,2-Dichloroethene	70	<0.12	<0.12	<0.12	<0.12	<0.50	<0.25	<0.60	<0.60	<0.40	<0.40
1,2-Dichloroethane	5	<0.27	<0.27	<0.27	<0.27	<0.50	<0.40	<0.50	<0.50	<0.50	<0.50
1,1,2-Trichloroethane	0.6	<0.18	<0.18	<0.18	<0.18	<0.50	<0.40	<0.40	<0.40	<0.50	<0.50
Vinyl Chloride	0.2	<0.11	<0.11	<0.11	<0.11	<0.50	<0.12	<0.12	<0.12	<0.15	<0.15
Chloroethane	400	<0.24	<0.24	<0.24	<0.24	<1.0	<0.50	<0.70	<0.70	<0.60	<0.60
Chloromethane	3	<0.090	<0.090	<0.090	<0.090	<1.0	<0.30	<0.24	<0.24	<0.30	<0.30

D- Quantified on sample dilution.

B- Parameter was detected in the method blank.

NA- Not Analyzed

BDL- Below the Detection Limit

** Sample was received with air bubbles in both sample bottles.

* Two compounds saturated. Sample was not diluted further.

Dilutions were performed using EPA SW846 method 8260.

P/NP- Present/Not Present

J- Result is less than the LOQ but greater than the LOD

¹ Duplicate

NS- Not Sampled

Indicates Detection

MW-57S (cont.)

PARAMETER	Enforcement Standard	2007		2008		2009		2010		2011	
		MAY	DEC.	JUNE	DEC.	JUNE	DEC.	JUNE	DEC.	JUNE	DEC.
Dichlorodifluoromethane (Freon 12)	1000	<0.40	<0.40	<0.40	<0.40	<1.0	<1.0	<0.30	<0.30	<0.23	<0.23
Trichlorofluoromethane (Freon 11)	3490	<0.40	<0.40	<0.40	<0.40	<1.0	<1.0	<0.14	<0.14	<0.30	<0.30
1,1-Dichloroethane	850	<0.40	<0.40	<0.40	<0.40	<1.0	<1.0	<0.080	<0.080	<0.23	<0.23
trans-1,2-Dichloroethene	100	<0.50	<0.50	<0.50	<0.50	<1.0	<1.0	<0.11	<0.11	<0.21	<0.21
Chloroform	6	<0.22	<0.22	<0.22	<0.22	<1.0	<1.0	<0.090	<0.090	<0.34	<0.34
1,1,1-Trichloroethane	200	<0.60	<0.60	<0.60	<0.60	<1.0	<1.0	<0.090	<0.090	<0.26	<0.26
Trichloroethene	5	<0.15	<0.15	<0.15	<0.15	<1.0	<1.0	<0.14	<0.14	<0.20	<0.20
Tetrachloroethene	5	<0.40	<0.40	<0.40	<0.40	<1.0	<1.0	<0.15	<0.15	<0.26	<0.26
Benzene	5	<0.16	<0.16	<0.16	<0.16	<1.0	<1.0	<0.080	<0.080	<0.36	<0.36
1,1-Dichloroethene	7	<0.40	<0.40	<0.40	<0.40	<1.0	<1.0	<0.20	<0.20	<0.47	<0.47
cis-1,2-Dichloroethene	70	<0.40	<0.40	<0.40	<0.40	<1.0	<1.0	<0.23	<0.23	<0.37	<0.37
1,2-Dichloroethane	5	<0.30	<0.30	<0.30	<0.30	<1.0	<1.0	<0.080	<0.080	<0.23	<0.23
1,1,2-Trichloroethane	5	<0.50	<0.50	<0.50	<0.50	<1.0	<1.0	<0.11	<0.11	<0.38	<0.38
Vinyl Chloride	0.2	<0.15	<0.15	<0.15	<0.15	<0.40	<0.40	<0.11	<0.11	<0.17	<0.17
Chloroethane	400	<0.40	<0.40	<0.40	<0.40	<1.0	<1.0	<0.32	<0.32	<0.32	<0.32
Chloromethane	30	<0.30	J ^{0.47}	<0.30	<0.30	<4.0	<4.0	<0.36	<0.36	<0.36	<0.36

PARAMETER	Enforcement Standard	2012		2013		2014		2015		2016	
		JUNE	DEC.	JUNE	DEC.	JUNE	DEC.	JUNE	DEC.	JUNE	DEC.
Dichlorodifluoromethane (Freon 12)	1000	<0.20	<0.20	<0.40	<0.40	<0.50	<0.50	<0.49	<0.49	<0.49	<0.23
Trichlorofluoromethane (Freon 11)	3490	<0.13	<0.13	<0.13	<0.13	<0.22	<0.22	<0.18	<0.18	<0.18	<0.33
1,1-Dichloroethane	850	<0.37	<0.37	<0.22	<0.50	<0.16	<0.16	<0.22	<0.22	<0.22	<0.17
trans-1,2-Dichloroethene	100	<0.14	<0.15	<0.24	<0.24	<0.23	<0.23	<0.21	<0.21	<0.21	<0.16
Chloroform	6	<0.10	<0.50	<0.27	<0.27	<0.16	<0.16	<0.27	<0.27	<0.27	<0.21
1,1,1-Trichloroethane	200	<0.19	<0.19	<0.50	<0.50	<0.26	<0.26	<0.20	<0.20	<0.20	<0.17
Trichloroethene	5	<0.070	<0.070	<0.12	<0.12	<0.091	<0.091	<0.14	<0.14	<0.14	<0.052
Tetrachloroethene	5	<0.13	<0.13	<0.29	<0.29	<0.16	<0.16	<0.19	<0.19	<0.19	<0.25
Benzene	5	<0.053	<0.053	<0.24	<0.24	<0.15	<0.15	<0.21	<0.21	<0.21	<0.16
1,1-Dichloroethene	7	<0.19	<0.19	<0.24	<0.24	<0.20	<0.20	<0.22	<0.22	<0.22	<0.28
cis-1,2-Dichloroethene	70	<0.085	<0.085	<0.23	<0.23	<0.13	<0.13	<0.25	<0.25	<0.25	<0.12
1,2-Dichloroethane	5	<0.37	<0.37	<0.22	<0.22	<0.13	<0.13	<0.17	<0.17	<0.17	<0.17
1,1,2-Trichloroethane	5	<0.015	<0.015	<0.16	<0.16	<0.13	<0.13	<0.24	<0.24	<0.24	<0.15
Vinyl Chloride	0.2	<0.16	<0.16	<0.14	<0.14	<0.20	<0.20	<0.15	<0.15	<0.15	<0.069
Chloroethane	400	<0.22	<0.22	<0.50	<0.50	<0.24	<0.24	<0.34	<0.34	<0.34	<0.34
Chloromethane	30	<0.41	<0.41	<2.0	<2.0	<0.34	<0.34	<0.64	<0.64	<0.64	<0.25

D- Quantified on sample dilution.

B- Parameter was detected in the method blank.

NA- Not Analyzed

BDL- Below the Detection Limit

** Sample was received with air bubbles in both sample bottles.

* Two compounds saturated. Sample was not diluted further.

Dilutions were performed using EPA SW846 method 8260.

P/NP- Present/Not Present

J- Result is less than the LOQ but greater than the LOD

¹ Duplicate

NS- Not Sampled

Indicates Detection

MW-57S (cont.)

PARAMETER	Enforcement Standard	2017		2018	
		JUNE	DEC.	JUNE	DEC.
Dichlorodifluoromethane (Freon 12)	1000	<0.23	<0.22	<0.23	<0.23
Trichlorofluoromethane (Freon 11)	3490	<0.33	<0.18	<0.23	<0.23
1,1-Dichloroethane	850	<0.17	<0.24	<0.17	<0.17
trans-1,2-Dichloroethene	100	<0.16	<0.26	<0.12	<0.24
Chloroform	6	<0.21	<2.5	<0.45	<0.45
1,1,1-Trichloroethane	200	<0.17	<0.50	<0.14	<0.18
Trichloroethene	5	<0.052	<0.33	<0.15	<0.15
Tetrachloroethene	5	<0.25	<0.50	<0.17	<0.17
Benzene	5	<0.16	<0.50	<0.10	<0.10
1,1-Dichloroethene	7	<0.28	<0.41	<0.16	<0.16
cis-1,2-Dichloroethene	70	<0.12	<0.26	<0.15	<0.15
1,2-Dichloroethane	5	<0.17	<0.17	<0.22	<0.22
1,1,2-Trichloroethane	5	<0.15	<0.20	<0.18	<0.18
Vinyl Chloride	0.2	<0.069	<0.18	<0.092	<0.092
Chloroethane	400	<0.34	<0.37	<0.49	<0.49
Chloromethane	30	<0.25	<0.50	<0.16	<0.16

D- Quantified on sample dilution.

B- Parameter was detected in the method blank.

NA- Not Analyzed

BDL- Below the Detection Limit

** Sample was received with air bubbles in both sample bottles.

* Two compounds saturated. Sample was not diluted further.


Dilutions were performed using EPA SW846 method 8260.

P/NP- Present/Not Present

J- Result is less than the LOQ but greater than the LOD

¹ Duplicate

NS- Not Sampled

 Indicates Detection

MW-57D

PARAMETER	Enforcement Standard	1991		1995	1996		1998		1999		2000	
		SEPT.	OCT.	DEC.	JUNE	DEC.	JUNE	DEC.	JUNE	DEC.	JUNE	DEC.
Dichlorodifluoromethane (Freon 12)	1000	<2.0	<2.0	<2.0	<2.0	<2.0	<2.0	<2.0	<2.0	<2.0	<0.14	<0.14
Trichlorofluoromethane (Freon 11)	3490	<1.0	<1.0	J ^{0.75}	<1.0	<1.0	<1.0	<1.0	<1.0	<1.0	<0.51	<0.51
1,1-Dichloroethane	850	<0.30	<0.30	<0.30	<0.30	<0.30	<0.30	0.46	<0.30	<0.30	J ^{0.26}	<0.26
trans-1,2-Dichloroethene	100	<0.30	<0.30	<0.30	<0.30	<0.30	<0.30	<0.30	<0.30	<0.30	<0.11	<0.11
Chloroform	6	<0.30	<0.30	<0.30	<0.30	<0.30	<0.30	<0.30	<0.30	<0.30	<0.18	<0.18
1,1,1-Trichloroethane	200	22	24	6.0	5.5	4.6	2.1	1.5	1.3	1.4	1.1	0.72
Trichloroethene	5	18	17	11	10	10	5.6	3.9	5.0	4.5	3.8	4.1
Tetrachloroethene	5	<0.40	<0.40	0.49	0.47	<0.40	J ^{0.14}	<0.40	<0.40	<0.40	<0.13	<0.13
Benzene	5	<0.30	<0.30	<0.30	<0.30	<0.30	<0.30	<0.30	<0.30	<0.30	<0.15	<0.15
1,1-Dichloroethene	7	<0.20	<0.20	1.1	0.34	0.44	<0.20	0.39	0.29	J ^{0.10}	J ^{0.16}	<0.10
cis-1,2-Dichloroethene	70	0.50	<0.30	<0.30	<0.30	<0.30	<0.30	<0.30	<0.30	<0.30	<0.12	<0.12
1,2-Dichloroethane	5	1.3	<0.50	<0.50	<0.50	<0.50	<0.50	<0.50	<0.50	<0.50	<0.27	<0.27
1,1,2-Trichloroethane	5	<0.30	<0.30	<0.30	<0.30	<0.30	<0.30	<0.30	<0.30	<0.30	<0.18	<0.18
Vinyl Chloride	0.2	<1.0	<1.0	<1.0	<1.0	<1.0	<1.0	<1.0	<1.0	<1.0	<0.11	<0.11
Chloroethane	400	<1.0	<1.0	<1.0	<1.0	<1.0	<1.0	<1.0	<1.0	<1.0	<0.24	<0.24
Chloromethane	30	<2.0	<2.0	BJ ^{0.27}	<2.0	<2.0	<2.0	<2.0	<2.0	<2.0	<0.090	<0.090

PARAMETER	Enforcement Standard	2001		2002		2003		2004		2005	
		JUNE	DEC.	JUNE	JAN.'03	JULY	JAN. '04	JULY	DEC.	JUNE	DEC.
Dichlorodifluoromethane (Freon 12)	1000	J ^{0.46}	J ^{0.53}	<0.14	<0.14	<0.14	<0.14	<2.0	<0.40	<0.60	<0.60
Trichlorofluoromethane (Freon 11)	3490	<0.51	<0.51	<0.51	<0.51	<0.51	<0.51	<1.0	<0.50	<0.50	<0.50
1,1-Dichloroethane	850	<0.26	<0.26	<0.26	<0.26	<0.26	<0.26	<0.50	<0.50	<0.50	<0.50
trans-1,2-Dichloroethene	100	<0.11	<0.11	<0.11	<0.11	<0.11	<0.11	<0.50	<0.50	<0.60	<0.60
Chloroform	6	<0.18	<0.18	<0.18	<0.18	<0.18	<0.18	<0.50	<0.25	<0.50	<0.50
1,1,1-Trichloroethane	200	0.97	0.54	1.2	0.54	0.64	0.52	0.58	J ^{0.59}	<0.60	<0.60
Trichloroethene	5	4.1	3.2	4.0	1.3	2.1	1.9	2.3	2.3	1.9	2.0
Tetrachloroethene	5	J ^{0.25}	<0.13	<0.13	<0.13	<0.13	<0.13	<0.50	<0.40	<0.40	<0.40
Benzene	5	<0.15	<0.15	<0.15	<0.15	<0.15	<0.15	<0.50	<0.40	<0.40	<0.40
1,1-Dichloroethene	7	0.20	<0.10	0.43	0.31	<0.10	<0.10	<0.50	<0.30	<0.50	<0.50
cis-1,2-Dichloroethene	70	<0.12	<0.12	J ^{0.28}	<0.12	<0.12	<0.12	<0.50	<0.25	<0.60	<0.60
1,2-Dichloroethane	5	<0.27	<0.27	<0.27	<0.27	<0.27	<0.27	<0.50	<0.40	<0.50	<0.50
1,1,2-Trichloroethane	5	<0.18	<0.18	<0.18	<0.18	<0.18	<0.18	<0.50	<0.40	<0.40	<0.40
Vinyl Chloride	0.2	<0.11	<0.11	<0.11	<0.11	<0.11	<0.11	<0.50	<0.12	<0.12	<0.12
Chloroethane	400	<0.24	<0.24	<0.24	<0.24	<0.24	<0.24	<1.0	<0.50	<0.70	<0.70
Chloromethane	30	<0.090	<0.090	<0.090	<0.090	<0.090	<0.090	<1.0	<0.30	<0.24	<0.24

D- Quantified on sample dilution.

B- Parameter was detected in the method blank.

NA- Not Analyzed

BDL- Below the Detection Limit

** Sample was received with air bubbles in both sample bottles.

* Two compounds saturated. Sample was not diluted further.

Dilutions were performed using EPA SW846 method 8260.

P/NP- Present/Not Present

J- Result is less than the LOQ but greater than the LOD

¹ Duplicate

NS- Not Sampled

Indicates Detection

MW-57D (cont.)

PARAMETER	Enforcement Standard	2006		2007		2008		2009		2010	
		JUNE	NOV.	MAY	DEC.	JUNE	DEC.	JUNE	DEC.	JUNE	DEC.
Dichlorodifluoromethane (Freon 12)	1000	<0.29	<0.29	<0.40	<0.40	<0.40	<0.40	<1.0	<1.0	<0.30	<0.30
Trichlorofluoromethane (Freon 11)	3490	<0.70	<0.70	<0.40	<0.40	<0.40	<0.40	<1.0	<1.0	<0.14	<0.14
1,1-Dichloroethane	850	<0.40	<0.40	<0.40	<0.40	<0.40	<0.40	<1.0	<1.0	<0.080	<0.080
trans-1,2-Dichloroethene	100	<0.40	<0.40	<0.50	<0.50	<0.50	<0.50	<1.0	<1.0	<0.11	<0.11
Chloroform	6	<0.50	<0.50	<0.22	<0.22	<0.22	<0.22	<1.0	<1.0	<0.090	<0.090
1,1,1-Trichloroethane	200	<0.50	J ^{0.52}	<0.60	<0.60	<0.60	<0.60	1.3	1.3	J ^{0.54}	J ^{0.66}
Trichloroethene	5	2.1	2.0	1.9	2.2	1.8	2.5	2.0	2.0	1.9	1.5
Tetrachloroethene	5	<0.29	<0.29	<0.40	<0.40	<0.40	<0.40	<1.0	<1.0	<0.15	<0.15
Benzene	5	<0.40	<0.40	<0.16	<0.16	<0.16	<0.16	<1.0	<1.0	<0.080	<0.080
1,1-Dichloroethene	7	<0.30	<0.30	<0.40	<0.40	<0.40	<0.40	<1.0	<1.0	<0.20	<0.20
cis-1,2-Dichloroethene	70	<0.40	<0.40	<0.40	<0.40	<0.40	<0.40	<1.0	<1.0	<0.23	<0.23
1,2-Dichloroethane	5	<0.50	<0.50	<0.30	<0.30	<0.30	<0.30	<1.0	<1.0	<0.080	<0.080
1,1,2-Trichloroethane	5	<0.50	<0.50	<0.50	<0.50	<0.50	<0.50	<1.0	<1.0	<0.11	<0.11
Vinyl Chloride	0.2	<0.15	<0.15	<0.15	<0.15	<0.15	<0.15	<0.40	<0.40	<0.11	<0.11
Chloroethane	400	<0.60	<0.60	<0.40	<0.40	<0.40	<0.40	<1.0	<1.0	<0.32	<0.32
Chloromethane	30	<0.30	<0.30	J ^{0.30}	<0.30	<0.30	<0.30	<4.0	<4.0	<0.36	<0.36

PARAMETER	Enforcement Standard	2011		2012	2013	2014	2015	2016	2017	2018
		JUNE	DEC.	JUNE	JUNE	JUNE	JUNE	JUNE	JUNE	JUNE
Dichlorodifluoromethane (Freon 12)	1000	<0.23	<0.23	<0.20	<0.40	<0.50	<0.49	<0.49	<0.23	<0.23
Trichlorofluoromethane (Freon 11)	3490	<0.30	<0.30	<0.13	<0.13	J ^{0.59}	<0.18	<0.18	<0.33	<0.23
1,1-Dichloroethane	850	<0.23	<0.23	<0.11	<0.50	<0.16	<0.22	<0.22	<0.17	<0.17
trans-1,2-Dichloroethene	100	<0.21	<0.21	<0.14	<0.24	<0.23	<0.21	<0.21	<0.16	<0.12
Chloroform	6	<0.34	<0.34	<0.10	<0.27	<0.16	<0.27	<0.27	<0.21	<0.45
1,1,1-Trichloroethane	200	J ^{0.84}	J ^{0.55}	J ^{0.53}	<0.50	J ^{0.36}	<0.20	<0.20	<0.17	<0.14
Trichloroethene	5	2.2	1.7	2.0	1.5	1.5	1.2	1.3	0.98	1.0
Tetrachloroethene	5	<0.26	<0.26	J ^{0.75}	<0.29	J ^{0.81}	<0.19	<0.19	<0.25	<0.17
Benzene	5	<0.36	<0.36	<0.053	<0.24	<0.15	<0.21	<0.21	<0.16	<0.10
1,1-Dichloroethene	7	<0.47	<0.47	<0.19	<0.24	<0.20	<0.22	<0.22	<0.28	<0.16
cis-1,2-Dichloroethene	70	<0.37	<0.37	<0.085	<0.23	<0.13	<0.25	<0.25	<0.12	<0.15
1,2-Dichloroethane	5	<0.23	<0.23	<0.37	<0.22	<0.16	<0.17	<0.17	<0.17	<0.22
1,1,2-Trichloroethane	5	<0.38	<0.38	<0.015	<0.16	<0.13	<0.24	<0.24	<0.15	<0.18
Vinyl Chloride	0.2	<0.17	<0.17	<0.16	<0.14	<0.20	<0.15	<0.15	<0.069	<0.092
Chloroethane	400	<0.32	<0.32	<0.22	<0.50	<0.24	<0.34	<0.34	<0.34	<0.49
Chloromethane	30	<0.36	<0.36	<0.41	<2.0	<0.34	<0.64	<0.64	<0.25	<0.16

D- Quantified on sample dilution.

B- Parameter was detected in the method blank.

NA- Not Analyzed

BDL- Below the Detection Limit

** Sample was received with air bubbles in both sample bottles.

* Two compounds saturated. Sample was not diluted further.

Dilutions were performed using EPA SW846 method 8260.

P/NP- Present/Not Present

J- Result is less than the LOQ but greater than the LOD

¹ Duplicate

NS- Not Sampled

Indicates Detection

RW-1

PARAMETER	Enforcement Standard	1985	1986		1987			1989			1990	
		SEPT.	APRIL	OCT.	APRIL	MAY	DEC.	JUNE	SEPT. 18	SEPT. 18	JUN. 19	SEPT. 24
Dichlorodifluoromethane (Freon 12)	1000	<1.0	<1.0	<1.0	<1.0	<1.0	<1.0	P/NP	P/NP	P/NP	P/NP	P/NP
Trichlorofluoromethane (Freon 11)	3490	<1.0	<1.0	<1.0	<1.0	0.40	<1.0	<1.0	<1.0	<1.0	<1.0	<1.0
1,1-Dichloroethane	850	14	<1.0	<1.0	<1.0	<1.0	<1.0	<1.0	<1.0	<1.0	<1.0	<1.0
trans-1,2-Dichloroethene	100	34	2.0	<1.0	<1.0	<1.0	<1.0	<1.0	<1.0	<1.0	<1.0	<1.0
Chloroform	6	4.0	<1.0	<1.0	<1.0	<1.0	<1.0	<1.0	<1.0	<1.0	<1.0	<1.0
1,1,1-Trichloroethane	200	890	160	64	380	<1.0	56	50	18	16	46	23
Trichloroethene	5	310	100	83	300	<1.0	37	31	11	10	38	27
Tetrachloroethene	5	<1.0	5.0	3.0	15	<1.0	2.0	<1.0	1.0	1.0	1.0	1.0
Benzene	5	<1.0	<1.0	<1.0	<1.0	<1.0	<1.0	<1.0	<1.0	<1.0	<1.0	<1.0
1,1-Dichloroethene	7	310	16	3.0	24	<1.0	2.0	4.0	1.0	1.0	<1.0	12
cis-1,2-Dichloroethene	70	NA	NA	NA	NA	NA	NA	NA	NA	NA	NA	NA
1,2-Dichloroethane	5	9.0	<1.0	<1.0	<1.0	<1.0	<1.0	<1.0	<1.0	<1.0	<1.0	<1.0
1,1,2-Trichloroethane	5	24	<1.0	<1.0	<1.0	<1.0	<1.0	<1.0	<1.0	<1.0	<1.0	<1.0
Vinyl Chloride	0.2	<1.0	<1.0	<1.0	<1.0	<1.0	<1.0	P/NP	P/NP	P/NP	P/NP	P/NP
Chloroethane	400	<1.0	<1.0	<1.0	<1.0	<1.0	<1.0	P/NP	P/NP	P/NP	P/NP	P/NP
Chloromethane	30	<5.0	<5.0	<5.0	<5.0	<5.0	<5.0	P/NP	P/NP	P/NP	P/NP	P/NP

PARAMETER	Enforcement Standard	1991			1992					1992	1993	
		SEPT. 9	SEPT. 13	SEPT. 20	DEC. 2	DEC. 3	DEC.7	DEC. 15	DEC. 21	DEC.29	JAN. 5	JAN. 14
Dichlorodifluoromethane (Freon 12)	1000	P/NP	P/NP	P/NP	<5.0	<5.0	<5.0	<5.0	<5.0	9.6	<5.0	<5.0
Trichlorofluoromethane (Freon 11)	3490	<1.0	<1.0	<1.0	<1.0	<1.0	<1.0	<1.0	<1.0	<1.0	<1.0	<1.0
1,1-Dichloroethane	850	<1.0	<1.0	<1.0	<0.50	<0.50	<0.50	<0.50	<0.50	<0.50	<0.50	<0.50
trans-1,2-Dichloroethene	100	1.0	<1.0	<1.0	1.9	1.7	2.4	<0.60	<0.60	<0.60	<0.60	2.7
Chloroform	6	<1.0	<1.0	<1.0	<0.20	<0.20	<0.20	<0.20	<0.20	<0.20	<0.20	<0.20
1,1,1-Trichloroethane	200	93	53	31	700	610	660	730	540	470	450	430
Trichloroethene	5	91	46	44	520	460	480	440	380	360	340	410
Tetrachloroethene	5	5.0	2.0	2.0	29	27	30	25	21	20	19	26
Benzene	5	<1.0	<1.0	<1.0	<0.30	<0.30	<0.30	<0.30	<0.30	<0.30	<0.30	<0.30
1,1-Dichloroethene	7	59	10	19	52	55	46	59	52	45	47	61
cis-1,2-Dichloroethene	70	NA	NA	NA	<0.20	<0.20	<0.20	<0.20	<0.20	<0.20	<0.20	<0.20
1,2-Dichloroethane	5	1.0	<1.0	<1.0	4.3	2.6	3.3	4.1	4.2	<0.30	<0.30	<0.30
1,1,2-Trichloroethane	5	<1.0	<1.0	<1.0	1.9	1.6	1.8	0.91	<0.30	<0.30	<0.30	<0.30
Vinyl Chloride	0.2	P/NP	P/NP	P/NP	<1.0	<1.0	<1.0	<1.0	<1.0	<1.0	<1.0	<1.0
Chloroethane	400	P/NP	P/NP	P/NP	<1.0	<1.0	<1.0	<1.0	<1.0	<1.0	<1.0	<1.0
Chloromethane	30	P/NP	P/NP	P/NP	<2.0	<2.0	<2.0	<2.0	<2.0	<2.0	<2.0	<2.0

D- Quantified on sample dilution.

B- Parameter was detected in the method blank.

NA- Not Analyzed

BDL- Below the Detection Limit

** Sample was received with air bubbles in both sample bottles.

* Two compounds saturated. Sample was not diluted further.

Dilutions were performed using EPA SW846 method 8260.

P/NP- Present/Not Present

J- Result is less than the LOQ but greater than the LOD

¹ Duplicate

NS- Not Sampled

Indicates Detection

RW-1 (cont.)

PARAMETER	Enforcement Standard	1994		1995		1996		1997		1998	
		JUN. 30	DEC. 6	SEP. 12	DEC. 14	MAR. 22	DEC.	JUNE	NOV.	JUNE	DEC.
Dichlorodifluoromethane (Freon 12)	1000	<5.0	<5.0	<5.0	<2.0	<2.0	<2.0	<2.0	<2.0	<2.0	<2.0
Trichlorofluoromethane (Freon 11)	3490	<1.0	<1.0	<1.0	<1.0	<1.0	<1.0	<1.0	<1.0	<1.0	<1.0
1,1-Dichloroethane	850	<0.50	<0.50	<0.50	0.97	<0.30	<0.30	<0.30	<0.30	<0.30	<0.30
trans-1,2-Dichloroethene	100	<0.60	<0.60	<0.60	<0.30	<0.30	<0.30	<0.30	<0.30	<0.30	<0.30
Chloroform	6	<0.20	<0.20	<0.20	<0.30	<0.30	<0.30	<0.30	<0.30	<0.30	<0.30
1,1,1-Trichloroethane	200	51	27	22	23	21	15	22	9.9	6.5	7.1
Trichloroethene	5	35	23	19	19	18	15	18	11	9.4	9.7
Tetrachloroethene	5	1.4	1.8	1.2	0.91	0.97	0.64	1.0	J ^{0.30}	J ^{0.14}	<0.40
Benzene	5	<0.30	<0.30	<0.30	<0.30	<0.30	<0.30	<0.30	<0.30	<0.30	<0.30
1,1-Dichloroethene	7	3.2	3.6	2.3	2.5	1.7	1.9	2.5	0.81	<0.20	0.23
cis-1,2-Dichloroethene	70	<0.20	<0.20	<0.20	<0.30	<0.30	<0.30	0.33	<0.30	<0.30	<0.30
1,2-Dichloroethane	5	<0.30	<0.30	<0.30	<0.50	<0.50	<0.50	<0.50	<0.50	<0.50	<0.50
1,1,2-Trichloroethane	5	<0.30	<0.30	<0.30	<0.30	<0.30	<0.30	<0.30	<0.30	<0.30	<0.30
Vinyl Chloride	0.2	<1.0	<1.0	<1.0	<1.0	<1.0	<1.0	<1.0	<1.0	<1.0	<1.0
Chloroethane	400	<1.0	<1.0	<1.0	<1.0	<1.0	<1.0	<1.0	<1.0	<1.0	<1.0
Chloromethane	30	<2.0	<2.0	<2.0	<2.0	<2.0	<2.0	<2.0	<2.0	<2.0	<2.0

PARAMETER	Enforcement Standard	1999		2000		2001		2002		2003	
		JUNE	DEC.	JUNE	DEC.	JUNE	DEC.	JUNE	JAN.'03	JULY	JAN.'04
Dichlorodifluoromethane (Freon 12)	1000	<2.0	<2.0	<0.14	<0.14	<0.14	<0.14	<0.14	No Sample	<0.14	<0.14
Trichlorofluoromethane (Freon 11)	3490	<1.0	<1.0	<0.51	<0.51	<0.51	<0.51	<0.51		<0.51	<0.51
1,1-Dichloroethane	850	<0.30	<0.30	<0.26	<0.26	<0.26	<0.26	<0.26		<0.26	<0.26
trans-1,2-Dichloroethene	100	<0.30	<0.30	<0.11	<0.11	<0.11	<0.11	<0.11		<0.11	<0.11
Chloroform	6	<0.30	<0.30	<0.18	<0.18	<0.18	<0.18	<0.18		<0.18	<0.18
1,1,1-Trichloroethane	200	4.5	5.0	2.6	2.1	1.9	3.4	2.2		2.3	2.0
Trichloroethene	5	6.2	7.0	4.0	4.2	4.2	5.6	4.2		3.7	2.9
Tetrachloroethene	5	<0.40	<0.40	<0.13	<0.13	J ^{0.19}	<0.13	<0.13		J ^{0.24}	J ^{0.15}
Benzene	5	<0.30	<0.30	<0.15	<0.15	<0.15	<0.15	<0.15		<0.15	<0.15
1,1-Dichloroethene	7	0.53	0.41	0.37	0.23	0.35	J ^{0.18}	0.31		J ^{0.19}	J ^{0.12}
cis-1,2-Dichloroethene	70	<0.30	<0.30	<0.12	<0.12	<0.12	<0.12	<0.12		<0.12	<0.12
1,2-Dichloroethane	5	<0.50	<0.50	<0.27	<0.27	<0.27	<0.27	<0.27		<0.27	<0.27
1,1,2-Trichloroethane	5	<0.30	<0.30	<0.18	<0.18	<0.18	<0.18	<0.18		<0.18	<0.18
Vinyl Chloride	0.2	<1.0	<1.0	<0.11	<0.11	<0.11	<0.11	<0.11		<0.11	<0.11
Chloroethane	400	<1.0	<1.0	<0.24	<0.24	<0.24	<0.24	<0.24		<0.24	<0.24
Chloromethane	30	<2.0	<2.0	<0.090	<0.090	J ^{0.93}	<0.090	<0.090	J ^{0.12}	<0.090	

D- Quantified on sample dilution.

B- Parameter was detected in the method blank.

NA- Not Analyzed

BDL- Below the Detection Limit

** Sample was received with air bubbles in both sample bottles.

* Two compounds saturated. Sample was not diluted further.

Dilutions were performed using EPA SW846 method 8260.

P/NP- Present/Not Present

J- Result is less than the LOQ but greater than the LOD

¹ Duplicate

NS- Not Sampled

Indicates Detection

RW-1 (cont.)

PARAMETER	Enforcement Standard	2004	2005		2006	2007			2008		
		JUNE	JUNE	DEC.	AUG.	JUNE	OCT	DEC.	MARCH	JUNE	NOV.
Dichlorodifluoromethane (Freon 12)	1000	<2.0	No sample collected, recovery well shut down.		<0.29	<0.40	<0.40	<0.40	<0.40	<0.40	<0.40
Trichlorofluoromethane (Freon 11)	3490	<1.0		<0.70	<0.40	<0.40	<0.40	<0.40	<0.40	<0.40	<0.40
1,1-Dichloroethane	850	<0.50		<0.40	<0.40	<0.40	<0.40	<0.40	<0.40	<0.40	<0.40
trans-1,2-Dichloroethene	100	<0.50		<0.40	<0.50	<0.50	<0.50	<0.50	<0.50	<0.50	<0.50
Chloroform	6	<0.50		<0.50	<0.22	<0.22	<0.22	<0.22	<0.22	<0.22	<0.22
1,1,1-Trichloroethane	200	5.8		32	2.8	2.2	J ^{1.5}	1.2	1.1	J ^{1.4}	
Trichloroethene	5	6.4		28	5.8	2.9	2.4	2.5	1.9	2.0	
Tetrachloroethene	5	J ^{0.41}		1.4	<0.40	<0.40	<0.40	<0.40	<0.40	<0.40	
Benzene	5	<0.50		<0.40	<0.16	<0.16	<0.16	<0.16	<0.16	<0.16	
1,1-Dichloroethene	7	J ^{0.27}		J ^{0.88}	J ^{0.81}	<0.40	<0.40	<0.40	<0.40	<0.40	
cis-1,2-Dichloroethene	70	<0.50		<0.40	<0.40	<0.40	<0.40	<0.40	<0.40	<0.40	
1,2-Dichloroethane	5	<0.50		<0.50	<0.30	<0.30	<0.30	<0.30	<0.30	<0.30	
1,1,2-Trichloroethane	5	<0.50		<0.50	<0.50	<0.50	<0.50	<0.50	<0.50	<0.50	
Vinyl Chloride	0.2	<0.50		<0.15	<0.15	<0.15	<0.15	<0.15	<0.15	<0.15	
Chloroethane	400	<1.0		<0.60	<0.40	<0.40	<0.40	<0.40	<0.40	<0.40	
Chloromethane	30	<1.0		<0.30	<0.30	<0.30	J ^{0.40}	<0.30	<0.30	<0.30	

PARAMETER	Enforcement Standard	2009				2010			
		MARCH	JUNE	OCT.	DEC.	APRIL	JUNE	SEPT.	DEC.
Dichlorodifluoromethane (Freon 12)	1000	No sample collected, recovery well shut down	<1.0	<1.0	<1.0	<0.50	<0.30	<0.30	<0.30
Trichlorofluoromethane (Freon 11)	3490		<1.0	<1.0	<1.0	<0.50	<0.14	<0.14	<0.14
1,1-Dichloroethane	850		<1.0	<1.0	<1.0	<0.50	<0.080	<0.080	<0.080
trans-1,2-Dichloroethene	100		<1.0	<1.0	<1.0	<0.50	<0.11	<0.11	<0.11
Chloroform	6		<1.0	<1.0	<1.0	<0.50	<0.090	<0.090	<0.090
1,1,1-Trichloroethane	200		2.3	<1.0	<1.0	J ^{0.82}	1.6	1.6	J ^{0.84}
Trichloroethene	5		3.7	1.8	1.4	1.4	2.1	2.1	1.4
Tetrachloroethene	5		<1.0	<1.0	<1.0	<0.50	<0.15	<0.15	<0.15
Benzene	5		<1.0	<1.0	<1.0	<0.50	<0.080	<0.080	<0.080
1,1-Dichloroethene	7		<1.0	<1.0	<1.0	<0.50	<0.20	<0.20	<0.20
cis-1,2-Dichloroethene	70		<1.0	<1.0	<1.0	<0.50	<0.23	<0.23	<0.23
1,2-Dichloroethane	5		<1.0	<1.0	<1.0	<0.50	<0.080	<0.080	<0.080
1,1,2-Trichloroethane	5		<1.0	<1.0	<1.0	<0.50	<0.11	<0.11	<0.11
Vinyl Chloride	0.2		<0.40	<0.40	<0.40	<0.20	<0.11	<0.11	<0.11
Chloroethane	400	<1.0	<1.0	<1.0	<0.50	<0.32	<0.32	<0.32	
Chloromethane	30	<4.0	<4.0	<4.0	<2.0	<0.36	<0.36	<0.36	

D- Quantified on sample dilution.

B- Parameter was detected in the method blank.

NA- Not Analyzed

BDL- Below the Detection Limit

** Sample was received with air bubbles in both sample bottles.

* Two compounds saturated. Sample was not diluted further.

Dilutions were performed using EPA SW846 method 8260.

P/NP- Present/Not Present

J- Result is less than the LOQ but greater than the LOD

¹ Duplicate

NS- Not Sampled

Indicates Detection

RW-1 (cont.)

PARAMETER	Enforcement Standard	2011				2012				
		MARCH	JUNE	OCT	DEC	MARCH	JUNE	SEPT	DEC	
Dichlorodifluoromethane (Freon 12)	1000	<0.29	<0.23	<0.23	<0.23	<0.25	<0.20	<0.20	No flow through valve - could not obtain a sample.	
Trichlorofluoromethane (Freon 11)	3490	<0.14	<0.30	<0.30	<0.30	<0.30	<0.13	<0.13		
1,1-Dichloroethane	850	<0.080	<0.23	<0.23	<0.23	<0.47	<0.11	<0.11		
trans-1,2-Dichloroethene	100	<0.11	<0.21	<0.21	<0.21	<0.21	<0.14	<0.25		
Chloroform	6	<0.090	<0.34	<0.34	<0.34	<0.34	<0.10	<0.14		
1,1,1-Trichloroethane	200	J ^{0.60}	<0.26	J ^{0.49}	J ^{0.54}	1.3	J ^{0.87}	J ^{0.54}		
Trichloroethene	5	1.4	1.1	1	1.3	2.3	1.7	1.2		
Tetrachloroethene	5	<0.15	<0.26	<0.26	<0.26	<0.26	J ^{0.13}	<0.13		
Benzene	5	<0.080	<0.36	<0.36	<0.36	<0.36	<0.053	<0.062		
1,1-Dichloroethene	7	<0.20	<0.47	<0.47	<0.47	<0.47	<0.19	<0.19		
cis-1,2-Dichloroethene	70	<0.23	<0.37	<0.37	<0.37	<0.37	<0.085	<0.085		
1,2-Dichloroethane	5	<0.080	<0.23	<0.23	<0.23	<0.23	<0.37	<0.37		
1,1,2-Trichloroethane	5	<0.11	<0.38	<0.38	<0.38	<0.38	<0.015	<0.15		
Vinyl Chloride	0.2	<0.11	<0.17	<0.17	<0.17	<0.17	<0.16	<0.16		
Chloroethane	400	<0.32	<0.32	<0.32	<0.32	<0.32	<0.22	<0.22		
Chloromethane	30	<0.36	<0.36	<0.36	<0.36	<0.36	<0.41	5.1		

PARAMETER	Enforcement Standard	2013				2014				
		MARCH	JUNE	SEPT	DEC	MARCH	JUNE	SEPT.	DEC.	
Dichlorodifluoromethane (Freon 12)	1000	<0.20	<0.40	<0.40	<0.40	<0.40	<0.50	No flow through valve - could not obtain a sample.	No flow through valve - could not obtain a sample.	
Trichlorofluoromethane (Freon 11)	3490	<0.13	<0.13	<0.13	<0.13	<0.13	<0.22			
1,1-Dichloroethane	850	<0.11	<0.50	<0.50	<0.50	<0.50	<0.16			
trans-1,2-Dichloroethene	100	<0.15	<0.24	<0.24	<0.24	<0.24	<0.23			
Chloroform	6	<0.14	<0.27	<0.27	<0.27	<0.27	<0.16			
1,1,1-Trichloroethane	200	J ^{0.38}	<0.50	<0.50	<0.50	<0.50	J ^{0.45}			
Trichloroethene	5	1.8	0.96	0.90	0.75	1.6	0.86			
Tetrachloroethene	5	<0.13	<0.29	J ^{0.38}	<0.29	<0.29	<0.16			
Benzene	5	<0.062	<0.24	<0.24	<0.24	<0.24	<0.15			
1,1-Dichloroethene	7	<0.19	<0.24	<0.24	<0.24	<0.24	<0.20			
cis-1,2-Dichloroethene	70	<0.085	<0.23	<0.23	<0.23	<0.23	<0.13			
1,2-Dichloroethane	5	<0.37	<0.22	<0.22	<0.22	<0.22	<0.13			
1,1,2-Trichloroethane	5	<0.15	<0.16	<0.16	<0.16	<0.16	<0.13			
Vinyl Chloride	0.2	<0.16	<0.14	<0.14	<0.14	<0.14	<0.20			
Chloroethane	400	<0.22	<0.50	<0.50	<0.50	<0.50	<0.24			
Chloromethane	30	<0.41	<2.0	<2.0	<2.0	<2.0	<0.34			

D- Quantified on sample dilution.

B- Parameter was detected in the method blank.

NA- Not Analyzed

BDL- Below the Detection Limit

** Sample was received with air bubbles in both sample bottles.

* Two compounds saturated. Sample was not diluted further.

Dilutions were performed using EPA SW846 method 8260.

P/NP- Present/Not Present

J- Result is less than the LOQ but greater than the LOD

¹ Duplicate

NS- Not Sampled

Indicates Detection

RW-1 (cont.)

PARAMETER	Enforcement Standard	2015 - 2018			
		MARCH	JUNE	SEPT.	DEC.
Dichlorodifluoromethane (Freon 12)	1000	Recovery well offline- No Sample			
Trichlorofluoromethane (Freon 11)	3490				
1,1-Dichloroethane	850				
trans-1,2-Dichloroethene	100				
Chloroform	6				
1,1,1-Trichloroethane	200				
Trichloroethene	5				
Tetrachloroethene	5				
Benzene	5				
1,1-Dichloroethene	7				
cis-1,2-Dichloroethene	70				
1,2-Dichloroethane	5				
1,1,2-Trichloroethane	5				
Vinyl Chloride	0.2				
Chloroethane	400				
Chloromethane	30				

D- Quantified on sample dilution.

B- Parameter was detected in the method blank.

NA- Not Analyzed

BDL- Below the Detection Limit

** Sample was received with air bubbles in both sample bottles.

* Two compounds saturated. Sample was not diluted further.

Dilutions were performed using EPA SW846 method 8260.

P/NP- Present/Not Present

J- Result is less than the LOQ but greater than the LOD

¹ Duplicate

NS- Not Sampled

 Indicates Detection

RW-2

PARAMETER	Enforcement Standard	1984	1985			1986					
		APRIL	MAY	DEC.	FEB	APRIL	SEPT.	OCT.	OCT.	NOV.	
Dichlorodifluoromethane (Freon 12)	1000	NA	NA	<1.0	<1.0	<1.0	<1.0	<1.0	<1.0	<1.0	<1.0
Trichlorofluoromethane (Freon 11)	3490	<1.0	<0.10	<1.0	<1.0	<1.0	<1.0	<1.0	<1.0	<1.0	<1.0
1,1-Dichloroethane	850	BDL	NA	<1.0	BDL	<1.0	<1.0	<1.0	<1.0	<1.0	<1.0
trans-1,2-Dichloroethene	100	<1.0	NA	1.0	BDL	2.0	<1.0	<1.0	<1.0	<1.0	<1.0
Chloroform	6	9.0	NA	<1.0	<1.0	<1.0	<1.0	<1.0	<1.0	<1.0	<1.0
1,1,1-Trichloroethane	200	400	Present	210	140	170	16	210	170	150	
Trichloroethene	5	280	Present	200	<1.0	23	7.0	16	200	150	
Tetrachloroethene	5	8.0	Present	<1.0	<1.0	<1.0	<1.0	7.0	<1.0	4.0	
Toluene	800	<1.0	NA	<1.0	<1.0	<1.0	<1.0	1.0	BDL	BDL	
Benzene	5	<1.0	NA	<1.0	<1.0	<1.0	<1.0	<1.0	<1.0	<1.0	
1,1-Dichloroethene	7	<1.0	Present	21	8.0	19	2.0	18	16	14	
cis-1,2-Dichloroethene	70	NA	NA	NA	NA	NA	NA	NA	NA	NA	
1,2-Dichloroethane	5	43	NA	<1.0	<1.0	<1.0	<1.0	<1.0	<1.0	<1.0	
1,1,2-Trichloroethane	5	NA	NA	<1.0	<1.0	<1.0	<1.0	<1.0	<1.0	<1.0	
Vinyl Chloride	0.2	NA	NA	<1.0	<1.0	<1.0	<1.0	<1.0	<1.0	<1.0	
Chloroethane	400	NA	NA	<1.0	NA	<1.0	<1.0	<1.0	<1.0	<1.0	
Chloromethane	30	NA	NA	<5.0	<5.0	<5.0	<5.0	<5.0	<5.0	<5.0	

PARAMETER	Enforcement Standard	1987								
		JAN	FEB	MARCH	JUNE	OCT	OCT	NOV	DEC	
Dichlorodifluoromethane (Freon 12)	1000	<1.0	<1.0	<1.0	<1.0	<1.0	<1.0	<1.0	<1.0	<1.0
Trichlorofluoromethane (Freon 11)	3490	<1.0	<1.0	<1.0	5.0	<1.0	<1.0	<1.0	<1.0	<1.0
1,1-Dichloroethane	850	<1.0	<1.0	<1.0	<1.0	<1.0	<1.0	<1.0	<1.0	<1.0
trans-1,2-Dichloroethene	100	<1.0	<1.0	<1.0	<1.0	<1.0	<1.0	<1.0	<1.0	<1.0
Chloroform	6	<1.0	<1.0	<1.0	<1.0	<1.0	<1.0	<1.0	<1.0	<1.0
1,1,1-Trichloroethane	200	89	130	133	4.0	110	100	120	120	
Trichloroethene	5	43	66	55	53	57	65	73	64	
Tetrachloroethene	5	3.0	4.0	3.0	0.8	1.0	3.0	11	4.0	
Toluene	800	1.0	<1.0	1.0	NA	<1.0	<1.0	<1.0	<1.0	<1.0
Benzene	5	<1.0	<1.0	<1.0	<1.0	<1.0	<1.0	<1.0	<1.0	<1.0
1,1-Dichloroethene	7	8.0	<1.0	8.0	<1.0	5.0	5.0	6.0	6.0	
cis-1,2-Dichloroethene	70	NA	NA	NA	NA	NA	NA	NA	NA	
1,2-Dichloroethane	5	<1.0	<1.0	<1.0	<1.0	<1.0	<1.0	<1.0	<1.0	<1.0
1,1,2-Trichloroethane	5	<1.0	<1.0	<1.0	<1.0	<1.0	<1.0	<1.0	<1.0	<1.0
Vinyl Chloride	0.2	<1.0	<1.0	<1.0	<1.0	<1.0	<1.0	<1.0	<1.0	<1.0
Chloroethane	400	<1.0	<1.0	<1.0	<1.0	<1.0	<1.0	<1.0	<1.0	<1.0
Chloromethane	30	<5.0	<5.0	<5.0	<5.0	<5.0	<5.0	<5.0	<5.0	<5.0

D- Quantified on sample dilution.

B- Parameter was detected in the method blank.

NA- Not Analyzed

BDL- Below the Detection Limit

** Sample was received with air bubbles in both sample bottles.

* Two compounds saturated. Sample was not diluted further.

Dilutions were performed using EPA SW846 method 8260.

P/NP- Present/Not Present

J- Result is less than the LOQ but greater than the LOD

¹ Duplicate

NS- Not Sampled

Indicates Detection

RW-2 (cont.)

PARAMETER	Enforcement Standard	1988									
		JAN. 4	JAN. 11	JAN. 18	JAN. 26	FEB. 1	FEB. 8	FEB. 8	FEB. 16	FEB. 22	FEB. 29
Dichlorodifluoromethane (Freon 12)	1000	<1.0	<1.0	<1.0	NA	<1.0	<1.0	<1.0	<1.0	<1.0	<1.0
Trichlorofluoromethane (Freon 11)	3490	<1.0	<1.0	<1.0	<1.0	<1.0	<1.0	<1.0	<1.0	<1.0	<1.0
1,1-Dichloroethane	850	<1.0	<1.0	<1.0	<1.0	<1.0	<1.0	<1.0	<1.0	<1.0	<1.0
trans-1,2-Dichloroethene	100	<1.0	<1.0	<1.0	<1.0	<1.0	<1.0	<1.0	<1.0	<1.0	<1.0
Chloroform	6	<1.0	<1.0	<1.0	NA	<1.0	<1.0	<1.0	<1.0	<1.0	<1.0
1,1,1-Trichloroethane	200	130	140	140	140	150	170	164	160	160	180
Trichloroethene	5	67	73	74	76	73	92	82	85	86	89
Tetrachloroethene	5	3.0	4.0	5.0	2.0	3.0	7.0	2.0	3.0	2.0	3.0
Toluene	800	<1.0	<1.0	<1.0	<1.0	<1.0	<1.0	<1.0	<1.0	<1.0	<1.0
Benzene	5	<1.0	<1.0	<1.0	NA	<1.0	<1.0	<1.0	<1.0	<1.0	<1.0
1,1-Dichloroethene	7	7.0	6.0	7.0	6.0	8.0	10.0	9.0	9.0	9.0	10
cis-1,2-Dichloroethene	70	NA	NA	NA	NA	NA	NA	NA	NA	NA	NA
1,2-Dichloroethane	5	<1.0	<1.0	<1.0	NA	<1.0	<1.0	<1.0	<1.0	<1.0	<1.0
1,1,2-Trichloroethane	5	<1.0	<1.0	<1.0	NA	<1.0	<1.0	<1.0	<1.0	<1.0	<1.0
Vinyl Chloride	0.2	<1.0	<1.0	<1.0	NA	<1.0	<1.0	<1.0	<1.0	<1.0	<1.0
Chloroethane	400	<1.0	<1.0	<1.0	NA	<1.0	<1.0	<1.0	<1.0	<1.0	<1.0
Chloromethane	30	<5.0	<5.0	<5.0	NA	<5.0	<5.0	<5.0	<5.0	<5.0	<5.0

PARAMETER	Enforcement Standard	1988									
		MAR. 7	MAR. 14	MAR. 21	MAR. 28	APR. 4	APR. 11	APR. 18	APR. 25	MAY 2	MAY 9
Dichlorodifluoromethane (Freon 12)	1000	P	P	P	P	P	P	P	P/NP	P/NP	P/NP
Trichlorofluoromethane (Freon 11)	3490	P	P	P	P	P	P	P	<0.10	<0.10	<0.10
1,1-Dichloroethane	850	<1.0	<1.0	<1.0	<1.0	<1.0	<1.0	<1.0	<0.10	<0.10	<0.10
trans-1,2-Dichloroethene	100	<1.0	<1.0	<1.0	<1.0	<1.0	<1.0	<1.0	<0.10	<0.10	<0.10
Chloroform	6	<1.0	<1.0	<1.0	<1.0	<1.0	<1.0	<1.0	<0.10	<0.10	<0.10
1,1,1-Trichloroethane	200	180	160	150	88	163	160	180	156	138	62
Trichloroethene	5	85	81	86	60	87	84	120	85	88	2.0
Tetrachloroethene	5	2.0	3.0	4.0	2.0	4.0	4.0	8.0	4.0	4.0	<1.0
Toluene	800	<1.0	<1.0	<1.0	<1.0	<1.0	<1.0	<1.0	NA	NA	NA
Benzene	5	<1.0	<1.0	<1.0	<1.0	<1.0	<1.0	<1.0	NA	NA	NA
1,1-Dichloroethene	7	11	8.0	15	8.0	17	17	16	<0.10	<1.0	<1.0
cis-1,2-Dichloroethene	70	NA	NA	NA	NA	NA	NA	NA	NA	NA	NA
1,2-Dichloroethane	5	<1.0	<1.0	<1.0	<1.0	<1.0	<1.0	<1.0	<0.10	<0.10	<0.10
1,1,2-Trichloroethane	5	<1.0	<1.0	<1.0	<1.0	<1.0	<1.0	<1.0	<0.10	<0.10	<0.10
Vinyl Chloride	0.2	P	P	P	P	P	P	P	P/NP	P/NP	P/NP
Chloroethane	400	P	P	P	P	P	P	P	P/NP	P/NP	P/NP
Chloromethane	30	P	P	P	P	P	P	P	P/NP	P/NP	P/NP

D- Quantified on sample dilution.

B- Parameter was detected in the method blank.

NA- Not Analyzed

BDL- Below the Detection Limit

** Sample was received with air bubbles in both sample bottles.

* Two compounds saturated. Sample was not diluted further.

Dilutions were performed using EPA SW846 method 8260.

P/NP- Present/Not Present

J- Result is less than the LOQ but greater than the LOD

¹ Duplicate

NS- Not Sampled

 Indicates Detection

RW-2 (cont.)

PARAMETER	Enforcement Standard	1988										
		MAY 31	JUN. 27	JUL. 5	JUL. 26	AUG. 22	SEPT. 6	SEPT. 30	OCT. 24	NOV. 14	DEC. 8	
Dichlorodifluoromethane (Freon 12)	1000	P/NP	P/NP	P/NP	P/NP	P/NP	P/NP	P/NP	P/NP	P/NP	P/NP	P/NP
Trichlorofluoromethane (Freon 11)	3490	<1.0	<1.0	<1.0	<1.0	<1.0	<1.0	<1.0	<1.0	<1.0	<1.0	<1.0
1,1-Dichloroethane	850	<1.0	<1.0	<1.0	<1.0	<1.0	<1.0	<1.0	<1.0	<1.0	<1.0	<1.0
trans-1,2-Dichloroethene	100	<1.0	11	9.0	<1.0	<1.0	<1.0	1.0	1.0	1.0	1.0	1.0
Chloroform	6	<1.0	<1.0	<1.0	<1.0	<1.0	<1.0	<1.0	<1.0	<1.0	<1.0	<1.0
1,1,1-Trichloroethane	200	110	150	100	140	140	140	170	73	190	134	
Trichloroethene	5	53	90	80	120	98	110	120	31	70	135	
Tetrachloroethene	5	13	<1.0	4.0	<1.0	5.0	4.0	7.0	3.0	<1.0	12	
Toluene	800	<1.0	<1.0	<1.0	<1.0	<1.0	<1.0	<1.0	<1.0	<1.0	<1.0	<1.0
Benzene	5	<1.0	<1.0	<1.0	<1.0	<1.0	<1.0	<1.0	<1.0	<1.0	<1.0	<1.0
1,1-Dichloroethene	7	<1.0	<1.0	<1.0	<1.0	7.0	8.0	<1.0	<1.0	<1.0	27	
cis-1,2-Dichloroethene	70	NA	NA	NA	NA	NA	NA	NA	NA	NA	NA	NA
1,2-Dichloroethane	5	<1.0	<1.0	<1.0	<1.0	<1.0	<1.0	<1.0	<1.0	<1.0	1.0	
1,1,2-Trichloroethane	5	<1.0	<1.0	<1.0	<1.0	<1.0	<1.0	<1.0	<1.0	<1.0	<1.0	<1.0
Vinyl Chloride	0.2	P/NP	P/NP	P/NP	P/NP	P/NP	P/NP	P/NP	P/NP	P/NP	P/NP	P/NP
Chloroethane	400	P/NP	P/NP	P/NP	P/NP	P/NP	P/NP	P/NP	P/NP	P/NP	P/NP	P/NP
Chloromethane	30	P/NP	P/NP	P/NP	P/NP	P/NP	P/NP	P/NP	P/NP	P/NP	P/NP	P/NP

PARAMETER	Enforcement Standard	1989										1991
		JAN. 4	JAN. 16	FEB. 13	FEB. 21	MAR. 21	APR. 5	APR. 11	APR. 20	JUN. 27	NOV. 12	
Dichlorodifluoromethane (Freon 12)	1000	P/NP	P/NP	P/NP	P/NP	P/NP	BQL	P/NP	P/NP	P/NP	P/NP	<2.0
Trichlorofluoromethane (Freon 11)	3490	<1.0	<1.0	<1.0	<1.0	<1.0	BQL	<1.0	<1.0	<1.0	<1.0	<1.0
1,1-Dichloroethane	850	1.0	<1.0	<1.0	<1.0	<1.0	BQL	<1.0	<1.0	<1.0	<1.0	1.0
trans-1,2-Dichloroethene	100	1.0	1.0	1.0	6.0	<1.0	BQL	<1.0	BQL	<1.0	2.0	
Chloroform	6	<1.0	<1.0	<1.0	<1.0	<1.0	<1.0	<1.0	<1.0	<1.0	<1.0	<1.0
1,1,1-Trichloroethane	200	145	150	140	170	160	68	130	97	190	950	
Trichloroethene	5	140	130	150	140	200	59	66	54	93	740	
Tetrachloroethene	5	8.0	6.0	7.0	3.0	<1.0	4.0	4.0	BQL	5.0	28	
Toluene	800	<1.0	<1.0	<1.0	<1.0	<1.0	<1.0	<1.0	<1.0	<1.0	<1.0	<1.0
Benzene	5	<1.0	<1.0	<1.0	<1.0	<1.0	<1.0	<1.0	<1.0	<1.0	<1.0	<1.0
1,1-Dichloroethene	7	<1.0	<1.0	27	25	BQL	43	7.0	12	<1.0	50	
cis-1,2-Dichloroethene	70	NA	NA	NA	NA	NA	NA	NA	NA	NA	NA	NA
1,2-Dichloroethane	5	<1.0	1.0	<1.0	<1.0	<1.0	BQL	<1.0	<1.0	<1.0	2.0	
1,1,2-Trichloroethane	5	<1.0	<1.0	<1.0	<1.0	<1.0	<1.0	<1.0	<1.0	<1.0	5.0	
Vinyl Chloride	0.2	P/NP	P/NP	P/NP	P/NP	P/NP	<2.0	P/NP	P/NP	P/NP	P/NP	<2.0
Chloroethane	400	P/NP	P/NP	P/NP	P/NP	P/NP	<2.0	P/NP	P/NP	P/NP	P/NP	<2.0
Chloromethane	30	P/NP	P/NP	P/NP	P/NP	P/NP	BQL	P/NP	P/NP	P/NP	P/NP	<2.0

D- Quantified on sample dilution.

B- Parameter was detected in the method blank.

NA- Not Analyzed

BDL- Below the Detection Limit

** Sample was received with air bubbles in both sample bottles.

* Two compounds saturated. Sample was not diluted further.

Dilutions were performed using EPA SW846 method 8260.

P/NP- Present/Not Present

J- Result is less than the LOQ but greater than the LOD

¹ Duplicate

NS- Not Sampled

Indicates Detection

RW-2 (cont.)

PARAMETER	Standard	1992									
		1991 DEC.2	JAN. 13	JAN. 18	JAN.26	FEB. 8	FEB. 23	MAR. 8	MAR. 22	APR. 7	MAY
Dichlorodifluoromethane (Freon 12)	1000	<5.0	<5.0	<5.0	<5.0	<5.0	<5.0	<5.0	<5.0	<5.0	<5.0
Trichlorofluoromethane (Freon 11)	3490	<1.0	<1.0	<1.0	<1.0	<1.0	<1.0	<1.0	<1.0	<1.0	<1.0
1,1-Dichloroethane	850	1.4	<0.50	<0.50	<0.50	<0.50	<0.50	<0.50	<0.50	<0.50	<0.50
trans-1,2-Dichloroethene	100	5.7	3.1	<0.60	<0.60	<0.60	<0.60	<0.60	<0.60	<0.60	<0.60
Chloroform	6	<0.20	<0.20	<0.20	<0.20	<0.20	<0.20	<0.20	<0.20	<0.20	<0.20
1,1,1-Trichloroethane	200	920	440	340	300	310	300	230	260	180	180
Trichloroethene	5	800	390	300	240	190	180	160	190	140	100
Tetrachloroethene	5	44	25	16	17	13	13	10	9.5	7.2	7.7
Toluene	800	<0.20	<0.20	<0.20	<0.20	<0.20	<0.20	<0.20	<0.20	<0.20	<0.20
Benzene	5	<0.30	<0.30	<0.30	<0.30	<0.30	<0.30	<0.30	<0.30	<0.30	<0.30
1,1-Dichloroethene	7	98	67	38	47	30	24	27	26	14	16
cis-1,2-Dichloroethene	70	<0.20	<0.20	<0.20	<0.20	<0.20	<0.20	<0.20	<0.20	<0.20	<0.20
1,2-Dichloroethane	5	7.7	<0.30	<0.30	<0.30	<0.30	<0.30	<0.30	<0.30	<0.30	<0.30
1,1,2-Trichloroethane	5	6.2	<0.30	<0.30	<0.30	<0.30	<0.30	<0.30	<0.30	<0.30	<0.30
Vinyl Chloride	0.2	<1.0	<1.0	<1.0	<1.0	<1.0	<1.0	<1.0	<1.0	<1.0	<1.0
Chloroethane	400	<1.0	<1.0	<1.0	<1.0	<1.0	<1.0	<1.0	<1.0	<1.0	<1.0
Chloromethane	30	<2.0	<2.0	<2.0	<2.0	<2.0	<2.0	<2.0	<2.0	<2.0	<2.0

PARAMETER	Enforcement Standard	1993				1994					
		JUN. 8	JUL. 13	SEP. 7	DEC. 10	MAR. 8	JUN. 8	JUN. 30	SEP. 7	DEC. 6	DEC. 22
Dichlorodifluoromethane (Freon 12)	1000	<5.0	<5.0	<5.0	<5.0	<5.0	<5.0	<5.0	<5.0	<5.0	<5.0
Trichlorofluoromethane (Freon 11)	3490	<1.0	<1.0	<1.0	<1.0	<1.0	<1.0	<1.0	<1.0	<1.0	<1.0
1,1-Dichloroethane	850	<0.50	<0.50	<0.50	<0.50	<0.50	<0.50	<0.50	<0.50	<0.50	<0.50
trans-1,2-Dichloroethene	100	<0.60	<0.60	<0.60	<0.60	<0.60	<0.60	<0.60	<0.60	<0.60	<0.60
Chloroform	6	<0.20	<0.20	<0.20	<0.20	<0.20	<0.20	<0.20	<0.20	<0.20	<0.20
1,1,1-Trichloroethane	200	110	130	130	84	92	57	36	44	27	21
Trichloroethene	5	85	87	91	61	58	46	32	33	23	20
Tetrachloroethene	5	4.9	8.4	5	6.1	4.2	1.6	0.63	1.4	1.8	0.63
Toluene	800	<0.20	<0.20	<0.20	<0.20	<0.20	<0.20	<0.20	<0.20	<0.20	<0.20
Benzene	5	<0.30	<0.30	<0.30	<0.30	<0.30	<0.30	<0.30	<0.30	<0.30	<0.30
1,1-Dichloroethene	7	13	8.6	12	6.1	9.8	4.3	2.6	5	3.6	2.9
cis-1,2-Dichloroethene	70	<0.20	<0.20	<0.20	<0.20	<0.20	<0.20	<0.20	<0.20	<0.20	<0.20
1,2-Dichloroethane	5	<0.30	<0.30	<0.30	<0.30	<0.30	<0.30	<0.30	<0.30	<0.30	<0.30
1,1,2-Trichloroethane	5	<0.30	<0.30	<0.30	<0.30	<0.30	<0.30	<0.30	<0.30	<0.30	<0.30
Vinyl Chloride	0.2	<1.0	<1.0	<1.0	<1.0	<1.0	<1.0	<1.0	<1.0	<1.0	<1.0
Chloroethane	400	<1.0	<1.0	<1.0	<1.0	<1.0	<1.0	<1.0	<1.0	<1.0	<1.0
Chloromethane	30	<2.0	<2.0	<2.0	<2.0	<2.0	<2.0	<2.0	<2.0	<2.0	<2.0

D- Quantified on sample dilution.

B- Parameter was detected in the method blank.

NA- Not Analyzed

BDL- Below the Detection Limit

** Sample was received with air bubbles in both sample bottles.

* Two compounds saturated. Sample was not diluted further.

Dilutions were performed using EPA SW846 method 8260.

P/NP- Present/Not Present

J- Result is less than the LOQ but greater than the LOD

¹ Duplicate

NS- Not Sampled

Indicates Detection

RW-2 (cont.)

PARAMETER	Enforcement Standard	1995				1996		1997		
		MAR. 16	JUN. 29	SEP. 12	DEC. 14		JUNE	DEC.	JUNE	NOV.
Dichlorodifluoromethane (Freon 12)	1000	<5.0	<5.0	<5.0	<2.0	<2.0	<2.0	<2.0	<2.0	<2.0
Trichlorofluoromethane (Freon 11)	3490	<1.0	<1.0	<1.0	<1.0	<1.0	<1.0	<1.0	<1.0	<1.0
1,1-Dichloroethane	850	<0.50	<0.50	<0.50	1.3	1.3	<0.30	<0.30	<0.30	<0.30
trans-1,2-Dichloroethene	100	<0.60	<0.60	<0.60	<0.30	<0.30	<0.30	<0.30	<0.30	<0.30
Chloroform	6	<0.20	<0.20	<0.20	<0.30	<0.30	<0.30	<0.30	<0.30	<0.30
1,1,1-Trichloroethane	200	60	43	16	22	14	12	13	14	8.1
Trichloroethene	5	57	25	17	18	14	14	15	15	11
Tetrachloroethene	5	2.4	1.9	0.86	1.2	0.93	J ^{0.38}	1.2	0.81	<0.40
Toluene	800	<0.20	<0.20	<0.20	<0.30	<0.30	<0.30	<0.30	<0.30	<0.30
Benzene	5	<0.30	<0.30	<0.30	<0.30	<0.30	<0.30	<0.30	<0.30	<0.30
1,1-Dichloroethene	7	11	<0.20	2.2	2.5	2.3	1.5	2.7	1.5	1.1
cis-1,2-Dichloroethene	70	<0.20	<0.20	<0.20	<0.30	<0.30	<0.30	<0.30	<0.30	<0.30
1,2-Dichloroethane	5	<0.30	<0.30	<0.30	<0.50	<0.50	<0.50	<0.50	<0.50	<0.50
1,1,2-Trichloroethane	5	<0.30	<0.30	<0.30	<0.30	<0.30	<0.30	<0.30	<0.30	<0.30
Vinyl Chloride	0.2	<1.0	<1.0	<1.0	<1.0	<1.0	<1.0	<1.0	<1.0	<1.0
Chloroethane	400	<1.0	<1.0	<1.0	<1.0	<1.0	<1.0	<1.0	<1.0	<1.0
Chloromethane	30	<2.0	<2.0	<2.0	<2.0	<2.0	<2.0	<2.0	<2.0	<2.0

PARAMETER	Enforcement Standard	1998		1999		2000		2001		2002	
		JUNE	DEC.	JUNE	DEC.	JUNE	DEC.	JUNE	DEC.	JUNE	JAN.'03
Dichlorodifluoromethane (Freon 12)	1000	<2.0	<2.0	<2.0	<2.0	<0.14	<0.14	<0.14	<0.14	<0.14	<0.14
Trichlorofluoromethane (Freon 11)	3490	<1.0	<1.0	<1.0	<1.0	J ^{0.56}	<0.51	<0.51	<0.51	<0.51	<0.51
1,1-Dichloroethane	850	<0.30	<0.30	<0.30	<0.30	<0.26	<0.26	<0.26	<0.26	<0.26	<0.26
trans-1,2-Dichloroethene	100	<0.30	<0.30	<0.30	<0.30	<0.11	<0.11	<0.11	<0.11	<0.11	<0.11
Chloroform	6	<0.30	<0.30	<0.30	<0.30	<0.18	<0.18	<0.18	<0.18	<0.18	<0.18
1,1,1-Trichloroethane	200	7.4	6.5	4.2	6.2	3.8	4.1	3.8	4.5	3.8	2.2
Trichloroethene	5	9.3	11	7.7	11	7.1	9.6	10	11	9.2	7.1
Tetrachloroethene	5	0.42	<0.40	<0.40	<0.40	<0.13	<0.13	J ^{0.26}	<0.13	<0.13	<0.13
Toluene	800	<0.30	<0.30	<0.30	<0.30	<0.16	<0.16	<0.16	<0.16	<0.16	<0.16
Benzene	5	<0.30	<0.30	<0.30	<0.30	<0.15	<0.15	<0.15	<0.15	<0.15	<0.15
1,1-Dichloroethene	7	4.5	0.67	0.73	1.0	0.84	0.88	0.90	0.94	0.94	0.82
cis-1,2-Dichloroethene	70	<0.30	<0.30	<0.30	<0.30	<0.12	<0.12	<0.12	<0.12	<0.12	J ^{0.24}
1,2-Dichloroethane	5	<0.50	<0.50	<0.50	<0.50	<0.27	<0.27	<0.27	<0.27	<0.27	<0.27
1,1,2-Trichloroethane	5	<0.30	<0.30	<0.30	<0.30	<0.18	<0.18	<0.18	<0.18	<0.18	<0.18
Vinyl Chloride	0.2	<1.0	<1.0	<1.0	<1.0	<0.11	<0.11	<0.11	<0.11	<0.11	<0.11
Chloroethane	400	<1.0	<1.0	<1.0	<1.0	<0.24	<0.24	<0.24	<0.24	<0.24	<0.24
Chloromethane	30	<2.0	<2.0	<2.0	<2.0	<0.090	<0.090	<0.090	<0.090	<0.090	<0.090

D- Quantified on sample dilution.

B- Parameter was detected in the method blank.

NA- Not Analyzed

BDL- Below the Detection Limit

** Sample was received with air bubbles in both sample bottles.

* Two compounds saturated. Sample was not diluted further.

Dilutions were performed using EPA SW846 method 8260.

P/NP- Present/Not Present

J- Result is less than the LOQ but greater than the LOD

¹ Duplicate

NS- Not Sampled

Indicates Detection

RW-2 (cont.)

PARAMETER	Enforcement Standard	2003		2004	2005		2006	2007		
		JULY	JAN. '04	JUNE	JUNE	DEC.	AUG.	JUNE	OCT.	DEC.
Dichlorodifluoromethane (Freon 12)	1000	<0.14	<0.14	<2.0	No sample collected, recovery well shut down.		<0.29	<0.40	<0.40	<0.40
Trichlorofluoromethane (Freon 11)	3490	<0.51	<0.51	<1.0		<0.70	<0.40	<0.40	<0.40	<0.40
1,1-Dichloroethane	850	<0.26	<0.26	<0.50		<0.40	<0.40	<0.40	<0.40	<0.40
trans-1,2-Dichloroethene	100	<0.11	<0.11	<0.50		<0.40	<0.50	<0.50	<0.50	<0.50
Chloroform	6	<0.18	<0.18	<0.50		<0.50	<0.22	<0.22	<0.22	<0.22
1,1,1-Trichloroethane	200	3.7	2.6	4.0		13	3.5	2.5	2.1	
Trichloroethene	5	7.8	6.3	7.2		18	6.6	5.3	4.7	
Tetrachloroethene	5	J ^{0.19}	J ^{0.14}	J ^{0.26}		J ^{0.94}	J ^{0.86}	<0.40	<0.40	
Toluene	800	<0.16	<0.16	<0.50		<0.40	<0.20	<0.20	<0.20	
Benzene	5	<0.15	<0.15	<0.50		<0.40	<0.16	<0.16	<0.16	
1,1-Dichloroethane	7	0.90	0.86	1.0		1.8	J ^{0.81}	J ^{0.65}	J ^{0.73}	
cis-1,2-Dichloroethene	70	<0.12	<0.12	<0.50		<0.40	<0.40	<0.40	<0.40	
1,2-Dichloroethane	5	<0.27	<0.27	<0.50		<0.50	<0.30	<0.30	<0.30	
1,1,2-Trichloroethane	5	<0.18	<0.18	<0.50		<0.50	<0.50	<0.50	<0.50	
Vinyl Chloride	0.2	<0.11	<0.11	<0.50		<0.15	<0.151	<0.15	<0.15	
Chloroethane	400	<0.24	<0.24	<1.0		<0.60	<0.40	<0.40	<0.40	
Chloromethane	30	<0.090	<0.090	<1.0	<0.30	<0.30	<0.30	<0.30	J ^{0.43}	

PARAMETER	Enforcement Standard	2008				2009			
		MARCH	JUNE	SEPT.	NOV.	MARCH	JUNE	OCT.	DEC.
Dichlorodifluoromethane (Freon 12)	1000	<0.40	<0.40	<0.40	<0.40	<1.0	No sample collected, recovery well shut down.	<1.0	<1.0
Trichlorofluoromethane (Freon 11)	3490	<0.40	<0.40	<0.40	<0.40	<1.0		<1.0	<1.0
1,1-Dichloroethane	850	<0.40	<0.40	<0.40	<0.40	<1.0		<1.0	<1.0
trans-1,2-Dichloroethene	100	<0.50	<0.50	<0.50	<0.50	<1.0		<1.0	<1.0
Chloroform	6	<0.22	<0.22	<0.22	<0.22	<1.0		<1.0	<1.0
1,1,1-Trichloroethane	200	2.2	1.9	2.1	2.0	1.6		<1.0	<1.0
Trichloroethene	5	6.7	4.5	5.4	5.4	4.5		2.8	2.5
Tetrachloroethene	5	<0.40	<0.40	<0.40	<0.40	<1.0		<1.0	<1.0
Toluene	800	<0.20	<0.20	<0.20	<0.20	<1.0		<1.0	<1.0
Benzene	5	<0.16	<0.16	<0.16	<0.16	<1.0		<1.0	<1.0
1,1-Dichloroethane	7	J ^{0.94}	J ^{0.66}	J ^{0.93}	J ^{0.74}	<1.0		<1.0	<1.0
cis-1,2-Dichloroethene	70	<0.40	<0.40	<0.40	<0.40	<1.0		<1.0	<1.0
1,2-Dichloroethane	5	<0.30	<0.30	<0.30	<0.30	<1.0		<1.0	<1.0
1,1,2-Trichloroethane	5	<0.50	<0.50	<0.50	<0.50	<1.0		<1.0	<1.0
Vinyl Chloride	0.2	<0.15	<0.15	<0.15	<0.15	<0.40		<0.40	<0.40
Chloroethane	400	<0.40	<0.40	<0.40	<0.40	<1.0		<1.0	<1.0
Chloromethane	30	<0.30	<0.30	<0.30	<0.30	<1.0	<4.0	<4.0	

D- Quantified on sample dilution.

B- Parameter was detected in the method blank.

NA- Not Analyzed

BDL- Below the Detection Limit

** Sample was received with air bubbles in both sample bottles.

* Two compounds saturated. Sample was not diluted further.

Dilutions were performed using EPA SW846 method 8260.

P/NP- Present/Not Present

J- Result is less than the LOQ but greater than the LOD

¹ Duplicate

NS- Not Sampled

Indicates Detection

RW-2 (cont.)

PARAMETER	Enforcement Standard	2010				2011			
		MARCH	JUNE	SEPT.	DEC.	MARCH	JUNE	OCT	DEC
Dichlorodifluoromethane (Freon 12)	1000	<0.50	<0.30	<0.30	<0.30	<0.30	<0.23	<0.23	<0.23
Trichlorofluoromethane (Freon 11)	3490	<0.50	<0.14	<0.14	<0.14	<0.14	<0.30	<0.30	<0.30
1,1-Dichloroethane	850	<0.50	<0.080	<0.080	<0.080	<0.080	<0.23	<0.23	<0.23
trans-1,2-Dichloroethene	100	<0.50	<0.11	<0.11	<0.11	<0.11	<0.21	<0.21	<0.21
Chloroform	6	<0.50	<0.090	<0.090	<0.090	<0.090	<0.34	<0.34	<0.34
1,1,1-Trichloroethane	200	2.5	6.5	3.4	1.0	J ^{0.73}	<0.26	J ^{0.63}	J ^{0.52}
Trichloroethene	5	3.8	7.0	5.4	2.3	2.5	2.7	2.2	2.2
Tetrachloroethene	5	<0.50	J ^{0.34}	J ^{0.19}	<0.15	<0.15	<0.26	<0.26	<0.26
Toluene	800	<0.50	<0.11	<0.11	<0.11	<0.11	<0.39	<0.39	<0.39
Benzene	5	<0.50	<0.080	<0.080	<0.080	<0.080	<0.36	<0.36	<0.36
1,1-Dichloroethene	7	<0.50	<0.20	J ^{0.45}	<0.20	<0.20	<0.47	<0.47	<0.47
cis-1,2-Dichloroethene	70	<0.50	<0.23	<0.23	<0.23	<0.23	<0.37	<0.37	<0.37
1,2-Dichloroethane	5	<0.50	<0.080	<0.080	<0.080	<0.080	<0.23	<0.23	<0.23
1,1,2-Trichloroethane	5	<0.50	<0.11	<0.11	<0.11	<0.11	<0.38	<0.38	<0.38
Vinyl Chloride	0.2	<0.20	<0.11	<0.11	<0.11	<0.11	<0.17	<0.17	<0.17
Chloroethane	400	<0.50	<0.32	<0.32	<0.32	<0.32	<0.32	<0.32	<0.32
Chloromethane	30	<2.0	<0.36	J ^{0.44}	<0.36	<0.36	<0.36	<0.36	J ^{0.40}

PARAMETER	Enforcement Standard	2012				2013			
		MARCH	JUNE	SEPT.	DEC.	MARCH	JUNE	SEPT.	DEC.
Dichlorodifluoromethane (Freon 12)	1000	<0.25	<0.20	<0.11	<0.11	<0.11	<0.40	<0.40	<0.40
Trichlorofluoromethane (Freon 11)	3490	<0.30	<0.13	<0.13	<0.13	<0.13	<0.13	<0.13	<0.13
1,1-Dichloroethane	850	<0.47	<0.37	<0.11	<0.11	<0.11	<0.50	<0.50	<0.50
trans-1,2-Dichloroethene	100	<0.21	<0.14	<0.15	<0.15	<0.15	<0.24	<0.24	<0.24
Chloroform	6	<0.34	<0.10	<0.14	<0.50	<0.14	<0.27	<0.27	<0.27
1,1,1-Trichloroethane	200	J ^{0.52}	J ^{0.41}	J ^{0.50}	J ^{0.39}	J ^{0.28}	<0.50	<0.50	<0.50
Trichloroethene	5	2.0	1.9	2.0	1.7	1.1	1.8	2.0	1.8
Tetrachloroethene	5	<0.26	<0.13	<0.13	<0.13	<0.13	<0.29	<0.29	<0.29
Toluene	800	<0.39	<0.076	<0.077	<0.077	<0.077	<0.23	<0.23	<0.23
Benzene	5	<0.36	<0.053	<0.062	<0.062	<0.062	<0.24	<0.24	<0.24
1,1-Dichloroethene	7	<0.47	J ^{0.23}	<0.19	<0.19	<0.19	<0.24	<0.24	<0.24
cis-1,2-Dichloroethene	70	<0.37	<0.085	<0.085	<0.085	<0.085	<0.23	<0.23	<0.23
1,2-Dichloroethane	5	<0.23	<0.37	<0.37	<0.37	<0.37	<0.22	<0.22	<0.22
1,1,2-Trichloroethane	5	<0.38	<0.015	<0.15	<0.15	<0.15	<0.16	<0.16	<0.16
Vinyl Chloride	0.2	<0.17	<0.16	<0.16	<0.16	<0.16	<0.14	<0.14	<0.14
Chloroethane	400	<0.32	<0.22	<0.22	<0.22	<0.22	<0.50	<0.50	<0.50
Chloromethane	30	<0.36	<0.41	<0.41	<0.41	<0.41	<2.0	<2.0	<2.0

D- Quantified on sample dilution.

B- Parameter was detected in the method blank.

NA- Not Analyzed

BDL- Below the Detection Limit

** Sample was received with air bubbles in both sample bottles.

* Two compounds saturated. Sample was not diluted further.

Dilutions were performed using EPA SW846 method 8260.

P/NP- Present/Not Present

J- Result is less than the LOQ but greater than the LOD

¹ Duplicate

NS- Not Sampled

Indicates Detection

RW-2 (cont.)

PARAMETER	Enforcement Standard	2014					2015 -2018			
		MARCH	JUNE	SEPT.	DEC.		MARCH	JUNE	SEPT.	DEC.
Dichlorodifluoromethane (Freon 12)	1000	<0.40	<0.50	<0.50		Recovery well offline- No Sample				
Trichlorofluoromethane (Freon 11)	3490	<0.13	<0.22	<0.22						
1,1-Dichloroethane	850	<0.50	<0.16	<0.16	No sample collected, recovery well shut down					
trans-1,2-Dichloroethene	100	<0.24	<0.23	<0.23						
Chloroform	6	<0.27	<0.16	<0.16						
1,1,1-Trichloroethane	200	<0.50	J ^{0.42}	J ^{0.45}						
Trichloroethene	5	1.6	1.6	2.3						
Tetrachloroethene	5	<0.29	<0.16	<0.16						
Toluene	800	<0.23	<0.11	<0.11						
Benzene	5	<0.24	<0.15	<0.15						
1,1-Dichloroethene	7	<0.24	J ^{0.48}	<0.20						
cis-1,2-Dichloroethene	70	<0.23	<0.13	<0.13						
1,2-Dichloroethane	5	<0.22	<0.13	<0.13						
1,1,2-Trichloroethane	5	<0.16	<0.13	<0.13						
Vinyl Chloride	0.2	<0.14	<0.20	<0.20						
Chloroethane	400	<0.50	<0.24	<0.24						
Chloromethane	30	<2.0	<0.34	<0.34						

D- Quantified on sample dilution.

B- Parameter was detected in the method blank.

NA- Not Analyzed

BDL- Below the Detection Limit

** Sample was received with air bubbles in both sample bottles.

* Two compounds saturated. Sample was not diluted further.

Dilutions were performed using EPA SW846 method 8260.

P/NP- Present/Not Present

J- Result is less than the LOQ but greater than the LOD

¹ Duplicate

NS- Not Sampled

 Indicates Detection

RW-3

PARAMETER	Enforcement Standard	2000		2001		2002	2003	2004		2005	
		FEB.	DEC.	JUNE	DEC.	JUNE	JAN.	JULY	JAN. '03	JUNE	DEC.
Dichlorodifluoromethane (Freon 12)	1000	<0.14	<0.14	<0.14	<0.14	<0.14	<0.14	No sample collected, recovery well shut down.	JAN. '03	No sample collected, recovery well shut down.	DEC.
Trichlorofluoromethane (Freon 11)	3490	<0.51	<0.51	<0.51	<0.51	<0.51	<0.51				
1,1-Dichloroethane	850	<0.26	<0.26	<0.26	<0.26	<0.26	<0.26				
trans-1,2-Dichloroethene	100	<0.11	<0.11	<0.11	<0.11	<0.11	<0.11				
Chloroform	6	<0.18	<0.18	<0.18	<0.18	<0.18	<0.18				
1,1,1-Trichloroethane	200	0.72	2.1	9	<0.19	0.67	1.6				
Trichloroethene	5	1.5	4.1	13	1.4	1.4	2.9				
Tetrachloroethene	5	<0.13	<0.13	0.84	<0.13	<0.13	<0.13				
Toluene	800	<0.16	<0.16	<0.16	<0.16	<0.16	<0.16				
Benzene	5	<0.15	<0.15	<0.15	<0.15	<0.15	<0.15				
1,1-Dichloroethene	7	<0.10	0.22	1.3	<0.10	<0.10	0.40				
cis-1,2-Dichloroethene	70	<0.12	<0.12	J ^{0.15}	<0.12	<0.12	<0.12				
1,2-Dichloroethane	5	<0.27	<0.27	<0.27	<0.27	<0.27	<0.27				
1,1,2-Trichloroethane	5	<0.18	<0.18	<0.18	<0.18	<0.18	<0.18				
Vinyl Chloride	0.2	<0.11	<0.11	<0.11	<0.11	<0.11	<0.11				
Chloroethane	400	<0.24	<0.24	<0.24	<0.24	<0.24	<0.24				
Chloromethane	30	<0.090	<0.090	J ^{0.90}	<0.090	<0.090	<0.090				

PARAMETER	Enforcement Standard	2006		2007		2008		2009
		JUNE	DEC.	JUNE	DEC.	JUNE	DEC.	
Dichlorodifluoromethane (Freon 12)	1000	No sample collected, recovery well shut down.	No sample collected, recovery well shut down.	No sample collected, recovery well shut down.	No sample collected, recovery well shut down.	No sample collected, recovery well shut down.	Well Abandoned 2009	
Trichlorofluoromethane (Freon 11)	3490							
1,1-Dichloroethane	850							
trans-1,2-Dichloroethene	100							
Chloroform	6							
1,1,1-Trichloroethane	200							
Trichloroethene	5							
Tetrachloroethene	5							
Toluene	800							
Benzene	5							
1,1-Dichloroethene	7							
cis-1,2-Dichloroethene	70							
1,2-Dichloroethane	5							
1,1,2-Trichloroethane	5							
Vinyl Chloride	0.2							
Chloroethane	400							
Chloromethane	30							

D- Quantified on sample dilution.

B- Parameter was detected in the method blank.

NA- Not Analyzed

BDL- Below the Detection Limit

** Sample was received with air bubbles in both sample bottles.

* Two compounds saturated. Sample was not diluted further.

Dilutions were performed using EPA SW846 method 8260.

P/NP- Present/Not Present

J- Result is less than the LOQ but greater than the LOD

¹ Duplicate

NS- Not Sampled

Indicates Detection

South Well

PARAMETER	Enforcement Standard	1984	1986				1987					
		APRIL	APRIL	SEPT.	OCT.	NOV	MARCH	MAY	JUNE	OCT	OCT	NOV
Dichlorodifluoromethane (Freon 12)	1000	NA	<1.0	<1.0	<1.0	<1.0	<1.0	<1.0	<1.0	<1.0	<1.0	<1.0
Trichlorofluoromethane (Freon 11)	3490	3.0	<1.0	<1.0	<1.0	<1.0	<1.0	2.0	23	<1.0	<1.0	<1.0
1,1-Dichloroethane	850	12	<1.0	<1.0	<1.0	<1.0	<1.0	2.0	<1.0	<1.0	<1.0	<1.0
trans-1,2-Dichloroethene	100	<1.0	<1.0	<1.0	<1.0	<1.0	<1.0	<1.0	<1.0	<1.0	<1.0	<1.0
Chloroform	6	BDL	<1.0	<1.0	<1.0	<1.0	<1.0	<1.0	<1.0	<1.0	<1.0	<1.0
1,1,1-Trichloroethane	200	56	150	20	2.0	14	56	120	20	120	100	32
Carbon Tetrachloride	5	1.0	<1.0	<1.0	<1.0	<1.0	<1.0	<1.0	<1.0	<1.0	<1.0	<1.0
Trichloroethene	5	49	19	2.0	<1.0	18	37	1.3	27	110	130	32
Toluene	343	<1.0	<1.0	<1.0	1.0	<1.0	2.0	NA	NA	<1.0	<1.0	<1.0
Tetrachloroethene	5	1.0	<1.0	<1.0	<1.0	<1.0	1.0	<1.0	5.0	2.0	BDL	5.0
Chlorobenzene	NONE	<1.0	<1.0	<1.0	<1.0	<1.0	<1.0	<1.0	<1.0	<1.0	<1.0	<1.0
Benzene	5	<1.0	<1.0	<1.0	<1.0	<1.0	<1.0	<1.0	<1.0	<1.0	<1.0	<1.0
1,1-Dichloroethene	7	5.0	17	4.0	1.0	2.0	4.0	BDL	6.0	6.0	<1.0	2.0
cis-1,2-Dichloroethene	70	NA	NA	NA	NA	NA	NA	NA	NA	NA	NA	NA
1,2-Dichloroethane	5	12	<1.0	<1.0	<1.0	<1.0	<1.0	<1.0	<1.0	<1.0	<1.0	<1.0
1,1,2-Trichloroethane	0.6	NA	<1.0	<1.0	<1.0	<1.0	<1.0	<1.0	<1.0	<1.0	<1.0	<1.0
Vinyl Chloride	0.2	NA	<1.0	<1.0	<1.0	<1.0	<1.0	<1.0	<1.0	<1.0	<1.0	<1.0
Chloroethane	400	NA	<1.0	<1.0	<1.0	<1.0	<1.0	<1.0	<1.0	<1.0	<1.0	<1.0
Chloromethane	3	NA	<5.0	<5.0	<5.0	<5.0	<5.0	<5.0	<5.0	<5.0	<5.0	<5.0
p/m-Xylene	620	<1.0	<1.0	<1.0	<1.0	<1.0	<1.0	<1.0	<1.0	<1.0	<1.0	<1.0
1,4-Dichlorobenzene	75	NA	<1.0	<1.0	<1.0	<1.0	<1.0	<1.0	<1.0	<1.0	<1.0	<1.0

PARAMETER	Enforcement Standard	1987	1988										
		DEC	JAN. 4	JAN. 11	JAN. 18	JAN. 26	FEB. 1	FEB. 1	FEB. 8	FEB. 16	FEB. 22	FEB. 29	
Dichlorodifluoromethane (Freon 12)	1000	<1.0	<1.0	<1.0	<1.0	<1.0	NA	<1.0	<1.0	<1.0	<1.0	<1.0	<1.0
Trichlorofluoromethane (Freon 11)	3490	<1.0	<1.0	<1.0	<1.0	<1.0	<1.0	<1.0	<1.0	<1.0	<1.0	<1.0	<1.0
1,1-Dichloroethane	850	<1.0	<1.0	<1.0	<1.0	<1.0	<1.0	<1.0	<1.0	<1.0	<1.0	<1.0	<1.0
trans-1,2-Dichloroethene	100	<1.0	<1.0	<1.0	<1.0	<1.0	<1.0	<1.0	<1.0	<1.0	<1.0	<1.0	<1.0
Chloroform	6	<1.0	<1.0	<1.0	<1.0	NA	<1.0	<1.0	<1.0	<1.0	<1.0	<1.0	<1.0
1,1,1-Trichloroethane	200	<1.0	27	32	99	<1.0	100	120	21	<1.0	<1.0	21	
Carbon Tetrachloride	5	<1.0	<1.0	<1.0	<1.0	NA	<1.0	<1.0	<1.0	<1.0	<1.0	<1.0	
Trichloroethene	5	<1.0	27	27	100	<1.0	100	120	19	<1.0	<1.0	20	
Toluene	343	<1.0	<1.0	<1.0	<1.0	<1.0	<1.0	<1.0	<1.0	<1.0	<1.0	<1.0	
Tetrachloroethene	5	<1.0	<1.0	<1.0	<1.0	<1.0	2.0	2.0	<1.0	<1.0	<1.0	<1.0	
Chlorobenzene	NONE	<1.0	<1.0	<1.0	<1.0	<1.0	<1.0	<1.0	<1.0	<1.0	<1.0	<1.0	
Benzene	5	<1.0	<1.0	<1.0	<1.0	NA	<1.0	<1.0	<1.0	<1.0	<1.0	<1.0	
1,1-Dichloroethene	7	<1.0	2.0	2.0	5.0	<1.0	7.0	9.0	1.0	<1.0	<1.0	1.0	
cis-1,2-Dichloroethene	70	NA	NA	NA	NA	NA	NA	NA	NA	NA	NA	NA	
1,2-Dichloroethane	5	<1.0	<1.0	<1.0	<1.0	NA	<1.0	<1.0	<1.0	<1.0	<1.0	<1.0	
1,1,2-Trichloroethane	0.6	<1.0	<1.0	<1.0	<1.0	NA	<1.0	<1.0	<1.0	<1.0	<1.0	<1.0	
Vinyl Chloride	0.2	<1.0	<1.0	<1.0	<1.0	NA	<1.0	<1.0	<1.0	<1.0	<1.0	<1.0	
Chloroethane	400	<1.0	<1.0	<1.0	<1.0	NA	<1.0	<1.0	<1.0	<1.0	<1.0	<1.0	
Chloromethane	3	<5.0	<5.0	<5.0	<5.0	NA	<5.0	<5.0	<5.0	<5.0	<5.0	<5.0	
p/m-Xylene	620	<1.0	<1.0	<1.0	<1.0	<1.0	<1.0	<1.0	<1.0	<1.0	<1.0	<1.0	
1,4-Dichlorobenzene	75	<1.0	<1.0	<1.0	<1.0	<1.0	<1.0	<1.0	<1.0	<1.0	<1.0	<1.0	

D- Quantified on sample dilution.

B- Parameter was detected in the method blank.

NA- Not Analyzed

BDL- Below the Detection Limit

E- Value exceeds highest calibration standard and should be considered an estimate.

** Sample was received with air bubbles in both sample bottles.

* Two compounds saturated. Sample was not diluted further.

Dilutions were performed using EPA SW846 method 8260.

P/NP- Present/Not Present

J- Result is less than the LOQ but greater than the LOD

¹ Duplicate

NS- Not Sampled

Indicates Detection

South Well (cont.)

PARAMETER	Enforcement Standard	1988									1991	1992
		MAR. 7	MAR. 14	MAR. 21	MAR. 28	APR. 4	APR. 25	JUN. 27	JUL. 26	SEPT. 30	OCT. 15	JUN. 17
Dichlorodifluoromethane (Freon 12)	1000	P	P	P	P	P	P/NP	P/NP	P/NP	P/NP	37	<5.0
Trichlorofluoromethane (Freon 11)	3490	P	P	P	P	P	<0.10	<1.0	<1.0	<1.0	<1.0	<1.0
1,1-Dichloroethane	850	<1.0	<1.0	<1.0	<1.0	<1.0	<0.10	<1.0	<1.0	<1.0	<1.0	<0.50
trans-1,2-Dichloroethene	100	<1.0	<1.0	<1.0	<1.0	<1.0	<0.10	<1.0	<1.0	3.0	1.0	0.99
Chloroform	6	<1.0	<1.0	<1.0	<1.0	<1.0	<0.10	<1.0	<1.0	<1.0	<1.0	<0.20
1,1,1-Trichloroethane	200	140	19	26	85	20	16	11	12	42	420	91
Carbon Tetrachloride	5	<1.0	<1.0	<1.0	<1.0	<1.0	<0.10	<1.0	<1.0	<1.0	<1.0	<0.60
Trichloroethene	5	130	18	30	110	17	21	2.0	3.0	51	360	59
Toluene	343	<1.0	<1.0	<1.0	<1.0	<1.0	NA	<1.0	<1.0	<1.0	<1.0	0.76
Tetrachloroethene	5	3.0	<1.0	4.0	4.0	1.0	1.0	<1.0	<1.0	<1.0	12	3.5
Chlorobenzene	NONE	<1.0	<1.0	<1.0	<1.0	<1.0	<0.30	<1.0	<1.0	<1.0	<1.0	<0.30
Benzene	5	<1.0	<1.0	<1.0	<1.0	<1.0	NA	<1.0	<1.0	<1.0	<1.0	<0.30
1,1-Dichloroethene	7	10	1.0	3.0	11	2.0	<0.10	<1.0	<1.0	<1.0	46	10
cis-1,2-Dichloroethene	70	NA	NA	NA	NA	NA	NA	NA	NA	NA	NA	<0.20
1,2-Dichloroethane	5	<1.0	<1.0	<1.0	<1.0	<1.0	<0.10	<1.0	<1.0	<1.0	<1.0	<0.30
1,1,2-Trichloroethane	0.6	<1.0	<1.0	<1.0	<1.0	<1.0	<0.10	<1.0	<1.0	<1.0	3.0	<1.0
Vinyl Chloride	0.2	P	P	P	P	P	P/NP	P/NP	P/NP	P/NP	<2.0	<1.0
Chloroethane	400	P	P	P	P	P	P/NP	P/NP	P/NP	P/NP	<2.0	<1.0
Chloromethane	3	P	P	P	P	P	P/NP	P/NP	P/NP	P/NP	<2.0	<2.0
p/m-Xylene	620	<1.0	<1.0	<1.0	<1.0	<1.0	NA	<1.0	<1.0	<1.0	<1.0	0.88
1,4-Dichlorobenzene	75	<1.0	<1.0	<1.0	<1.0	<1.0	<0.20	<1.0	<1.0	<1.0	<1.0	<0.60

PARAMETER	Enforcement Standard	1992		1993						1994			
		SEPT. 22	DEC. 16	FEB. 9	MAR. 30		JUN. 24	SEPT. 29	DEC. 22	MAR. 22	JUN. 24	SEPT. 28	
Dichlorodifluoromethane (Freon 12)	1000	28	<5.0	<5.0	<5.0	<5.0	<5.0	<5.0	<5.0	13	<5.0	<5.0	13
Trichlorofluoromethane (Freon 11)	3490	<1.0	<1.0	<1.0	<1.0	<1.0	<1.0	<1.0	<1.0	<1.0	<1.0	<1.0	<1.0
1,1-Dichloroethane	850	<0.50	<0.50	<0.50	<0.50	<0.50	0.98	<0.50	0.88	30	<0.50	<0.50	<0.50
trans-1,2-Dichloroethene	100	<0.60	<0.60	<0.60	<0.60	2.2	1.4	<0.60	1.3	<0.60	<0.60	<0.60	<0.60
Chloroform	6	<0.20	<0.20	<0.20	<0.20	<0.20	<0.20	<0.20	0.43	<0.20	<0.20	<0.20	<0.20
1,1,1-Trichloroethane	200	D ⁷⁷	48	630	4.9	220	230	8.1	220	98	98	120	120
Carbon Tetrachloride	5	<0.60	<0.60	<0.60	<0.60	<0.60	<0.60	<0.60	<0.60	<0.60	<0.60	<0.60	<0.60
Trichloroethene	5	D ⁵⁶	61	690	5.7	260	220	12	250	210	130	140	140
Toluene	343	1.6	<0.20	<0.20	<0.20	<0.20	<0.20	<0.20	<0.20	<0.20	<0.20	<0.20	<0.20
Tetrachloroethene	5	3.1	2.6	26	<0.40	13	12	0.72	14	17	5.2	8.6	8.6
Chlorobenzene	NONE	0.30	<0.30	<0.30	<0.30	<0.30	<0.30	<0.30	<0.30	<0.30	<0.30	<0.30	<0.30
Benzene	5	<0.30	<0.30	<0.30	<0.30	<0.30	<0.30	<0.30	<0.30	<0.30	<0.30	<0.30	<0.30
1,1-Dichloroethene	7	7.9	12	68	1.7	49	36	2.6	41	<0.20	15	24	24
cis-1,2-Dichloroethene	70	<0.20	<0.20	<0.20	<0.20	1.5	1.4	<0.20	1.6	<0.20	<0.20	<0.20	<0.20
1,2-Dichloroethane	5	<0.30	<0.30	<0.30	<0.30	2.2	3.7	<0.30	<0.30	<0.30	<0.30	<0.30	<0.30
1,1,2-Trichloroethane	0.6	<1.0	<1.0	<1.0	<1.0	1.4	3.9	<1.0	1.8	<1.0	<1.0	<1.0	<1.0
Vinyl Chloride	0.2	<1.0	<1.0	<1.0	<1.0	<1.0	<1.0	<1.0	<1.0	<1.0	<1.0	<1.0	<1.0
Chloroethane	400	<1.0	<1.0	<1.0	<1.0	<1.0	<1.0	<1.0	<1.0	<1.0	<1.0	<1.0	<1.0
Chloromethane	3	<2.0	<2.0	<2.0	<2.0	<2.0	<2.0	<2.0	<2.0	<2.0	<2.0	<2.0	<2.0
p/m-Xylene	620	<0.30	<0.30	<0.30	<0.30	<0.30	<0.30	<0.30	<0.30	<0.30	<0.30	<0.30	<0.30
1,4-Dichlorobenzene	75	2.7	2.9	<0.60	<0.60	<0.60	<0.60	<0.60	<0.60	<0.60	<0.60	<0.60	<0.60

D- Quantified on sample dilution.

B- Parameter was detected in the method blank.

NA- Not Analyzed

BDL- Below the Detection Limit

E- Value exceeds highest calibration standard and should be considered an estimate.

** Sample was received with air bubbles in both sample bottles.

* Two compounds saturated. Sample was not diluted further.

Dilutions were performed using EPA SW846 method 8260.

P/NP- Present/Not Present

J- Result is less than the LOQ but greater than the LOD

¹ Duplicate

NS- Not Sampled

Indicates Detection

South Well (cont.)

PARAMETER	Enforcement Standard	1994		1995				1996			
		DEC. 22	MAR. 29	JUNE	SEPT.	DEC	MAR	JUNE	SEPT.	DEC	
Dichlorodifluoromethane (Freon 12)	1000	20	<5.0	<5.0	<5.0	4.3	9.3	J ^{0.61}	4.3	2.5	
Trichlorofluoromethane (Freon 11)	3490	<1.0	<1.0	<1.0	<1.0	<1.0	<1.0	<1.0	<1.0	<1.0	
1,1-Dichloroethane	850	<0.50	0.62	<0.50	<0.50	<0.30	<0.30	<0.30	<0.30	<0.30	
trans-1,2-Dichloroethene	100	<0.60	<0.60	<0.60	<0.60	0.57	<0.30	<0.30	<0.30	<0.30	
Chloroform	6	<0.20	<0.20	<0.20	<0.20	<0.30	<0.30	<0.30	<0.30	<0.30	
1,1,1-Trichloroethane	200	130	58	51	51	D ⁵⁸	53	D ⁴¹	D ²⁸	D ³⁶	
Carbon Tetrachloride	5	<0.60	<0.60	<0.60	<0.60	<0.60	<0.40	<0.40	<0.40	<0.40	
Trichloroethene	5	150	140	68	78	D ⁵⁹	70	D ⁵⁹	D ⁵¹	D ⁵²	
Toluene	343	3.8	<0.20	1.7	<0.20	<0.20	1.7	<0.16	0.69	3.2	
Tetrachloroethene	5	7.5	5.6	5.4	4.1	3.4	2.5	2.9	3.0	2.7	
Chlorobenzene	NONE	<0.30	<0.30	<0.30	<0.30	<0.040	<0.30	<0.30	<0.30	<0.30	
Benzene	5	<0.30	<0.30	<0.30	<0.30	<0.30	<0.30	<0.30	<0.30	<0.30	
1,1-Dichloroethene	7	22	48	10	11	D ²²	7.4	10	6.2	9.7	
cis-1,2-Dichloroethene	70	<0.20	<0.20	<0.20	<0.20	<0.30	<0.30	<0.30	<0.30	<0.30	
1,2-Dichloroethane	5	<0.30	<0.30	<0.30	<0.30	<0.50	<0.50	<0.50	<0.50	<0.50	
1,1,2-Trichloroethane	0.6	0.49	<0.30	<0.30	<0.30	<0.30	<0.30	<0.30	<0.30	<0.30	
Vinyl Chloride	0.2	<1.0	<1.0	<1.0	<1.0	<1.0	<1.0	<1.0	<1.0	<1.0	
Chloroethane	400	<1.0	<1.0	<1.0	<1.0	<2.0	<1.0	<1.0	<1.0	<1.0	
Chloromethane	3	<2.0	<2.0	<2.0	<2.0	BJ ^{0.38}	BJ ^{1.6}	<2.0	<2.0	<2.0	
p/m-Xylene	620	<0.30	<0.30	<0.30	<0.30	<0.60	<0.80	<0.80	<0.80	<0.80	

PARAMETER	Enforcement Standard	1997				1998			
		MAR	JUNE	SEPT.	NOV.	MAR	JUNE	SEPT.	DEC.
Dichlorodifluoromethane (Freon 12)	1000	J ^{0.75}	J ^{1.2}	J ^{1.2}	<2.0	J ^{0.66}	J ^{1.3}	<2.0	<2.0
Trichlorofluoromethane (Freon 11)	3490	<1.0	<1.0	<1.0	<1.0	<1.0	<1.0	<1.0	<1.0
1,1-Dichloroethane	850	<0.30	<0.30	<0.30	<0.30	<0.30	<0.30	<0.30	<0.30
trans-1,2-Dichloroethene	100	<0.30	<0.30	<0.30	<0.30	<0.30	<0.30	<0.30	<0.30
Chloroform	6	<0.30	<0.30	<0.30	<0.30	<0.30	<0.30	<0.30	<0.30
1,1,1-Trichloroethane	200	D ³⁵	26	17	22	22.0	20	15	15
Carbon Tetrachloride	5	<0.40	<0.40	<0.40	<0.40	<0.40	<0.40	<0.40	<0.40
Trichloroethene	5	D ⁶⁰	45	33	43	41	36#	29	E ³²
Toluene	343	<0.30	<0.30	<0.30	<0.30	1.3	<0.30	<0.30	<0.30
Tetrachloroethene	5	2.8	2.1	2.2	1.6	1.3	<0.40	1.1	0.90
Chlorobenzene	NONE	<0.30	<0.30	<0.30	<0.30	<0.30	<0.30	<0.30	<0.30
Benzene	5	<0.30	<0.30	<0.30	<0.30	<0.30	<0.30	<0.30	<0.30
1,1-Dichloroethene	7	10	7.2	7.0	5.6	6.4	8.3	3.5	3.7
cis-1,2-Dichloroethene	70	<0.30	<0.30	J ^{0.19}	<0.30	0.25	<0.30	0.90	J ^{0.27}
1,2-Dichloroethane	5	<0.50	<0.50	<0.50	<0.50	<0.50	<0.50	<0.50	<0.50
1,1,2-Trichloroethane	0.6	0.41	0.35	0.56	0.62	0.34	0.45	0.45	0.48
Vinyl Chloride	0.2	<1.0	<1.0	<1.0	<1.0	<1.0	<1.0	<1.0	<1.0
Chloroethane	400	<1.0	<1.0	<1.0	<1.0	<1.0	<1.0	<1.0	<1.0
Chloromethane	3	<2.0	<2.0	<2.0	<2.0	<2.0	<2.0	<2.0	<2.0
p/m-Xylene	620	<0.80	<0.80	<0.80	<0.80	<0.80	<0.80	<0.80	<0.80
Methylene Chloride	5	<5.0	<5.0	<5.0	<5.0	<5.0	J ^{2.1}	<5.0	<5.0

D- Quantified on sample dilution.

B- Parameter was detected in the method blank.

NA- Not Analyzed

BDL- Below the Detection Limit

E- Value exceeds highest calibration standard and should be considered an estimate.

** Sample was received with air bubbles in both sample bottles.

* Two compounds saturated. Sample was not diluted further.

Dilutions were performed using EPA SW846 method 8260.

P/NP- Present/Not Present

J- Result is less than the LOQ but greater than the LOD

¹ Duplicate

NS- Not Sampled

Indicates Detection

South Well (cont.)

PARAMETER	Enforcement Standard	1999				2000				2001	
		MAR	JUNE	SEPT.	DEC.	MARCH	JUNE	SEPT.	DEC.	JUNE	DEC.
Dichlorodifluoromethane (Freon 12)	1000	J ^{1.7}	J ^{0.54}	<0.14	J ^{0.79}	J ^{0.64}	<0.14	<0.14	<0.14	<0.14	<0.14
Trichlorofluoromethane (Freon 11)	3490	<1.0	<1.0	<1.0	<1.0	<0.51	<0.51	<0.51	<0.51	<0.51	<0.51
1,1-Dichloroethane	850	<0.30	<0.30	<0.30	<0.30	<0.26	<0.26	<0.26	<0.26	<0.26	<0.26
trans-1,2-Dichloroethene	100	<0.30	<0.30	<0.30	<0.30	<0.11	<0.11	<0.11	<0.11	<0.11	<0.11
Chloroform	6	<0.30	<0.30	<0.30	<0.30	<0.18	<0.18	<0.18	<0.18	<0.18	<0.18
1,1,1-Trichloroethane	200	14	14	8.8	12	9.6	9.8	5.1	10	6.6	5.2
Carbon Tetrachloride	5	<0.40	<0.40	<0.40	<0.40	<0.14	<0.14	<0.14	<0.14	<0.14	<0.14
Trichloroethene	5	21	28 #	22	20	22	22	17	23	D ²⁵	17
Toluene	343	<0.30	<0.30	<0.30	<0.30	0.57	<0.16	<0.16	<0.16	<0.16	<0.16
Tetrachloroethene	5	1.3	J ^{0.38}	0.45	0.66	0.46	0.75	J ^{0.37}	0.59	0.59	<0.13
Chlorobenzene	NONE	<0.30	<0.30	<0.30	<0.30	<0.15	<0.15	<0.15	<0.15	<0.15	<0.15
Benzene	5	<0.30	<0.30	<0.30	<0.30	<0.15	<0.15	<0.15	<0.15	<0.15	<0.15
1,1-Dichloroethene	7	4.1	3.9	2.4	3.6	3.5	3.5	1.8	3.9	2.6	1.9
cis-1,2-Dichloroethene	70	0.33	<0.30	<0.30	<0.30	<0.12	J ^{0.18}	<0.12	<0.12	J ^{0.18}	<0.12
1,2-Dichloroethane	5	<0.50	<0.50	<0.50	<0.50	<0.27	<0.27	<0.27	<0.27	<0.27	<0.27
1,1,2-Trichloroethane	0.6	<0.30	<0.30	0.34	<0.30	<0.18	<0.18	<0.18	<0.18	0.50	<0.18
Vinyl Chloride	0.2	<1.0	<1.0	<1.0	<1.0	<0.11	<0.11	<0.11	<0.11	<0.11	<0.11
Chloroethane	400	<1.0	<1.0	<1.0	<1.0	<0.24	<0.24	<0.24	<0.24	<0.24	<0.24
Chloromethane	3	<2.0	<2.0	J ^{0.58}	<2.0	<0.090	<0.090	<0.090	<0.090	<0.090	<0.090
p/m-Xylene	620	<0.80	<0.80	<0.80	<0.80	<0.31	<0.31	<0.31	<0.31	<0.31	<0.31
Methylene Chloride	5	<5.0	<5.0	<5.0	<5.0	J ^{2.7}	<0.45	<0.45	<0.45	<0.45	<0.45

PARAMETER	Enforcement Standard	2002		2003		2004		2005		2006	2007
		JUNE	JAN.'03	JULY	JAN. '04	JULY	DEC.	JUNE	DEC.	JUNE	JUNE
Dichlorodifluoromethane (Freon 12)	1000	<0.14	<0.14	<0.14	<0.14	<2.0	<0.40	<0.60	<0.60	<0.29	<0.40
Trichlorofluoromethane (Freon 11)	3490	<0.51	<0.51	<0.51	<0.51	<1.0	<0.50	<0.50	<0.50	<0.70	<0.40
1,1-Dichloroethane	850	<0.26	<0.26	<0.26	<0.26	<0.50	<0.50	<0.50	<0.50	<0.40	<0.40
trans-1,2-Dichloroethene	100	<0.11	<0.11	<0.11	<0.11	<0.50	<0.50	<0.60	<0.60	<0.40	<0.50
Chloroform	6	<0.18	<0.18	<0.18	<0.18	<0.50	<0.25	<0.50	<0.50	<0.50	<0.22
1,1,1-Trichloroethane	200	3.4	1.7	2.6	3.2	3.5	4.5	4.9	4.2	4.1	6.9
Carbon Tetrachloride	5	<0.14	<0.14	<0.14	<0.14	<0.50	<0.40	<0.50	<0.50	<0.50	<0.40
Trichloroethene	5	10	8.1	8.0	12	9.2	12	13	10	11	16
Toluene	343	<0.16	<0.16	<0.16	<0.16	<0.50	<0.40	<0.40	<0.40	<0.40	<0.20
Tetrachloroethene	5	<0.13	<0.13	J ^{0.31}	J ^{0.29}	J ^{0.39}	J ^{0.56}	J ^{0.48}	J ^{0.43}	J ^{0.46}	<0.40
Chlorobenzene	NONE	<0.15	<0.15	<0.15	<0.15	<0.50	<0.29	<0.50	<0.50	<0.40	<0.30
Benzene	5	<0.15	<0.15	<0.15	<0.15	<0.50	<0.40	<0.40	<0.40	<0.40	<0.16
1,1-Dichloroethene	7	1.5	1.0	1.4	1.6	2.1	2.3	2.3	1.9	1.7	2.7
cis-1,2-Dichloroethene	70	J ^{0.12}	J ^{0.24}	<0.12	<0.12	<0.50	<0.25	<0.60	<0.60	<0.40	<0.40
1,2-Dichloroethane	5	<0.27	<0.27	<0.27	<0.27	<0.50	<0.40	<0.50	<0.50	<0.50	<0.30
1,1,2-Trichloroethane	0.6	<0.18	<0.18	<0.18	<0.18	<0.50	<0.40	<0.40	<0.40	<0.50	<0.50
Vinyl Chloride	0.2	<0.11	<0.11	<0.11	<0.11	<0.50	<0.12	<0.12	<0.12	<0.15	<0.15
Chloroethane	400	<0.24	<0.24	<0.24	<0.24	<1.0	<0.50	<0.70	<0.70	<0.60	<0.40
Chloromethane	3	<0.090	<0.090	<0.090	<0.090	<1.0	<0.30	<0.24	<0.24	<0.30	<0.30
p/m-Xylene	620	<0.31	<0.31	<0.31	<0.31	<1.0	<0.70	<1.0	J ^{1.4}	<0.90	<0.50
Methylene Chloride	5	<0.45	<0.45	<0.45	<0.45	<0.50	<0.50	<0.40	<0.40	<1.0	<0.50

D- Quantified on sample dilution.

B- Parameter was detected in the method blank.

NA- Not Analyzed

BDL- Below the Detection Limit

E- Value exceeds highest calibration standard and should be considered an estimate.

** Sample was received with air bubbles in both sample bottles.

* Two compounds saturated. Sample was not diluted further.

Dilutions were performed using EPA SW846 method 8260.

P/NP- Present/Not Present

J- Result is less than the LOQ but greater than the LOD

¹ Duplicate

NS- Not Sampled

Indicates Detection

South Well (cont.)

PARAMETER	Enforcement Standard	2008	2009	2010	2011	2012	2013	2014	2015	2016	2017	2018
		JUNE	JUNE	JUNE	JUNE	JUNE	JUNE	JUNE	JUNE	JUNE	JUNE	JUNE
Dichlorodifluoromethane (Freon 12)	1000	<0.40	<1.0	<0.30	<0.23	<0.20	<0.40	<0.50	<0.49	<0.49	<0.23	<0.31
Trichlorofluoromethane (Freon 11)	3490	<0.40	<1.0	<0.14	<0.30	<0.13	<0.13	<0.22	<0.18	<0.18	<0.33	<0.13
1,1-Dichloroethane	850	<0.40	<1.0	<0.080	<0.23	<0.11	<0.50	<0.16	<0.22	<0.22	<0.17	<0.14
trans-1,2-Dichloroethene	100	<0.50	<1.0	<0.11	<0.21	<0.14	<0.24	<0.23	<0.21	<0.21	<0.16	<0.21
Chloroform	6	<0.22	<1.0	<0.090	<0.34	<0.10	<0.27	<0.16	<0.27	<0.27	<0.21	<0.46
1,1,1-Trichloroethane	200	4.9	2.1	1.7	<0.26	<0.19	<0.50	<0.26	J ^{0.60}	J ^{0.80}	<0.17	1.1
Carbon Tetrachloride	5	<0.40	<1.0	<0.19	<0.38	<0.16	<0.31	<0.16	<0.35	<0.35	<0.20	<0.20
Trichloroethene	5	13	5.1	5.3	3.9	J ^{0.55}	1.7	1.6	4.2	5.0	1.3	2.9
Toluene	343	0.21	<1.0	<0.11	<0.39	J ^{0.094}	<0.23	<0.11	<0.13	<0.13	<0.14	J ^{0.20}
Tetrachloroethene	5	0.54	<1.0	J ^{0.19}	<0.26	<0.13	<0.29	<0.16	<0.19	<0.19	<0.25	<0.16
Chlorobenzene	NONE	<0.30	<1.0	<0.13	<0.33	<0.073	<0.24	<0.066	<0.23	<0.23	<0.11	<0.14
Benzene	5	<0.16	<1.0	<0.080	<0.36	<0.053	<0.24	<0.15	<0.21	<0.21	<0.16	<0.34
1,1-Dichloroethene	7	2.0	<1.0	1.0	J ^{0.84}	<0.19	J ^{0.40}	J ^{0.64}	J ^{0.59}	J ^{0.97}	J ^{0.31}	J ^{0.57}
cis-1,2-Dichloroethene	70	<0.40	<1.0	<0.23	<0.37	<0.085	<0.23	<0.13	<0.25	<0.25	<0.12	<0.20
1,2-Dichloroethane	5	<0.30	<1.0	<0.080	<0.23	<0.37	<0.22	<0.13	<0.17	<0.17	<0.17	<0.32
1,1,2-Trichloroethane	0.6	<0.50	<1.0	<0.11	<0.38	<0.015	<0.16	<0.13	<0.24	<0.24	<0.15	<0.22
Vinyl Chloride	0.2	<0.15	<0.40	<0.11	<0.17	<0.16	<0.14	<0.20	<0.15	<0.15	<0.069	<0.096
Chloroethane	400	<0.40	<1.0	<0.32	<0.32	<0.22	<0.50	<0.24	<0.34	<0.34	<0.34	<0.44
Chloromethane	3	<0.30	<4.0	<0.36	<0.36	<0.41	<2.0	<0.34	<0.64	<0.64	<0.25	<1.1
p/m-Xylene	620	<0.50	<2.0	<0.15	<0.66	J ^{0.15}	<0.48	J ^{0.83}	J ^{0.56}	<0.41	J ^{0.26}	3.0
Methylene Chloride	5	<0.50	<4.0	<2.0	<2.0	<2.0	<2.0	<2.0	<0.56	<0.56	<0.29	<1.2

PARAMETER	Enforcement Standard	2018
		JUNE
Dichlorodifluoromethane (Freon 12)	1000	<0.23
Trichlorofluoromethane (Freon 11)	3490	<0.23
1,1-Dichloroethane	850	<0.17
trans-1,2-Dichloroethene	100	<0.12
Chloroform	6	<0.45
1,1,1-Trichloroethane	200	J ^{0.28}
Carbon Tetrachloride	5	<0.19
Trichloroethene	5	3.0
Toluene	343	0.39
Tetrachloroethene	5	<0.17
Chlorobenzene	NONE	<0.17
Benzene	5	<0.10
1,1-Dichloroethene	7	1.2
cis-1,2-Dichloroethene	70	<0.15
1,2-Dichloroethane	5	<0.22
1,1,2-Trichloroethane	0.6	<0.18
Vinyl Chloride	0.2	<0.092
Chloroethane	400	<0.49
Chloromethane	3	<0.16
p/m-Xylene	620	2.1
Methylene Chloride	5	<0.98

D- Quantified on sample dilution.

B- Parameter was detected in the method blank.

NA- Not Analyzed

BDL- Below the Detection Limit

P/NP- Present/Not Present

E- Value exceeds highest calibration standard and should be considered an estimate.

* Two compounds saturated. Sample was not diluted further.

** Sample was received with air bubbles in both sample bottles.

*** Sampling conducted for proposed SVE Shutdown Test

Dilutions were performed using EPA SW846 method 8260.

J- Result is less than the LOQ but greater than the LOD

¹ Duplicate

NS- Not Sampled

Indicates Detection

Appendix D
Tables 3 - 6

TABLE 3
ACTIVE FILTER STATUS
(Revised January 15, 2019)

Residence	Name	Filter Type	Filter Installation	2012 Change Out Date	2013 Change Out Date	2014 Change Out Date	2015 Change Out Date	2016 Change Out Date	2017 Change Out Date	2018 Change Out Date
554 Cnty Rd "A" *	Ryan Wallace	N-L 100	1992							
573 Cnty Rd "A"	Midwest Center for Movement	N-L 100	6/13/2002		3/11/2013					1/23/2018
580 Cnty Rd "A"	Taylor Flattum	N-L 100	1992						8/25/2017	
586 Cnty Rd "A" *	Joanne Weisharr	N-L 100	1992							
587 Cnty Rd "A" *	Safeway Bus Rental	N-L 100	4/86				5/28/2015		11/9/2017	5/29/2018
956 Daily Road	Anthony and Carole Englund, Jr.	N-L 100	4/1/1997	4/9/2012	5/1/2013		5/11/2015		4/18/2017	
960 Daily Road *	John Sommerfeld	N-L 300	4/14/1997	4/5/2012	5/10/2013				4/12/2017	
961 Daily Road	Michael & Stacy Kupka	NL-100	8/12/2003						5/19/2017	
966 Daily Road	Duane and Bettie Peterson	N-L 100	11/22/1996	4/16/2012						2/6/2018
967 Daily Road	Chris and Brigh Parker	N-L 100	3/19/2002	4/16/2012	4/18/2013				4/12/2017	
434 Green Mill Ln.	Corliss Weeks	N-L 100	4/10/1997	5/7/2012	5/22/2013		5/20/2015		4/4/2017	
458 Green Mill Ln.	Chris and Staci Frautschi	N-L 100	6/13/1997		4/17/2013				4/19/2017	
462 Green Mill Ln.	Teri Peterson & Evelyn Dawson	N-L 100	11/26/1996	4/19/2012	6/27/2013		5/5/2015		12/4/2017	
466 Green Mill Ln.	David and Robin Ganji	N-L 100	3/31/1997	4/16/2012	6/20/2013		9/24/2015		5/2/2017	
470 Green Mill Ln.	Ricky and Deborah Pederstuen	N-L 100	2/21/1997	4/13/2012	4/22/2013				4/17/2017	
480 Green Mill Ln.	Steve and Robin Geitner	N-L 100	11/19/1996	4/6/2012	4/22/2013		5/7/2015		4/19/2017	
484 Green Mill Ln. *	Douglas and Barbara Peterson	N-L 100	4/17/1997		3/25/2013				6/7/2017	1/4/2018
492 Green Mill Ln.	Richard and Carol Gustafson	N-L 100	12/17/1996	4/11/2012	4/25/2013		5/8/2015		4/14/2017	
502 Green Mill Ln.	Lisa Opel and Bob Oehmke	N-L 100	7/3/2001						5/22/2017	
503 Green Mill Ln.	Ron Berg	N-L 100	7/11/2001	4/19/2012			7/23/2015		5/2/2017	
506 Green Mill Ln.	David and Lisa Juettner	N-L 100	3/2/2001	4/18/2012	5/1/2013		5/29/2015		4/19/2017	
510 Green Mill Ln.	Ron and Sherri Todora	N-L 100	1/22/2003	4/11/2012	4/30/2013				5/2/2017	
933 Meadowood Ln.	Koua and Chao Yang	N-L 100	6/20/2002	4/5/2012			6/16/2015			
945 Meadowood Ln.	Earl and Michelle Carper	N-L 100	4/22/2002			12/12/2014			5/1/2017	
948 Meadowood Ln.	Elaine Holz	N-L 100	3/29/2001	4/9/2012	5/6/2013		6/3/2015		4/12/2017	
949 Meadowood Ln.	Scott Rudd	N-L 100	8/3/2000	4/20/2012	4/25/2013		5/13/2015		4/27/2017	
952 Meadowood Ln.	Curt and Connie Carey	N-L 100	5/9/2001	4/5/2012			10/1/2015		1/9/2017	
970 Priestler Lane *	Ben Swenka	N-L 100	4/22/1997	9/19/2012		7/8/2014			5/16/2017	
974 Priestler Lane	William and Cindy Kauffmann	N-L 100	4/4/1997	12/21/2012			5/19/2015		5/12/2017	
980 Priestler Lane	Mary Breault	N-L 100	12/12/1998	4/24/2012			5/15/2015		6/23/2017	
981 Priestler Lane	Michael & Denise McCabe	N-L 100	3/29/2001						4/14/2017	
575 Schommer Dr.	Graf Concrete- Tom Graf	N-L 100	8/26/2002		3/13/2013		5/8/2015		7/25/2017	
596 Schommer Dr.	Safeway Bus Co.- Tom Stiles	N-L 300	4/7/1993		7/9/2013				7/7/2017	
947 Sherman Rd.	Matt Hutton	N-L 100	3/26/1997		4/19/2013			1/25/2016		2/13/2018
959 Sherman Rd.	Adam and Susan Whitten	N-L 100	4/11/1997				8/21/2015		5/25/2017	
962 Sherman Rd.	Andrew Delong	N-L 300	2/21/1997				6/9/2015		6/19/2017	5/4/2018
965 Sherman Rd.	John Prassess	N-L 100	10/24/1997							3/16/2018
967 Sherman Rd.	Bruce and Dawn Klawitter	N-L 100	2/17/1997	5/3/2012	6/11/2013		6/9/2015		5/16/2017	
961 Trout Brook Rd.	Patrick and Shelley Christiansen	N-L 100	9/22/2000	5/4/2012	5/24/2013		7/1/2015		5/25/2017	
963 Trout Brook Rd.*	Leonard and Yvonne LaBore	N-L 300	12/26/1996	7/16/2012			5/21/2015			2/9/2018
965 Trout Brook Rd.	Eugene and Linda Dahlby	N-L 300	2/25/1997	7/25/2012	6/20/2013		5/15/2015		5/18/2017	
912 Waxon Ln.	Brian Whitemarsh	N-L 100	6/14/2002	6/26/2012		5/28/2014		1/25/2016		7/24/2018
913 Waxon Ln.	Brian Whitemarsh	N-L 100	6/20/2001	9/19/2012		12/12/2014			6/20/2017	
919 Waxon Ln.	Brian Whitemarsh	N-L 100	8/19/2002	5/21/2012			6/9/2015		5/11/2017	

TABLE 3
ACTIVE FILTER STATUS
 (Revised January 15, 2019)

Residence	Name	Filter Type	Filter Installation	2012 Change Out Date	2013 Change Out Date	2014 Change Out Date	2015 Change Out Date	2016 Change Out Date	2017 Change Out Date	2018 Change Out Date
960 Wert Rd.	Brandon Breecher	N-L 300	12/3/1998	5/30/2012	7/19/2013		7/20/2015			2/12/2018
962 Wert Rd. *	Henry Oku	N-L 300	10/24/1996	5/3/2012			6/2/2015		5/225/17	
964 Wert Rd.	Jim Kumpula and Melissa Stephan	N-L 100	9/5/1997	4/24/2012	5/10/2013		5/20/2015		5/17/2017	
966 Wert Rd. *	Jason & Jamie Smith	N-L 100	2/13/1997	4/27/2012	4/19/2013		5/11/2015		6/7/2017	
967 Wert Rd.	Michael and Linda Smith	N-L 300	4/4/1997	5/11/2012	7/11/2013		6/2/2015			4/30/2018
971 Wert Rd.	Peter and Patricia Dold	N-L 300	1/17/1997	5/11/2012			5/15/2015		5/24/2017	
974 Wert Rd.	Jon and Melissa Dirks	N-L 100	2/18/1997				6/5/2015			2/12/2018
975 Wert Rd.	William and Delpha Hanson	N-L 300	12/16/1996	5/11/2012	6/10/2013		5/15/2015		5/22/2017	
978 Wert Rd.	Stephan and Patricia Cox	N-L 100	6/23/1997	5/3/2012	5/24/2013		5/11/2015		5/17/2017	
979 Wert Rd.	Jim and Jaren Strommer	N-L 300	11/20/1996	9/5/2012			9/24/2015		6/9/2017	
984 Wert Rd. *	Dennis and Mary Gerzmehle	N-L 100	12/6/1996	5/1/2012	5/24/2013				6/9/2017	

* Water use less than 60,000 gal/yr. Biennial change-out

TABLE 4
ROUTINE SAMPLING
Ground Water Monitoring Well Sampling

SAMPLE PT. I.D.	SAMPLE FREQUENCY	MONTHS OF SAMPLING	PARAMETER
MW-1	ANNUALLY	JUNE	VOC/WATER LEVEL
MW-2	SEMI-ANNUALLY	JUNE/DEC	VOC/WATER LEVEL
MW-3	SEMI-ANNUALLY	JUNE/DEC	VOC/WATER LEVEL
MW-4	SEMI-ANNUALLY	JUNE/DEC	VOC/WATER LEVEL
MW-5S	SEMI-ANNUALLY	JUNE/DEC	VOC/WATER LEVEL
MW-5D	SEMI-ANNUALLY	JUNE/DEC	VOC/WATER LEVEL
MW-6	ANNUALLY	JUNE	VOC/WATER LEVEL
MW-7	SEMI-ANNUALLY	JUNE/DEC	VOC/WATER LEVEL
MW-9	ANNUALLY	JUNE	VOC/WATER LEVEL
MW-10	SEMI-ANNUALLY	JUNE/DEC	VOC/WATER LEVEL
MW-11	SEMI-ANNUALLY	JUNE/DEC	VOC/WATER LEVEL
MW-12	SEMI-ANNUALLY	JUNE/DEC	VOC/WATER LEVEL
MW-13	SEMI-ANNUALLY	JUNE/DEC	VOC/WATER LEVEL
MW-14	ANNUALLY	JUNE	VOC/WATER LEVEL
MW-15	ANNUALLY	JUNE	VOC/WATER LEVEL
MW-16	SEMI-ANNUALLY	JUNE/DEC	VOC/WATER LEVEL
MW-17	SEMI-ANNUALLY	JUNE/DEC	VOC/WATER LEVEL
MW-18	SEMI-ANNUALLY	JUNE/DEC	VOC/WATER LEVEL
MW-19	ANNUALLY	JUNE	VOC/WATER LEVEL
MW-51	ANNUALLY	JUNE	VOC/WATER LEVEL
MW-52	ANNUALLY	JUNE	VOC/WATER LEVEL
MW-53	SEMI-ANNUALLY	JUNE/DEC	VOC/WATER LEVEL
MW-54	ANNUALLY	JUNE	VOC/WATER LEVEL
MW-55S	SEMI-ANNUALLY	JUNE/DEC	VOC/WATER LEVEL
MW-55D	ANNUALLY	JUNE	VOC/WATER LEVEL
MW-57S	SEMI-ANNUALLY	JUNE/DEC	VOC/WATER LEVEL
MW-57D	ANNUALLY	JUNE	VOC/WATER LEVEL
SOUTH PLANT WELL	ANNUALLY	JUNE	VOC
EAST PLANT WELL	ANNUALLY	JUNE	VOC

Recovery Well Sampling*

SAMPLE PT. I.D.	SAMPLE FREQUENCY	MONTHS OF SAMPLING	PARAMETER
RW-1	QUARTERLY	MARCH/JUNE/SEPT/DEC	FLOW READING MONTHLY / VOC
RW-2	QUARTERLY	MARCH/JUNE/SEPT/DEC	FLOW READING MONTHLY / VOC
Combined Influent	QUARTERLY	MARCH/JUNE/SEPT/DEC	VOC
Combined Outfall	QUARTERLY	MARCH/JUNE/SEPT/DEC	VOC

* As listed in the WPDES Permit and if operating

Soil Vapor Extraction Sampling

SAMPLE PT. I.D.	SAMPLE FREQUENCY	MONTHS OF SAMPLING	PARAMETER
SVE Well Heads	QUARTERLY	MARCH/JUNE/SEPT/DEC	Field Reading
Qualitative Sampling	ANNUALLY	JUNE	TO-15
SVE Well Heads	QUARTERLY	MARCH/JUNE/SEPT/DEC	Adjustment to cycle individual SVE wells

TABLE 5
Sentry Well Sampling

SAMPLE PT. I.D.	SAMPLE FREQUENCY	MONTHS OF SAMPLING	PARAMETER
588 Schommer Drive	ANNUALLY	JUNE	VOC
934 Waxon Lane	ANNUALLY	JUNE	VOC
943 Daily Road	ANNUALLY	JUNE	VOC
509 McCutcheon Road	ANNUALLY	JUNE	VOC
459 McCutcheon Lane	ANNUALLY	JUNE	VOC
984 Priester Lane	ANNUALLY	JUNE	VOC
959 Priester Lane	ANNUALLY	JUNE	VOC
960 Daily Road	SEMI-ANNUALLY	JUNE/DEC	VOC
434 Green Mill Lane	SEMI-ANNUALLY	JUNE/DEC	VOC
470 Green Mill Lane	SEMI-ANNUALLY	JUNE/DEC	VOC
949 Meadowood Ln.	SEMI-ANNUALLY	JUNE/DEC	VOC
970 Priester Lane	SEMI-ANNUALLY	JUNE/DEC	VOC
575 Schommer Drive	SEMI-ANNUALLY	JUNE/DEC	VOC
596 Schommer Drive	SEMI-ANNUALLY	JUNE/DEC	VOC

TABLE 6
2018 GROUND WATER ELEVATIONS
 (All units in feet, m.s.l.)

WELL NUMBER	TOP OF CASING	GROUND WATER ELEVATION Jun-18	GROUND WATER ELEVATION Dec-18
MW-1	926.71	Dry	--
MW-2	920.99	845.31	845.02
MW-3	913.54	838.18	838.13
MW-4	914.82	843.06	842.44
MW-5S	906.68	836.31	836.13
MW-5D	905.33	836.45	836.26
MW-6	919.93	836.01	--
MW-7	916.53	828.89	828.84
MW-9	916.93	752.53	--
MW-10	918.31	744.29	743.64
MW-11	869.65	846.04	845.48
MW-12	873.51	843.91	843.45
MW-13	900.87	849.11	848.74
MW-14	895.67	840.47	--
MW-15	916.47	821.42	--
MW-16	917.63	840.96	840.83
MW-17	912.18	843.62	844.73
MW-18	922.56	838.34	839.07
MW-19	921.35	838.31	--
MW-51	919.39	738.22	--
MW-52	871.38	799.06	--
MW-53	920.13	789.13	788.76
MW-54	918.13	744.18	--
MW-55S	919.57	726.13	726.17
MW-55D	919.60	726.05	--
MW-57S	741.11	707.01	706.57
MW-57D	741.12	705.94	--

Appendix E
SVE System Annual Report

February 13, 2019

Mr. Pat Collins
Wisconsin Department of Natural Resources
890 Spruce Street
Baldwin, WI 54002

Re: Nor-Lake Soil Vapor Extraction System
2018 Annual Progress Report

Dear Mr. Collins:

This letter serves as the annual progress report on the operation of the Soil Vapor Extraction (SVE) system at the Nor-Lake plant in the Town of Hudson, St. Croix County, for the period of December 19, 2017, to November 28, 2018. This report includes the system operation data, quantitative and qualitative sampling results, emissions estimates, and recommendations for future operation. A table of emission data summarizing operational information is included.

System Measurements

Due to the SVE system being temporarily shut down during the June 2018 sampling event, the annual qualitative sampling event for this reporting period occurred on September 26, 2018. Stack and individual well flame ionization detector (FID) readings were collected only in September and November 2018 due to the 2017 Annual Progress Report's recommendation for the SVE shut-down test negating the need for readings in March. After the WDNR's denial of the recommended one-year SVE shut-down test, readings were attempted to be collected during the June 2018 sampling event, but the system was temporarily shut down due to the motor on the aerator fan malfunctioning. The qualitative FID screening results ranged 0.10-2.58 instrument units (i.u.s.) in September, and 0-3.60 i.u.s. in November of 2018. Field screening results and system measurements are summarized in Table 1.

On September 26, 2018, one laboratory air sample was collected from the SVE system using a Summa canister. The sample was analyzed for volatile organic compounds (VOCs) using EPA Method TO15. Prior to air sample collection, system piping was inspected for the presence of condensate; if present, the condensate was purged and processed in the groundwater treatment system before an air sample was collected. Immediately following collection, the canister was sent to Pace Analytical for air analysis. The lab results for the sample and past samples are presented in Table 1. Field reports from this period are in Attachment 1 and a copy of the laboratory report is in Attachment 2.

There are 12 wells associated with the SVE system. The system was designed to operate with up to twelve wells on line at any time. After measuring stack airflow, stack FID concentrations, and individual well FID concentrations, the operating wells are shut off and four to six of the wells that were off line are placed on line. The wells are alternated quarterly unless extraction well valves are frozen or stuck in the off position. If this occurs, the SVE wells with the highest FID reading are left on line. The valves are periodically inspected and repaired if necessary. These maintenance procedures allow most of the SVE wells to operate for the same time period each year.

Through November 28, 2018, the SVE system operated continuously. The SVE system was temporarily shut down from June 27-August 16, 2018 due to the motor on the aerator fan malfunctioning. The SVE system returned online on August 16, 2018 and has since then operated continuously.

Emission Estimates

As discussed in previous reports, emission estimates are based on the assumption that the performance of the system is consistent between sampling events. Additionally, due to variables that exist in system performance, soil moisture, weather, and analytical results, estimates are subject to rapid changes. The emission calculations are made with the best information available. Because potential variability exists in the emissions calculations, the emission values are approximations and should be used as a gauge on whether emissions are increasing or decreasing, and not considered absolute values.

Pace Analytical provided the air sample analysis. The analytical data is summarized in Table 1. Total estimated VOC emissions were calculated at 1.93 pounds during 2018. The decrease in pounds of VOCs removed is a function of lower concentrations detected in September 2018 in comparison to September 2017. The estimated emissions are based on the latest collected sample (total VOC concentration times 8,500 hours). This assumes the system will be sampled at approximately the same time each year and there are no major shutdowns. As noted, this is a general estimate for VOC emissions for the year. In general, the data indicates that VOCs are still present in the soil and the system is removing these VOCs.

Conclusions

The system continues to effectively remove VOCs from the soils beneath the plant and parking areas north of the plant. The system operated continuously until its temporary shutdown from June 27-August 16, 2018 due to the motor on the aerator fan malfunctioning. The calculated total pounds of VOCs removed for 2018 decreased compared to 2017.

Recommendations

As required in the December 2008 Spill Response Agreement between the DNR and Nor-Lake, the SVE system will continue to be maintained and operated in 2019. The Spill Agreement calls for the SVE wells to be rotated quarterly, with quarterly qualitative sampling and annual quantitative sampling. We will record quarterly qualitative readings and conduct annual quantitative sampling and analysis.

Mr. Pat Collins
February 13, 2019
Page 3 of 3

FID readings will be recorded quarterly before rotating wells and following rotation to gather additional information. Quarterly rotation of rest/vacuum cycle can be completed by Ayres Associates staff. System maintenance and adjustments will be conducted by Nor-Lake staff with the assistance and support of Ayres Associates. All qualitative and quantitative sampling will be conducted by Ayres Associates, and Pace Analytical will provide sample analysis.

Sincerely,

Ayres Associates Inc

A handwritten signature in blue ink that reads "Nicole Bader". The signature is written in a cursive, flowing style.

Nicole Bader
Geologist
715.834.3161
BaderN@AyresAssociates.com

cc: Kevin Fink, Nor-Lake, Inc.
Stacey Constas, Standex International

**TABLE 1
NOR-LAKE INC.
SOIL VAPOR EXTRACTION SYSTEM EMISSIONS DATA
(REVISED FROM INSTALLATION OF NEW BLOWER)**

DATE	STACK AIRFLOW (4" DIA.) (CFM)	FID (I.U.)	1,1-DI-CHLORO-ETHENE (ug/m ³)	1,1,1-TRI-CHLORO-ETHANE (ug/m ³)	TRI-CHLORO-ETHENE (ug/m ³)	TETRA-CHLORO-ETHENE (ug/m ³)	TOLU-ENE (ug/m ³)	TOTAL VOCS (ug/m ³)	CALEN. DAYS DURING PERIOD (DAYS)	CUMUL. DAYS OF OPER. (DAYS)	HOURS OF OPER. (HOURS)	CUMUL. HOURS OF OPER. (HOUR)	EMISSION ESTIMATE (LB/YEAR)
12-Jun-06													
12-Jun-06 (A)	611	54	10400	384000	247000	20200	0.00	661600		1.0		80763.00	12867.38
25-Jul-06	611	4	-	-	-	-	-	-	43.0	44.0	1030.00	81793.00	-
22-Aug-06	611	2	-	-	-	-	-	-	28.0	72.0	673.00	82466.00	-
25-Oct-06	611	8	-	-	-	-	-	-	64.0	136.0	1536.00	84002.00	-
21-Nov-06	611	1	-	-	-	-	-	-	27.0	163.0	651.00	84653.00	-
11-Dec-06	611	5	79.8	3100	2080	173	4.21	5437	20.0	183.0	479.00	85132.00	105.74
24-Jan-07	611	3	-	-	-	-	-	-	44.0	227.0	1053.00	86185.00	-
16-Feb-07	611	11	-	-	-	-	-	-	23.0	250.0	553.00	86738.00	-
5-Mar-07	611	6	-	-	-	-	-	-	17.0	267.0	413.00	87151.00	-
9-May-07	611	4	-	-	-	-	-	-	65.0	332.0	1557.00	88708.00	-
13-Jun-07	611	7	-	-	-	-	-	-	35.0	367.0	838.00	89546.00	-
3-Jul-07	611	4	-	-	-	-	-	-	20.0	387.0	478.00	90024.00	-
2-Aug-07	611	5	-	-	-	-	-	-	30.0	417.0	723.00	90747.00	-
4-Sep-07	611	4	-	-	-	-	-	-	33.0	450.0	792.00	91539.00	-
1-Oct-07	611	6	-	-	-	-	-	-	27.0	477.0	649.00	92188.00	-
13-Dec-07	611	10	72.9	40300	23500	3130	196	67198.9	73.0	550.0	1750.00	93938.00	1306.94
9-Jan-08	611	9	-	-	-	-	-	-	26.0	576.0	652.00	94590.00	-
1-Feb-08	611	25	-	-	-	-	-	-	22.0	598.0	548.00	95138.00	-
4-Mar-08	611	17	-	-	-	-	-	-	31.0	629.0	768.00	95906.00	-
25-Apr-08	611	12	-	-	-	-	-	-	59.0	688.0	1248.00	97154.00	-
5-Jun-08	611	15.2	-	-	-	-	-	-	40.0	728.0	983.00	98137.00	-
3-Jul-08	611	NR	-	-	-	-	-	-	55.0	783.0	988.00	99125.00	-
6-Nov-08	611	5.8	-	-	-	-	-	-	97.0	880.0	1368.00	100493.00	-
23-Dec-08	611	11	33.50	5290.00	3680.00	441.00	29.50	9474.00	47.0	623.0	1126.00	101619.00	184.26
23-Mar-09	611	6.5	-	-	-	-	-	-	90.0	719.0	1868.00	103487.00	-
11-Jun-09	611	55.0	57.20	14900.00	4930.00	758.00	70.50	20762.00	80.0	768.0	1918.00	105405.00	403.80
24-Sep-09	611	5.0	-	-	-	-	-	-	105.0	833.0	2520.00	107925.00	-
19-Dec-09	611	3.0	-	-	-	-	-	-	86.0	869.0	1943.00	109868.00	-
21-Jun-10	611	6.0	2990.00	189000.00	139000.00	10500.00	0.00	341490.00	178.0	1047.0	4274.00	114142.00	6641.60
21-Dec-10	No access to SVE enclosure			-	-	-	-	-	-	-	-	-	-
15-Mar-11	611	5.4	-	-	-	-	-	-	267.0	1314.0	6408.00	120550.00	-
9-Jun-11	611	6.2	62.00	2410.00	1757.00	230.00	0.00	4459.00	86.0	1400.0	2064.00	122614.00	86.74
11-Oct-11	611	5.0	-	-	-	-	-	-	124.0	1524.0	2976.00	125580.00	-
12-Dec-11	611	10.0	-	-	-	-	-	-	63.0	1587.0	1512.00	127092.00	-
3-May-12	FID battery low, unable to get reading			-	-	-	-	-	-	-	-	-	-
24-May-12	611	9.4	-	-	-	-	-	-	164.0	1751.0	3936.00	131028.00	-
28-Jun-12	611	3.5	6.85	469.00	1260.00	93.80	16.50	1846.15	35.0	1786.0	840.00	131868.00	35.91
15-Jan-13	611	16.7	-	-	-	-	-	-	201.0	1987.0	4824.00	136692.00	-
27-Jun-13	611	0.0	-	-	-	-	1.96	1.96	163.0	2150.0	3912.00	140604.00	0.04
18-Dec-13	611	0.0	-	-	-	-	-	-	174.0	2324.0	4176.00	144780.00	-
26-Jun-14	611	0.0	16.10	849.00	912.00	134.00	6.10	1917.20	190.0	2514.0	4560.00	149340.00	37.30
30-Sep-14	611	0.0	-	-	-	-	-	-	96.0	2610.0	2304.00	151644.00	-
8-Dec-14	611	0.0	-	-	-	-	-	-	69.0	2679.0	1656.00	153300.00	-
30-Mar-15	611	0.0	-	-	-	-	-	-	112.0	2791.0	2688.00	155988.00	-
25-Jun-15	611	0.0	14.00	786.00	850.00	335.00	30.30	2015.30	87.0	2878.0	2088.00	158076.00	39.20
21-Sep-15	611	0.0	-	-	-	-	-	-	88.0	2966.0	2112.00	160188.00	-
21-Dec-15	611	0.0	-	-	-	-	-	-	91.0	3057.0	2184.00	162372.00	-
31-Mar-16	611	0.0	-	-	-	-	-	-	101.0	3158.0	2424.00	164796.00	-
21-Jun-16	611	0.0	1.70	101.00	247.00	67.30	2.40	419.40	82.0	3240.0	1968.00	166764.00	8.16
21-Nov-16	611	0.0	-	-	-	-	-	-	153.0	3393.0	3672.00	170436.00	-
19-Dec-16	611	0.0	-	-	-	-	-	-	28.0	3421.0	672.00	171108.00	-
29-Mar-17	611	0.0	-	-	-	-	-	-	100.0	3521.0	2400.00	173508.00	-
29-Jun-17	611	0.0	<4.9	22.90	35.40	10.80	38.70	107.80	92.0	3613.0	2208.00	175716.00	2.10
13-Sep-17	611	0.0	3.20	181.00	190.00	99.20	6.80	480.20	76.0	3689.0	1824.00	177540.00	9.34
19-Dec-17	611	0.0	-	-	-	-	-	-	97.0	3786.0	2328.00	179868.00	-
26-Sep-18	611	0.0	1.70	33.40	48.20	15.20	0.64	99.14	281.0	4067.0	6744.00	186612.00	1.93
28-Nov-18	611	0.0	-	-	-	-	-	-	63.0	4130.0	1512.00	188124.00	-

A- System restart (6/12/06)
NR - No response

Attachment 1
Field Reports

SOIL VAPOR EXTRACTION/AIR SPARGE FIELD REPORT

GENERAL INFORMATION

Site Name: <i>Nor-Lake SVE</i>	Sample Date/Time: <i>9-26-18 11:30-12:10</i>
Job Number:	Sampled By: <i>MSB</i>
Weather/Temperature: <i>Partly Sunny, 55°F</i>	FID Calibration Date/Time: <i>9-26-18 8:00am</i>
	Reading (76-114 ppm): <i>80ppm</i>

FIELD MEASUREMENTS

Stack FID (PPM)	ON ARRIVAL	AFTER OPERATION CHANGE
Stack Air Velocity (F/Min.)	<i>1.00 → 1.75</i>	<i>2.00 → 0.90</i>
Blower Inlet Temperature	<i>0.75</i>	<i>-1.1</i>
Stack Temperature		
Air Sparge Hour Meter		
SVE Hour Meter		
SVE Cycle Counter		
Vacuum Before Separator (Inches)		
Vacuum After Separator (Inches)		
Sparge Total Flow (CFM)		
Sparge Outlet Pressure (PSI)		
Sparge Outlet Temperature		

SVE WELL	ARRIVAL OFF/FID	LEFT OFF/FID	HEADER VAC.	WELL HEAD VAC.	TEMP. (C°)	COMMENTS	SPARGE WELL	ARRIVAL OFF/CFM	WELL PSI	LEFT OFF/CFM
<i>1.00</i> VE-6	<i>0.50</i>	<i>off (up)</i>	<i>-1.1</i>				SP-			
VE-5	<i>0.30</i>		<i>-1.3</i>				SP-			
VE-1	<i>1.20</i>		<i>0.1</i>				SP-			
VE-4	<i>0.84</i>		<i>-0.76</i>				SP-			
VE-8	<i>0.78</i>		<i>-0.82</i>				SP-			
VE-7	<i>4.19</i>		<i>2.58</i>				SP-			
<i>2.00</i> VE-11	<i>1.10</i>	<i>on (flat)</i>	<i>-0.90</i>				SP-			
VE-4	<i>0.37</i>		<i>-1.03</i>				SP-			
VE-3	<i>0.35</i>		<i>-1.65</i>				SP-			
VE-10	<i>0.28</i>		<i>-1.72</i>				SP-			
VE-2	<i>0.25</i>		<i>-1.75</i>				SP-			
VE-12	<i>0.20</i>		<i>-1.80</i>				SP-			

MONITORING POINT DATA

NAME	VACUUM	DEPTH TO WATER

NAME	VACUUM	DEPTH TO WATER

COMMENTS

AVRES ASSOCIATES

SOIL VAPOR EXTRACTION/AIR SPARGE FIELD REPORT

GENERAL INFORMATION

Site Name: <i>Nor Lake SVE</i>	Sample Date/Time: <i>11-28-18</i>
Job Number:	Sampled By: <i>MAG</i>
Weather/Temperature: <i>Mostly Sunny, ~25°F</i>	FID Calibration Date/Time: <i>11-28-18</i> <i>7:25am</i>
	Reading (76-114 ppm): <i>87ppm</i>

FIELD MEASUREMENTS

Stack FID (PPM)	ON ARRIVAL	AFTER OPERATION CHANGE
Stack Air Velocity (F/Min.)	<i>0.80 → 1.50</i>	<i>0.70 → 4.30</i>
Blower Inlet Temperature	<i>0.70</i>	<i>3.00</i>
Stack Temperature		
Air Sparge Hour Meter		
SVE Hour Meter		
SVE Cycle Counter		
Vacuum Before Separator (Inches)		
Vacuum After Separator (Inches)		
Sparge Total Flow (CFM)		
Sparge Outlet Pressure (PSI)		
Sparge Outlet Temperature		

SVE WELL	ARRIVAL OFF/FID	LEFT OFF/FID	HEADER VAC.	WELL HEAD VAC.	TEMP. (C°)	COMMENTS	SPARGE WELL	ARRIVAL OFF/CFM	WELL PSI	LEFT OFF/CFM
VE-11	<i>0.80</i>	<i>off (up)</i>	<i>0.44</i>				SP-			
VE-4	<i>0.84</i>		<i>0.46</i>				SP-			
VE-2	<i>0.15</i>		<i>0.15</i>				SP-			
VE-10	<i>0.78</i>		<i>0.22</i>				SP-			
VE-3	<i>0.60</i>		<i>0.40</i>				SP-			
VE-12	<i>0.50</i>		<i>0.50</i>				SP-			
VE-6	<i>0.33</i>	<i>on (flat)</i>	<i>0.37</i>				SP-			
VE-5	<i>0.20</i>		<i>0.50</i>				SP-			
VE-1	<i>0.45</i>		<i>0.25</i>				SP-			
VE-9	<i>0.70</i>		<i>0</i>				SP-			
VE-8	<i>0.47</i>		<i>0.29</i>				SP-			
VE-7	<i>0.60</i>		<i>0.10</i>				SP-			

1.20
↓
1.00
↓
0.70
↓

MONITORING POINT DATA

NAME	VACUUM	DEPTH TO WATER

NAME	VACUUM	DEPTH TO WATER

COMMENTS

Attachment 2
Laboratory Report

October 02, 2018

Nicole Bader
Ayres Associates
3433 Oakwood Hills Parkway
Eau Claire, WI 54701

RE: Project: 51-0239.18 Nor Lake SVE
Pace Project No.: 10449492

Dear Nicole Bader:

Enclosed are the analytical results for sample(s) received by the laboratory on September 28, 2018. The results relate only to the samples included in this report. Results reported herein conform to the most current, applicable TNI/NELAC standards and the laboratory's Quality Assurance Manual, where applicable, unless otherwise noted in the body of the report.

If you have any questions concerning this report, please feel free to contact me.

Sincerely,



Bob Michels
bob.michels@pacelabs.com
(612)709-5046
Project Manager

Enclosures



REPORT OF LABORATORY ANALYSIS

This report shall not be reproduced, except in full,
without the written consent of Pace Analytical Services, LLC.

CERTIFICATIONS

Project: 51-0239.18 Nor Lake SVE

Pace Project No.: 10449492

Minnesota Certification IDs

1700 Elm Street SE, Minneapolis, MN 55414-2485

A2LA Certification #: 2926.01

Alabama Certification #: 40770

Alaska Contaminated Sites Certification #: 17-009

Alaska DW Certification #: MN00064

Arizona Certification #: AZ0014

Arkansas DW Certification #: MN00064

Arkansas WW Certification #: 88-0680

California Certification #: 2929

CNMI Saipan Certification #: MP0003

Colorado Certification #: MN00064

Connecticut Certification #: PH-0256

EPA Region 8+Wyoming DW Certification #: via MN 027-053-137

Florida Certification #: E87605

Georgia Certification #: 959

Guam EPA Certification #: MN00064

Hawaii Certification #: MN00064

Idaho Certification #: MN00064

Illinois Certification #: 200011

Indiana Certification #: C-MN-01

Iowa Certification #: 368

Kansas Certification #: E-10167

Kentucky DW Certification #: 90062

Kentucky WW Certification #: 90062

Louisiana DEQ Certification #: 03086

Louisiana DW Certification #: MN00064

Maine Certification #: MN00064

Maryland Certification #: 322

Massachusetts Certification #: M-MN064

Michigan Certification #: 9909

Minnesota Certification #: 027-053-137

Minnesota Dept of Ag Certification #: via MN 027-053-137

Minnesota Petrofund Certification #: 1240

Mississippi Certification #: MN00064

Montana Certification #: CERT0092

Nebraska Certification #: NE-OS-18-06

Nevada Certification #: MN00064

New Hampshire Certification #: 2081

New Jersey Certification #: MN002

New York Certification #: 11647

North Carolina DW Certification #: 27700

North Carolina WW Certification #: 530

North Dakota Certification #: R-036

Ohio DW Certification #: 41244

Ohio VAP Certification #: CL101

Oklahoma Certification #: 9507

Oregon NwTPH Certification #: MN300001

Oregon Secondary Certification #: MN200001

Pennsylvania Certification #: 68-00563

Puerto Rico Certification #: MN00064

South Carolina Certification #: 74003001

Tennessee Certification #: TN02818

Texas Certification #: T104704192

Utah Certification #: MN00064

Virginia Certification #: 460163

Washington Certification #: C486

West Virginia DW Certification #: 9952 C

West Virginia DEP Certification #: 382

Wisconsin Certification #: 999407970

Wyoming UST Certification #: via A2LA 2926.01

REPORT OF LABORATORY ANALYSIS

This report shall not be reproduced, except in full,
without the written consent of Pace Analytical Services, LLC.

SAMPLE SUMMARY

Project: 51-0239.18 Nor Lake SVE

Pace Project No.: 10449492

Lab ID	Sample ID	Matrix	Date Collected	Date Received
10449492001	Nor-Lake SVE	Air	09/26/18 13:00	09/28/18 11:15

REPORT OF LABORATORY ANALYSIS

This report shall not be reproduced, except in full,
without the written consent of Pace Analytical Services, LLC.

SAMPLE ANALYTE COUNT

Project: 51-0239.18 Nor Lake SVE

Pace Project No.: 10449492

Lab ID	Sample ID	Method	Analysts	Analytes Reported
10449492001	Nor-Lake SVE	TO-15	MLS	61

REPORT OF LABORATORY ANALYSIS

This report shall not be reproduced, except in full,
without the written consent of Pace Analytical Services, LLC.

ANALYTICAL RESULTS

Project: 51-0239.18 Nor Lake SVE

Pace Project No.: 10449492

Sample: **Nor-Lake SVE** Lab ID: **10449492001** Collected: 09/26/18 13:00 Received: 09/28/18 11:15 Matrix: Air

Parameters	Results	Units	LOQ	LOD	DF	Prepared	Analyzed	CAS No.	Qual
TO15 MSV AIR		Analytical Method: TO-15							
Acetone	8.3	ug/m3	3.3	1.7	1.39		10/01/18 22:13	67-64-1	
Benzene	0.29J	ug/m3	0.45	0.21	1.39		10/01/18 22:13	71-43-2	
Benzyl chloride	<1.7	ug/m3	3.7	1.7	1.39		10/01/18 22:13	100-44-7	
Bromodichloromethane	<0.51	ug/m3	1.9	0.51	1.39		10/01/18 22:13	75-27-4	
Bromoform	<2.0	ug/m3	7.3	2.0	1.39		10/01/18 22:13	75-25-2	
Bromomethane	<0.32	ug/m3	1.1	0.32	1.39		10/01/18 22:13	74-83-9	
1,3-Butadiene	<0.18	ug/m3	0.63	0.18	1.39		10/01/18 22:13	106-99-0	
2-Butanone (MEK)	5.1	ug/m3	4.2	0.51	1.39		10/01/18 22:13	78-93-3	
Carbon disulfide	<0.30	ug/m3	0.88	0.30	1.39		10/01/18 22:13	75-15-0	
Carbon tetrachloride	<0.60	ug/m3	1.8	0.60	1.39		10/01/18 22:13	56-23-5	
Chlorobenzene	<0.38	ug/m3	1.3	0.38	1.39		10/01/18 22:13	108-90-7	
Chloroethane	<0.36	ug/m3	0.75	0.36	1.39		10/01/18 22:13	75-00-3	
Chloroform	<0.27	ug/m3	0.69	0.27	1.39		10/01/18 22:13	67-66-3	
Chloromethane	0.79	ug/m3	0.58	0.22	1.39		10/01/18 22:13	74-87-3	
Cyclohexane	<0.49	ug/m3	2.4	0.49	1.39		10/01/18 22:13	110-82-7	
Dibromochloromethane	<1.0	ug/m3	2.4	1.0	1.39		10/01/18 22:13	124-48-1	
1,2-Dibromoethane (EDB)	<0.51	ug/m3	1.1	0.51	1.39		10/01/18 22:13	106-93-4	
1,2-Dichlorobenzene	<0.69	ug/m3	1.7	0.69	1.39		10/01/18 22:13	95-50-1	
1,3-Dichlorobenzene	<0.81	ug/m3	1.7	0.81	1.39		10/01/18 22:13	541-73-1	
1,4-Dichlorobenzene	<1.4	ug/m3	4.3	1.4	1.39		10/01/18 22:13	106-46-7	
Dichlorodifluoromethane	16.6	ug/m3	1.4	0.41	1.39		10/01/18 22:13	75-71-8	
1,1-Dichloroethane	<0.31	ug/m3	1.1	0.31	1.39		10/01/18 22:13	75-34-3	
1,2-Dichloroethane	<0.21	ug/m3	0.57	0.21	1.39		10/01/18 22:13	107-06-2	
1,1-Dichloroethene	1.7	ug/m3	1.1	0.38	1.39		10/01/18 22:13	75-35-4	
cis-1,2-Dichloroethene	<0.30	ug/m3	1.1	0.30	1.39		10/01/18 22:13	156-59-2	
trans-1,2-Dichloroethene	<0.40	ug/m3	1.1	0.40	1.39		10/01/18 22:13	156-60-5	
1,2-Dichloropropane	<0.32	ug/m3	1.3	0.32	1.39		10/01/18 22:13	78-87-5	
cis-1,3-Dichloropropene	<0.42	ug/m3	1.3	0.42	1.39		10/01/18 22:13	10061-01-5	
trans-1,3-Dichloropropene	<0.61	ug/m3	1.3	0.61	1.39		10/01/18 22:13	10061-02-6	
Dichlorotetrafluoroethane	<0.61	ug/m3	2.0	0.61	1.39		10/01/18 22:13	76-14-2	
Ethanol	3.3	ug/m3	2.7	1.1	1.39		10/01/18 22:13	64-17-5	
Ethyl acetate	<0.26	ug/m3	1.0	0.26	1.39		10/01/18 22:13	141-78-6	
Ethylbenzene	<0.42	ug/m3	1.2	0.42	1.39		10/01/18 22:13	100-41-4	
4-Ethyltoluene	<0.79	ug/m3	3.5	0.79	1.39		10/01/18 22:13	622-96-8	
n-Heptane	<0.53	ug/m3	1.2	0.53	1.39		10/01/18 22:13	142-82-5	
Hexachloro-1,3-butadiene	<2.7	ug/m3	7.5	2.7	1.39		10/01/18 22:13	87-68-3	
n-Hexane	0.67J	ug/m3	1.0	0.43	1.39		10/01/18 22:13	110-54-3	
2-Hexanone	<1.0	ug/m3	5.8	1.0	1.39		10/01/18 22:13	591-78-6	
Methylene Chloride	2.6J	ug/m3	4.9	1.3	1.39		10/01/18 22:13	75-09-2	
4-Methyl-2-pentanone (MIBK)	<0.72	ug/m3	5.8	0.72	1.39		10/01/18 22:13	108-10-1	
Methyl-tert-butyl ether	<0.92	ug/m3	5.1	0.92	1.39		10/01/18 22:13	1634-04-4	
Naphthalene	2.1J	ug/m3	3.7	1.8	1.39		10/01/18 22:13	91-20-3	
2-Propanol	<0.97	ug/m3	3.5	0.97	1.39		10/01/18 22:13	67-63-0	
Propylene	<0.20	ug/m3	0.49	0.20	1.39		10/01/18 22:13	115-07-1	
Styrene	<0.48	ug/m3	1.2	0.48	1.39		10/01/18 22:13	100-42-5	
1,1,2,2-Tetrachloroethane	<0.41	ug/m3	0.97	0.41	1.39		10/01/18 22:13	79-34-5	

REPORT OF LABORATORY ANALYSIS

This report shall not be reproduced, except in full,
without the written consent of Pace Analytical Services, LLC.

ANALYTICAL RESULTS

Project: 51-0239.18 Nor Lake SVE

Pace Project No.: 10449492

Sample: Nor-Lake SVE **Lab ID: 10449492001** Collected: 09/26/18 13:00 Received: 09/28/18 11:15 Matrix: Air

Parameters	Results	Units	LOQ	LOD	DF	Prepared	Analyzed	CAS No.	Qual
TO15 MSV AIR		Analytical Method: TO-15							
Tetrachloroethene	15.2	ug/m3	0.96	0.44	1.39		10/01/18 22:13	127-18-4	
Tetrahydrofuran	<0.36	ug/m3	0.83	0.36	1.39		10/01/18 22:13	109-99-9	
Toluene	0.84J	ug/m3	1.1	0.49	1.39		10/01/18 22:13	108-88-3	
1,2,4-Trichlorobenzene	<5.2	ug/m3	10.5	5.2	1.39		10/01/18 22:13	120-82-1	
1,1,1-Trichloroethane	33.4	ug/m3	1.5	0.43	1.39		10/01/18 22:13	71-55-6	
1,1,2-Trichloroethane	<0.35	ug/m3	0.77	0.35	1.39		10/01/18 22:13	79-00-5	
Trichloroethene	48.2	ug/m3	0.76	0.36	1.39		10/01/18 22:13	79-01-6	
Trichlorofluoromethane	1.8	ug/m3	1.6	0.51	1.39		10/01/18 22:13	75-69-4	
1,1,2-Trichlorotrifluoroethane	<0.78	ug/m3	2.2	0.78	1.39		10/01/18 22:13	76-13-1	
1,2,4-Trimethylbenzene	<0.63	ug/m3	1.4	0.63	1.39		10/01/18 22:13	95-63-6	
1,3,5-Trimethylbenzene	<0.55	ug/m3	1.4	0.55	1.39		10/01/18 22:13	108-67-8	
Vinyl acetate	<0.38	ug/m3	1.0	0.38	1.39		10/01/18 22:13	108-05-4	
Vinyl chloride	<0.18	ug/m3	0.36	0.18	1.39		10/01/18 22:13	75-01-4	
m&p-Xylene	<0.97	ug/m3	2.5	0.97	1.39		10/01/18 22:13	179601-23-1	
o-Xylene	<0.48	ug/m3	1.2	0.48	1.39		10/01/18 22:13	95-47-6	

REPORT OF LABORATORY ANALYSIS

This report shall not be reproduced, except in full,
without the written consent of Pace Analytical Services, LLC.

QUALITY CONTROL DATA

Project: 51-0239.18 Nor Lake SVE

Pace Project No.: 10449492

QC Batch: 566375

Analysis Method: TO-15

QC Batch Method: TO-15

Analysis Description: TO15 MSV AIR Low Level

Associated Lab Samples: 10449492001

METHOD BLANK: 3073216

Matrix: Air

Associated Lab Samples: 10449492001

Parameter	Units	Blank Result	Reporting Limit	Analyzed	Qualifiers
1,1,1-Trichloroethane	ug/m3	<0.15	0.56	10/01/18 12:35	
1,1,2,2-Tetrachloroethane	ug/m3	<0.15	0.35	10/01/18 12:35	
1,1,2-Trichloroethane	ug/m3	<0.12	0.28	10/01/18 12:35	
1,1,2-Trichlorotrifluoroethane	ug/m3	<0.28	0.78	10/01/18 12:35	
1,1-Dichloroethane	ug/m3	<0.11	0.41	10/01/18 12:35	
1,1-Dichloroethene	ug/m3	<0.14	0.40	10/01/18 12:35	
1,2,4-Trichlorobenzene	ug/m3	<1.9	3.8	10/01/18 12:35	
1,2,4-Trimethylbenzene	ug/m3	<0.23	0.50	10/01/18 12:35	
1,2-Dibromoethane (EDB)	ug/m3	<0.18	0.39	10/01/18 12:35	
1,2-Dichlorobenzene	ug/m3	<0.25	0.61	10/01/18 12:35	
1,2-Dichloroethane	ug/m3	<0.075	0.21	10/01/18 12:35	
1,2-Dichloropropane	ug/m3	<0.12	0.47	10/01/18 12:35	
1,3,5-Trimethylbenzene	ug/m3	<0.20	0.50	10/01/18 12:35	
1,3-Butadiene	ug/m3	<0.064	0.22	10/01/18 12:35	
1,3-Dichlorobenzene	ug/m3	<0.29	0.61	10/01/18 12:35	
1,4-Dichlorobenzene	ug/m3	<0.50	1.5	10/01/18 12:35	
2-Butanone (MEK)	ug/m3	<0.18	1.5	10/01/18 12:35	
2-Hexanone	ug/m3	<0.37	2.1	10/01/18 12:35	
2-Propanol	ug/m3	<0.35	1.2	10/01/18 12:35	
4-Ethyltoluene	ug/m3	<0.28	1.2	10/01/18 12:35	
4-Methyl-2-pentanone (MIBK)	ug/m3	<0.26	2.1	10/01/18 12:35	
Acetone	ug/m3	<0.60	1.2	10/01/18 12:35	
Benzene	ug/m3	<0.076	0.16	10/01/18 12:35	
Benzyl chloride	ug/m3	<0.60	1.3	10/01/18 12:35	
Bromodichloromethane	ug/m3	<0.18	0.68	10/01/18 12:35	
Bromoform	ug/m3	<0.71	2.6	10/01/18 12:35	
Bromomethane	ug/m3	<0.11	0.39	10/01/18 12:35	
Carbon disulfide	ug/m3	<0.11	0.32	10/01/18 12:35	
Carbon tetrachloride	ug/m3	<0.21	0.64	10/01/18 12:35	
Chlorobenzene	ug/m3	<0.14	0.47	10/01/18 12:35	
Chloroethane	ug/m3	<0.13	0.27	10/01/18 12:35	
Chloroform	ug/m3	<0.098	0.25	10/01/18 12:35	
Chloromethane	ug/m3	<0.078	0.21	10/01/18 12:35	
cis-1,2-Dichloroethene	ug/m3	<0.11	0.40	10/01/18 12:35	
cis-1,3-Dichloropropene	ug/m3	<0.15	0.46	10/01/18 12:35	
Cyclohexane	ug/m3	<0.18	0.88	10/01/18 12:35	
Dibromochloromethane	ug/m3	<0.36	0.86	10/01/18 12:35	
Dichlorodifluoromethane	ug/m3	<0.15	0.50	10/01/18 12:35	
Dichlorotetrafluoroethane	ug/m3	<0.22	0.71	10/01/18 12:35	
Ethanol	ug/m3	<0.41	0.96	10/01/18 12:35	
Ethyl acetate	ug/m3	<0.095	0.37	10/01/18 12:35	

Results presented on this page are in the units indicated by the "Units" column except where an alternate unit is presented to the right of the result.

REPORT OF LABORATORY ANALYSIS

This report shall not be reproduced, except in full,
without the written consent of Pace Analytical Services, LLC.

QUALITY CONTROL DATA

Project: 51-0239.18 Nor Lake SVE

Pace Project No.: 10449492

METHOD BLANK: 3073216

Matrix: Air

Associated Lab Samples: 10449492001

Parameter	Units	Blank Result	Reporting Limit	Analyzed	Qualifiers
Ethylbenzene	ug/m3	<0.15	0.44	10/01/18 12:35	
Hexachloro-1,3-butadiene	ug/m3	<0.98	2.7	10/01/18 12:35	
m&p-Xylene	ug/m3	<0.35	0.88	10/01/18 12:35	
Methyl-tert-butyl ether	ug/m3	<0.33	1.8	10/01/18 12:35	
Methylene Chloride	ug/m3	<0.47	1.8	10/01/18 12:35	
n-Heptane	ug/m3	<0.19	0.42	10/01/18 12:35	
n-Hexane	ug/m3	<0.16	0.36	10/01/18 12:35	
Naphthalene	ug/m3	<0.66	1.3	10/01/18 12:35	
o-Xylene	ug/m3	<0.17	0.44	10/01/18 12:35	
Propylene	ug/m3	<0.072	0.18	10/01/18 12:35	
Styrene	ug/m3	<0.17	0.43	10/01/18 12:35	
Tetrachloroethene	ug/m3	<0.16	0.34	10/01/18 12:35	
Tetrahydrofuran	ug/m3	<0.13	0.30	10/01/18 12:35	
Toluene	ug/m3	<0.18	0.38	10/01/18 12:35	
trans-1,2-Dichloroethene	ug/m3	<0.14	0.40	10/01/18 12:35	
trans-1,3-Dichloropropene	ug/m3	<0.22	0.46	10/01/18 12:35	
Trichloroethene	ug/m3	<0.13	0.27	10/01/18 12:35	
Trichlorofluoromethane	ug/m3	<0.18	0.57	10/01/18 12:35	
Vinyl acetate	ug/m3	<0.14	0.36	10/01/18 12:35	
Vinyl chloride	ug/m3	<0.063	0.13	10/01/18 12:35	

LABORATORY CONTROL SAMPLE: 3073217

Parameter	Units	Spike Conc.	LCS Result	LCS % Rec	% Rec Limits	Qualifiers
1,1,1-Trichloroethane	ug/m3	55.5	58.2	105	70-135	
1,1,2,2-Tetrachloroethane	ug/m3	69.8	74.3	106	70-146	
1,1,2-Trichloroethane	ug/m3	55.5	56.2	101	70-135	
1,1,2-Trichlorotrifluoroethane	ug/m3	77.9	76.0	98	63-139	
1,1-Dichloroethane	ug/m3	41.1	41.0	100	70-134	
1,1-Dichloroethene	ug/m3	40.3	37.5	93	70-137	
1,2,4-Trichlorobenzene	ug/m3	75.4	71.2	94	60-133	
1,2,4-Trimethylbenzene	ug/m3	50	54.5	109	70-137	
1,2-Dibromoethane (EDB)	ug/m3	78.1	79.9	102	70-140	
1,2-Dichlorobenzene	ug/m3	61.1	68.2	112	70-137	
1,2-Dichloroethane	ug/m3	41.1	41.7	101	70-136	
1,2-Dichloropropane	ug/m3	47	49.2	105	70-136	
1,3,5-Trimethylbenzene	ug/m3	50	53.2	107	70-133	
1,3-Butadiene	ug/m3	22.5	22.3	99	64-141	
1,3-Dichlorobenzene	ug/m3	61.1	71.6	117	70-137	
1,4-Dichlorobenzene	ug/m3	61.1	73.9	121	70-134	
2-Butanone (MEK)	ug/m3	30	28.7	96	65-143	
2-Hexanone	ug/m3	41.6	45.5	109	60-148	
2-Propanol	ug/m3	125	124	99	65-135	
4-Ethyltoluene	ug/m3	50	56.8	114	70-132	

Results presented on this page are in the units indicated by the "Units" column except where an alternate unit is presented to the right of the result.

REPORT OF LABORATORY ANALYSIS

This report shall not be reproduced, except in full,
without the written consent of Pace Analytical Services, LLC.

QUALITY CONTROL DATA

Project: 51-0239.18 Nor Lake SVE

Pace Project No.: 10449492

LABORATORY CONTROL SAMPLE: 3073217

Parameter	Units	Spike Conc.	LCS Result	LCS % Rec	% Rec Limits	Qualifiers
4-Methyl-2-pentanone (MIBK)	ug/m3	41.6	45.2	109	70-135	
Acetone	ug/m3	121	114	95	59-132	
Benzene	ug/m3	32.5	32.7	101	70-134	
Benzyl chloride	ug/m3	52.6	56.6	107	56-150	
Bromodichloromethane	ug/m3	68.1	74.6	110	70-142	
Bromoform	ug/m3	105	134	128	69-150	
Bromomethane	ug/m3	39.5	34.0	86	61-141	
Carbon disulfide	ug/m3	31.6	32.5	103	66-134	
Carbon tetrachloride	ug/m3	64	68.2	107	60-145	
Chlorobenzene	ug/m3	46.8	45.0	96	70-130	
Chloroethane	ug/m3	26.8	24.3	91	65-143	
Chloroform	ug/m3	49.6	49.5	100	70-132	
Chloromethane	ug/m3	21	19.9	95	58-140	
cis-1,2-Dichloroethene	ug/m3	40.3	40.4	100	70-136	
cis-1,3-Dichloropropene	ug/m3	46.1	50.1	109	70-136	
Cyclohexane	ug/m3	35	35.5	102	70-133	
Dibromochloromethane	ug/m3	86.6	96.0	111	68-149	
Dichlorodifluoromethane	ug/m3	50.3	53.1	106	69-130	
Dichlorotetrafluoroethane	ug/m3	71	67.1	94	68-130	
Ethanol	ug/m3	91.6	89.3	97	65-146	
Ethyl acetate	ug/m3	36.6	38.4	105	68-136	
Ethylbenzene	ug/m3	44.1	44.8	102	70-133	
Hexachloro-1,3-butadiene	ug/m3	108	121	111	59-140	
m&p-Xylene	ug/m3	88.3	90.5	102	70-133	
Methyl-tert-butyl ether	ug/m3	36.6	37.5	102	70-132	
Methylene Chloride	ug/m3	177	200	114	67-132	
n-Heptane	ug/m3	41.6	41.0	98	64-136	
n-Hexane	ug/m3	35.8	34.6	97	70-130	
Naphthalene	ug/m3	53.3	49.7	93	55-136	
o-Xylene	ug/m3	44.1	44.6	101	70-132	
Propylene	ug/m3	17.5	16.9	96	37-150	
Styrene	ug/m3	43.3	49.2	114	70-139	
Tetrachloroethene	ug/m3	68.9	66.7	97	70-133	
Tetrahydrofuran	ug/m3	30	31.0	104	62-141	
Toluene	ug/m3	38.3	39.2	102	70-130	
trans-1,2-Dichloroethene	ug/m3	40.3	40.0	99	70-132	
trans-1,3-Dichloropropene	ug/m3	46.1	52.5	114	70-135	
Trichloroethene	ug/m3	54.6	55.7	102	70-135	
Trichlorofluoromethane	ug/m3	57.1	44.2	77	59-140	
Vinyl acetate	ug/m3	35.8	38.0	106	57-150	
Vinyl chloride	ug/m3	26	27.8	107	70-141	

Results presented on this page are in the units indicated by the "Units" column except where an alternate unit is presented to the right of the result.

REPORT OF LABORATORY ANALYSIS

This report shall not be reproduced, except in full,
without the written consent of Pace Analytical Services, LLC.

QUALITY CONTROL DATA

Project: 51-0239.18 Nor Lake SVE

Pace Project No.: 10449492

SAMPLE DUPLICATE: 3073450

Parameter	Units	10449524027 Result	Dup Result	RPD	Max RPD	Qualifiers
1,1,1-Trichloroethane	ug/m3	<1.7	<0.48		25	
1,1,2,2-Tetrachloroethane	ug/m3	<1.1	<0.45		25	
1,1,2-Trichloroethane	ug/m3	<0.86	<0.39		25	
1,1,2-Trichlorotrifluoroethane	ug/m3	<2.4	<0.87		25	
1,1-Dichloroethane	ug/m3	<1.3	<0.35		25	
1,1-Dichloroethene	ug/m3	<1.2	<0.42		25	
1,2,4-Trichlorobenzene	ug/m3	<11.7	<5.8		25	
1,2,4-Trimethylbenzene	ug/m3	<1.5	<0.70		25	
1,2-Dibromoethane (EDB)	ug/m3	<1.2	<0.57		25	
1,2-Dichlorobenzene	ug/m3	<1.9	<0.77		25	
1,2-Dichloroethane	ug/m3	<0.64	<0.23		25	
1,2-Dichloropropane	ug/m3	<1.5	<0.36		25	
1,3,5-Trimethylbenzene	ug/m3	<1.5	<0.62		25	
1,3-Butadiene	ug/m3	<0.70	<0.20		25	
1,3-Dichlorobenzene	ug/m3	<1.9	<0.90		25	
1,4-Dichlorobenzene	ug/m3	<4.7	3.3J		25	
2-Butanone (MEK)	ug/m3	<4.6	2.3J		25	
2-Hexanone	ug/m3	<6.4	<1.2		25	
2-Propanol	ug/m3	4.1	4.1	1	25	
4-Ethyltoluene	ug/m3	<3.9	<0.88		25	
4-Methyl-2-pentanone (MIBK)	ug/m3	<6.4	<0.80		25	
Acetone	ug/m3	21.4	21.2	1	25	
Benzene	ug/m3	<0.50	0.31J		25	
Benzyl chloride	ug/m3	<4.1	<1.9		25	
Bromodichloromethane	ug/m3	<2.1	<0.57		25	
Bromoform	ug/m3	<8.1	<2.2		25	
Bromomethane	ug/m3	<1.2	<0.35		25	
Carbon disulfide	ug/m3	<0.98	<0.34		25	
Carbon tetrachloride	ug/m3	<2.0	<0.66		25	
Chlorobenzene	ug/m3	<1.5	<0.43		25	
Chloroethane	ug/m3	<0.83	<0.40		25	
Chloroform	ug/m3	<0.77	<0.30		25	
Chloromethane	ug/m3	0.85	0.84	1	25	
cis-1,2-Dichloroethene	ug/m3	<1.2	<0.34		25	
cis-1,3-Dichloropropene	ug/m3	<1.4	<0.47		25	
Cyclohexane	ug/m3	<2.7	<0.55		25	
Dibromochloromethane	ug/m3	<2.7	<1.1		25	
Dichlorodifluoromethane	ug/m3	2.8	2.7	4	25	
Dichlorotetrafluoroethane	ug/m3	<2.2	<0.68		25	
Ethanol	ug/m3	14.3	13.8	4	25	
Ethyl acetate	ug/m3	<1.1	<0.29		25	
Ethylbenzene	ug/m3	<1.4	<0.47		25	
Hexachloro-1,3-butadiene	ug/m3	<8.4	<3.1		25	
m&p-Xylene	ug/m3	<2.7	<1.1		25	
Methyl-tert-butyl ether	ug/m3	<5.7	<1.0		25	
Methylene Chloride	ug/m3	<5.5	<1.5		25	
n-Heptane	ug/m3	<1.3	<0.59		25	

Results presented on this page are in the units indicated by the "Units" column except where an alternate unit is presented to the right of the result.

REPORT OF LABORATORY ANALYSIS

This report shall not be reproduced, except in full,
without the written consent of Pace Analytical Services, LLC.

QUALITY CONTROL DATA

Project: 51-0239.18 Nor Lake SVE

Pace Project No.: 10449492

SAMPLE DUPLICATE: 3073450

Parameter	Units	10449524027 Result	Dup Result	RPD	Max RPD	Qualifiers
n-Hexane	ug/m3	<1.1	<0.48		25	
Naphthalene	ug/m3	<4.1	2.2J		25	
o-Xylene	ug/m3	<1.4	<0.53		25	
Propylene	ug/m3	<0.54	<0.22		25	
Styrene	ug/m3	<1.3	<0.53		25	
Tetrachloroethene	ug/m3	1.3	1.4	5	25	
Tetrahydrofuran	ug/m3	<0.93	0.56J		25	
Toluene	ug/m3	<1.2	0.73J		25	
trans-1,2-Dichloroethene	ug/m3	<1.2	<0.44		25	
trans-1,3-Dichloropropene	ug/m3	<1.4	<0.68		25	
Trichloroethene	ug/m3	<0.85	<0.40		25	
Trichlorofluoromethane	ug/m3	<1.8	1.6J		25	
Vinyl acetate	ug/m3	<1.1	<0.42		25	
Vinyl chloride	ug/m3	<0.40	<0.20		25	

SAMPLE DUPLICATE: 3073998

Parameter	Units	10449524019 Result	Dup Result	RPD	Max RPD	Qualifiers
1,1,1-Trichloroethane	ug/m3	<2.5	<0.69		25	
1,1,2,2-Tetrachloroethane	ug/m3	<1.6	<0.65		25	
1,1,2-Trichloroethane	ug/m3	<1.2	<0.56		25	
1,1,2-Trichlorotrifluoroethane	ug/m3	<3.5	<1.3		25	
1,1-Dichloroethane	ug/m3	<1.8	<0.50		25	
1,1-Dichloroethene	ug/m3	<1.8	<0.61		25	
1,2,4-Trichlorobenzene	ug/m3	<16.9	<8.3		25	
1,2,4-Trimethylbenzene	ug/m3	<2.2	1.2J		25	
1,2-Dibromoethane (EDB)	ug/m3	<1.7	<0.82		25	
1,2-Dichlorobenzene	ug/m3	<2.7	<1.1		25	
1,2-Dichloroethane	ug/m3	<0.92	<0.34		25	
1,2-Dichloropropane	ug/m3	<2.1	<0.52		25	
1,3,5-Trimethylbenzene	ug/m3	<2.2	<0.89		25	
1,3-Butadiene	ug/m3	<1.0	<0.29		25	
1,3-Dichlorobenzene	ug/m3	<2.7	<1.3		25	
1,4-Dichlorobenzene	ug/m3	<6.9	<2.2		25	
2-Butanone (MEK)	ug/m3	<6.7	3.3J		25	
2-Hexanone	ug/m3	<9.3	<1.7		25	
2-Propanol	ug/m3	113	108	4	25	
4-Ethyltoluene	ug/m3	<5.6	<1.3		25	
4-Methyl-2-pentanone (MIBK)	ug/m3	<9.3	<1.2		25	
Acetone	ug/m3	113	105	8	25	
Benzene	ug/m3	0.92	0.91	1	25	
Benzyl chloride	ug/m3	<5.9	<2.7		25	
Bromodichloromethane	ug/m3	<3.0	<0.82		25	
Bromoform	ug/m3	<11.8	<3.2		25	
Bromomethane	ug/m3	<1.8	0.91J		25	

Results presented on this page are in the units indicated by the "Units" column except where an alternate unit is presented to the right of the result.

REPORT OF LABORATORY ANALYSIS

This report shall not be reproduced, except in full,
without the written consent of Pace Analytical Services, LLC.

QUALITY CONTROL DATA

Project: 51-0239.18 Nor Lake SVE

Pace Project No.: 10449492

SAMPLE DUPLICATE: 3073998

Parameter	Units	10449524019 Result	Dup Result	RPD	Max RPD	Qualifiers
Carbon disulfide	ug/m3	<1.4	0.55J		25	
Carbon tetrachloride	ug/m3	<2.9	<0.96		25	
Chlorobenzene	ug/m3	<2.1	<0.62		25	
Chloroethane	ug/m3	<1.2	<0.58		25	
Chloroform	ug/m3	<1.1	<0.44		25	
Chloromethane	ug/m3	1.5	1.5	0	25	
cis-1,2-Dichloroethene	ug/m3	<1.8	<0.49		25	
cis-1,3-Dichloropropene	ug/m3	<2.1	<0.68		25	
Cyclohexane	ug/m3	<3.9	1.1J		25	
Dibromochloromethane	ug/m3	<3.9	<1.6		25	
Dichlorodifluoromethane	ug/m3	2.7	2.8	7	25	
Dichlorotetrafluoroethane	ug/m3	<3.2	<0.98		25	
Ethanol	ug/m3	1980	1960	1	25	
Ethyl acetate	ug/m3	12.3	12.2	0	25	
Ethylbenzene	ug/m3	<2.0	0.91J		25	
Hexachloro-1,3-butadiene	ug/m3	<12.1	<4.4		25	
m&p-Xylene	ug/m3	<4.0	3.0J		25	
Methyl-tert-butyl ether	ug/m3	<8.2	<1.5		25	
Methylene Chloride	ug/m3	<7.9	6.3J		25	
n-Heptane	ug/m3	<1.9	1.4J		25	
n-Hexane	ug/m3	1.7	1.7	0	25	
Naphthalene	ug/m3	<6.0	4.3J		25	
o-Xylene	ug/m3	<2.0	1.1J		25	
Propylene	ug/m3	<0.78	<0.32		25	
Styrene	ug/m3	<1.9	1.1J		25	
Tetrachloroethene	ug/m3	<1.5	<0.70		25	
Tetrahydrofuran	ug/m3	<1.3	<0.58		25	
Toluene	ug/m3	5.0	4.9	1	25	
trans-1,2-Dichloroethene	ug/m3	<1.8	<0.64		25	
trans-1,3-Dichloropropene	ug/m3	<2.1	<0.99		25	
Trichloroethene	ug/m3	<1.2	<0.58		25	
Trichlorofluoromethane	ug/m3	<2.6	1.3J		25	
Vinyl acetate	ug/m3	<1.6	<0.60		25	
Vinyl chloride	ug/m3	<0.58	<0.28		25	

Results presented on this page are in the units indicated by the "Units" column except where an alternate unit is presented to the right of the result.

REPORT OF LABORATORY ANALYSIS

This report shall not be reproduced, except in full,
without the written consent of Pace Analytical Services, LLC.

QUALIFIERS

Project: 51-0239.18 Nor Lake SVE

Pace Project No.: 10449492

DEFINITIONS

DF - Dilution Factor, if reported, represents the factor applied to the reported data due to dilution of the sample aliquot.

ND - Not Detected at or above LOD.

J - Estimated concentration at or above the LOD and below the LOQ.

LOD - Limit of Detection adjusted for dilution factor and percent moisture.

LOQ - Limit of Quantitation adjusted for dilution factor and percent moisture.

S - Surrogate

1,2-Diphenylhydrazine decomposes to and cannot be separated from Azobenzene using Method 8270. The result for each analyte is a combined concentration.

Consistent with EPA guidelines, unrounded data are displayed and have been used to calculate % recovery and RPD values.

LCS(D) - Laboratory Control Sample (Duplicate)

MS(D) - Matrix Spike (Duplicate)

DUP - Sample Duplicate

RPD - Relative Percent Difference

NC - Not Calculable.

SG - Silica Gel - Clean-Up

U - Indicates the compound was analyzed for, but not detected at or above the adjusted LOD.

N-Nitrosodiphenylamine decomposes and cannot be separated from Diphenylamine using Method 8270. The result reported for each analyte is a combined concentration.

Pace Analytical is TNI accredited. Contact your Pace PM for the current list of accredited analytes.

TNI - The NELAC Institute.

REPORT OF LABORATORY ANALYSIS

This report shall not be reproduced, except in full,
without the written consent of Pace Analytical Services, LLC.

QUALITY CONTROL DATA CROSS REFERENCE TABLE

Project: 51-0239.18 Nor Lake SVE

Pace Project No.: 10449492

Lab ID	Sample ID	QC Batch Method	QC Batch	Analytical Method	Analytical Batch
10449492001	Nor-Lake SVE	TO-15	566375		

REPORT OF LABORATORY ANALYSIS

This report shall not be reproduced, except in full,
without the written consent of Pace Analytical Services, LLC.



AIR: CHAIN-OF-CUSTODY

The Chain-of-Custody is a LEGAL DOCUMENT. All rights reserved.

WO#: 10449492



10449492

Section A Required Client Information:	Section B Required Project Information:	Section C Invoice Information:	33751	Page: of
Company: <u>Ayres Associates</u>	Report To: <u>Bader @ Ayres Associates, Perm</u>	Attention: <u>Perm</u>	Program <input type="checkbox"/> UST <input type="checkbox"/> Superfund <input type="checkbox"/> Emissions <input type="checkbox"/> Clean Air Act <input type="checkbox"/> Voluntary Clean Up <input type="checkbox"/> Dry Clean <input type="checkbox"/> RCRA <input type="checkbox"/> Other	
Address: <u>3423 Oakwood Hills Pkwy Eau Claire, WI 54701</u>	Copy To:	Company Name: <u>Nor-Lake Inc.</u>		
Email To: <u>Bader @ Ayres Associates, Perm</u>	Purchase Order No.:	Address:	Reporting Units Location of _____ ug/m ³ _____ Sampling by State _____ PPBV _____ PPMV _____ Other _____	
Phone: _____ Fax: _____	Project Name: <u>Nor-Lake SVE</u>	Pace Quote Reference:		
Requested Due Date/TAT:	Project Number: <u>51-0239, 18</u>	Pace Project Manager/Sales Rep.	Report Level: II. ___ III. ___ IV. ___ Other ___	
		Pace Profile #: <u>16017</u>		

ITEM #	Section D Required Client Information AIR SAMPLE ID Sample IDs MUST BE UNIQUE	Valid Media Codes MEDIA CODE Tedlar Bag TB 1 Liter Summa Can 1LC 5 Liter Summa Can 6LC Low Volume Puff LVP High Volume Puff HVP Other PM10	MEDIA CODE	PID Reading (Client only)	COLLECTED				Canister Pressure (Initial Field - in Hg)	Canister Pressure (Final Field - in Hg)	Summa Can Number	Flow Control Number	Method: <input type="checkbox"/> PM10 <input type="checkbox"/> 3C - Fixed Gas (%) <input type="checkbox"/> TO-3 BTEX <input type="checkbox"/> TO-3M (Methane) <input type="checkbox"/> TO-14 <input type="checkbox"/> TO-15 Full List VOCs <input type="checkbox"/> TO-15 Short List BTEX <input type="checkbox"/> TO-15 Short List Chlorinated	Pace Lab ID
					COMPOSITE START		COMPOSITE - END/GRAB							
					DATE	TIME	DATE	TIME						
1	Nor-Lake SVE				9-26-18	12:00	9-26-18	12:00	285	2	0524		X	01
2														
3														
4														
5														
6														
7														
8														
9														
10														
11														
12														

Comments :	RELINQUISHED BY / AFFILIATION	DATE	TIME	ACCEPTED BY / AFFILIATION	DATE	TIME	SAMPLE CONDITIONS		
	Nicole Bader - Ayres	9-26-18	12:00	J.M. P... ..	9/27/18	1115	<input checked="" type="checkbox"/>	<input checked="" type="checkbox"/>	<input checked="" type="checkbox"/>
							<input type="checkbox"/>	<input type="checkbox"/>	<input type="checkbox"/>
							<input type="checkbox"/>	<input type="checkbox"/>	<input type="checkbox"/>
							<input type="checkbox"/>	<input type="checkbox"/>	<input type="checkbox"/>

SAMPLER NAME AND SIGNATURE		Temp in °C	Received on Ice	Custody Sealed Cooler	Samples Intact
PRINT Name of SAMPLER: <u>Nicole Bader</u>	SIGNATURE of SAMPLER: <u>Nicole Bader</u>				
DATE Signed (MM/DD/YY): <u>09/27/18</u>					

ORIGINAL

Air Sample Condition Upon Receipt **Client Name:** Ayres **Project #:** _____

Courier: Fed Ex UPS Speedee Client
 Commercial Pace Other: _____

Tracking Number: 954599061790

WO# : 10449492

PM: BM2 **Due Date: 10/05/18**
CLIENT: AYRES ASSOC.

Custody Seal on Cooler/Box Present? Yes No **Seals Intact?** Yes No **Optional:** Proj. Due Date: _____ Proj. Name: _____

Packing Material: Bubble Wrap Bubble Bags Foam None Tin Can Other: _____ **Temp Blank rec:** Yes No

Temp. (TO17 and TO13 samples only) (°C): _____ **Corrected Temp (°C):** _____ **Thermom. Used:** G87A9170600254
 G87A9155100842

Temp should be above freezing to 6°C **Correction Factor:** _____ **Date & Initials of Person Examining Contents:** BM 9/28/18

Type of ice Received Blue Wet None

		Comments:
Chain of Custody Present?	<input checked="" type="checkbox"/> Yes <input type="checkbox"/> No	1.
Chain of Custody Filled Out?	<input checked="" type="checkbox"/> Yes <input type="checkbox"/> No	2.
Chain of Custody Relinquished?	<input checked="" type="checkbox"/> Yes <input type="checkbox"/> No	3.
Sampler Name and/or Signature on COC?	<input checked="" type="checkbox"/> Yes <input type="checkbox"/> No <input type="checkbox"/> N/A	4.
Samples Arrived within Hold Time?	<input checked="" type="checkbox"/> Yes <input type="checkbox"/> No	5.
Short Hold Time Analysis (<72 hr)?	<input type="checkbox"/> Yes <input checked="" type="checkbox"/> No	6.
Rush Turn Around Time Requested?	<input type="checkbox"/> Yes <input checked="" type="checkbox"/> No	7.
Sufficient Volume?	<input checked="" type="checkbox"/> Yes <input type="checkbox"/> No	8.
Correct Containers Used?	<input checked="" type="checkbox"/> Yes <input type="checkbox"/> No	9.
-Pace Containers Used?	<input checked="" type="checkbox"/> Yes <input type="checkbox"/> No	
Containers Intact?	<input checked="" type="checkbox"/> Yes <input type="checkbox"/> No	10.
Media: <u>Air Can</u> Airbag Filter TDT Passive		11. Individually Certified Cans <u>N</u> (list which samples)
Is sufficient information available to reconcile samples to the COC?	<input checked="" type="checkbox"/> Yes <input type="checkbox"/> No	12.

Samples Received: <u>FFET</u>					Pressure Gauge # 10AIR26				
Canisters					Canisters				
Sample Number	Can ID	Flow Controller	Initial Pressure	Final Pressure	Sample Number	Can ID	Flow Controller	Initial Pressure	Final Pressure
<u>Northlake SE</u>			<u>-1</u>	<u>+5</u>					

CLIENT NOTIFICATION/RESOLUTION **Field Data Required?** Yes No

Person Contacted: _____ Date/Time: _____

Comments/Resolution: _____

Project Manager Review: BA VC **Date:** 9/28/18

Note: Whenever there is a discrepancy affecting North Carolina compliance samples, a copy of this form will be sent to the North Carolina DEHNR Certification Office (i.e. out of hold, incorrect preservative, out of temp, incorrect containers)