

January 8, 2021

Ms. Jennifer Dorman
Wisconsin Department of Natural Resources
2300 N. Dr. Martin Luther King Dr.
Milwaukee, WI 53212-3128

Project # 40420

**Subject: Additional Sub-Slab Vapor Sampling Investigation for Post Closure Modification
Community Within the Corridor Limited Partnership
2748 N 32nd Street, Milwaukee, WI 53208
BRRTS# 02-41-263675 FID 241025400**

Dear Ms. Dorman:

On behalf of Community Within the Corridor Limited Partnership (CWC), K. Singh & Associates (KSingh) is pleased to report the results of sub-slab vapor sampling at the referenced facility, performed in accordance with the Work Plan submitted to the WDNR on November 12, 2020 with subsequent revisions based on WDNR comments proposed on December 3, 2020. The WDNR provided approval of the work plan in responses received on December 11, 2020.

Project Background

Historically, the facility at 2748 N 32nd Street served various industrial purposes for over 100 years. The building complex was recently used as storage and is currently vacant, but plans for redevelopment are underway, estimated to commence in 2021. Current plans for redevelopment entail affordable housing, commercial space, and other amenities in the former industrial complex. An aerial view of the facility is shown on Figure 1.

A historic hazardous discharge existed on the facility, addressed under BRRTS # 02-41-263675, was closed in August 2008 with continuing obligations applied to closure which include maintaining a cap over the contaminated area and mitigating the soil vapor concentrations. The contaminated area was not excavated due to existing structural impediments over the area of concern.

KSingh performed Indoor Air (IA) and Sub-Slab Vapor (SSV) sampling in June of 2020 to determine the overall effectiveness of a Sub-Slab Depressurization System (SSDS) currently mitigating sub-slab vapors within the northern portion of the facility. The IA samples complied with Wisconsin indoor air Vapor Action Levels (VALs) for residential properties. One of two SSV samples had concentrations exceeding Wisconsin residential Vapor Risk Screening Levels (VRSLs) for 1,1-Dichloroethane, 1,2,4-Trimethylbenzene, and Trichloroethene (TCE).

The findings of the initial IA and SSV sampling performed June of 2020 were submitted to the WDNR on July 7, 2020 and technical guidance was requested with a Request for Post Closure Modification letter to the WDNR on July 8, 2020. The Indoor Air and Sub-Slab Vapor Sampling Report figures showing the current SSDS layout at the facility, submitted to the WDNR on July 7, 2020, has been included in Attachment A. The WDNR requested a full vapor investigation of the facility during a conference call with CWC and KSingh on October 26, 2020. KSingh submitted a Site Investigation Work Plan on November 3, 2020, approved by the

WDNR on December 2, 2020. K Singh had questions to the approval which were addressed by the WDNR with the following comments on December 11, 2020:

- Proposed SSV probes SS-4, SS-19, SS-25, and SS-37 may be moved closer to the nearest elevator pits.
- An assessment shall be conducted to determine whether utilities are acting as preferential mitigation pathways at the site. Locations of utilities in relation to known areas of contamination should be considered when conducting this assessment. The utility assessment may need to identify the need for additional sampling locations. A figure indicating locations of all underground utilities should be provided with the investigation report.
- Passive air sampling in each of the site's four elevator pits is recommended to be performed. Passive air sampling may be performed after the results of the SSV sampling is known.
- It is understood construction activities within the building may facilitate abandonment of any SSV probe locations after installation. The WDNR recommends a minimum of one additional round of sampling after reconstruction is completed, any HVAC systems are installed and operating, and the building is under standard operating conditions. Less obtrusive vapor probe locations will be considered prior to additional sampling.

Sub-Surface Data Collection

Underground Utilities Description

As part of the approval of the Site Investigation Work Plan for SSV, the WDNR recommended a utility assessment be performed to determine whether underground utilities are acting as a preferential migration pathway at the site. A layout of utilities was made available and are shown on Figure 2. Because of the age of the building the layout of all utilities is not available. Additional information will be analyzed and provided to the WDNR as it becomes available.

Installation of Sub-Slab Vapor Probes

Fifty-one (51) SSV probes were installed at the facility on November 19, 2020, November 20, 2020, and December 9, 2020. Each SSV point was installed using brass VAPOR PIN probes affixed with silicone sleeves to ensure proper seals during installation. A 1.5-inch core-hole was first advanced into the sub-slab to an approximate depth of 1.75 inches. A 5/8-inch core-hole was then advanced through the sub-slab which the VAPOR PIN probe was driven into. A water dam test was then performed to ensure a proper seal between the VAPOR PIN probe and the sub-slab after installation. Plastic protective covers were placed over each installed probe location to minimize debris collected within the drilled sub-slab depression. Locations of all SSV probes are shown on Figure 3. Installation photos are included in Attachment B.

The water table was observed at SSV points SS-4, SS-5, SS-11, SS-15, SS-16, SS-40, and SS-43 during installation at a depth of one to three inches beneath the sub-slab base. The high water table is concentrated at the north and northeast portions of the facility. The vicinity where a high water table was observed is proposed to be developed into an underground parking garage.

Sub-Slab Vapor Sampling

Fourteen days prior to sampling activities, the active SSDS at the facility was shut down on November 19, 2020 to allow adequate time for sub-slab vapor conditions to stabilize. SSV sampling activities were performed on December 3, 2020, December 4, 2020, and December 16, 2020. Samples were collected using 1.4 L SUMMA canisters supplied by Synergy Environmental Labs, Inc. (Synergy) and fitted with 100 milliliter-per-minute flow controllers. Preliminary sampling measures were performed ahead of sampling at

each location, which included water dam leak testing procedures, shut-in testing, and purging air beneath the sub-slab ahead of sampling. The preliminary sampling measures performed were in accordance with WDNR publication RR-986.

Water dam leak testing procedures were again administered at each sampling location by filling water in the 1.5-inch core-hole which acted as casing. The method was considered successful if the water placed in the casing maintained a constant level and no air bubbles were observed.

Shut-in testing procedures were administered at each sampling location by applying and sustaining a vacuum of at least -15 inches of mercury within the sampling train. The method was considered successful if the sampling train sustained this vacuum for a minimum of 60 seconds.

Upon successful completion of water dam and shut-in testing procedures, air was purged from the sampling location prior to sample collection. Forty-nine (49) of the fifty-one (51) SSV locations were collected. SSV probe locations SS-4 and SS-40 could not be collected due to high water table encountered while performing preliminary sampling measures. All collected SSV samples were stored in containers provided by laboratory, documented on a Chain of Custody, and sent to the Synergy for analysis. Photographs of preliminary sampling procedures and SSV sampling are included in Attachment C.

Results of Sub-Slab Vapor Sampling

Synergy analyzed the received SUMMA Canisters in accordance with EPA Method TO-15. The reported data was reviewed and was within quality control objectives. Laboratory reports are included in Attachment D and summarized in Table 1. Contaminants of concern were identified and are summarized in Table 2.

The findings from the SSV sampling activities are described as follows:

- Contamination related to chlorinated solvents consisting of TCE, Vinyl Chloride, 1,1,2-Trichloroethane, 1,1-Dichloroethane, 1,4-Dichlorobenzene, and/or Benzyl Chloride exceeds Residential VRSLs in vapor points SS-1, SS-2, SS-3, SS-5, SS-6, SS-7, SS-10, SS-14, SS-18, SS-20, SS-23, SS-25, SS-26, SS-27, SS-28, SS-33, SS-34, SS-35, SS-36, SS-37, SS-38, SS-39, SS-42, SS-43, SS-45, SS-49, and SS-51.
- Contamination related to chlorinated solvents consisting of TCE, 1,1-Dichloroethane, and/or Benzyl Chloride exceeds Large Industrial / Commercial Building VRSLs in vapor points SS-2, SS-5, SS-18, SS-20, SS-25, SS-26, SS-27, SS-35, SS-36, and SS-41.
- Contamination related to Cyclohexane and/or Hexane was detected exceeding Residential VRSLs in vapor points SS-2, SS-5, SS-18, SS-39, and SS-41 and Large Industrial / Commercial Building VRSLs in vapor points SS-5 and SS-39.
- TCE is the most widespread contaminant of concern under the building and is associated with past industrial uses of the facility.
- Petroleum related contaminants consisting of Benzene, Ethylbenzene, Toluene, 1,2,4-Trimethylbenzene, 1,2,5-Trimethylbenzene, and/or Xylenes were detected exceeding Residential VRSLs in vapor points SS-2, SS-3, SS-5, SS-39, SS-41, and SS-43.
- Petroleum related contaminants consisting of Benzene, 1,2,4-Trimethylbenzene, and/or m&p-Xylenes were detected exceeding Large Industrial / Commercial Building VRSLs in vapor points SS-2, SS-5, and/or SS-39.
- Petroleum VRSL exceedances are located in the northeast portion of the building and are associated with the previously closed Leaking Underground Storage Tank case.

Results of the SSV analysis are shown on Figure 4. Isoconcentration plumes for Residential and Large Commercial / Industrial Building VRSL exceedances of TCE, the main contaminant of concern, are shown on Figure 5.

There is no pattern suggesting that existing underground utilities are acting as preferential migratory pathways for sub-slab vapor detections based on the test results of SSV sampling along the known alignments. Chlorinated sub-slab vapors were widespread beneath the sub-slab of the facility. The existing SSDS appears to be effectively mitigating chlorinated sub-slab vapors near its western extraction point location as no contaminants of concern were detected above residential VRSLs near its extraction location. Contaminants of concern were detected near the eastern extraction point location, which has not been actively mitigating due to no power being supplied to the mitigation fan. Petroleum sub-slab vapors identified to the north and northeast are associated with the existing LUST releases identified in a former environmental repair program case (BRRTS # 02-41-263675).

Based on the results of SSV sampling, a SSDS will be necessary for residential and commercial space. A Parking Garage Ventilation System, designed and constructed in accordance with WDNR publication RR-800 "Addressing Vapor Intrusion at Remediation & Redevelopment Sites in Wisconsin," is recommended in the planned parking garage space on the north end of the facility to mitigate sub-slab vapors. SSDS may not be effective at mitigating sub-slab vapors in the northern section of the parking garage due to the high water table observed during SSV probe installations.

Passive Air Sampling

A work plan for passive air sampling in the elevator shafts was submitted to WDNR on December 18, 2020. We are awaiting a response from the WDNR regarding the passive air sampling work plan. The passive air sampling is proposed to be performed after the building is cleaned of materials that could contribute to indoor air concentrations of chemicals of concern to remove the possibility of background air contaminants. The passive air sampling is proposed to commence in the Spring of 2021. Results of passive air sampling will be submitted in a separate report.

Soil Sampling

Eighteen (18) soil samples were budgeted within the Sub-Slab Investigation Work Plan to be collected and analyzed for chlorinated volatile organic compounds (CVOCs) in concurrence with SSV port installations; however, insufficient recovery from the penetrations did not allow for their collection. Soil sampling will be revisited during passive air sampling activities.

The following locations are being considered for soil CVOC collection based on VRSL impacts from SSV sampling: SS-1, SS-3, SS-5, SS-14, SS-16, SS-19, SS-20, SS-23, SS-25, SS-26, SS-27, SS-28, SS-32, SS-35, SS-36, SS-39, SS-50, and SS-51. Results from the soil CVOC sampling will be submitted in a separate report.

Conclusions

- Chlorinated solvents, Cyclohexane, Hexane, and petroleum constituents were detected under the existing building at concentrations exceeding Residential VRSLs and/or Large Commercial / Industrial Building VRSLs.

- TCE is the most widespread contaminant of concern and is associated with past industrial uses of the facility.
- There is no pattern suggesting that existing underground utilities are acting as preferential migratory pathways.
- Petroleum sub-slab vapors are associated with the existing LUST release.
- Other sub-slab vapor concentrations are associated with the history of industrial operations at the facility.

Recommendations

- SSDS installations are recommended outside of the underground parking garage areas to mitigate sub-slab vapors exceeding Residential and Large Commercial / Industrial Building VRSLs.
- Prior to installation of a SSDS, a Pressure Field Extension (PFE) study is recommended to determine zones of influence beneath the sub-slab throughout the facility and to assist with SSDS design.
- Ventilation of parking garage areas in accordance with WDNR publication RR-800 is recommended to manage sub-slab vapor risks beneath the underground parking garage areas. The high water table observed in the northern section of the planned parking garage during SSV vapor probe installations will limit the effectiveness of a SSDS in the garage area.
- Passive air sampling and soil sampling are to be performed following removal of potential sources of background contamination.
- Commissioning of the SSDS and Parking Garage Ventilation System along with passive indoor air sampling are recommended to demonstrate that these mitigation system designs are sufficient to protect residents after reconstruction efforts on site are complete. Additional SSDS points shall be installed, as necessary, to protect residents based on the commissioning process.
- An initial SSV mitigation plan will be submitted by Spring of 2021.

Please call us at (262) 821-1171 if you have any questions regarding information provided within this submittal.

Sincerely,

K. SINGH & ASSOCIATES, INC.



Kyle Vander Heiden
Staff Geologist



Robert T. Reineke, P.E.
Senior Engineer

cc: Que El-Amin / Scott Crawford, Inc.
Shane LaFave / Roers Companies

Figure 1: Aerial Photograph
Figure 2: Underground Plumbing Plan
Figure 3: Sub-Slab Vapor Probe Locations

Figure 4: Sub-Slab Vapor Sampling Results
Figure 5: VRSL Exceedance Plumes for TCE

Table 1: December 2020 Sub-Slab Vapor Analytical Results
Table 2: December 2020 Sub-Slab Vapor Analytical Results for Contaminants of Concern

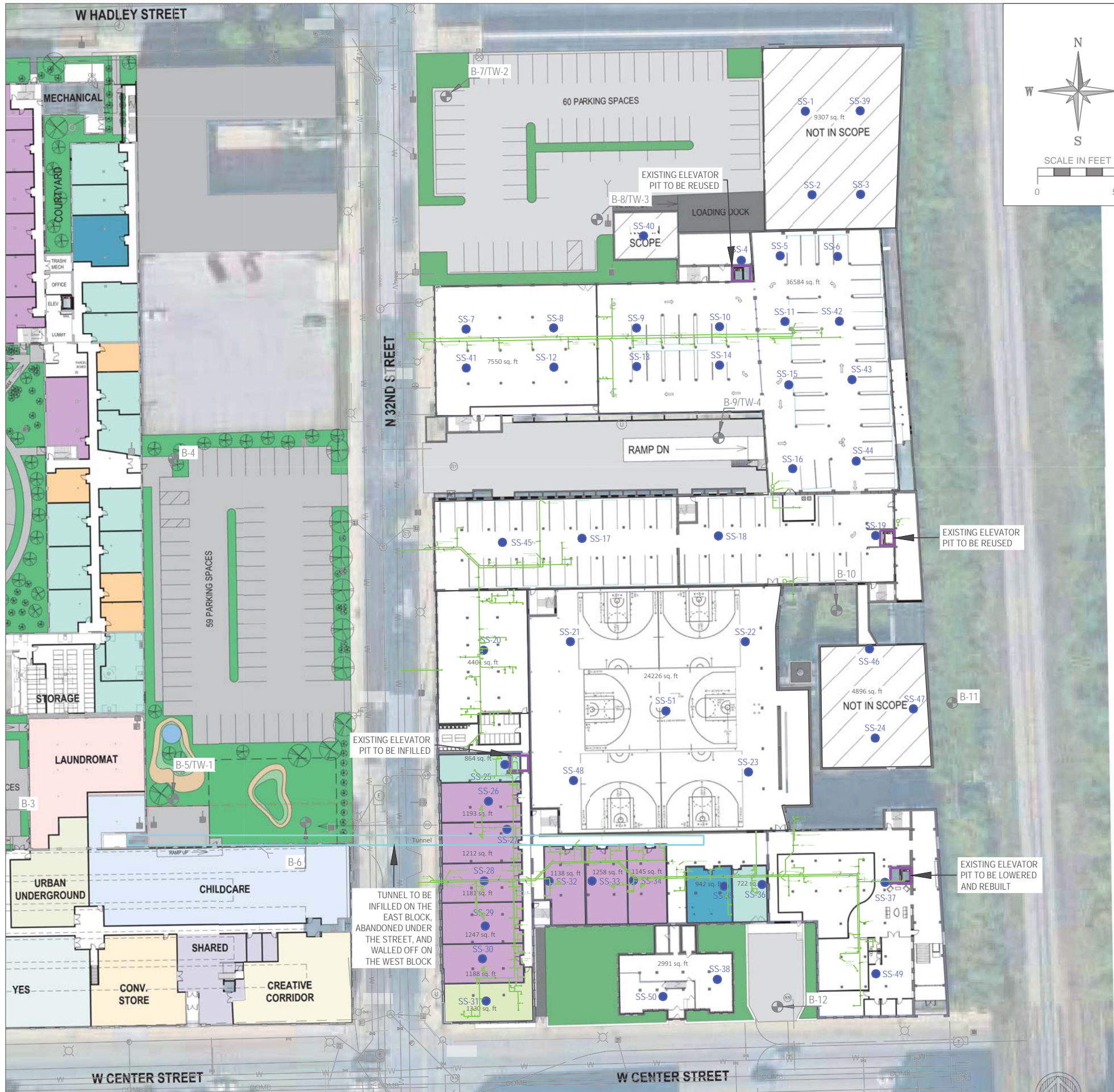
Attachment A: Indoor Air and Sub-Slab Vapor Sampling Report Figures
Attachment B: Site Photographs of Sub-Slab Vapor Probe Installations
Attachment C: Site Photographs of Preliminary Sampling Procedures and Sub-Slab Vapor Sampling
Attachment D: Synergy Environmental Lab, Inc. Laboratory Reports

FIGURES



Figure 1. Aerial Photograph

Scale: 1 inch = 83 feet



LEGEND

- Sub-Slab Sampling Locations (51)
- ⊕ Previous Boring and Temporary Well Locations
- Known Elevator Shaft
- 1 - Bedroom Apartment
- 2 - Bedroom Apartment
- 3 - Bedroom Apartment
- 4 - Bedroom Apartment
- Studio Apartment
- Underground Plumbing
- WI Large Commercial / Industrial VRSL Exceedance Extents
- Underground Tunnel

NOTE:

- COMBINATION OF EXISTING AND PROPOSED PLUMBING

CONSULTANT

CONSULTANT

CONSULTANT

PROJECT TITLE: COMMUNITY WITHIN THE CORRIDOR
MILWAUKEE, WI
PROJECT NUMBER: 40420

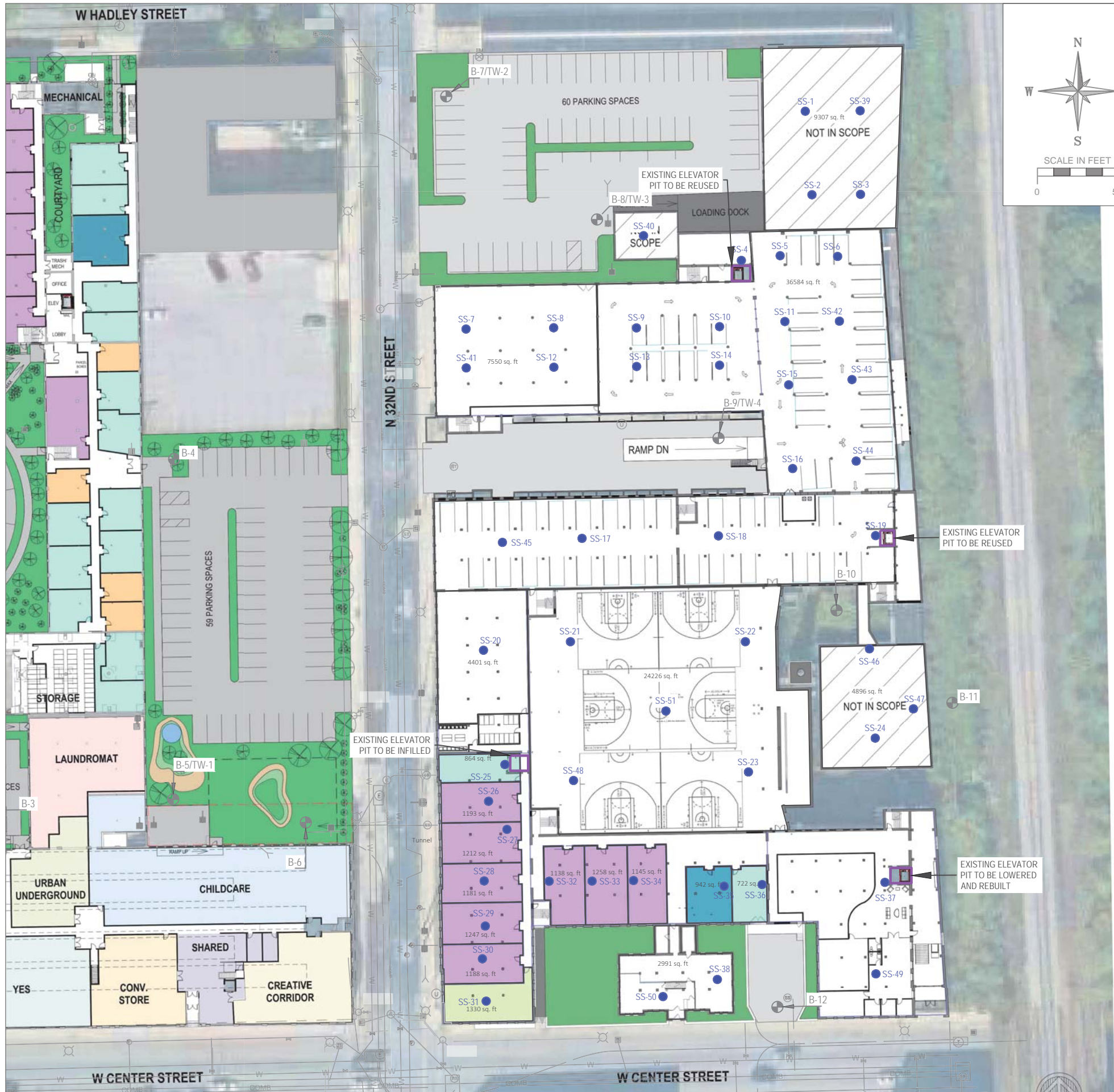
CLIENT:
COMMUNITY WITHIN THE CORRIDOR LIMITED
PARTNERSHIP

REVISIONS	DATE	DESCRIPTION

DRAWN BY AMZ	DATE 01/07/2021
CHECKED BY KVH	DATE 01/07/2021

SHEET TITLE
UNDERGROUND PLUMBING PLAN

FIGURE 2



LEGEND

- Sub-Slab Sampling Locations (51)
- ⊕ Previous Boring and Temporary Well Locations
- Known Elevator Shaft
- 1 - Bedroom Apartment
- 2 - Bedroom Apartment
- 3 - Bedroom Apartment
- 4 - Bedroom Apartment
- Studio Apartment

CONSULTANT

CONSULTANT

CONSULTANT

PROJECT TITLE: COMMUNITY WITHIN THE CORRIDOR
MILWAUKEE, WI
PROJECT NUMBER: 40420

CLIENT:
COMMUNITY WITHIN THE CORRIDOR LIMITED
PARTNERSHIP

REVISIONS	DATE	DESCRIPTION

DRAWN BY AMZ	DATE 01/07/2021
CHECKED BY KVH	DATE 01/07/2021

SHEET TITLE
SUB-SLAB VAPOR PROBE LOCATIONS

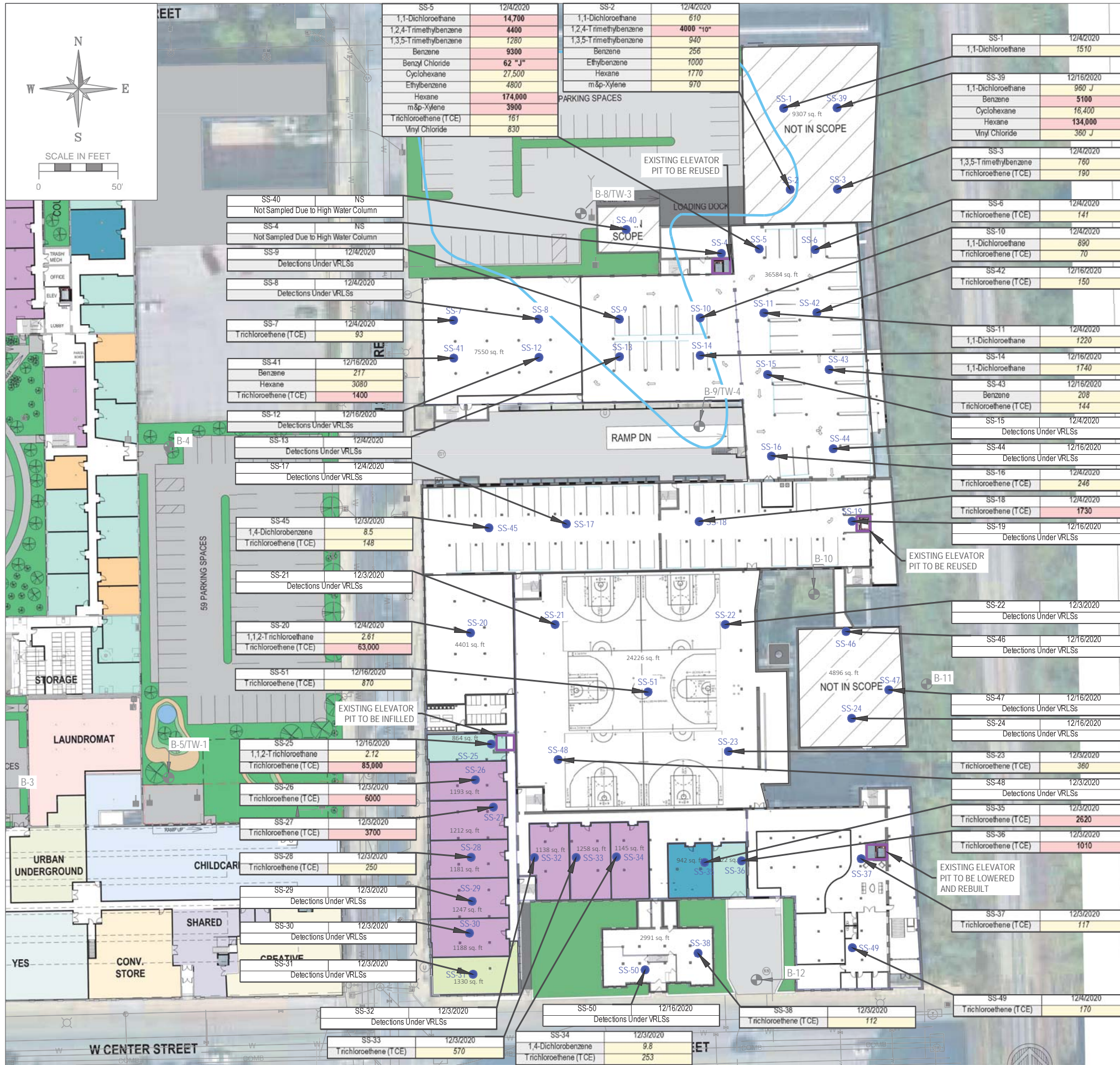
FIGURE 3

REVISIONS	DATE	DESCRIPTION

DRAWN BY	DATE
AMZ	01/07/2021
CHECKED BY	DATE
KVH	01/07/2021

SHEET TITLE
SUB-SLAB VAPOR SAMPLING
RESULTS

FIGURE 4



LEGEND

- Sub-Slab Sampling Locations (51)
- ⊙ Previous Boring and Temporary Well Locations
- Known Elevator Shaft
- 1 - Bedroom Apartment
- 2 - Bedroom Apartment
- 3 - Bedroom Apartment
- 4 - Bedroom Apartment
- Studio Apartment
- WI Residential VRSL Exceedance Extents
- WI Large Commercial / Industrial VRSL Exceedance Extents
- Past NR 720 RCL Exceedance Extents

Attenuation Factor	Sub-Slab Vapor	
	0.03	0.01
Analyte	Residential Vapor Risk Screening Level (VRSL)	Large Commercial / Industrial VRSL
1,1,2-Trichloroethane	0.7	8.8
1,1-Dichloroethane	600	7700
1,2,4-Trimethylbenzene	210	2600
1,3,5-Trimethylbenzene	210	2600
1,4-Dichlorobenzene	8	110
Benzene	120	1600
Benzyl Chloride	1.9	25
Cyclohexane	3333	44000
Ethylbenzene	370	4900
Hexane	1400	18000
m&p-Xylene	333	4400
Methyl tert-butyl ether (MTBE)	3700	47000
Naphthalene	28	360
o-Xylene	3300	44000
Tetrachloroethene	1400	18000
trans-1,2-Dichloroethene	---	---
Trichloroethene (TCE)	70	880
Vinyl Chloride	57	2800

NOTES:

1. REPORTED UNITS IN $\mu\text{g}/\text{m}^3$
2. BASED ON WI VAPOR QUICK LOOKUP - TABLE VAPOR RISK SCREENING LEVELS
3. NS = NOT SAMPLED
4. SAMPLING LOCATIONS ARE APPROXIMATE
5. "J" = ANALYTE DETECTED BETWEEN 'LIMIT OF DETECTION' AND 'LIMIT OF QUANTITATION'
6. "10" = LINEAR RANGE OF CALIBRATION CURVE EXCEEDED DURING ANALYSIS
7. BOLD INDICATES DETECTION IS ABOVE LARGE COMMERCIAL / INDUSTRIAL VRSL
8. ITALICS INDICATES DETECTION IS ABOVE RESIDENTIAL VRSL

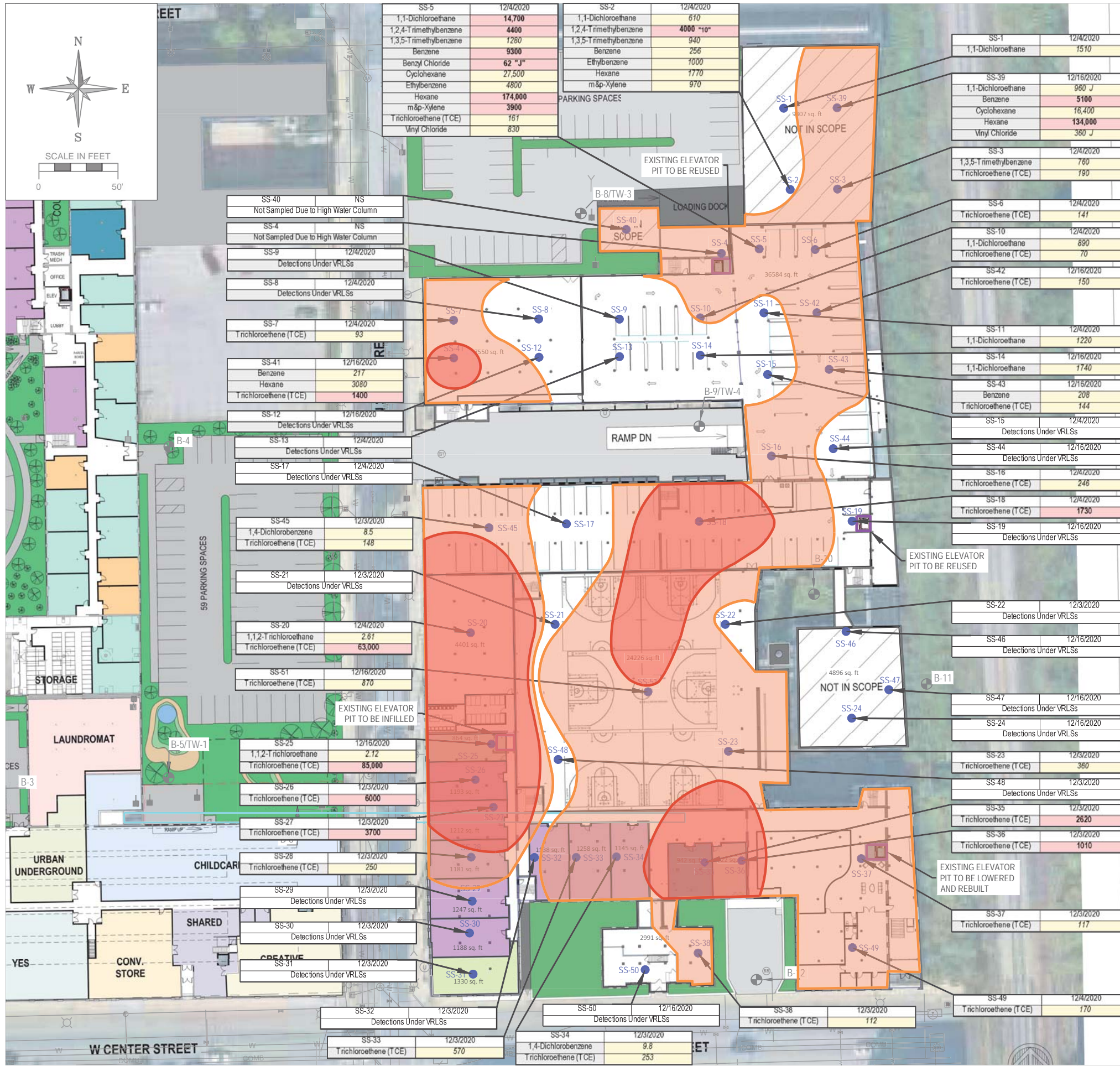
REVISIONS	DATE	DESCRIPTION

DRAWN BY	DATE
AMZ	01/07/2021
CHECKED BY	DATE
KVH	01/07/2021

SHEET TITLE

VRSL EXCEEDANCE PLUMES FOR TCE

FIGURE 5



LEGEND

- Sub-Slab Sampling Locations (51)
- ⊕ Previous Boring and Temporary Well Locations
- Known Elevator Shaft
- 1 - Bedroom Apartment
- 2 - Bedroom Apartment
- 3 - Bedroom Apartment
- 4 - Bedroom Apartment
- Studio Apartment
- WI Residential VRSL Exceedance Extents
- WI Large Commercial / Industrial VRSL Exceedance Extents

Attenuation Factor	Sub-Slab Vapor	
	0.03	0.01
Analyte	Residential Vapor Risk Screening Level (VRSL)	Large Commercial / Industrial VRSL
1,1,2-Trichloroethane	0.7	8.8
1,1-Dichloroethane	600	7700
1,2,4-Trimethylbenzene	210	2600
1,3,5-Trimethylbenzene	210	2600
1,4-Dichlorobenzene	8	110
Benzene	120	1600
Benzyl Chloride	1.9	25
Cyclohexane	3333	44000
Ethylbenzene	370	4900
Hexane	1400	18000
m&p-Xylene	333	4400
Methyl tert-butyl ether (MTBE)	3700	47000
Naphthalene	28	360
o-Xylene	3300	44000
Tetrachloroethane	1400	18000
trans-1,2-Dichloroethane	---	---
Trichloroethane (TCE)	70	880
Vinyl Chloride	57	2800

NOTES:

1. REPORTED UNITS IN ug/m³
2. BASED ON WI VAPOR QUICK LOOKUP - TABLE VAPOR RISK SCREENING LEVELS
3. NS = NOT SAMPLED
4. SAMPLING LOCATIONS ARE APPROXIMATE
5. "J" = ANALYTE DETECTED BETWEEN 'LIMIT OF DETECTION' AND 'LIMIT OF QUANTITATION'
6. "10" = LINEAR RANGE OF CALIBRATION CURVE EXCEEDED DURING ANALYSIS
7. BOLD INDICATES DETECTION IS ABOVE LARGE COMMERCIAL / INDUSTRIAL VRSL
8. ITALICS INDICATES DETECTION IS ABOVE RESIDENTIAL VRSL

TABLES

TABLE 1
 DECEMBER 2020 SUB-SLAB VAPOR ANALYTICAL RESULTS
 EASTERN COMPLEXES
 COMMUNITY WITHIN THE CORRIDOR LIMITED PARTNERSHIP - MILWAUKEE, WI

CHEMICAL (ug/m ³)	SUB-SLAB VAPOR VRSL		SSV-1	SSV-2	SS-1	SS-2	SS-3	SS-4	SS-5	SS-6	SS-7	SS-8	SS-9	SS-10	SS-11	SS-12	SS-13	
	AF = 0.03	AF = 0.01	PRE-DEVELOPMENT	PRE-DEVELOPMENT	PRE-DEVELOPMENT	PRE-DEVELOPMENT	PRE-DEVELOPMENT	PRE-DEVELOPMENT	PRE-DEVELOPMENT	PRE-DEVELOPMENT	PRE-DEVELOPMENT	PRE-DEVELOPMENT	PRE-DEVELOPMENT	PRE-DEVELOPMENT	PRE-DEVELOPMENT	PRE-DEVELOPMENT	PRE-DEVELOPMENT	
	<i>RESIDENTIAL</i>	LARGE COMMERCIAL / INDUSTRIAL	6/12/2020	6/12/2020	12/4/2020	12/4/2020	12/4/2020	NS	12/4/2020	12/4/2020	12/4/2020	12/4/2020	12/4/2020	12/4/2020	12/4/2020	12/4/2020	12/16/2020	12/4/2020
			ug/m ³	ug/m ³	ug/m ³	ug/m ³	ug/m ³	ug/m ³	ug/m ³	ug/m ³	ug/m ³	ug/m ³	ug/m ³	ug/m ³	ug/m ³	ug/m ³	ug/m ³	ug/m ³
Tetrachloroethene	<i>1,400</i>	18,000	< 1.2	100	< 5.56	14.3	15.6	NS	1340	4.1 J	8.1 J	13.4	3.4	14.9	< 2.78	8.8	0.95	
Tetrahydrofuran	<i>7,000</i>	88,000	< 4.3	< 27	< 2.62	< 1.31	< 1.31	NS	< 26.2	< 1.31	< 1.31	1.36	< 0.131	< 1.31	< 1.31	< 0.131	< 0.85	
Toluene	<i>170,000</i>	2,200,000	9	76	< 3.68	22.6	4.9 J	NS	530	4.5 J	3.8 J	3.2	4.3	9	4.5 J	6	9.3	
trans-1,2-Dichloroethene	---	---	< 0.63	< 4.1	19.8	31.3	9.1	NS	1870	41	< 2.31	< 0.231	0.32	< 2.31	< 2.31	< 0.231	< 0.231	
trans-1,3-Dichloropropene	---	---	< 0.95	< 6.1	< 3.96	< 1.98	< 1.98	NS	< 39.6	< 1.98	< 1.98	< 0.198	< 0.198	< 1.98	< 1.98	< 0.198	< 0.198	
Trichloroethene (TCE)	<i>70</i>	880	15	310	< 4.74	61	<i>190</i>	NS	<i>161</i>	<i>141</i>	<i>93</i>	8	1.66	<i>70</i>	17.1	15.6	5.9	
Trichlorofluoromethane	---	---	2.2 J	< 6.5	< 6.74	< 3.37	< 3.37	NS	< 67.4	< 3.37	< 3.37	1.24	1.4	< 3.37	< 3.37	1.18	1.35	
Trichlorotrifluoroethane	---	---	NA	NA	208	380	330	NS	380	44	< 4.02	3.6	0.54	340	10 J	0.84 J	0.54 J	
Vinyl acetate	<i>700</i>	8,800	< 2.5	< 16	< 4.06	< 2.03	< 2.03	NS	< 40.6	< 2.03	< 2.03	< 0.203	< 0.203	< 2.03	< 2.03	< 0.203	< 0.203	
Vinyl Chloride	<i>57</i>	2,800	< 1.7	16 J	< 2.96	5.1	< 1.48	NS	<i>830</i>	< 1.48	< 1.48	< 0.148	< 0.148	< 1.48	< 1.48	< 0.148	< 0.148	

Comments

All results in micrograms per cubic meter (ug/m³)

"J" Flag = Analyte detected between Limit of Detection and Limit of Quantitation

"10" Code = Linear Range of Calibration Curve Exceeded

"*" Flag = Laboratory Control Sample or Sample Duplicates Outside Acceptable Limits

VRSL = Vapor Risk Screening Levels

NA = Not Analyzed

NS = Not Sampled

BOLD indicates detection is above Large Commercial / Industrial VRSLs

Italics indicates detection is above Residential VRSLs

TABLE 1
 DECEMBER 2020 SUB-SLAB VAPOR ANALYTICAL RESULTS
 EASTERN COMPLEXES
 COMMUNITY WITHIN THE CORRIDOR LIMITED PARTNERSHIP - MILWAUKEE, WI

CHEMICAL (ug/m ³)	SUB-SLAB VAPOR VRSL		SS-14	SS-15	SS-16	SS-17	SS-18	SS-19	SS-20	SS-21	SS-22	SS-23	SS-24	SS-25	SS-26	SS-27	SS-28
	AF = 0.03	AF = 0.01	PRE-DEVELOPMENT	PRE-DEVELOPMENT	PRE-DEVELOPMENT	PRE-DEVELOPMENT	PRE-DEVELOPMENT	PRE-DEVELOPMENT	PRE-DEVELOPMENT	PRE-DEVELOPMENT	PRE-DEVELOPMENT	PRE-DEVELOPMENT	PRE-DEVELOPMENT	PRE-DEVELOPMENT	PRE-DEVELOPMENT	PRE-DEVELOPMENT	PRE-DEVELOPMENT
	<i>RESIDENTIAL</i>	LARGE COMMERCIAL / INDUSTRIAL	12/16/2020	12/4/2020	12/4/2020	12/4/2020	12/4/2020	12/16/2020	12/4/2020	12/3/2020	12/3/2020	12/3/2020	12/16/2020	12/16/2020	12/3/2020	12/3/2020	12/3/2020
			ug/m3	ug/m3	ug/m3	ug/m3	ug/m3	ug/m3	ug/m3	ug/m3	ug/m3	ug/m3	ug/m3	ug/m3	ug/m3	ug/m3	ug/m3
Tetrachloroethene	<i>1,400</i>	18,000	4.3	3.4 J	< 2.78	1.56	3.3	1.49	10.5	1.09	0.48 J	7.4	< 0.278	51	23.4	23.8	4.1
Tetrahydrofuran	<i>7,000</i>	88,000	< 0.131	< 1.31	< 1.31	0.56	< 0.131	< 0.131	< 0.131	0.59	< 0.131	< 0.131	< 0.131	< 0.131	< 0.131	< 0.131	< 0.131
Toluene	<i>170,000</i>	2,200,000	6.9	4.1 J	4.5 J	9.1	7.4	12	5.4	2.37	2.41	2.67	7.3	6.4	5.3	4.5	5.3
trans-1,2-Dichloroethene	---	---	258	15.1	< 2.31	< 0.231	5.5	< 0.231	9.8	< 0.231	< 0.231	< 0.231	< 0.231	7.3	0.238 J	< 0.231	< 0.231
trans-1,3-Dichloropropene	---	---	< 0.198	< 1.98	< 1.98	< 0.198	< 0.198	< 0.198	< 0.198	< 0.198	< 0.198	< 0.198	< 0.198	< 0.198	< 0.198	< 0.198	< 0.198
Trichloroethene (TCE)	<i>70</i>	880	15.1	6.4 J	<i>246</i>	16.8	1730	25.3	63000	31.4	51	<i>360</i>	1.07	85000	6000	3700	<i>250</i>
Trichlorofluoromethane	---	---	1.4	< 3.37	< 3.37	1.74	2.53	3.5	1.4	1.35	1.69	1.52	1.69	1.69	1.35	1.46	1.74
Trichlorotrifluoroethane	---	---	35	4.6 J	< 4.02	0.61 J	0.54 J	0.61 J	0.46 J	0.54 J	0.54 J	0.61 J	0.77 J	0.77 J	0.54 J	0.61 J	0.54 J
Vinyl acetate	<i>700</i>	8,800	< 0.203	< 2.03	< 2.03	< 0.203	< 0.203	< 0.203	< 0.203	< 0.203	< 0.203	< 0.203	< 0.203	< 0.203	< 0.203	< 0.203	< 0.203
Vinyl Chloride	<i>57</i>	2,800	2.66	< 1.48	< 1.48	< 0.148	< 0.148	< 0.148	< 0.148	< 0.148	< 0.148	< 0.148	< 0.148	< 0.148	< 0.148	< 0.148	< 0.148

Comments

All results in micrograms per cubic meter (ug/m³)
 "J" Flag = Analyte detected between Limit of Detection and Limit of Quantitation
 "10" Code = Linear Range of Calibration Curve Exceeded
 "*" Flag = Laboratory Control Sample or Sample Duplicates Outside Acceptable
 VRSL = Vapor Risk Screening Levels
 NA = Not Analyzed
 NS = Not Sampled
BOLD indicates detection is above Large Commercial / Industrial VRSLs
Italics indicates detection is above Residential VRSLs

TABLE 1
 DECEMBER 2020 SUB-SLAB VAPOR ANALYTICAL RESULTS
 EASTERN COMPLEXES
 COMMUNITY WITHIN THE CORRIDOR LIMITED PARTNERSHIP - MILWAUKEE, WI

CHEMICAL (ug/m ³)	SUB-SLAB VAPOR VRSL		SS-29	SS-30	SS-31	SS-32	SS-33	SS-34	SS-35	SS-36	SS-37	SS-38	SS-39	SS-40	SS-41	SS-42	SS-43	
	AF = 0.03	AF = 0.01	PRE-DEVELOPMENT	PRE-DEVELOPMENT	PRE-DEVELOPMENT	PRE-DEVELOPMENT	PRE-DEVELOPMENT	PRE-DEVELOPMENT	PRE-DEVELOPMENT	PRE-DEVELOPMENT	PRE-DEVELOPMENT	PRE-DEVELOPMENT	PRE-DEVELOPMENT	PRE-DEVELOPMENT	PRE-DEVELOPMENT	PRE-DEVELOPMENT	PRE-DEVELOPMENT	
	<i>RESIDENTIAL</i>	LARGE COMMERCIAL / INDUSTRIAL	12/3/2020	12/3/2020	12/3/2020	12/3/2020	12/3/2020	12/3/2020	12/3/2020	12/3/2020	12/3/2020	12/16/2020	12/3/2020	12/16/2020	NS	12/16/2020	12/16/2020	12/16/2020
			ug/m3	ug/m3	ug/m3	ug/m3	ug/m3	ug/m3	ug/m3	ug/m3	ug/m3	ug/m3	ug/m3	ug/m3	ug/m3	ug/m3	ug/m3	ug/m3
Tetrachloroethene	<i>1,400</i>	18,000	< 0.278	9.4	0.88 J	< 0.278	98	640	5.3	9.2	21.2	3.05	< 556	NS	285	1.7	0.48 J	
Tetrahydrofuran	<i>7,000</i>	88,000	< 0.131	0.59	0.71	< 0.131	0.41 J	< 0.131	0.74	0.68	< 0.131	< 0.131	< 262	NS	< 13.1	< 0.131	< 0.131	
Toluene	<i>170,000</i>	2,200,000	4.9	7.3	2.86	3.5	4.4	1.2	3.9	3.2	8.2	9.1	830 J	NS	87	9.5	< 0.184	
trans-1,2-Dichloroethene	---	---	< 0.231	< 0.231	< 0.231	< 0.231	< 0.231	< 0.231	0.277 J	< 0.231	< 0.231	< 0.231	< 462	NS	< 23.1	3.6	5.9	
trans-1,3-Dichloropropene	---	---	< 0.198	< 0.198	< 0.198	< 0.198	< 0.198	< 0.198	< 0.198	< 0.198	< 0.198	< 0.198	< 396	NS	< 19.8	< 0.198	< 0.198	
Trichloroethene (TCE)	<i>70</i>	880	6.5	6.3	3.6	54	<i>570</i>	<i>253</i>	2620	1010	<i>117</i>	<i>112</i>	< 474	NS	1400	<i>150</i>	<i>144</i>	
Trichlorofluoromethane	---	---	1.57	1.63	0.62 J	1.52	1.29	2.02	2.19	1.8	1.57	1.85	< 674	NS	< 33.7	1.18	1.69	
Trichlorotrifluoroethane	---	---	0.54 J	0.54 J	< 0.402	0.54 J	0.54 J	0.61 J	0.54 J	0.61 J	0.69 J	0.61 J	< 804	NS	< 40.2	8.4	1.15 J	
Vinyl acetate	<i>700</i>	8,800	< 0.203	< 0.203	< 0.203	< 0.203	< 0.203	< 0.203	< 0.203	< 0.203	< 0.203	< 0.203	< 406	NS	< 20.3	< 0.203	< 0.203	
Vinyl Chloride	<i>57</i>	2,800	< 0.148	< 0.148	< 0.148	< 0.148	< 0.148	< 0.148	< 0.148	< 0.148	< 0.148	< 0.148	<i>360</i> J	NS	23 J	< 0.148	1.84	

Comments

All results in micrograms per cubic meter (ug/m³)
 "J" Flag = Analyte detected between Limit of Detection and Limit of Quantitation
 "10" Code = Linear Range of Calibration Curve Exceeded
 "*" Flag = Laboratory Control Sample or Sample Duplicates Outside Acceptable
 VRSL = Vapor Risk Screening Levels
 NA = Not Analyzed
 NS = Not Sampled
BOLD indicates detection is above Large Commercial / Industrial VRSLs
Italics indicates detection is above Residential VRSLs

TABLE 1
 DECEMBER 2020 SUB-SLAB VAPOR ANALYTICAL RESULTS
 EASTERN COMPLEXES
 COMMUNITY WITHIN THE CORRIDOR LIMITED PARTNERSHIP - MILWAUKEE, WI

CHEMICAL (ug/m ³)	SUB-SLAB VAPOR VRSL		SS-44	SS-45	SS-46	SS-47	SS-48	SS-49	SS-50	SS-51
	AF = 0.03	AF = 0.01	PRE-DEVELOPMENT	PRE-DEVELOPMENT	PRE-DEVELOPMENT	PRE-DEVELOPMENT	PRE-DEVELOPMENT	PRE-DEVELOPMENT	PRE-DEVELOPMENT	PRE-DEVELOPMENT
	RESIDENTIAL	LARGE COMMERCIAL / INDUSTRIAL	12/16/2020	12/3/2020	12/16/2020	12/16/2020	12/3/2020	12/4/2020	12/16/2020	12/16/2020
			ug/m3	ug/m3	ug/m3	ug/m3	ug/m3	ug/m3	ug/m3	ug/m3
1,1,1-Trichloroethane	170,000	2,200,000	84	8.4	1.69	0.92	36	6.4	0.76 J	1040
1,1,2,2-Tetrachloroethane	1.6	21	< 0.325	< 0.325	< 0.325	< 0.325	< 0.325	< 0.325	< 0.325	< 0.325
1,1,2-Trichloroethane	0.7	8.8	< 0.258	< 0.258	< 0.258	< 0.258	< 0.258	< 0.258	< 0.258	< 0.258
1,1-Dichloroethane	600	7,700	32	< 0.187	< 0.187	< 0.187	< 0.187	< 0.187	< 0.187	< 0.187
1,1-Dichloroethene	7,000	88,000	< 0.21	< 0.21	< 0.21	< 0.21	< 0.21	< 0.21	< 0.21	< 0.21
1,2,4-Trichlorobenzene	700	8,800	< 0.657	< 0.657	< 0.657	< 0.657	< 0.657	< 0.657	< 0.657	< 0.657
1,2,4-Trimethylbenzene	210	2,600	< 0.283	1.08	0.78 J	0.74 J	1.03	0.78	1.03	0.74 J
1,2-Dichlorobenzene	700	8,800	< 0.235	< 0.235	< 0.235	< 0.235	< 0.235	< 0.235	< 0.235	< 0.235
1,2-Dichloroethane	36	470	< 0.24	< 0.24	< 0.24	< 0.24	< 0.24	< 0.24	< 0.24	< 0.24
1,2-Dichloropropane	14	180	< 0.28	< 0.28	< 0.28	< 0.28	< 0.28	< 0.28	< 0.28	< 0.28
1,2-Dichlorotetrafluoroethane	---	---	< 0.446	< 0.446	< 0.446	< 0.446	< 0.446	< 0.446	< 0.446	< 0.446
1,3,5-Trimethylbenzene	210	2,600	< 0.232	< 0.232	< 0.232	< 0.232	< 0.232	< 0.232	< 0.232	< 0.232
1,3-Butadiene	---	---	< 0.143	< 0.143	< 0.143	< 0.143	< 0.143	< 0.143	< 0.143	< 0.143
1,3-Dichlorobenzene	---	---	< 0.302	< 0.302	< 0.302	< 0.302	< 0.302	< 0.302	< 0.302	< 0.302
1,4-Dichlorobenzene	8	110	1.44	8.5	1.14	1.08	7.9	2.22	1.32	1.26
1,4-Dioxane	18	250	< 0.157	< 0.157	< 0.157	< 0.157	< 0.157	< 0.157	< 0.157	< 0.157
2-Hexanone	---	---	< 0.222	< 0.222	< 0.222	< 0.222	0.33 J	0.37	< 0.222	< 0.222
4-Ethyltoluene	---	---	< 0.214	< 0.214	0.294 J	0.34 J	< 0.214	< 0.214	0.39 J	0.294 J
Acetone	106,667	1,400,000	NA	29	NA	NA	7.8	16.3	NA	NA
Acrolein	---	---	< 0.094	< 0.094	< 0.094	< 0.094	< 0.094	< 0.094	< 0.094	< 0.094
Benzene	120	1,600	0.192 J	1.18	< 0.136	0.16 J	< 0.136	0.45	0.224 J	0.7
Benzyl Chloride	1.9	25	< 0.209	< 0.209	< 0.209	< 0.209	< 0.209	< 0.209	< 0.209	< 0.209
Bromodichloromethane	2.53	33	< 0.374	< 0.374	< 0.374	< 0.374	< 0.374	< 0.374	< 0.374	< 0.374
Bromofom	86.6	1,100	< 0.414	< 0.414	< 0.414	< 0.414	< 0.414	< 0.414	< 0.414	< 0.414
Bromomethane	17.3	220	< 0.2	< 0.2	< 0.2	< 0.2	< 0.2	< 0.2	< 0.2	< 0.2
Carbon Disulfide	2,433	31,000	< 0.138	2.46	0.218 J	0.187 J	0.37 J	0.47	< 0.138	0.56
Carbon Tetrachloride	156	2,000	< 0.307	0.38 J	< 0.307	0.315 J	0.315 J	0.38 J	0.38 J	< 0.307
Chlorobenzene	173	2,200	< 0.251	< 0.251	< 0.251	< 0.251	< 0.251	< 0.251	< 0.251	< 0.251
Chloroethane	33,333	440,000	< 0.159	< 0.159	< 0.159	< 0.159	< 0.159	< 0.159	< 0.159	< 0.159
Chloroform	3,100	39,000	< 0.88 J	< 0.3	< 0.3	< 0.3	0.63 J	< 0.3	< 0.3	3.4
Chloromethane	3,100	39,000	< 0.831	0.89 J	< 0.831	< 0.831	< 0.831	< 0.831	< 0.831	< 0.831
cis-1,2-Dichloroethene	---	---	< 0.197	< 0.197	< 0.197	< 0.197	< 0.197	< 0.197	< 0.197	< 0.197
cis-1,3-Dichloropropene	---	---	< 0.234	< 0.234	< 0.234	< 0.234	< 0.234	< 0.234	< 0.234	< 0.234
Cyclohexane	3,333	44,000	< 0.212	< 0.212	< 0.212	< 0.212	< 0.212	< 0.212	< 0.212	< 0.212
Dibromochloromethane	---	---	< 0.376	< 0.376	< 0.376	< 0.376	< 0.376	< 0.376	< 0.376	< 0.376
Dichlorodifluoromethane	3,300	44,000	2.52	2.42	3.3	3.07	2.42	2.37	3.11	1.88
EDB (1,2-Dibromoethane)	0.157	2	< 0.342	< 0.342	< 0.342	< 0.342	< 0.342	< 0.342	< 0.342	< 0.342
Ethanol	---	---	NA	21.7	NA	NA	131 10	27.1	NA	NA
Ethyl Acetate	---	---	< 0.176	< 0.176	< 0.176	< 0.176	< 0.176	< 0.176	< 0.176	< 0.176
Ethylbenzene	370	4,900	0.52 J	< 0.203	0.35 J	0.48 J	0.217 J	0.56 J	0.43 J	0.43 J
Heptane	---	---	1.43	< 0.265	0.98	1.02	< 0.265	2.62	1.23	1.43
Hexachlorobutadiene	4.3	56	< 0.489	< 0.489	< 0.489	< 0.489	< 0.489	< 0.489	< 0.489	< 0.489
Hexane	1,400	18,000	0.81	< 0.235	0.78	0.74 J	0.42 J	0.6 J	0.6 J	1.09
Isopropyl Alcohol	---	---	0.74	1.99	1.11	0.93	5.5	1.38	2.31	2.73
m&p-Xylene	333	4,400	1.04 J	0.61 J	0.95 J	1.08 J	0.65 J	1.47	1.26	0.95 J
Methyl ethyl ketone (MEK)	17,333	220,000	< 0.178	5.4	< 0.178	< 0.178	1.36	1.59	< 0.178	2.27
Methyl isobutyl ketone (MIBK)	10,333	130,000	< 0.168	0.286 J	< 0.168	< 0.168	0.33 J	0.286 J	< 0.168	< 0.168
Methyl Methacrylate	---	---	< 0.217	< 0.217	< 0.217	< 0.217	< 0.217	< 0.217	< 0.217	< 0.217
Methyl tert-butyl ether (MTBE)	3,700	47,000	< 0.16	< 0.16	< 0.16	< 0.16	< 0.16	< 0.16	< 0.16	< 0.16
Methylene chloride	21,000	260,000	< 0.159	< 0.159	< 0.159	< 0.159	< 0.159	< 0.159	< 0.159	< 0.159
Naphthalene	28	360	< 0.675	0.78 J	< 0.675	< 0.675	1.05 J	< 0.675	< 0.675	< 0.675
o-Xylene	3,300	44,000	< 0.48 J	0.303 J	0.35 J	0.48 J	0.303 J	0.61 J	0.52 J	0.43 J
Propene	---	---	< 0.079	3.2	< 0.079	< 0.079	2.65	1.7	< 0.079	< 0.079
Styrene	3,333	44,000	0.34 J	0.38 J	0.34 J	0.34 J	5	1.15	0.34 J	0.255 J

TABLE 1
 DECEMBER 2020 SUB-SLAB VAPOR ANALYTICAL RESULTS
 EASTERN COMPLEXES
 COMMUNITY WITHIN THE CORRIDOR LIMITED PARTNERSHIP - MILWAUKEE, WI

CHEMICAL (ug/m ³)	SUB-SLAB VAPOR VRSL		SS-44	SS-45	SS-46	SS-47	SS-48	SS-49	SS-50	SS-51
	AF = 0.03	AF = 0.01	PRE-DEVELOPMENT	PRE-DEVELOPMENT	PRE-DEVELOPMENT	PRE-DEVELOPMENT	PRE-DEVELOPMENT	PRE-DEVELOPMENT	PRE-DEVELOPMENT	PRE-DEVELOPMENT
	<i>RESIDENTIAL</i>	LARGE COMMERCIAL / INDUSTRIAL	12/16/2020	12/3/2020	12/16/2020	12/16/2020	12/3/2020	12/4/2020	12/16/2020	12/16/2020
			ug/m3	ug/m3	ug/m3	ug/m3	ug/m3	ug/m3	ug/m3	ug/m3
Tetrachloroethene	<i>1,400</i>	18,000	1.09	3.2	5.9	0.41 J	33	2.1	1.9	6.4
Tetrahydrofuran	<i>7,000</i>	88,000	< 0.131	< 0.131	< 0.131	< 0.131	< 0.131	< 0.131	< 0.131	< 0.131
Toluene	<i>170,000</i>	2,200,000	10.1	1.43	9.6	10.9	0.83	11.1	13.4	8.2
trans-1,2-Dichloroethene	---	---	< 0.231	< 0.231	< 0.231	< 0.231	< 0.231	< 0.231	< 0.231	< 0.231
trans-1,3-Dichloropropene	---	---	< 0.198	< 0.198	< 0.198	< 0.198	< 0.198	< 0.198	< 0.198	< 0.198
Trichloroethene (TCE)	<i>70</i>	880	13.7	<i>148</i>	2.04	3.6	52	<i>170</i>	1.82	<i>870</i>
Trichlorofluoromethane	---	---	1.01 J	1.57	1.46	1.8	1.4	1.46	2.47	1.24
Trichlorotrifluoroethane	---	---	0.54 J	0.61 J	0.54 J	0.77 J	0.54 J	0.61 J	0.77 J	0.69 J
Vinyl acetate	<i>700</i>	8,800	< 0.203	< 0.203	< 0.203	< 0.203	< 0.203	< 0.203	< 0.203	< 0.203
Vinyl Chloride	<i>57</i>	2,800	< 0.148	< 0.148	< 0.148	< 0.148	< 0.148	< 0.148	< 0.148	< 0.148

Comments

All results in micrograms per cubic meter (ug/m³)
 "J" Flag = Analyte detected between Limit of Detection and Limit of Quantitation
 "10" Code = Linear Range of Calibration Curve Exceeded
 " * " Flag = Laboratory Control Sample or Sample Duplicates Outside Acceptable
 VRSL = Vapor Risk Screening Levels
 NA = Not Analyzed
 NS = Not Sampled
BOLD indicates detection is above Large Commercial / Industrial VRSLs
Italics indicates detection is above Residential VRSLs

TABLE 2
 DECEMBER 2020 SUB-SLAB VAPOR ANALYTICAL RESULTS FOR CONTAMINANTS OF CONCERN
 EASTERN COMPLEXES
 COMMUNITY WITHIN THE CORRIDOR LIMITED PARTNERSHIP - MILWAUKEE, WI

CHEMICAL (ug/m ³)	SUB-SLAB VAPOR VRSL		SSV-1	SSV-2	SS-1	SS-2	SS-3	SS-4	SS-5	SS-6	SS-7	SS-8	SS-9	SS-10
	AF = 0.03	AF = 0.01	PRE-DEVELOPMENT	PRE-DEVELOPMENT	PRE-DEVELOPMENT	PRE-DEVELOPMENT	PRE-DEVELOPMENT	PRE-DEVELOPMENT	PRE-DEVELOPMENT	PRE-DEVELOPMENT	PRE-DEVELOPMENT	PRE-DEVELOPMENT	PRE-DEVELOPMENT	PRE-DEVELOPMENT
	<i>RESIDENTIAL</i>	LARGE COMMERCIAL / INDUSTRIAL	6/12/2020	6/12/2020	12/4/2020	12/4/2020	12/4/2020	NS	12/4/2020	12/4/2020	12/4/2020	12/4/2020	12/4/2020	12/4/2020
			ug/m ³	ug/m ³	ug/m ³	ug/m ³	ug/m ³	ug/m ³	ug/m ³	ug/m ³	ug/m ³	ug/m ³	ug/m ³	ug/m ³
1,1,2-Trichloroethane	<i>0.7</i>	8.8	< 0.98	< 6.3	< 5.16	< 2.58	< 2.58	NS	< 51.6	< 2.58	< 2.58	< 0.258	< 0.258	< 2.58
1,1-Dichloroethane	<i>600</i>	7,700	7.1 J	<i>5500</i>	<i>1510</i>	<i>610</i>	480	NS	14700	222	< 1.87	0.84	2.48	<i>890</i>
1,2,4-Trimethylbenzene	<i>210</i>	2,600	< 2.5	<i>290</i>	< 5.66	4000 ¹⁰	17.2	NS	4400	7.8 J	3.4 J	0.93	1.52	30.9
1,3,5-Trimethylbenzene	<i>210</i>	2,600	< 2.7	190	< 4.64	<i>940</i>	<i>760</i>	NS	<i>1280</i>	< 2.32	< 2.32	0.294 J	0.39 J	203
1,4-Dichlorobenzene	<i>8</i>	110	2.8 J	< 15	< 6.04	< 3.02	6 J	NS	< 60.4	7.2 J	7.2 J	< 0.302	3.4	< 3.02
Benzene	<i>120</i>	1,600	5 J	42	19.2	<i>256</i>	< 1.36	NS	9300	< 1.36	< 1.36	1.72	0.192 J	5.7
Benzyl Chloride	<i>1.9</i>	25	< 4.9	< 31	< 4.18	< 2.09	< 2.09	NS	62 J	< 2.09	< 2.09	< 0.209	< 0.209	< 2.09
cis-1,2-Dichloroethene	---	---	< 0.99	710	< 3.94	65	36	NS	198	33	< 1.97	0.36 J	0.238 J	34
Cyclohexane	<i>3,333</i>	44,000	5.1 J	61 J	185	330	< 2.12	NS	<i>27500</i>	< 2.12	< 2.12	0.45 J	< 0.212	4.8 J
Ethylbenzene	<i>370</i>	4,900	2.1 J	46 J	< 4.06	<i>1000</i>	< 2.03	NS	<i>4800</i>	< 2.03	< 2.03	1.82	0.43 J	13
Hexane	<i>1,400</i>	18,000	11 J	660	350	<i>1770</i>	< 2.35	NS	174000	< 2.35	< 2.35	11.1	< 0.235	21.5
m&p-Xylene	<i>333</i>	4,400	< 3.2	47 J	< 7.54	<i>970</i>	< 3.77	NS	3900	< 3.77	< 3.77	3.3	1.26	18.2
Methyl tert-butyl ether (MTBE)	<i>3,700</i>	47,000	< 4.7	< 30	< 3.2	< 1.6	< 1.6	NS	< 32	< 1.6	< 1.6	< 0.16	< 0.16	< 1.6
Naphthalene	<i>28</i>	360	< 10	< 64	< 13.5	< 6.75	< 6.75	NS	< 135	< 6.75	< 6.75	5.4	< 0.675	< 6.75
o-Xylene	<i>3,300</i>	44,000	1.7 J	38 J	< 4.36	71	< 2.18	NS	530	< 2.18	< 2.18	1.78	0.61 J	71
Tetrachloroethene	<i>1,400</i>	18,000	< 1.2	100	< 5.56	14.3	15.6	NS	1340	4.1 J	8.1 J	13.4	3.4	14.9
trans-1,2-Dichloroethene	---	---	< 0.63	< 4.1	19.8	31.3	9.1	NS	1870	41	< 2.31	< 0.231	0.32	< 2.31
Trichloroethene (TCE)	<i>70</i>	880	15	<i>310</i>	< 4.74	61	<i>190</i>	NS	<i>161</i>	<i>141</i>	<i>93</i>	8	1.66	<i>70</i>
Vinyl Chloride	<i>57</i>	2,800	< 1.7	16 J	< 2.96	5.1	< 1.48	NS	<i>830</i>	< 1.48	< 1.48	< 0.148	< 0.148	< 1.48

Comments

All results in micrograms per cubic meter (ug/m³)

"J" Flag = Analyte detected between Limit of Detection and Limit of Quantitation

"10" Code = Linear Range of Calibration Curve Exceeded

VRSL = Vapor Risk Screening Levels

NS = Not Sampled

BOLD indicates detection is above Large Commercial / Industrial VRSLs

Italics indicates detection is above Residential VRSLs

TABLE 2
 DECEMBER 2020 SUB-SLAB VAPOR ANALYTICAL RESULTS FOR CONTAMINANTS OF CONCERN
 EASTERN COMPLEXES
 COMMUNITY WITHIN THE CORRIDOR LIMITED PARTNERSHIP - MILWAUKEE, WI

CHEMICAL (ug/m ³)	SUB-SLAB VAPOR VRSL		SS-11	SS-12	SS-13	SS-14	SS-15	SS-16	SS-17	SS-18	SS-19	SS-20	SS-21	SS-22
	AF = 0.03	AF = 0.01	PRE-DEVELOPMENT	PRE-DEVELOPMENT	PRE-DEVELOPMENT	PRE-DEVELOPMENT	PRE-DEVELOPMENT	PRE-DEVELOPMENT	PRE-DEVELOPMENT	PRE-DEVELOPMENT	PRE-DEVELOPMENT	PRE-DEVELOPMENT	PRE-DEVELOPMENT	PRE-DEVELOPMENT
	<i>RESIDENTIAL</i>	LARGE COMMERCIAL / INDUSTRIAL	12/4/2020	12/16/2020	12/4/2020	12/16/2020	12/4/2020	12/4/2020	12/4/2020	12/4/2020	12/16/2020	12/4/2020	12/3/2020	12/3/2020
		ug/m3	ug/m3	ug/m3	ug/m3	ug/m3	ug/m3	ug/m3	ug/m3	ug/m3	ug/m3	ug/m3	ug/m3	ug/m3
1,1,2-Trichloroethane	<i>0.7</i>	8.8	< 2.58	< 0.258	< 0.258	< 0.258	< 2.58	< 2.58	< 0.258	< 0.258	< 0.258	2.61	< 0.258	< 0.258
1,1-Dichloroethane	<i>600</i>	7,700	1220	0.68	0.88	1740	400	3.2 J	0.76	2.28	1.76	50	< 0.187	< 0.187
1,2,4-Trimethylbenzene	<i>210</i>	2,600	2.94 J	0.74 J	2.4	0.49 J	< 2.83	< 2.83	0.98	0.98	2.7	0.83 J	2.01	0.93
1,3,5-Trimethylbenzene	<i>210</i>	2,600	< 2.32	< 0.232	0.69 J	< 0.232	< 2.32	< 2.32	0.245 J	0.245 J	0.44 J	< 0.232	0.49 J	< 0.232
1,4-Dichlorobenzene	<i>8</i>	110	7.2 J	1.02	2.88	0.84 J	7.8 J	7.8 J	2.34	2.4	1.26	2.64	4.6	4.2
Benzene	<i>120</i>	1,600	< 1.36	< 0.136	1.56	0.16 J	< 1.36	< 1.36	0.64	0.54	0.42 J	5.1	0.54	0.64
Benzyl Chloride	<i>1.9</i>	25	< 2.09	< 0.209	< 0.209	< 0.209	< 2.09	< 2.09	< 0.209	< 0.209	< 0.209	< 0.209	< 0.209	< 0.209
cis-1,2-Dichloroethene	---	---	< 1.97	< 0.197	< 0.197	135	38	< 1.97	< 0.197	11.8	< 0.197	39	< 0.197	< 0.197
Cyclohexane	<i>3,333</i>	44,000	< 2.12	< 0.212	< 0.212	< 0.212	< 2.12	< 2.12	< 0.212	< 0.212	< 0.212	0.48 J	< 0.212	< 0.212
Ethylbenzene	<i>370</i>	4,900	< 2.03	0.217 J	1.3	< 0.203	< 2.03	< 2.03	0.78	0.56 J	0.52 J	0.48 J	0.61 J	0.74
Hexane	<i>1,400</i>	18,000	< 2.35	1.2	7.9	0.85	< 2.35	< 2.35	1.27	1.27	0.63 J	< 0.235	0.88	0.85
m&p-Xylene	<i>333</i>	4,400	< 3.77	0.65 J	2.43	0.69 J	< 3.77	< 3.77	1.95	1.56	1.04 J	1.26	1.78	1.56
Methyl tert-butyl ether (MTBE)	<i>3,700</i>	47,000	< 1.6	< 0.16	< 0.16	< 0.16	< 1.6	< 1.6	< 0.16	< 0.16	< 0.16	< 0.16	< 0.16	< 0.16
Naphthalene	<i>28</i>	360	< 6.75	< 0.675	< 0.675	< 0.675	< 6.75	< 6.75	< 0.675	< 0.675	< 0.675	< 0.675	0.84 J	< 0.675
o-Xylene	<i>3,300</i>	44,000	< 2.18	0.303 J	1.21	0.26 J	< 2.18	< 2.18	0.78	0.61 J	0.39 J	0.52 J	0.82	0.69 J
Tetrachloroethene	<i>1,400</i>	18,000	< 2.78	8.8	0.95	4.3	3.4 J	< 2.78	1.56	3.3	1.49	10.5	1.09	0.48 J
trans-1,2-Dichloroethene	---	---	< 2.31	< 0.231	< 0.231	258	15.1	< 2.31	< 0.231	5.5	< 0.231	9.8	< 0.231	< 0.231
Trichloroethene (TCE)	<i>70</i>	880	17.1	15.6	5.9	15.1	6.4 J	246	16.8	1730	25.3	63000	31.4	51
Vinyl Chloride	<i>57</i>	2,800	< 1.48	< 0.148	< 0.148	2.66	< 1.48	< 1.48	< 0.148	< 0.148	< 0.148	< 0.148	< 0.148	< 0.148

Comments

All results in micrograms per cubic meter (ug/m³)

"J" Flag = Analyte detected between Limit of Detection and Limit of Quantitation

"10" Code = Linear Range of Calibration Curve Exceeded

VRSL = Vapor Risk Screening Levels

NS = Not Sampled

BOLD indicates detection is above Large Commercial / Industrial VRSLs

Italics indicates detection is above Residential VRSLs

TABLE 2
 DECEMBER 2020 SUB-SLAB VAPOR ANALYTICAL RESULTS FOR CONTAMINANTS OF CONCERN
 EASTERN COMPLEXES
 COMMUNITY WITHIN THE CORRIDOR LIMITED PARTNERSHIP - MILWAUKEE, WI

CHEMICAL (ug/m ³)	SUB-SLAB VAPOR VRSL		SS-23	SS-24	SS-25	SS-26	SS-27	SS-28	SS-29	SS-30	SS-31	SS-32	SS-33	SS-34
	AF = 0.03	AF = 0.01	PRE-DEVELOPMENT	PRE-DEVELOPMENT	PRE-DEVELOPMENT	PRE-DEVELOPMENT	PRE-DEVELOPMENT	PRE-DEVELOPMENT	PRE-DEVELOPMENT	PRE-DEVELOPMENT	PRE-DEVELOPMENT	PRE-DEVELOPMENT	PRE-DEVELOPMENT	PRE-DEVELOPMENT
	<i>RESIDENTIAL</i>	LARGE COMMERCIAL / INDUSTRIAL	12/3/2020	12/16/2020	12/16/2020	12/3/2020	12/3/2020	12/3/2020	12/3/2020	12/3/2020	12/3/2020	12/3/2020	12/3/2020	12/3/2020
			ug/m3	ug/m3	ug/m3	ug/m3	ug/m3	ug/m3	ug/m3	ug/m3	ug/m3	ug/m3	ug/m3	ug/m3
1,1,2-Trichloroethane	<i>0.7</i>	8.8	< 0.258	< 0.258	2.12	< 0.258	< 0.258	< 0.258	< 0.258	< 0.258	< 0.258	< 0.258	< 0.258	< 0.258
1,1-Dichloroethane	<i>600</i>	7,700	< 0.187	0.96	2.72	< 0.187	0.2 J	< 0.187	< 0.187	< 0.187	< 0.187	< 0.187	< 0.187	< 0.187
1,2,4-Trimethylbenzene	<i>210</i>	2,600	2.26	1.37	0.64 J	1.52	8	1.62	1.13	1.18	0.54 J	1.18	1.62	1.62
1,3,5-Trimethylbenzene	<i>210</i>	2,600	0.54 J	0.34 J	< 0.232	0.44 J	1.77	0.49 J	0.294 J	0.34 J	< 0.232	0.294 J	0.44 J	0.39 J
1,4-Dichlorobenzene	<i>8</i>	110	5.1	1.92	1.2	6.9	7.2	5	6.3	3.8	2.4	6.7	6.6	9.8
Benzene	<i>120</i>	1,600	0.38 J	0.73	1.95	1.28	0.57	0.61	0.77	2.27	0.57	0.45	0.35 J	0.35 J
Benzyl Chloride	<i>1.9</i>	25	< 0.209	< 0.209	< 0.209	< 0.209	< 0.209	< 0.209	< 0.209	< 0.209	< 0.209	< 0.209	< 0.209	< 0.209
cis-1,2-Dichloroethene	---	---	< 0.197	< 0.197	25.2	< 0.197	< 0.197	< 0.197	< 0.197	< 0.197	< 0.197	< 0.197	< 0.197	< 0.197
Cyclohexane	<i>3,333</i>	44,000	< 0.212	1.14	< 0.212	< 0.212	< 0.212	< 0.212	< 0.212	< 0.212	< 0.212	< 0.212	< 0.212	< 0.212
Ethylbenzene	<i>370</i>	4,900	0.87	0.61 J	0.43 J	0.65	2.08	0.56 J	0.48 J	1.13	0.35 J	0.43 J	0.61 J	0.303 J
Hexane	<i>1,400</i>	18,000	0.74 J	9.3	0.95	1.83	1.06	1.27	0.53 J	1.59	< 0.235	< 0.235	0.46 J	0.46 J
m&p-Xylene	<i>333</i>	4,400	2.04	0.91 J	0.87 J	1.6	5.9	1.56	1.21	2.34	1.17 J	1.13 J	1.47	0.87 J
Methyl tert-butyl ether (MTBE)	<i>3,700</i>	47,000	< 0.16	< 0.16	< 0.16	< 0.16	< 0.16	< 0.16	< 0.16	0.18 J	< 0.16	< 0.16	< 0.16	< 0.16
Naphthalene	<i>28</i>	360	0.94 J	< 0.675	< 0.675	< 0.675	0.89 J	< 0.675	< 0.675	< 0.675	< 0.675	< 0.675	< 0.675	0.94 J
o-Xylene	<i>3,300</i>	44,000	0.95	0.39 J	0.39 J	0.74	2.34	0.78	0.56 J	1.04	0.39 J	0.52 J	0.74	0.48 J
Tetrachloroethene	<i>1,400</i>	18,000	7.4	< 0.278	51	23.4	23.8	4.1	< 0.278	9.4	0.88 J	< 0.278	98	640
trans-1,2-Dichloroethene	---	---	< 0.231	< 0.231	7.3	0.238 J	< 0.231	< 0.231	< 0.231	< 0.231	< 0.231	< 0.231	< 0.231	< 0.231
Trichloroethene (TCE)	<i>70</i>	880	<i>360</i>	1.07	85000	6000	3700	<i>250</i>	6.5	6.3	3.6	54	<i>570</i>	<i>253</i>
Vinyl Chloride	<i>57</i>	2,800	< 0.148	< 0.148	< 0.148	< 0.148	< 0.148	< 0.148	< 0.148	< 0.148	< 0.148	< 0.148	< 0.148	< 0.148

Comments

All results in micrograms per cubic meter (ug/m³)

"J" Flag = Analyte detected between Limit of Detection and Limit of Quantitation

"10" Code = Linear Range of Calibration Curve Exceeded

VRSL = Vapor Risk Screening Levels

NS = Not Sampled

BOLD indicates detection is above Large Commercial / Industrial VRSLs

Italics indicates detection is above Residential VRSLs

TABLE 2
 DECEMBER 2020 SUB-SLAB VAPOR ANALYTICAL RESULTS FOR CONTAMINANTS OF CONCERN
 EASTERN COMPLEXES
 COMMUNITY WITHIN THE CORRIDOR LIMITED PARTNERSHIP - MILWAUKEE, WI

CHEMICAL (ug/m ³)	SUB-SLAB VAPOR VRSL		SS-35	SS-36	SS-37	SS-38	SS-39	SS-40	SS-41	SS-42	SS-43	SS-44	SS-45	SS-46
	AF = 0.03	AF = 0.01	PRE-DEVELOPMENT	PRE-DEVELOPMENT	PRE-DEVELOPMENT	PRE-DEVELOPMENT	PRE-DEVELOPMENT	PRE-DEVELOPMENT	PRE-DEVELOPMENT	PRE-DEVELOPMENT	PRE-DEVELOPMENT	PRE-DEVELOPMENT	PRE-DEVELOPMENT	PRE-DEVELOPMENT
	<i>RESIDENTIAL</i>	LARGE COMMERCIAL / INDUSTRIAL	12/3/2020	12/3/2020	12/16/2020	12/3/2020	12/16/2020	NS	12/16/2020	12/16/2020	12/16/2020	12/16/2020	12/3/2020	12/16/2020
			ug/m3	ug/m3	ug/m3	ug/m3	ug/m3	ug/m3	ug/m3	ug/m3	ug/m3	ug/m3	ug/m3	ug/m3
1,1,2-Trichloroethane	<i>0.7</i>	8.8	< 0.258	< 0.258	< 0.258	< 0.258	< 516	NS	< 25.8	< 0.258	< 0.258	< 0.258	< 0.258	< 0.258
1,1-Dichloroethane	<i>600</i>	7,700	< 0.187	< 0.187	< 0.187	< 0.187	960 J	NS	540	28.5	390	32	< 0.187	< 0.187
1,2,4-Trimethylbenzene	<i>210</i>	2,600	3.5	1.08	0.64 J	0.88 J	< 566	NS	74 J	1.13	< 0.283	< 0.283	1.08	0.78 J
1,3,5-Trimethylbenzene	<i>210</i>	2,600	1.18	0.294 J	< 0.232	< 0.232	< 464	NS	44 J	0.245 J	< 0.232	< 0.232	< 0.232	< 0.232
1,4-Dichlorobenzene	<i>8</i>	110	4.4	5	1.08	3.2	< 604	NS	< 30.2	1.2	< 0.302	1.44	8.5	1.14
Benzene	<i>120</i>	1,600	0.83	0.57	0.35 J	0.32 J	5100	NS	217	0.224 J	208	0.192 J	1.18	< 0.136
Benzyl Chloride	<i>1.9</i>	25	< 0.209	< 0.209	< 0.209	< 0.209	< 418	NS	< 20.9	< 0.209	< 0.209	< 0.209	< 0.209	< 0.209
cis-1,2-Dichloroethene	---	---	< 0.197	< 0.197	< 0.197	< 0.197	< 394	NS	1860	21.5	9.4	< 0.197	< 0.197	< 0.197
Cyclohexane	<i>3,333</i>	44,000	0.31 J	< 0.212	< 0.212	< 0.212	16400	NS	460	< 0.212	320	< 0.212	< 0.212	< 0.212
Ethylbenzene	<i>370</i>	4,900	2.34	0.43 J	0.303 J	1	< 406	NS	48 J	0.52 J	15	0.52 J	< 0.203	0.35 J
Hexane	<i>1,400</i>	18,000	1.94	0.85	0.63 J	0.247 J	134000	NS	3080	0.7 J	2380	0.81	< 0.235	0.78
m&p-Xylene	<i>333</i>	4,400	6.9	1.13 J	0.78 J	1.78	< 754	NS	56 J	1.13 J	0.65 J	1.04 J	0.61 J	0.95 J
Methyl tert-butyl ether (MTBE)	<i>3,700</i>	47,000	< 0.16	< 0.16	< 0.16	< 0.16	< 320	NS	< 16	< 0.16	< 0.16	< 0.16	< 0.16	< 0.16
Naphthalene	<i>28</i>	360	1.15 J	< 0.675	< 0.675	< 0.675	< 1350	NS	< 67.5	< 0.675	< 0.675	< 0.675	0.78 J	< 0.675
o-Xylene	<i>3,300</i>	44,000	2.86	0.48 J	0.303 J	0.78	< 436	NS	52 J	0.52 J	0.91	0.48 J	0.303 J	0.35 J
Tetrachloroethene	<i>1,400</i>	18,000	5.3	9.2	21.2	3.05	< 556	NS	285	1.7	0.48 J	1.09	3.2	5.9
trans-1,2-Dichloroethene	---	---	0.277 J	< 0.231	< 0.231	< 0.231	< 462	NS	< 23.1	3.6	5.9	< 0.231	< 0.231	< 0.231
Trichloroethene (TCE)	<i>70</i>	880	2620	1010	117	112	< 474	NS	1400	150	144	13.7	146	2.04
Vinyl Chloride	<i>57</i>	2,800	< 0.148	< 0.148	< 0.148	< 0.148	360 J	NS	23 J	< 0.148	1.84	< 0.148	< 0.148	< 0.148

Comments

All results in micrograms per cubic meter (ug/m³)

"J" Flag = Analyte detected between Limit of Detection and Limit of Quantitation

"10" Code = Linear Range of Calibration Curve Exceeded

VRSL = Vapor Risk Screening Levels

NS = Not Sampled

BOLD indicates detection is above Large Commercial / Industrial VRSLs

Italics indicates detection is above Residential VRSLs

TABLE 2
 DECEMBER 2020 SUB-SLAB VAPOR ANALYTICAL RESULTS FOR CONTAMINANTS OF CONCERN
 EASTERN COMPLEXES
 COMMUNITY WITHIN THE CORRIDOR LIMITED PARTNERSHIP - MILWAUKEE, WI

CHEMICAL (ug/m ³)	SUB-SLAB VAPOR VRSL		SS-47	SS-48	SS-49	SS-50	SS-51
	AF = 0.03	AF = 0.01	PRE-DEVELOPMENT	PRE-DEVELOPMENT	PRE-DEVELOPMENT	PRE-DEVELOPMENT	PRE-DEVELOPMENT
	<i>RESIDENTIAL</i>	LARGE COMMERCIAL / INDUSTRIAL	12/16/2020	12/3/2020	12/4/2020	12/16/2020	12/16/2020
			ug/m3	ug/m3	ug/m3	ug/m3	ug/m3
1,1,2-Trichloroethane	<i>0.7</i>	8.8	< 0.258	< 0.258	< 0.258	< 0.258	< 0.258
1,1-Dichloroethane	<i>600</i>	7,700	< 0.187	< 0.187	< 0.187	< 0.187	< 0.187
1,2,4-Trimethylbenzene	<i>210</i>	2,600	0.74 J	1.03	0.78	1.03	0.74 J
1,3,5-Trimethylbenzene	<i>210</i>	2,600	< 0.232	< 0.232	< 0.232	< 0.232	< 0.232
1,4-Dichlorobenzene	<i>8</i>	110	1.08	7.9	2.22	1.32	1.26
Benzene	<i>120</i>	1,600	0.16 J	< 0.136	0.45	0.224 J	0.7
Benzyl Chloride	<i>1.9</i>	25	< 0.209	< 0.209	< 0.209	< 0.209	< 0.209
cis-1,2-Dichloroethene	---	---	< 0.197	< 0.197	< 0.197	< 0.197	< 0.197
Cyclohexane	<i>3,333</i>	44,000	< 0.212	< 0.212	< 0.212	< 0.212	< 0.212
Ethylbenzene	<i>370</i>	4,900	0.48 J	0.217 J	0.56 J	0.43 J	0.43 J
Hexane	<i>1,400</i>	18,000	0.74 J	0.42 J	0.6 J	0.6 J	1.09
m&p-Xylene	<i>333</i>	4,400	1.08 J	0.65 J	1.47	1.26	0.95 J
Methyl tert-butyl ether (MTBE)	<i>3,700</i>	47,000	< 0.16	< 0.16	< 0.16	< 0.16	< 0.16
Naphthalene	<i>28</i>	360	< 0.675	1.05 J	< 0.675	< 0.675	< 0.675
o-Xylene	<i>3,300</i>	44,000	0.48 J	0.303 J	0.61 J	0.52 J	0.43 J
Tetrachloroethene	<i>1,400</i>	18,000	0.41 J	33	2.1	1.9	6.4
trans-1,2-Dichloroethene	---	---	< 0.231	< 0.231	< 0.231	< 0.231	< 0.231
Trichloroethene (TCE)	<i>70</i>	880	3.6	52	<i>170</i>	1.82	<i>870</i>
Vinyl Chloride	<i>57</i>	2,800	< 0.148	< 0.148	< 0.148	< 0.148	< 0.148

Comments

All results in micrograms per cubic meter (ug/m³)

"J" Flag = Analyte detected between Limit of Detection and Limit of Quantitation

"10" Code = Linear Range of Calibration Curve Exceeded

VRSL = Vapor Risk Screening Levels

NS = Not Sampled

BOLD indicates detection is above Large Commercial / Industrial VRSLs

Italics indicates detection is above Residential VRSLs

ATTACHMENTS

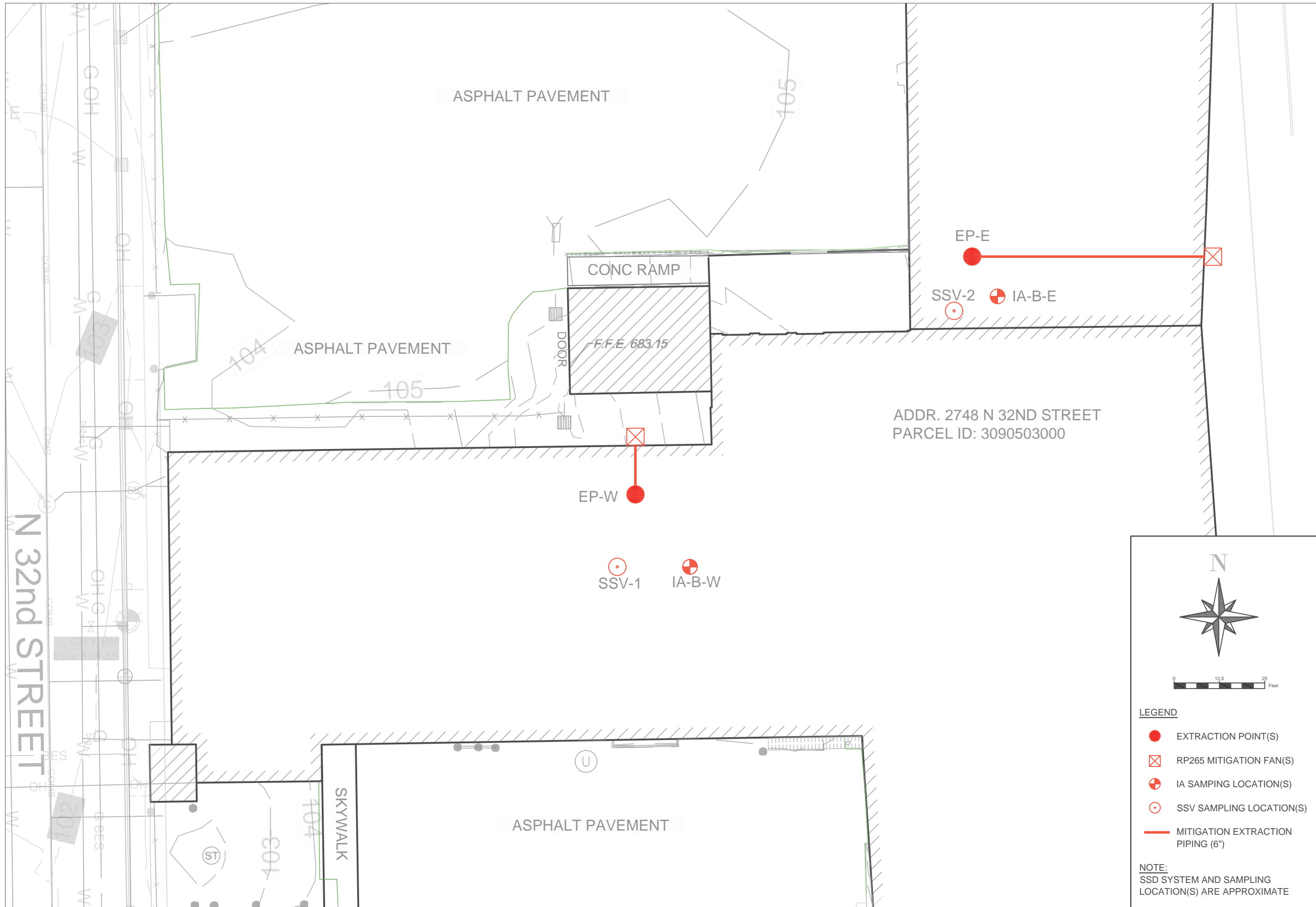
Attachment A

Indoor Air and Sub-Slab Vapor Sampling Report Figures

REVISIONS	DATE	DESCRIPTION

DRAWN BY AMZ	DATE 05/21/2020
CHECKED BY KVH	DATE 05/21/2020

SHEET TITLE
SUB-SLAB DEPRESSURIZATION
SYSTEM OVERVIEW



LEGEND

- EXTRACTION POINT(S)
- ⊠ RP265 MITIGATION FAN(S)
- ⊕ IA SAMPING LOCATION(S)
- ⊙ SSV SAMPLING LOCATION(S)
- MITIGATION EXTRACTION PIPING (6")

NOTE:
SSD SYSTEM AND SAMPLING LOCATION(S) ARE APPROXIMATE

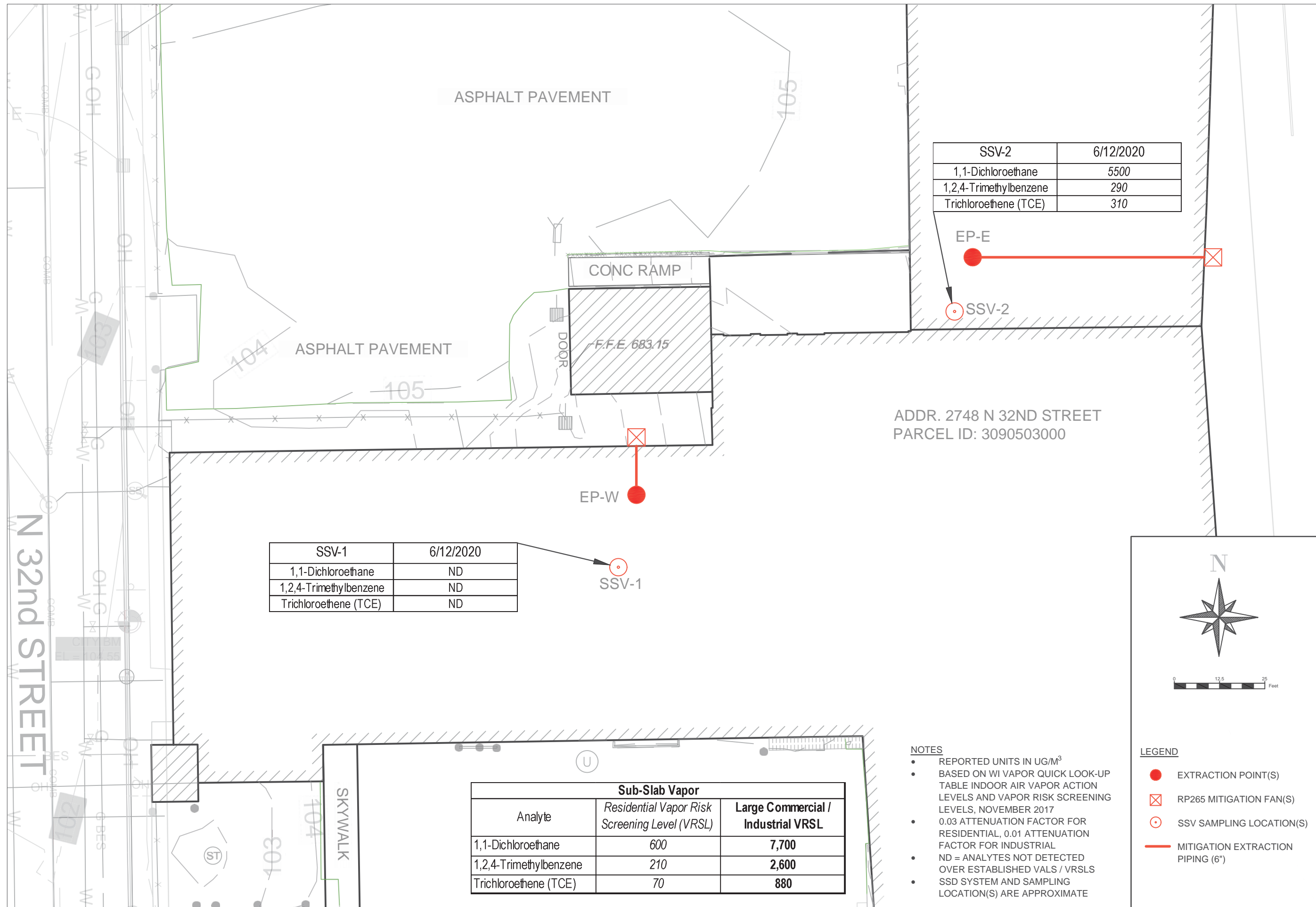
FIGURE 1

REVISIONS	DATE	DESCRIPTION

DRAWN BY	DATE
AMZ	07/07/2020
CHECKED BY	DATE
KVH	07/07/2020

SHEET TITLE
JUNE 2020 SUB-SLAB
SAMPLING RESULTS

FIGURE 2



CONSULTANT

CONSULTANT

CONSULTANT

PROJECT TITLE: COMMUNITY WITHIN THE CORRIDOR
MILWAUKEE, WI

PROJECT NUMBER: 40405

CLIENT: COMMUNITY WITHIN THE CORRIDOR LIMITED
PARTNERSHIP

REVISIONS	DATE	DESCRIPTION

DRAWN BY	DATE
AMZ	07/07/2020
CHECKED BY	DATE
KVH	07/07/2020

SHEET TITLE
JUNE 2020 EP-W RADIUS OF INFLUENCE

FIGURE 3



LEGEND

- EXTRACTION POINT(S)
- ⊠ RP265 MITIGATION FAN(S)
- SSV SAMPLING LOCATION(S)
- ∅ ABANDONED TEST POINTS
- MITIGATION EXTRACTION PIPING (6")
- R.O.I. EXTENT (TO -0.004" H₂O)

NOTE:
SSD SYSTEM AND SAMPLING LOCATION(S) ARE APPROXIMATE

Attachment B

Site Photographs of Sub-Slab Vapor Probe Installations



Photograph 1: SS-41– Facing West – 2748 N 32nd St. – November 20th, 2020

“Marked approximate boring location”



Photograph 2: SS-41 Location – Facing West – 2748 N 32nd St. – November 20th, 2020

"Drilled approximately 1.75 inches into sub-slab with 1.5 inch bit"



Photograph 3: SS-41 Location – Facing West – 2748 N 32nd St. – November 20th, 2020

"Vacuumed out sub-slab penetration point"



Photograph 4: SS-41 Location – Facing West – 2748 N 32nd St. – November 20th, 2020

“Drilled through sub-slab with 5/8 inch bit”



Photograph 5: SS-41 Location – Facing West – 2748 N 32nd St. – November 20th, 2020

"Vacuumed out sub-slab penetration point"



Photograph 6: SS-41 Location – Facing West – 2748 N 32nd St. – November 20th, 2020

“Installed VAPOR PIN probe into sub-slab penetration point”



Photograph 7: SS-41 Location – Facing West – 2748 N 32nd St. – November 20th, 2020

“Water Dam Leak Testing procedure performed; successful in water level does not decrease or no bubbles were observed”



Photograph 8: SS-41 Location – Facing West – 2748 N 32nd St. – November 20th, 2020

“Vacuumed out sub-slab penetration point”



Photograph 9: SS-41 Location – Facing West – 2748 N 32nd St. – November 20th, 2020

“Placed protective cover over sub-slab probe”

Attachment C

Site Photographs of Preliminary Sampling Procedures and Sub-Slab Vapor Sampling



Photograph 1: SS-13 – Facing North – 2748 N 32nd St. – December 4th, 2020

"Water Dam Leak Testing procedure – Successful: Maintained constant level and no bubbles were observed"



Photograph 2: SS-13 – Facing North – 2748 N 32nd St. – December 4th, 2020

"Shut-In Testing procedure – Successful: Negative pressure sustained within sampling train"



Photograph 3: SS-13 – Facing North – 2748 N 32nd St. – December 4th, 2020

"Sample Collection after purging"

Attachment D

Synergy Environmental Lab, Inc. Laboratory Reports

Synergy Environmental Lab, INC

1990 Prospect Ct., Appleton, WI 54914 *P 920-830-2455 * F 920-733-0631

KYLE R. VANDERHEIDEN
K SINGH & ASSOCIATES
3636 N. 124TH STREET
MILWAUKEE, WI 53222

Report Date 15-Dec-20

Project Name COMMUNITY WITHIN THE CORRIDOR
Project # 40420

Invoice # E38870

Lab Code 5038870A
Sample ID SS-1
Sample Matrix Air
Sample Date 12/4/2020

	Result	Unit	LOD	LOQ	Dil	Method	Ext Date	Run Date	Analyst	Code
Organic										
Air Samples										
Acetone	28.5	ug/m3	5.98	19	20	TO-15		12/9/2020	CJR	1
Acrolein	< 1.88	ug/m3	1.88	5.98	20	TO-15		12/9/2020	CJR	1
Benzene	19.2	ug/m3	2.72	8.66	20	TO-15		12/9/2020	CJR	1
Benzyl Chloride	< 4.18	ug/m3	4.18	13.3	20	TO-15		12/9/2020	CJR	1
Bromodichloromethane	< 7.48	ug/m3	7.48	23.8	20	TO-15		12/9/2020	CJR	1
Bromoform	< 8.28	ug/m3	8.28	26.4	20	TO-15		12/9/2020	CJR	1
Bromomethane	< 4	ug/m3	4	12.74	20	TO-15		12/9/2020	CJR	1
1,3-Butadiene	< 2.86	ug/m3	2.86	9.08	20	TO-15		12/9/2020	CJR	1
Carbon Disulfide	< 2.76	ug/m3	2.76	8.8	20	TO-15		12/9/2020	CJR	1
Carbon Tetrachloride	< 6.14	ug/m3	6.14	19.56	20	TO-15		12/9/2020	CJR	1
Chlorobenzene	< 5.02	ug/m3	5.02	15.96	20	TO-15		12/9/2020	CJR	1
Chloroethane	125	ug/m3	3.18	10.14	20	TO-15		12/9/2020	CJR	1
Chloroform	< 6	ug/m3	6	19.06	20	TO-15		12/9/2020	CJR	1
Chloromethane	< 16.62	ug/m3	16.62	52.8	20	TO-15		12/9/2020	CJR	1
Cyclohexane	185	ug/m3	4.24	13.48	20	TO-15		12/9/2020	CJR	1
Dibromochloromethane	< 7.52	ug/m3	7.52	24	20	TO-15		12/9/2020	CJR	1
1,4-Dichlorobenzene	< 6.04	ug/m3	6.04	19.2	20	TO-15		12/9/2020	CJR	1
1,3-Dichlorobenzene	< 6.04	ug/m3	6.04	19.2	20	TO-15		12/9/2020	CJR	1
1,2-Dichlorobenzene	< 4.7	ug/m3	4.7	14.98	20	TO-15		12/9/2020	CJR	1
Dichlorodifluoromethane	< 5.26	ug/m3	5.26	16.72	20	TO-15		12/9/2020	CJR	1
1,2-Dichloroethane	< 4.8	ug/m3	4.8	15.26	20	TO-15		12/9/2020	CJR	1
1,1-Dichloroethane	1510	ug/m3	3.74	11.92	20	TO-15		12/9/2020	CJR	1
1,1-Dichloroethene	< 4.2	ug/m3	4.2	13.36	20	TO-15		12/9/2020	CJR	1
cis-1,2-Dichloroethene	< 3.94	ug/m3	3.94	12.52	20	TO-15		12/9/2020	CJR	1
trans-1,2-Dichloroethene	19.8	ug/m3	4.62	14.68	20	TO-15		12/9/2020	CJR	1

Project Name COMMUNITY WITHIN THE CORRIDOR
Project # 40420

Invoice # E38870

Lab Code 5038870A
Sample ID SS-1
Sample Matrix Air
Sample Date 12/4/2020

	Result	Unit	LOD	LOQ	Dil	Method	Ext Date	Run Date	Analyst	Code
1,2-Dichloropropane	< 5.6	ug/m3	5.6	17.8	20	TO-15		12/9/2020	CJR	1
trans-1,3-Dichloropropene	< 3.96	ug/m3	3.96	12.6	20	TO-15		12/9/2020	CJR	1
cis-1,3-Dichloropropene	< 4.68	ug/m3	4.68	14.9	20	TO-15		12/9/2020	CJR	1
1,2-Dichlorotetrafluoroethane	< 8.92	ug/m3	8.92	28.4	20	TO-15		12/9/2020	CJR	1
1,4-Dioxane	< 3.14	ug/m3	3.14	10	20	TO-15		12/9/2020	CJR	1
EDB (1,2-Dibromoethane)	< 6.84	ug/m3	6.84	21.8	20	TO-15		12/9/2020	CJR	1
Ethanol	54	ug/m3	3.04	9.64	20	TO-15		12/9/2020	CJR	1
Ethyl Acetate	< 3.52	ug/m3	3.52	11.18	20	TO-15		12/9/2020	CJR	1
Ethylbenzene	< 4.06	ug/m3	4.06	12.9	20	TO-15		12/9/2020	CJR	1
4-Ethyltoluene	< 4.28	ug/m3	4.28	13.62	20	TO-15		12/9/2020	CJR	1
Heptane	8.2 "J"	ug/m3	5.3	16.9	20	TO-15		12/9/2020	CJR	1
Hexachlorobutadiene	< 9.78	ug/m3	9.78	31.2	20	TO-15		12/9/2020	CJR	1
Hexane	350	ug/m3	4.7	14.96	20	TO-15		12/9/2020	CJR	1
2-Hexanone	< 4.44	ug/m3	4.44	14.14	20	TO-15		12/9/2020	CJR	1
Isopropyl Alcohol	9.3	ug/m3	2.18	6.94	20	TO-15		12/9/2020	CJR	1
Methyl ethyl ketone (MEK)	< 3.56	ug/m3	3.56	11.34	20	TO-15		12/9/2020	CJR	1
Methyl isobutyl ketone (MIBK)	< 3.36	ug/m3	3.36	10.72	20	TO-15		12/9/2020	CJR	1
Methyl Methacrylate	< 4.34	ug/m3	4.34	13.8	20	TO-15		12/9/2020	CJR	1
Methylene chloride	< 300	ug/m3	3.18	10.12	20	TO-15		12/9/2020	CJR	1
Methyl tert-butyl ether (MTBE)	< 3.2	ug/m3	3.2	10.18	20	TO-15		12/9/2020	CJR	1
Naphthalene	< 13.5	ug/m3	13.5	43	20	TO-15		12/9/2020	CJR	1
Propene	27.5	ug/m3	1.58	5.02	20	TO-15		12/9/2020	CJR	1
Styrene	< 3.62	ug/m3	3.62	11.54	20	TO-15		12/9/2020	CJR	1
1,1,2,2-Tetrachloroethane	< 6.5	ug/m3	6.5	20.6	20	TO-15		12/9/2020	CJR	1
Tetrachloroethene	< 5.56	ug/m3	5.56	17.68	20	TO-15		12/9/2020	CJR	1
Tetrahydrofuran	< 2.62	ug/m3	2.62	8.34	20	TO-15		12/9/2020	CJR	1
Toluene	< 3.68	ug/m3	3.68	11.7	20	TO-15		12/9/2020	CJR	1
1,2,4-Trichlorobenzene	< 13.14	ug/m3	13.14	41.8	20	TO-15		12/9/2020	CJR	1
1,1,1-Trichloroethane	< 4.98	ug/m3	4.98	15.86	20	TO-15		12/9/2020	CJR	1
1,1,2-Trichloroethane	< 5.16	ug/m3	5.16	16.44	20	TO-15		12/9/2020	CJR	1
Trichloroethene (TCE)	< 4.74	ug/m3	4.74	15.08	20	TO-15		12/9/2020	CJR	1
Trichlorofluoromethane	< 6.74	ug/m3	6.74	21.4	20	TO-15		12/9/2020	CJR	1
Trichlorotrifluoroethane	208	ug/m3	8.04	25.6	20	TO-15		12/9/2020	CJR	1
1,2,4-Trimethylbenzene	< 5.66	ug/m3	5.66	17.98	20	TO-15		12/9/2020	CJR	1
1,3,5-Trimethylbenzene	< 4.64	ug/m3	4.64	14.78	20	TO-15		12/9/2020	CJR	1
Vinyl acetate	< 4.06	ug/m3	4.06	12.9	20	TO-15		12/9/2020	CJR	1
Vinyl Chloride	< 2.96	ug/m3	2.96	9.44	20	TO-15		12/9/2020	CJR	1
m&p-Xylene	< 7.54	ug/m3	7.54	24	20	TO-15		12/9/2020	CJR	1
o-Xylene	< 4.36	ug/m3	4.36	13.9	20	TO-15		12/9/2020	CJR	1

Project Name COMMUNITY WITHIN THE CORRIDOR
Project # 40420

Invoice # E38870

Lab Code 5038870B
Sample ID SS-2
Sample Matrix Air
Sample Date 12/4/2020

	Result	Unit	LOD	LOQ	Dil	Method	Ext Date	Run Date	Analyst	Code
Organic										
Air Samples										
Acetone	< 2.99	ug/m3	2.99	9.5	10	TO-15		12/9/2020	CJR	1
Acrolein	< 0.94	ug/m3	0.94	2.99	10	TO-15		12/9/2020	CJR	1
Benzene	256	ug/m3	1.36	4.33	10	TO-15		12/9/2020	CJR	1
Benzyl Chloride	< 2.09	ug/m3	2.09	6.65	10	TO-15		12/9/2020	CJR	1
Bromodichloromethane	< 3.74	ug/m3	3.74	11.9	10	TO-15		12/9/2020	CJR	1
Bromoform	< 4.14	ug/m3	4.14	13.2	10	TO-15		12/9/2020	CJR	1
Bromomethane	< 2	ug/m3	2	6.37	10	TO-15		12/9/2020	CJR	1
1,3-Butadiene	< 1.43	ug/m3	1.43	4.54	10	TO-15		12/9/2020	CJR	1
Carbon Disulfide	< 1.38	ug/m3	1.38	4.4	10	TO-15		12/9/2020	CJR	1
Carbon Tetrachloride	< 3.07	ug/m3	3.07	9.78	10	TO-15		12/9/2020	CJR	1
Chlorobenzene	< 2.51	ug/m3	2.51	7.98	10	TO-15		12/9/2020	CJR	1
Chloroethane	8.2	ug/m3	1.59	5.07	10	TO-15		12/9/2020	CJR	1
Chloroform	< 3	ug/m3	3	9.53	10	TO-15		12/9/2020	CJR	1
Chloromethane	< 8.31	ug/m3	8.31	26.4	10	TO-15		12/9/2020	CJR	1
Cyclohexane	330	ug/m3	2.12	6.74	10	TO-15		12/9/2020	CJR	1
Dibromochloromethane	< 3.76	ug/m3	3.76	12	10	TO-15		12/9/2020	CJR	1
1,4-Dichlorobenzene	< 3.02	ug/m3	3.02	9.6	10	TO-15		12/9/2020	CJR	1
1,3-Dichlorobenzene	< 3.02	ug/m3	3.02	9.6	10	TO-15		12/9/2020	CJR	1
1,2-Dichlorobenzene	< 2.35	ug/m3	2.35	7.49	10	TO-15		12/9/2020	CJR	1
Dichlorodifluoromethane	2.97 "J"	ug/m3	2.63	8.36	10	TO-15		12/9/2020	CJR	1
1,2-Dichloroethane	< 2.4	ug/m3	2.4	7.63	10	TO-15		12/9/2020	CJR	1
1,1-Dichloroethane	610	ug/m3	1.87	5.96	10	TO-15		12/9/2020	CJR	1
1,1-Dichloroethene	< 2.1	ug/m3	2.1	6.68	10	TO-15		12/9/2020	CJR	1
cis-1,2-Dichloroethene	65	ug/m3	1.97	6.26	10	TO-15		12/9/2020	CJR	1
trans-1,2-Dichloroethene	31.3	ug/m3	2.31	7.34	10	TO-15		12/9/2020	CJR	1
1,2-Dichloropropane	< 2.8	ug/m3	2.8	8.9	10	TO-15		12/9/2020	CJR	1
trans-1,3-Dichloropropene	< 1.98	ug/m3	1.98	6.3	10	TO-15		12/9/2020	CJR	1
cis-1,3-Dichloropropene	< 2.34	ug/m3	2.34	7.45	10	TO-15		12/9/2020	CJR	1
1,2-Dichlorotetrafluoroethane	< 4.46	ug/m3	4.46	14.2	10	TO-15		12/9/2020	CJR	1
1,4-Dioxane	< 1.57	ug/m3	1.57	5	10	TO-15		12/9/2020	CJR	1
EDB (1,2-Dibromoethane)	< 3.42	ug/m3	3.42	10.9	10	TO-15		12/9/2020	CJR	1
Ethanol	35	ug/m3	1.52	4.82	10	TO-15		12/9/2020	CJR	1
Ethyl Acetate	< 1.76	ug/m3	1.76	5.59	10	TO-15		12/9/2020	CJR	1
Ethylbenzene	1000	ug/m3	2.03	6.45	10	TO-15		12/9/2020	CJR	1
4-Ethyltoluene	2050	ug/m3	2.14	6.81	10	TO-15		12/9/2020	CJR	1
Heptane	500	ug/m3	2.65	8.45	10	TO-15		12/9/2020	CJR	1
Hexachlorobutadiene	< 4.89	ug/m3	4.89	15.6	10	TO-15		12/9/2020	CJR	1
Hexane	1770	ug/m3	2.35	7.48	10	TO-15		12/9/2020	CJR	1
2-Hexanone	< 2.22	ug/m3	2.22	7.07	10	TO-15		12/9/2020	CJR	1
Isopropyl Alcohol	5.2	ug/m3	1.09	3.47	10	TO-15		12/9/2020	CJR	1
Methyl ethyl ketone (MEK)	< 1.78	ug/m3	1.78	5.67	10	TO-15		12/9/2020	CJR	1
Methyl isobutyl ketone (MIBK)	< 1.68	ug/m3	1.68	5.36	10	TO-15		12/9/2020	CJR	1
Methyl Methacrylate	< 2.17	ug/m3	2.17	6.9	10	TO-15		12/9/2020	CJR	1
Methylene chloride	< 150	ug/m3	1.59	5.06	10	TO-15		12/9/2020	CJR	1

Project Name COMMUNITY WITHIN THE CORRIDOR
Project # 40420

Invoice # E38870

Lab Code 5038870B
Sample ID SS-2
Sample Matrix Air
Sample Date 12/4/2020

	Result	Unit	LOD	LOQ	Dil	Method	Ext Date	Run Date	Analyst	Code
Methyl tert-butyl ether (MTBE)	< 1.6	ug/m3	1.6	5.09	10	TO-15		12/9/2020	CJR	1
Naphthalene	< 6.75	ug/m3	6.75	21.5	10	TO-15		12/9/2020	CJR	1
Propene	25	ug/m3	0.79	2.51	10	TO-15		12/9/2020	CJR	1
Styrene	< 1.81	ug/m3	1.81	5.77	10	TO-15		12/9/2020	CJR	1
1,1,2,2-Tetrachloroethane	< 3.25	ug/m3	3.25	10.3	10	TO-15		12/9/2020	CJR	1
Tetrachloroethene	14.3	ug/m3	2.78	8.84	10	TO-15		12/9/2020	CJR	1
Tetrahydrofuran	< 1.31	ug/m3	1.31	4.17	10	TO-15		12/9/2020	CJR	1
Toluene	22.6	ug/m3	1.84	5.85	10	TO-15		12/9/2020	CJR	1
1,2,4-Trichlorobenzene	< 6.57	ug/m3	6.57	20.9	10	TO-15		12/9/2020	CJR	1
1,1,1-Trichloroethane	35	ug/m3	2.49	7.93	10	TO-15		12/9/2020	CJR	1
1,1,2-Trichloroethane	< 2.58	ug/m3	2.58	8.22	10	TO-15		12/9/2020	CJR	1
Trichloroethene (TCE)	61	ug/m3	2.37	7.54	10	TO-15		12/9/2020	CJR	1
Trichlorofluoromethane	< 3.37	ug/m3	3.37	10.7	10	TO-15		12/9/2020	CJR	1
Trichlorotrifluoroethane	380	ug/m3	4.02	12.8	10	TO-15		12/9/2020	CJR	1
1,2,4-Trimethylbenzene	4000	ug/m3	2.83	8.99	10	TO-15		12/9/2020	CJR	10
1,3,5-Trimethylbenzene	940	ug/m3	2.32	7.39	10	TO-15		12/9/2020	CJR	1
Vinyl acetate	< 2.03	ug/m3	2.03	6.45	10	TO-15		12/9/2020	CJR	1
Vinyl Chloride	5.1	ug/m3	1.48	4.72	10	TO-15		12/9/2020	CJR	1
m&p-Xylene	970	ug/m3	3.77	12	10	TO-15		12/9/2020	CJR	1
o-Xylene	71	ug/m3	2.18	6.95	10	TO-15		12/9/2020	CJR	1

Project Name COMMUNITY WITHIN THE CORRIDOR
Project # 40420

Invoice # E38870

Lab Code 5038870C
Sample ID SS-3
Sample Matrix Air
Sample Date 12/4/2020

	Result	Unit	LOD	LOQ	Dil	Method	Ext Date	Run Date	Analyst	Code
Organic										
Air Samples										
Acetone	43	ug/m3	2.99	9.5	10	TO-15		12/8/2020	CJR	1
Acrolein	< 0.94	ug/m3	0.94	2.99	10	TO-15		12/8/2020	CJR	1
Benzene	< 1.36	ug/m3	1.36	4.33	10	TO-15		12/8/2020	CJR	1
Benzyl Chloride	< 2.09	ug/m3	2.09	6.65	10	TO-15		12/8/2020	CJR	1
Bromodichloromethane	< 3.74	ug/m3	3.74	11.9	10	TO-15		12/8/2020	CJR	1
Bromoform	< 4.14	ug/m3	4.14	13.2	10	TO-15		12/8/2020	CJR	1
Bromomethane	< 2	ug/m3	2	6.37	10	TO-15		12/8/2020	CJR	1
1,3-Butadiene	< 1.43	ug/m3	1.43	4.54	10	TO-15		12/8/2020	CJR	1
Carbon Disulfide	< 1.38	ug/m3	1.38	4.4	10	TO-15		12/8/2020	CJR	1
Carbon Tetrachloride	< 3.07	ug/m3	3.07	9.78	10	TO-15		12/8/2020	CJR	1
Chlorobenzene	< 2.51	ug/m3	2.51	7.98	10	TO-15		12/8/2020	CJR	1
Chloroethane	< 1.59	ug/m3	1.59	5.07	10	TO-15		12/8/2020	CJR	1
Chloroform	< 3	ug/m3	3	9.53	10	TO-15		12/8/2020	CJR	1
Chloromethane	< 8.31	ug/m3	8.31	26.4	10	TO-15		12/8/2020	CJR	1
Cyclohexane	< 2.12	ug/m3	2.12	6.74	10	TO-15		12/8/2020	CJR	1
Dibromochloromethane	< 3.76	ug/m3	3.76	12	10	TO-15		12/8/2020	CJR	1
1,4-Dichlorobenzene	6.0 "J"	ug/m3	3.02	9.6	10	TO-15		12/8/2020	CJR	1
1,3-Dichlorobenzene	< 3.02	ug/m3	3.02	9.6	10	TO-15		12/8/2020	CJR	1
1,2-Dichlorobenzene	< 2.35	ug/m3	2.35	7.49	10	TO-15		12/8/2020	CJR	1
Dichlorodifluoromethane	4.9 "J"	ug/m3	2.63	8.36	10	TO-15		12/8/2020	CJR	1
1,2-Dichloroethane	< 2.4	ug/m3	2.4	7.63	10	TO-15		12/8/2020	CJR	1
1,1-Dichloroethane	480	ug/m3	1.87	5.96	10	TO-15		12/8/2020	CJR	1
1,1-Dichloroethene	< 2.1	ug/m3	2.1	6.68	10	TO-15		12/8/2020	CJR	1
cis-1,2-Dichloroethene	36	ug/m3	1.97	6.26	10	TO-15		12/8/2020	CJR	1
trans-1,2-Dichloroethene	9.1	ug/m3	2.31	7.34	10	TO-15		12/8/2020	CJR	1
1,2-Dichloropropane	< 2.8	ug/m3	2.8	8.9	10	TO-15		12/8/2020	CJR	1
trans-1,3-Dichloropropene	< 1.98	ug/m3	1.98	6.3	10	TO-15		12/8/2020	CJR	1
cis-1,3-Dichloropropene	< 2.34	ug/m3	2.34	7.45	10	TO-15		12/8/2020	CJR	1
1,2-Dichlorotetrafluoroethane	< 4.46	ug/m3	4.46	14.2	10	TO-15		12/8/2020	CJR	1
1,4-Dioxane	< 1.57	ug/m3	1.57	5	10	TO-15		12/8/2020	CJR	1
EDB (1,2-Dibromoethane)	< 3.42	ug/m3	3.42	10.9	10	TO-15		12/8/2020	CJR	1
Ethanol	77	ug/m3	1.52	4.82	10	TO-15		12/8/2020	CJR	1
Ethyl Acetate	< 1.76	ug/m3	1.76	5.59	10	TO-15		12/8/2020	CJR	1
Ethylbenzene	< 2.03	ug/m3	2.03	6.45	10	TO-15		12/8/2020	CJR	1
4-Ethyltoluene	< 2.14	ug/m3	2.14	6.81	10	TO-15		12/8/2020	CJR	1
Heptane	< 2.65	ug/m3	2.65	8.45	10	TO-15		12/8/2020	CJR	1
Hexachlorobutadiene	< 4.89	ug/m3	4.89	15.6	10	TO-15		12/8/2020	CJR	1
Hexane	< 2.35	ug/m3	2.35	7.48	10	TO-15		12/8/2020	CJR	1
2-Hexanone	< 2.22	ug/m3	2.22	7.07	10	TO-15		12/8/2020	CJR	1
Isopropyl Alcohol	9.1	ug/m3	1.09	3.47	10	TO-15		12/8/2020	CJR	1
Methyl ethyl ketone (MEK)	< 1.78	ug/m3	1.78	5.67	10	TO-15		12/8/2020	CJR	1
Methyl isobutyl ketone (MIBK)	< 1.68	ug/m3	1.68	5.36	10	TO-15		12/8/2020	CJR	1
Methyl Methacrylate	< 2.17	ug/m3	2.17	6.9	10	TO-15		12/8/2020	CJR	1
Methylene chloride	< 150	ug/m3	1.59	5.06	10	TO-15		12/8/2020	CJR	1

Project Name COMMUNITY WITHIN THE CORRIDOR
Project # 40420

Invoice # E38870

Lab Code 5038870C
Sample ID SS-3
Sample Matrix Air
Sample Date 12/4/2020

	Result	Unit	LOD	LOQ	Dil	Method	Ext Date	Run Date	Analyst	Code
Methyl tert-butyl ether (MTBE)	< 1.6	ug/m3	1.6	5.09	10	TO-15		12/8/2020	CJR	1
Naphthalene	< 6.75	ug/m3	6.75	21.5	10	TO-15		12/8/2020	CJR	1
Propene	< 0.79	ug/m3	0.79	2.51	10	TO-15		12/8/2020	CJR	1
Styrene	< 1.81	ug/m3	1.81	5.77	10	TO-15		12/8/2020	CJR	1
1,1,2,2-Tetrachloroethane	< 3.25	ug/m3	3.25	10.3	10	TO-15		12/8/2020	CJR	1
Tetrachloroethene	15.6	ug/m3	2.78	8.84	10	TO-15		12/8/2020	CJR	1
Tetrahydrofuran	< 1.31	ug/m3	1.31	4.17	10	TO-15		12/8/2020	CJR	1
Toluene	4.9 "J"	ug/m3	1.84	5.85	10	TO-15		12/8/2020	CJR	1
1,2,4-Trichlorobenzene	< 6.57	ug/m3	6.57	20.9	10	TO-15		12/8/2020	CJR	1
1,1,1-Trichloroethane	63	ug/m3	2.49	7.93	10	TO-15		12/8/2020	CJR	1
1,1,2-Trichloroethane	< 2.58	ug/m3	2.58	8.22	10	TO-15		12/8/2020	CJR	1
Trichloroethene (TCE)	190	ug/m3	2.37	7.54	10	TO-15		12/8/2020	CJR	1
Trichlorofluoromethane	< 3.37	ug/m3	3.37	10.7	10	TO-15		12/8/2020	CJR	1
Trichlorotrifluoroethane	330	ug/m3	4.02	12.8	10	TO-15		12/8/2020	CJR	1
1,2,4-Trimethylbenzene	17.2	ug/m3	2.83	8.99	10	TO-15		12/8/2020	CJR	1
1,3,5-Trimethylbenzene	760	ug/m3	2.32	7.39	10	TO-15		12/8/2020	CJR	1
Vinyl acetate	< 2.03	ug/m3	2.03	6.45	10	TO-15		12/8/2020	CJR	1
Vinyl Chloride	< 1.48	ug/m3	1.48	4.72	10	TO-15		12/8/2020	CJR	1
m&p-Xylene	< 3.77	ug/m3	3.77	12	10	TO-15		12/8/2020	CJR	1
o-Xylene	< 2.18	ug/m3	2.18	6.95	10	TO-15		12/8/2020	CJR	1

Project Name COMMUNITY WITHIN THE CORRIDOR
Project # 40420

Invoice # E38870

Lab Code 5038870D
Sample ID SS-5
Sample Matrix Air
Sample Date 12/4/2020

	Result	Unit	LOD	LOQ	Dil	Method	Ext Date	Run Date	Analyst	Code
Organic										
Air Samples										
Acetone	1970	ug/m3	59.8	190	200	TO-15		12/9/2020	CJR	1
Acrolein	< 18.8	ug/m3	18.8	59.8	200	TO-15		12/9/2020	CJR	1
Benzene	9300	ug/m3	27.2	86.6	200	TO-15		12/9/2020	CJR	1
Benzyl Chloride	62 "J"	ug/m3	41.8	133	200	TO-15		12/9/2020	CJR	1
Bromodichloromethane	< 74.8	ug/m3	74.8	238	200	TO-15		12/9/2020	CJR	1
Bromoform	< 82.8	ug/m3	82.8	264	200	TO-15		12/9/2020	CJR	1
Bromomethane	< 40	ug/m3	40	127.4	200	TO-15		12/9/2020	CJR	1
1,3-Butadiene	< 28.6	ug/m3	28.6	90.8	200	TO-15		12/9/2020	CJR	1
Carbon Disulfide	2360	ug/m3	27.6	88	200	TO-15		12/9/2020	CJR	1
Carbon Tetrachloride	< 61.4	ug/m3	61.4	195.6	200	TO-15		12/9/2020	CJR	1
Chlorobenzene	< 50.2	ug/m3	50.2	159.6	200	TO-15		12/9/2020	CJR	1
Chloroethane	1180	ug/m3	31.8	101.4	200	TO-15		12/9/2020	CJR	1
Chloroform	< 60	ug/m3	60	190.6	200	TO-15		12/9/2020	CJR	1
Chloromethane	< 166.2	ug/m3	166.2	528	200	TO-15		12/9/2020	CJR	1
Cyclohexane	27500	ug/m3	42.4	134.8	200	TO-15		12/9/2020	CJR	1
Dibromochloromethane	< 75.2	ug/m3	75.2	240	200	TO-15		12/9/2020	CJR	1
1,4-Dichlorobenzene	< 60.4	ug/m3	60.4	192	200	TO-15		12/9/2020	CJR	1
1,3-Dichlorobenzene	< 60.4	ug/m3	60.4	192	200	TO-15		12/9/2020	CJR	1
1,2-Dichlorobenzene	< 47	ug/m3	47	149.8	200	TO-15		12/9/2020	CJR	1
Dichlorodifluoromethane	168	ug/m3	52.6	167.2	200	TO-15		12/9/2020	CJR	1
1,2-Dichloroethane	< 48	ug/m3	48	152.6	200	TO-15		12/9/2020	CJR	1
1,1-Dichloroethane	14700	ug/m3	37.4	119.2	200	TO-15		12/9/2020	CJR	1
1,1-Dichloroethene	< 42	ug/m3	42	133.6	200	TO-15		12/9/2020	CJR	1
cis-1,2-Dichloroethene	198	ug/m3	39.4	125.2	200	TO-15		12/9/2020	CJR	1
trans-1,2-Dichloroethene	1870	ug/m3	46.2	146.8	200	TO-15		12/9/2020	CJR	1
1,2-Dichloropropane	< 56	ug/m3	56	178	200	TO-15		12/9/2020	CJR	1
trans-1,3-Dichloropropene	< 39.6	ug/m3	39.6	126	200	TO-15		12/9/2020	CJR	1
cis-1,3-Dichloropropene	< 46.8	ug/m3	46.8	149	200	TO-15		12/9/2020	CJR	1
1,2-Dichlorotetrafluoroethane	< 89.2	ug/m3	89.2	284	200	TO-15		12/9/2020	CJR	1
1,4-Dioxane	< 31.4	ug/m3	31.4	100	200	TO-15		12/9/2020	CJR	1
EDB (1,2-Dibromoethane)	< 68.4	ug/m3	68.4	218	200	TO-15		12/9/2020	CJR	1
Ethanol	1180	ug/m3	30.4	96.4	200	TO-15		12/9/2020	CJR	1
Ethyl Acetate	< 35.2	ug/m3	35.2	111.8	200	TO-15		12/9/2020	CJR	1
Ethylbenzene	4800	ug/m3	40.6	129	200	TO-15		12/9/2020	CJR	1
4-Ethyltoluene	2890	ug/m3	42.8	136.2	200	TO-15		12/9/2020	CJR	1
Heptane	22700	ug/m3	53	169	200	TO-15		12/9/2020	CJR	1
Hexachlorobutadiene	< 97.8	ug/m3	97.8	312	200	TO-15		12/9/2020	CJR	1
Hexane	174000	ug/m3	470	1496	2000	TO-15		12/10/2020	CJR	1
2-Hexanone	< 44.4	ug/m3	44.4	141.4	200	TO-15		12/9/2020	CJR	1
Isopropyl Alcohol	128	ug/m3	21.8	69.4	200	TO-15		12/9/2020	CJR	1
Methyl ethyl ketone (MEK)	320	ug/m3	35.6	113.4	200	TO-15		12/9/2020	CJR	1
Methyl isobutyl ketone (MIBK)	< 33.6	ug/m3	33.6	107.2	200	TO-15		12/9/2020	CJR	1
Methyl Methacrylate	< 43.4	ug/m3	43.4	138	200	TO-15		12/9/2020	CJR	1
Methylene chloride	< 3000	ug/m3	31.8	101.2	200	TO-15		12/9/2020	CJR	1

Project Name COMMUNITY WITHIN THE CORRIDOR
Project # 40420

Invoice # E38870

Lab Code 5038870D
Sample ID SS-5
Sample Matrix Air
Sample Date 12/4/2020

	Result	Unit	LOD	LOQ	Dil	Method	Ext Date	Run Date	Analyst	Code
Methyl tert-butyl ether (MTBE)	< 32	ug/m3	32	101.8	200	TO-15		12/9/2020	CJR	1
Naphthalene	< 135	ug/m3	135	430	200	TO-15		12/9/2020	CJR	1
Propene	1590	ug/m3	15.8	50.2	200	TO-15		12/9/2020	CJR	1
Styrene	< 36.2	ug/m3	36.2	115.4	200	TO-15		12/9/2020	CJR	1
1,1,2,2-Tetrachloroethane	< 65	ug/m3	65	206	200	TO-15		12/9/2020	CJR	1
Tetrachloroethene	1340	ug/m3	55.6	176.8	200	TO-15		12/9/2020	CJR	1
Tetrahydrofuran	< 26.2	ug/m3	26.2	83.4	200	TO-15		12/9/2020	CJR	1
Toluene	530	ug/m3	36.8	117	200	TO-15		12/9/2020	CJR	1
1,2,4-Trichlorobenzene	< 131.4	ug/m3	131.4	418	200	TO-15		12/9/2020	CJR	1
1,1,1-Trichloroethane	< 49.8	ug/m3	49.8	158.6	200	TO-15		12/9/2020	CJR	1
1,1,2-Trichloroethane	< 51.6	ug/m3	51.6	164.4	200	TO-15		12/9/2020	CJR	1
Trichloroethene (TCE)	161	ug/m3	47.4	150.8	200	TO-15		12/9/2020	CJR	1
Trichlorofluoromethane	< 67.4	ug/m3	67.4	214	200	TO-15		12/9/2020	CJR	1
Trichlorotrifluoroethane	380	ug/m3	80.4	256	200	TO-15		12/9/2020	CJR	1
1,2,4-Trimethylbenzene	4400	ug/m3	56.6	179.8	200	TO-15		12/9/2020	CJR	1
1,3,5-Trimethylbenzene	1280	ug/m3	46.4	147.8	200	TO-15		12/9/2020	CJR	1
Vinyl acetate	< 40.6	ug/m3	40.6	129	200	TO-15		12/9/2020	CJR	1
Vinyl Chloride	830	ug/m3	29.6	94.4	200	TO-15		12/9/2020	CJR	1
m&p-Xylene	3900	ug/m3	75.4	240	200	TO-15		12/9/2020	CJR	1
o-Xylene	530	ug/m3	43.6	139	200	TO-15		12/9/2020	CJR	1

Project Name COMMUNITY WITHIN THE CORRIDOR
Project # 40420

Invoice # E38870

Lab Code 5038870E
Sample ID SS-6
Sample Matrix Air
Sample Date 12/4/2020

	Result	Unit	LOD	LOQ	Dil	Method	Ext Date	Run Date	Analyst	Code
Organic										
Air Samples										
Acetone	8.6 "J"	ug/m3	2.99	9.5	10	TO-15		12/8/2020	CJR	1
Acrolein	< 0.94	ug/m3	0.94	2.99	10	TO-15		12/8/2020	CJR	1
Benzene	< 1.36	ug/m3	1.36	4.33	10	TO-15		12/8/2020	CJR	1
Benzyl Chloride	< 2.09	ug/m3	2.09	6.65	10	TO-15		12/8/2020	CJR	1
Bromodichloromethane	< 3.74	ug/m3	3.74	11.9	10	TO-15		12/8/2020	CJR	1
Bromoform	< 4.14	ug/m3	4.14	13.2	10	TO-15		12/8/2020	CJR	1
Bromomethane	< 2	ug/m3	2	6.37	10	TO-15		12/8/2020	CJR	1
1,3-Butadiene	< 1.43	ug/m3	1.43	4.54	10	TO-15		12/8/2020	CJR	1
Carbon Disulfide	< 1.38	ug/m3	1.38	4.4	10	TO-15		12/8/2020	CJR	1
Carbon Tetrachloride	< 3.07	ug/m3	3.07	9.78	10	TO-15		12/8/2020	CJR	1
Chlorobenzene	< 2.51	ug/m3	2.51	7.98	10	TO-15		12/8/2020	CJR	1
Chloroethane	< 1.59	ug/m3	1.59	5.07	10	TO-15		12/8/2020	CJR	1
Chloroform	< 3	ug/m3	3	9.53	10	TO-15		12/8/2020	CJR	1
Chloromethane	< 8.31	ug/m3	8.31	26.4	10	TO-15		12/8/2020	CJR	1
Cyclohexane	< 2.12	ug/m3	2.12	6.74	10	TO-15		12/8/2020	CJR	1
Dibromochloromethane	< 3.76	ug/m3	3.76	12	10	TO-15		12/8/2020	CJR	1
1,4-Dichlorobenzene	7.2 "J"	ug/m3	3.02	9.6	10	TO-15		12/8/2020	CJR	1
1,3-Dichlorobenzene	< 3.02	ug/m3	3.02	9.6	10	TO-15		12/8/2020	CJR	1
1,2-Dichlorobenzene	< 2.35	ug/m3	2.35	7.49	10	TO-15		12/8/2020	CJR	1
Dichlorodifluoromethane	< 2.63	ug/m3	2.63	8.36	10	TO-15		12/8/2020	CJR	1
1,2-Dichloroethane	< 2.4	ug/m3	2.4	7.63	10	TO-15		12/8/2020	CJR	1
1,1-Dichloroethane	222	ug/m3	1.87	5.96	10	TO-15		12/8/2020	CJR	1
1,1-Dichloroethene	< 2.1	ug/m3	2.1	6.68	10	TO-15		12/8/2020	CJR	1
cis-1,2-Dichloroethene	33	ug/m3	1.97	6.26	10	TO-15		12/8/2020	CJR	1
trans-1,2-Dichloroethene	41	ug/m3	2.31	7.34	10	TO-15		12/8/2020	CJR	1
1,2-Dichloropropane	< 2.8	ug/m3	2.8	8.9	10	TO-15		12/8/2020	CJR	1
trans-1,3-Dichloropropene	< 1.98	ug/m3	1.98	6.3	10	TO-15		12/8/2020	CJR	1
cis-1,3-Dichloropropene	< 2.34	ug/m3	2.34	7.45	10	TO-15		12/8/2020	CJR	1
1,2-Dichlorotetrafluoroethane	< 4.46	ug/m3	4.46	14.2	10	TO-15		12/8/2020	CJR	1
1,4-Dioxane	< 1.57	ug/m3	1.57	5	10	TO-15		12/8/2020	CJR	1
EDB (1,2-Dibromoethane)	< 3.42	ug/m3	3.42	10.9	10	TO-15		12/8/2020	CJR	1
Ethanol	13.8	ug/m3	1.52	4.82	10	TO-15		12/8/2020	CJR	1
Ethyl Acetate	< 1.76	ug/m3	1.76	5.59	10	TO-15		12/8/2020	CJR	1
Ethylbenzene	< 2.03	ug/m3	2.03	6.45	10	TO-15		12/8/2020	CJR	1
4-Ethyltoluene	< 2.14	ug/m3	2.14	6.81	10	TO-15		12/8/2020	CJR	1
Heptane	< 2.65	ug/m3	2.65	8.45	10	TO-15		12/8/2020	CJR	1
Hexachlorobutadiene	< 4.89	ug/m3	4.89	15.6	10	TO-15		12/8/2020	CJR	1
Hexane	< 2.35	ug/m3	2.35	7.48	10	TO-15		12/8/2020	CJR	1
2-Hexanone	< 2.22	ug/m3	2.22	7.07	10	TO-15		12/8/2020	CJR	1
Isopropyl Alcohol	2.46 "J"	ug/m3	1.09	3.47	10	TO-15		12/8/2020	CJR	1
Methyl ethyl ketone (MEK)	< 1.78	ug/m3	1.78	5.67	10	TO-15		12/8/2020	CJR	1
Methyl isobutyl ketone (MIBK)	< 1.68	ug/m3	1.68	5.36	10	TO-15		12/8/2020	CJR	1
Methyl Methacrylate	< 2.17	ug/m3	2.17	6.9	10	TO-15		12/8/2020	CJR	1
Methylene chloride	< 150	ug/m3	1.59	5.06	10	TO-15		12/8/2020	CJR	1

Project Name COMMUNITY WITHIN THE CORRIDOR
Project # 40420

Invoice # E38870

Lab Code 5038870E
Sample ID SS-6
Sample Matrix Air
Sample Date 12/4/2020

	Result	Unit	LOD	LOQ	Dil	Method	Ext Date	Run Date	Analyst	Code
Methyl tert-butyl ether (MTBE)	< 1.6	ug/m3	1.6	5.09	10	TO-15		12/8/2020	CJR	1
Naphthalene	< 6.75	ug/m3	6.75	21.5	10	TO-15		12/8/2020	CJR	1
Propene	< 0.79	ug/m3	0.79	2.51	10	TO-15		12/8/2020	CJR	1
Styrene	< 1.81	ug/m3	1.81	5.77	10	TO-15		12/8/2020	CJR	1
1,1,2,2-Tetrachloroethane	< 3.25	ug/m3	3.25	10.3	10	TO-15		12/8/2020	CJR	1
Tetrachloroethene	4.1 "J"	ug/m3	2.78	8.84	10	TO-15		12/8/2020	CJR	1
Tetrahydrofuran	< 1.31	ug/m3	1.31	4.17	10	TO-15		12/8/2020	CJR	1
Toluene	4.5 "J"	ug/m3	1.84	5.85	10	TO-15		12/8/2020	CJR	1
1,2,4-Trichlorobenzene	< 6.57	ug/m3	6.57	20.9	10	TO-15		12/8/2020	CJR	1
1,1,1-Trichloroethane	225	ug/m3	2.49	7.93	10	TO-15		12/8/2020	CJR	1
1,1,2-Trichloroethane	< 2.58	ug/m3	2.58	8.22	10	TO-15		12/8/2020	CJR	1
Trichloroethene (TCE)	141	ug/m3	2.37	7.54	10	TO-15		12/8/2020	CJR	1
Trichlorofluoromethane	< 3.37	ug/m3	3.37	10.7	10	TO-15		12/8/2020	CJR	1
Trichlorotrifluoroethane	44	ug/m3	4.02	12.8	10	TO-15		12/8/2020	CJR	1
1,2,4-Trimethylbenzene	7.8 "J"	ug/m3	2.83	8.99	10	TO-15		12/8/2020	CJR	1
1,3,5-Trimethylbenzene	< 2.32	ug/m3	2.32	7.39	10	TO-15		12/8/2020	CJR	1
Vinyl acetate	< 2.03	ug/m3	2.03	6.45	10	TO-15		12/8/2020	CJR	1
Vinyl Chloride	< 1.48	ug/m3	1.48	4.72	10	TO-15		12/8/2020	CJR	1
m&p-Xylene	< 3.77	ug/m3	3.77	12	10	TO-15		12/8/2020	CJR	1
o-Xylene	< 2.18	ug/m3	2.18	6.95	10	TO-15		12/8/2020	CJR	1

Project Name COMMUNITY WITHIN THE CORRIDOR
 Project # 40420

Invoice # E38870

Lab Code 5038870F
 Sample ID SS-7
 Sample Matrix Air
 Sample Date 12/4/2020

	Result	Unit	LOD	LOQ	Dil	Method	Ext Date	Run Date	Analyst	Code
Organic										
Air Samples										
Acetone	23.8	ug/m3	2.99	9.5	10	TO-15		12/8/2020	CJR	1
Acrolein	< 0.94	ug/m3	0.94	2.99	10	TO-15		12/8/2020	CJR	1
Benzene	< 1.36	ug/m3	1.36	4.33	10	TO-15		12/8/2020	CJR	1
Benzyl Chloride	< 2.09	ug/m3	2.09	6.65	10	TO-15		12/8/2020	CJR	1
Bromodichloromethane	< 3.74	ug/m3	3.74	11.9	10	TO-15		12/8/2020	CJR	1
Bromoform	< 4.14	ug/m3	4.14	13.2	10	TO-15		12/8/2020	CJR	1
Bromomethane	< 2	ug/m3	2	6.37	10	TO-15		12/8/2020	CJR	1
1,3-Butadiene	< 1.43	ug/m3	1.43	4.54	10	TO-15		12/8/2020	CJR	1
Carbon Disulfide	< 1.38	ug/m3	1.38	4.4	10	TO-15		12/8/2020	CJR	1
Carbon Tetrachloride	< 3.07	ug/m3	3.07	9.78	10	TO-15		12/8/2020	CJR	1
Chlorobenzene	< 2.51	ug/m3	2.51	7.98	10	TO-15		12/8/2020	CJR	1
Chloroethane	< 1.59	ug/m3	1.59	5.07	10	TO-15		12/8/2020	CJR	1
Chloroform	< 3	ug/m3	3	9.53	10	TO-15		12/8/2020	CJR	1
Chloromethane	< 8.31	ug/m3	8.31	26.4	10	TO-15		12/8/2020	CJR	1
Cyclohexane	< 2.12	ug/m3	2.12	6.74	10	TO-15		12/8/2020	CJR	1
Dibromochloromethane	< 3.76	ug/m3	3.76	12	10	TO-15		12/8/2020	CJR	1
1,4-Dichlorobenzene	7.2 "J"	ug/m3	3.02	9.6	10	TO-15		12/8/2020	CJR	1
1,3-Dichlorobenzene	< 3.02	ug/m3	3.02	9.6	10	TO-15		12/8/2020	CJR	1
1,2-Dichlorobenzene	< 2.35	ug/m3	2.35	7.49	10	TO-15		12/8/2020	CJR	1
Dichlorodifluoromethane	< 2.63	ug/m3	2.63	8.36	10	TO-15		12/8/2020	CJR	1
1,2-Dichloroethane	< 2.4	ug/m3	2.4	7.63	10	TO-15		12/8/2020	CJR	1
1,1-Dichloroethane	< 1.87	ug/m3	1.87	5.96	10	TO-15		12/8/2020	CJR	1
1,1-Dichloroethene	< 2.1	ug/m3	2.1	6.68	10	TO-15		12/8/2020	CJR	1
cis-1,2-Dichloroethene	< 1.97	ug/m3	1.97	6.26	10	TO-15		12/8/2020	CJR	1
trans-1,2-Dichloroethene	< 2.31	ug/m3	2.31	7.34	10	TO-15		12/8/2020	CJR	1
1,2-Dichloropropane	< 2.8	ug/m3	2.8	8.9	10	TO-15		12/8/2020	CJR	1
trans-1,3-Dichloropropene	< 1.98	ug/m3	1.98	6.3	10	TO-15		12/8/2020	CJR	1
cis-1,3-Dichloropropene	< 2.34	ug/m3	2.34	7.45	10	TO-15		12/8/2020	CJR	1
1,2-Dichlorotetrafluoroethane	< 4.46	ug/m3	4.46	14.2	10	TO-15		12/8/2020	CJR	1
1,4-Dioxane	< 1.57	ug/m3	1.57	5	10	TO-15		12/8/2020	CJR	1
EDB (1,2-Dibromoethane)	< 3.42	ug/m3	3.42	10.9	10	TO-15		12/8/2020	CJR	1
Ethanol	470	ug/m3	1.52	4.82	10	TO-15		12/8/2020	CJR	1
Ethyl Acetate	< 1.76	ug/m3	1.76	5.59	10	TO-15		12/8/2020	CJR	1
Ethylbenzene	< 2.03	ug/m3	2.03	6.45	10	TO-15		12/8/2020	CJR	1
4-Ethyltoluene	< 2.14	ug/m3	2.14	6.81	10	TO-15		12/8/2020	CJR	1
Heptane	< 2.65	ug/m3	2.65	8.45	10	TO-15		12/8/2020	CJR	1
Hexachlorobutadiene	< 4.89	ug/m3	4.89	15.6	10	TO-15		12/8/2020	CJR	1
Hexane	< 2.35	ug/m3	2.35	7.48	10	TO-15		12/8/2020	CJR	1
2-Hexanone	< 2.22	ug/m3	2.22	7.07	10	TO-15		12/8/2020	CJR	1
Isopropyl Alcohol	12.3	ug/m3	1.09	3.47	10	TO-15		12/8/2020	CJR	1
Methyl ethyl ketone (MEK)	6.8	ug/m3	1.78	5.67	10	TO-15		12/8/2020	CJR	1
Methyl isobutyl ketone (MIBK)	< 1.68	ug/m3	1.68	5.36	10	TO-15		12/8/2020	CJR	1
Methyl Methacrylate	< 2.17	ug/m3	2.17	6.9	10	TO-15		12/8/2020	CJR	1
Methylene chloride	< 150	ug/m3	1.59	5.06	10	TO-15		12/8/2020	CJR	1

Project Name COMMUNITY WITHIN THE CORRIDOR
Project # 40420

Invoice # E38870

Lab Code 5038870F
Sample ID SS-7
Sample Matrix Air
Sample Date 12/4/2020

	Result	Unit	LOD	LOQ	Dil	Method	Ext Date	Run Date	Analyst	Code
Methyl tert-butyl ether (MTBE)	< 1.6	ug/m3	1.6	5.09	10	TO-15		12/8/2020	CJR	1
Naphthalene	< 6.75	ug/m3	6.75	21.5	10	TO-15		12/8/2020	CJR	1
Propene	< 0.79	ug/m3	0.79	2.51	10	TO-15		12/8/2020	CJR	1
Styrene	< 1.81	ug/m3	1.81	5.77	10	TO-15		12/8/2020	CJR	1
1,1,2,2-Tetrachloroethane	< 3.25	ug/m3	3.25	10.3	10	TO-15		12/8/2020	CJR	1
Tetrachloroethene	8.1 "J"	ug/m3	2.78	8.84	10	TO-15		12/8/2020	CJR	1
Tetrahydrofuran	< 1.31	ug/m3	1.31	4.17	10	TO-15		12/8/2020	CJR	1
Toluene	3.8 "J"	ug/m3	1.84	5.85	10	TO-15		12/8/2020	CJR	1
1,2,4-Trichlorobenzene	< 6.57	ug/m3	6.57	20.9	10	TO-15		12/8/2020	CJR	1
1,1,1-Trichloroethane	7.1 "J"	ug/m3	2.49	7.93	10	TO-15		12/8/2020	CJR	1
1,1,2-Trichloroethane	< 2.58	ug/m3	2.58	8.22	10	TO-15		12/8/2020	CJR	1
Trichloroethene (TCE)	93	ug/m3	2.37	7.54	10	TO-15		12/8/2020	CJR	1
Trichlorofluoromethane	< 3.37	ug/m3	3.37	10.7	10	TO-15		12/8/2020	CJR	1
Trichlorotrifluoroethane	< 4.02	ug/m3	4.02	12.8	10	TO-15		12/8/2020	CJR	1
1,2,4-Trimethylbenzene	3.4 "J"	ug/m3	2.83	8.99	10	TO-15		12/8/2020	CJR	1
1,3,5-Trimethylbenzene	< 2.32	ug/m3	2.32	7.39	10	TO-15		12/8/2020	CJR	1
Vinyl acetate	< 2.03	ug/m3	2.03	6.45	10	TO-15		12/8/2020	CJR	1
Vinyl Chloride	< 1.48	ug/m3	1.48	4.72	10	TO-15		12/8/2020	CJR	1
m&p-Xylene	< 3.77	ug/m3	3.77	12	10	TO-15		12/8/2020	CJR	1
o-Xylene	< 2.18	ug/m3	2.18	6.95	10	TO-15		12/8/2020	CJR	1

Project Name COMMUNITY WITHIN THE CORRIDOR
Project # 40420

Invoice # E38870

Lab Code 5038870G
Sample ID SS-8
Sample Matrix Air
Sample Date 12/4/2020

	Result	Unit	LOD	LOQ	Dil	Method	Ext Date	Run Date	Analyst	Code
Organic										
Air Samples										
Acetone	69	ug/m3	0.299	0.95	1	TO-15		12/9/2020	CJR	1
Acrolein	< 0.094	ug/m3	0.094	0.299	1	TO-15		12/9/2020	CJR	1
Benzene	1.72	ug/m3	0.136	0.433	1	TO-15		12/9/2020	CJR	1
Benzyl Chloride	< 0.209	ug/m3	0.209	0.665	1	TO-15		12/9/2020	CJR	1
Bromodichloromethane	< 0.374	ug/m3	0.374	1.19	1	TO-15		12/9/2020	CJR	1
Bromoform	< 0.414	ug/m3	0.414	1.32	1	TO-15		12/9/2020	CJR	1
Bromomethane	< 0.2	ug/m3	0.2	0.637	1	TO-15		12/9/2020	CJR	1
1,3-Butadiene	< 0.143	ug/m3	0.143	0.454	1	TO-15		12/9/2020	CJR	1
Carbon Disulfide	9.9	ug/m3	0.138	0.44	1	TO-15		12/9/2020	CJR	1
Carbon Tetrachloride	< 0.307	ug/m3	0.307	0.978	1	TO-15		12/9/2020	CJR	1
Chlorobenzene	< 0.251	ug/m3	0.251	0.798	1	TO-15		12/9/2020	CJR	1
Chloroethane	< 0.159	ug/m3	0.159	0.507	1	TO-15		12/9/2020	CJR	1
Chloroform	0.49 "J"	ug/m3	0.3	0.953	1	TO-15		12/9/2020	CJR	1
Chloromethane	< 0.831	ug/m3	0.831	2.64	1	TO-15		12/9/2020	CJR	1
Cyclohexane	0.45 "J"	ug/m3	0.212	0.674	1	TO-15		12/9/2020	CJR	1
Dibromochloromethane	< 0.376	ug/m3	0.376	1.2	1	TO-15		12/9/2020	CJR	1
1,4-Dichlorobenzene	< 0.302	ug/m3	0.302	0.96	1	TO-15		12/9/2020	CJR	1
1,3-Dichlorobenzene	< 0.302	ug/m3	0.302	0.96	1	TO-15		12/9/2020	CJR	1
1,2-Dichlorobenzene	< 0.235	ug/m3	0.235	0.749	1	TO-15		12/9/2020	CJR	1
Dichlorodifluoromethane	2.27	ug/m3	0.263	0.836	1	TO-15		12/9/2020	CJR	1
1,2-Dichloroethane	< 0.24	ug/m3	0.24	0.763	1	TO-15		12/9/2020	CJR	1
1,1-Dichloroethane	0.84	ug/m3	0.187	0.596	1	TO-15		12/9/2020	CJR	1
1,1-Dichloroethene	< 0.21	ug/m3	0.21	0.668	1	TO-15		12/9/2020	CJR	1
cis-1,2-Dichloroethene	0.36 "J"	ug/m3	0.197	0.626	1	TO-15		12/9/2020	CJR	1
trans-1,2-Dichloroethene	< 0.231	ug/m3	0.231	0.734	1	TO-15		12/9/2020	CJR	1
1,2-Dichloropropane	< 0.28	ug/m3	0.28	0.89	1	TO-15		12/9/2020	CJR	1
trans-1,3-Dichloropropene	< 0.198	ug/m3	0.198	0.63	1	TO-15		12/9/2020	CJR	1
cis-1,3-Dichloropropene	< 0.234	ug/m3	0.234	0.745	1	TO-15		12/9/2020	CJR	1
1,2-Dichlorotetrafluoroethane	< 0.446	ug/m3	0.446	1.42	1	TO-15		12/9/2020	CJR	1
1,4-Dioxane	< 0.157	ug/m3	0.157	0.5	1	TO-15		12/9/2020	CJR	1
EDB (1,2-Dibromoethane)	< 0.342	ug/m3	0.342	1.09	1	TO-15		12/9/2020	CJR	1
Ethanol	1.62	ug/m3	0.152	0.482	1	TO-15		12/9/2020	CJR	1
Ethyl Acetate	< 0.176	ug/m3	0.176	0.559	1	TO-15		12/9/2020	CJR	1
Ethylbenzene	1.82	ug/m3	0.203	0.645	1	TO-15		12/9/2020	CJR	1
4-Ethyltoluene	0.49 "J"	ug/m3	0.214	0.681	1	TO-15		12/9/2020	CJR	1
Heptane	26.1	ug/m3	0.265	0.845	1	TO-15		12/9/2020	CJR	1
Hexachlorobutadiene	< 0.489	ug/m3	0.489	1.56	1	TO-15		12/9/2020	CJR	1
Hexane	11.1	ug/m3	0.235	0.748	1	TO-15		12/9/2020	CJR	1
2-Hexanone	< 0.222	ug/m3	0.222	0.707	1	TO-15		12/9/2020	CJR	1
Isopropyl Alcohol	0.91	ug/m3	0.109	0.347	1	TO-15		12/9/2020	CJR	1
Methyl ethyl ketone (MEK)	11.8	ug/m3	0.178	0.567	1	TO-15		12/9/2020	CJR	1
Methyl isobutyl ketone (MIBK)	8.3	ug/m3	0.168	0.536	1	TO-15		12/9/2020	CJR	1
Methyl Methacrylate	< 0.217	ug/m3	0.217	0.69	1	TO-15		12/9/2020	CJR	1
Methylene chloride	15.1	ug/m3	0.159	0.506	1	TO-15		12/9/2020	CJR	1

Project Name COMMUNITY WITHIN THE CORRIDOR
Project # 40420

Invoice # E38870

Lab Code 5038870G
Sample ID SS-8
Sample Matrix Air
Sample Date 12/4/2020

	Result	Unit	LOD	LOQ	Dil	Method	Ext Date	Run Date	Analyst	Code
Methyl tert-butyl ether (MTBE)	< 0.16	ug/m3	0.16	0.509	1	TO-15		12/9/2020	CJR	1
Naphthalene	5.4	ug/m3	0.675	2.15	1	TO-15		12/9/2020	CJR	1
Propene	8.5	ug/m3	0.079	0.251	1	TO-15		12/9/2020	CJR	1
Styrene	0.38 "J"	ug/m3	0.181	0.577	1	TO-15		12/9/2020	CJR	1
1,1,2,2-Tetrachloroethane	< 0.325	ug/m3	0.325	1.03	1	TO-15		12/9/2020	CJR	1
Tetrachloroethene	13.4	ug/m3	0.278	0.884	1	TO-15		12/9/2020	CJR	1
Tetrahydrofuran	1.36	ug/m3	0.131	0.417	1	TO-15		12/9/2020	CJR	1
Toluene	3.2	ug/m3	0.184	0.585	1	TO-15		12/9/2020	CJR	1
1,2,4-Trichlorobenzene	< 0.657	ug/m3	0.657	2.09	1	TO-15		12/9/2020	CJR	1
1,1,1-Trichloroethane	11.6	ug/m3	0.249	0.793	1	TO-15		12/9/2020	CJR	1
1,1,2-Trichloroethane	< 0.258	ug/m3	0.258	0.822	1	TO-15		12/9/2020	CJR	1
Trichloroethene (TCE)	8.0	ug/m3	0.237	0.754	1	TO-15		12/9/2020	CJR	1
Trichlorofluoromethane	1.24	ug/m3	0.337	1.07	1	TO-15		12/9/2020	CJR	1
Trichlorotrifluoroethane	3.6	ug/m3	0.402	1.28	1	TO-15		12/9/2020	CJR	1
1,2,4-Trimethylbenzene	0.93	ug/m3	0.283	0.899	1	TO-15		12/9/2020	CJR	1
1,3,5-Trimethylbenzene	0.294 "J"	ug/m3	0.232	0.739	1	TO-15		12/9/2020	CJR	1
Vinyl acetate	< 0.203	ug/m3	0.203	0.645	1	TO-15		12/9/2020	CJR	1
Vinyl Chloride	< 0.148	ug/m3	0.148	0.472	1	TO-15		12/9/2020	CJR	1
m&p-Xylene	3.3	ug/m3	0.377	1.2	1	TO-15		12/9/2020	CJR	1
o-Xylene	1.78	ug/m3	0.218	0.695	1	TO-15		12/9/2020	CJR	1

Project Name COMMUNITY WITHIN THE CORRIDOR
 Project # 40420

Invoice # E38870

Lab Code 5038870H
 Sample ID SS-9
 Sample Matrix Air
 Sample Date 12/4/2020

	Result	Unit	LOD	LOQ	Dil	Method	Ext Date	Run Date	Analyst	Code
Organic										
Air Samples										
Acetone	27	ug/m3	0.299	0.95	1	TO-15		12/9/2020	CJR	1
Acrolein	< 0.094	ug/m3	0.094	0.299	1	TO-15		12/9/2020	CJR	1
Benzene	0.192 "J"	ug/m3	0.136	0.433	1	TO-15		12/9/2020	CJR	1
Benzyl Chloride	< 0.209	ug/m3	0.209	0.665	1	TO-15		12/9/2020	CJR	1
Bromodichloromethane	< 0.374	ug/m3	0.374	1.19	1	TO-15		12/9/2020	CJR	1
Bromoform	< 0.414	ug/m3	0.414	1.32	1	TO-15		12/9/2020	CJR	1
Bromomethane	< 0.2	ug/m3	0.2	0.637	1	TO-15		12/9/2020	CJR	1
1,3-Butadiene	< 0.143	ug/m3	0.143	0.454	1	TO-15		12/9/2020	CJR	1
Carbon Disulfide	2.58	ug/m3	0.138	0.44	1	TO-15		12/9/2020	CJR	1
Carbon Tetrachloride	< 0.307	ug/m3	0.307	0.978	1	TO-15		12/9/2020	CJR	1
Chlorobenzene	< 0.251	ug/m3	0.251	0.798	1	TO-15		12/9/2020	CJR	1
Chloroethane	< 0.159	ug/m3	0.159	0.507	1	TO-15		12/9/2020	CJR	1
Chloroform	< 0.3	ug/m3	0.3	0.953	1	TO-15		12/9/2020	CJR	1
Chloromethane	< 0.831	ug/m3	0.831	2.64	1	TO-15		12/9/2020	CJR	1
Cyclohexane	< 0.212	ug/m3	0.212	0.674	1	TO-15		12/9/2020	CJR	1
Dibromochloromethane	< 0.376	ug/m3	0.376	1.2	1	TO-15		12/9/2020	CJR	1
1,4-Dichlorobenzene	3.4	ug/m3	0.302	0.96	1	TO-15		12/9/2020	CJR	1
1,3-Dichlorobenzene	< 0.302	ug/m3	0.302	0.96	1	TO-15		12/9/2020	CJR	1
1,2-Dichlorobenzene	< 0.235	ug/m3	0.235	0.749	1	TO-15		12/9/2020	CJR	1
Dichlorodifluoromethane	2.57	ug/m3	0.263	0.836	1	TO-15		12/9/2020	CJR	1
1,2-Dichloroethane	< 0.24	ug/m3	0.24	0.763	1	TO-15		12/9/2020	CJR	1
1,1-Dichloroethane	2.48	ug/m3	0.187	0.596	1	TO-15		12/9/2020	CJR	1
1,1-Dichloroethene	< 0.21	ug/m3	0.21	0.668	1	TO-15		12/9/2020	CJR	1
cis-1,2-Dichloroethene	0.238 "J"	ug/m3	0.197	0.626	1	TO-15		12/9/2020	CJR	1
trans-1,2-Dichloroethene	0.32 "J"	ug/m3	0.231	0.734	1	TO-15		12/9/2020	CJR	1
1,2-Dichloropropane	< 0.28	ug/m3	0.28	0.89	1	TO-15		12/9/2020	CJR	1
trans-1,3-Dichloropropene	< 0.198	ug/m3	0.198	0.63	1	TO-15		12/9/2020	CJR	1
cis-1,3-Dichloropropene	< 0.234	ug/m3	0.234	0.745	1	TO-15		12/9/2020	CJR	1
1,2-Dichlorotetrafluoroethane	< 0.446	ug/m3	0.446	1.42	1	TO-15		12/9/2020	CJR	1
1,4-Dioxane	< 0.157	ug/m3	0.157	0.5	1	TO-15		12/9/2020	CJR	1
EDB (1,2-Dibromoethane)	< 0.342	ug/m3	0.342	1.09	1	TO-15		12/9/2020	CJR	1
Ethanol	16.8	ug/m3	0.152	0.482	1	TO-15		12/9/2020	CJR	1
Ethyl Acetate	1.12	ug/m3	0.176	0.559	1	TO-15		12/9/2020	CJR	1
Ethylbenzene	0.43 "J"	ug/m3	0.203	0.645	1	TO-15		12/9/2020	CJR	1
4-Ethyltoluene	0.294 "J"	ug/m3	0.214	0.681	1	TO-15		12/9/2020	CJR	1
Heptane	1.02	ug/m3	0.265	0.845	1	TO-15		12/9/2020	CJR	1
Hexachlorobutadiene	< 0.489	ug/m3	0.489	1.56	1	TO-15		12/9/2020	CJR	1
Hexane	< 0.235	ug/m3	0.235	0.748	1	TO-15		12/9/2020	CJR	1
2-Hexanone	0.246 "J"	ug/m3	0.222	0.707	1	TO-15		12/9/2020	CJR	1
Isopropyl Alcohol	1.89	ug/m3	0.109	0.347	1	TO-15		12/9/2020	CJR	1
Methyl ethyl ketone (MEK)	3.7	ug/m3	0.178	0.567	1	TO-15		12/9/2020	CJR	1
Methyl isobutyl ketone (MIBK)	0.41 "J"	ug/m3	0.168	0.536	1	TO-15		12/9/2020	CJR	1
Methyl Methacrylate	< 0.217	ug/m3	0.217	0.69	1	TO-15		12/9/2020	CJR	1
Methylene chloride	< 15	ug/m3	0.159	0.506	1	TO-15		12/9/2020	CJR	1

Project Name COMMUNITY WITHIN THE CORRIDOR
Project # 40420

Invoice # E38870

Lab Code 5038870H
Sample ID SS-9
Sample Matrix Air
Sample Date 12/4/2020

	Result	Unit	LOD	LOQ	Dil	Method	Ext Date	Run Date	Analyst	Code
Methyl tert-butyl ether (MTBE)	< 0.16	ug/m3	0.16	0.509	1	TO-15		12/9/2020	CJR	1
Naphthalene	< 0.675	ug/m3	0.675	2.15	1	TO-15		12/9/2020	CJR	1
Propene	1.39	ug/m3	0.079	0.251	1	TO-15		12/9/2020	CJR	1
Styrene	0.72	ug/m3	0.181	0.577	1	TO-15		12/9/2020	CJR	1
1,1,2,2-Tetrachloroethane	< 0.325	ug/m3	0.325	1.03	1	TO-15		12/9/2020	CJR	1
Tetrachloroethene	3.4	ug/m3	0.278	0.884	1	TO-15		12/9/2020	CJR	1
Tetrahydrofuran	< 0.131	ug/m3	0.131	0.417	1	TO-15		12/9/2020	CJR	1
Toluene	4.3	ug/m3	0.184	0.585	1	TO-15		12/9/2020	CJR	1
1,2,4-Trichlorobenzene	< 0.657	ug/m3	0.657	2.09	1	TO-15		12/9/2020	CJR	1
1,1,1-Trichloroethane	0.6 "J"	ug/m3	0.249	0.793	1	TO-15		12/9/2020	CJR	1
1,1,2-Trichloroethane	< 0.258	ug/m3	0.258	0.822	1	TO-15		12/9/2020	CJR	1
Trichloroethene (TCE)	1.66	ug/m3	0.237	0.754	1	TO-15		12/9/2020	CJR	1
Trichlorofluoromethane	1.4	ug/m3	0.337	1.07	1	TO-15		12/9/2020	CJR	1
Trichlorotrifluoroethane	0.54 "J"	ug/m3	0.402	1.28	1	TO-15		12/9/2020	CJR	1
1,2,4-Trimethylbenzene	1.52	ug/m3	0.283	0.899	1	TO-15		12/9/2020	CJR	1
1,3,5-Trimethylbenzene	0.39 "J"	ug/m3	0.232	0.739	1	TO-15		12/9/2020	CJR	1
Vinyl acetate	< 0.203	ug/m3	0.203	0.645	1	TO-15		12/9/2020	CJR	1
Vinyl Chloride	< 0.148	ug/m3	0.148	0.472	1	TO-15		12/9/2020	CJR	1
m&p-Xylene	1.26	ug/m3	0.377	1.2	1	TO-15		12/9/2020	CJR	1
o-Xylene	0.61 "J"	ug/m3	0.218	0.695	1	TO-15		12/9/2020	CJR	1

Project Name COMMUNITY WITHIN THE CORRIDOR
 Project # 40420

Invoice # E38870

Lab Code 5038870I
 Sample ID SS-10
 Sample Matrix Air
 Sample Date 12/4/2020

	Result	Unit	LOD	LOQ	Dil	Method	Ext Date	Run Date	Analyst	Code
Organic										
Air Samples										
Acetone	45	ug/m3	2.99	9.5	10	TO-15		12/8/2020	CJR	1
Acrolein	< 0.94	ug/m3	0.94	2.99	10	TO-15		12/8/2020	CJR	1
Benzene	5.7	ug/m3	1.36	4.33	10	TO-15		12/8/2020	CJR	1
Benzyl Chloride	< 2.09	ug/m3	2.09	6.65	10	TO-15		12/8/2020	CJR	1
Bromodichloromethane	< 3.74	ug/m3	3.74	11.9	10	TO-15		12/8/2020	CJR	1
Bromoform	< 4.14	ug/m3	4.14	13.2	10	TO-15		12/8/2020	CJR	1
Bromomethane	< 2	ug/m3	2	6.37	10	TO-15		12/8/2020	CJR	1
1,3-Butadiene	< 1.43	ug/m3	1.43	4.54	10	TO-15		12/8/2020	CJR	1
Carbon Disulfide	6.8	ug/m3	1.38	4.4	10	TO-15		12/8/2020	CJR	1
Carbon Tetrachloride	< 3.07	ug/m3	3.07	9.78	10	TO-15		12/8/2020	CJR	1
Chlorobenzene	< 2.51	ug/m3	2.51	7.98	10	TO-15		12/8/2020	CJR	1
Chloroethane	< 1.59	ug/m3	1.59	5.07	10	TO-15		12/8/2020	CJR	1
Chloroform	< 3	ug/m3	3	9.53	10	TO-15		12/8/2020	CJR	1
Chloromethane	< 8.31	ug/m3	8.31	26.4	10	TO-15		12/8/2020	CJR	1
Cyclohexane	4.8 "J"	ug/m3	2.12	6.74	10	TO-15		12/8/2020	CJR	1
Dibromochloromethane	< 3.76	ug/m3	3.76	12	10	TO-15		12/8/2020	CJR	1
1,4-Dichlorobenzene	< 3.02	ug/m3	3.02	9.6	10	TO-15		12/8/2020	CJR	1
1,3-Dichlorobenzene	< 3.02	ug/m3	3.02	9.6	10	TO-15		12/8/2020	CJR	1
1,2-Dichlorobenzene	< 2.35	ug/m3	2.35	7.49	10	TO-15		12/8/2020	CJR	1
Dichlorodifluoromethane	< 2.63	ug/m3	2.63	8.36	10	TO-15		12/8/2020	CJR	1
1,2-Dichloroethane	< 2.4	ug/m3	2.4	7.63	10	TO-15		12/8/2020	CJR	1
1,1-Dichloroethane	890	ug/m3	1.87	5.96	10	TO-15		12/8/2020	CJR	1
1,1-Dichloroethene	4.8 "J"	ug/m3	2.1	6.68	10	TO-15		12/8/2020	CJR	1
cis-1,2-Dichloroethene	34	ug/m3	1.97	6.26	10	TO-15		12/8/2020	CJR	1
trans-1,2-Dichloroethene	< 2.31	ug/m3	2.31	7.34	10	TO-15		12/8/2020	CJR	1
1,2-Dichloropropane	< 2.8	ug/m3	2.8	8.9	10	TO-15		12/8/2020	CJR	1
trans-1,3-Dichloropropene	< 1.98	ug/m3	1.98	6.3	10	TO-15		12/8/2020	CJR	1
cis-1,3-Dichloropropene	< 2.34	ug/m3	2.34	7.45	10	TO-15		12/8/2020	CJR	1
1,2-Dichlorotetrafluoroethane	< 4.46	ug/m3	4.46	14.2	10	TO-15		12/8/2020	CJR	1
1,4-Dioxane	< 1.57	ug/m3	1.57	5	10	TO-15		12/8/2020	CJR	1
EDB (1,2-Dibromoethane)	< 3.42	ug/m3	3.42	10.9	10	TO-15		12/8/2020	CJR	1
Ethanol	< 1.52	ug/m3	1.52	4.82	10	TO-15		12/8/2020	CJR	1
Ethyl Acetate	< 1.76	ug/m3	1.76	5.59	10	TO-15		12/8/2020	CJR	1
Ethylbenzene	13	ug/m3	2.03	6.45	10	TO-15		12/8/2020	CJR	1
4-Ethyltoluene	37	ug/m3	2.14	6.81	10	TO-15		12/8/2020	CJR	1
Heptane	8.6	ug/m3	2.65	8.45	10	TO-15		12/8/2020	CJR	1
Hexachlorobutadiene	< 4.89	ug/m3	4.89	15.6	10	TO-15		12/8/2020	CJR	1
Hexane	21.5	ug/m3	2.35	7.48	10	TO-15		12/8/2020	CJR	1
2-Hexanone	< 2.22	ug/m3	2.22	7.07	10	TO-15		12/8/2020	CJR	1
Isopropyl Alcohol	2.95 "J"	ug/m3	1.09	3.47	10	TO-15		12/8/2020	CJR	1
Methyl ethyl ketone (MEK)	14.4	ug/m3	1.78	5.67	10	TO-15		12/8/2020	CJR	1
Methyl isobutyl ketone (MIBK)	6.1	ug/m3	1.68	5.36	10	TO-15		12/8/2020	CJR	1
Methyl Methacrylate	< 2.17	ug/m3	2.17	6.9	10	TO-15		12/8/2020	CJR	1
Methylene chloride	< 150	ug/m3	1.59	5.06	10	TO-15		12/8/2020	CJR	1

Project Name COMMUNITY WITHIN THE CORRIDOR
Project # 40420

Invoice # E38870

Lab Code 5038870I
Sample ID SS-10
Sample Matrix Air
Sample Date 12/4/2020

	Result	Unit	LOD	LOQ	Dil	Method	Ext Date	Run Date	Analyst	Code
Methyl tert-butyl ether (MTBE)	< 1.6	ug/m3	1.6	5.09	10	TO-15		12/8/2020	CJR	1
Naphthalene	< 6.75	ug/m3	6.75	21.5	10	TO-15		12/8/2020	CJR	1
Propene	17.9	ug/m3	0.79	2.51	10	TO-15		12/8/2020	CJR	1
Styrene	< 1.81	ug/m3	1.81	5.77	10	TO-15		12/8/2020	CJR	1
1,1,2,2-Tetrachloroethane	< 3.25	ug/m3	3.25	10.3	10	TO-15		12/8/2020	CJR	1
Tetrachloroethene	14.9	ug/m3	2.78	8.84	10	TO-15		12/8/2020	CJR	1
Tetrahydrofuran	< 1.31	ug/m3	1.31	4.17	10	TO-15		12/8/2020	CJR	1
Toluene	9.0	ug/m3	1.84	5.85	10	TO-15		12/8/2020	CJR	1
1,2,4-Trichlorobenzene	< 6.57	ug/m3	6.57	20.9	10	TO-15		12/8/2020	CJR	1
1,1,1-Trichloroethane	157	ug/m3	2.49	7.93	10	TO-15		12/8/2020	CJR	1
1,1,2-Trichloroethane	< 2.58	ug/m3	2.58	8.22	10	TO-15		12/8/2020	CJR	1
Trichloroethene (TCE)	70	ug/m3	2.37	7.54	10	TO-15		12/8/2020	CJR	1
Trichlorofluoromethane	< 3.37	ug/m3	3.37	10.7	10	TO-15		12/8/2020	CJR	1
Trichlorotrifluoroethane	340	ug/m3	4.02	12.8	10	TO-15		12/8/2020	CJR	1
1,2,4-Trimethylbenzene	30.9	ug/m3	2.83	8.99	10	TO-15		12/8/2020	CJR	1
1,3,5-Trimethylbenzene	203	ug/m3	2.32	7.39	10	TO-15		12/8/2020	CJR	1
Vinyl acetate	< 2.03	ug/m3	2.03	6.45	10	TO-15		12/8/2020	CJR	1
Vinyl Chloride	< 1.48	ug/m3	1.48	4.72	10	TO-15		12/8/2020	CJR	1
m&p-Xylene	18.2	ug/m3	3.77	12	10	TO-15		12/8/2020	CJR	1
o-Xylene	71	ug/m3	2.18	6.95	10	TO-15		12/8/2020	CJR	1

Project Name COMMUNITY WITHIN THE CORRIDOR
 Project # 40420

Invoice # E38870

Lab Code 5038870J
 Sample ID SS-11
 Sample Matrix Air
 Sample Date 12/4/2020

	Result	Unit	LOD	LOQ	Dil	Method	Ext Date	Run Date	Analyst	Code
Organic										
Air Samples										
Acetone	5.9 "J"	ug/m3	2.99	9.5	10	TO-15		12/8/2020	CJR	1
Acrolein	< 0.94	ug/m3	0.94	2.99	10	TO-15		12/8/2020	CJR	1
Benzene	< 1.36	ug/m3	1.36	4.33	10	TO-15		12/8/2020	CJR	1
Benzyl Chloride	< 2.09	ug/m3	2.09	6.65	10	TO-15		12/8/2020	CJR	1
Bromodichloromethane	< 3.74	ug/m3	3.74	11.9	10	TO-15		12/8/2020	CJR	1
Bromoform	< 4.14	ug/m3	4.14	13.2	10	TO-15		12/8/2020	CJR	1
Bromomethane	< 2	ug/m3	2	6.37	10	TO-15		12/8/2020	CJR	1
1,3-Butadiene	< 1.43	ug/m3	1.43	4.54	10	TO-15		12/8/2020	CJR	1
Carbon Disulfide	< 1.38	ug/m3	1.38	4.4	10	TO-15		12/8/2020	CJR	1
Carbon Tetrachloride	< 3.07	ug/m3	3.07	9.78	10	TO-15		12/8/2020	CJR	1
Chlorobenzene	< 2.51	ug/m3	2.51	7.98	10	TO-15		12/8/2020	CJR	1
Chloroethane	< 1.59	ug/m3	1.59	5.07	10	TO-15		12/8/2020	CJR	1
Chloroform	< 3	ug/m3	3	9.53	10	TO-15		12/8/2020	CJR	1
Chloromethane	< 8.31	ug/m3	8.31	26.4	10	TO-15		12/8/2020	CJR	1
Cyclohexane	< 2.12	ug/m3	2.12	6.74	10	TO-15		12/8/2020	CJR	1
Dibromochloromethane	< 3.76	ug/m3	3.76	12	10	TO-15		12/8/2020	CJR	1
1,4-Dichlorobenzene	7.2 "J"	ug/m3	3.02	9.6	10	TO-15		12/8/2020	CJR	1
1,3-Dichlorobenzene	< 3.02	ug/m3	3.02	9.6	10	TO-15		12/8/2020	CJR	1
1,2-Dichlorobenzene	< 2.35	ug/m3	2.35	7.49	10	TO-15		12/8/2020	CJR	1
Dichlorodifluoromethane	< 2.63	ug/m3	2.63	8.36	10	TO-15		12/8/2020	CJR	1
1,2-Dichloroethane	< 2.4	ug/m3	2.4	7.63	10	TO-15		12/8/2020	CJR	1
1,1-Dichloroethane	1220	ug/m3	1.87	5.96	10	TO-15		12/8/2020	CJR	1
1,1-Dichloroethene	< 2.1	ug/m3	2.1	6.68	10	TO-15		12/8/2020	CJR	1
cis-1,2-Dichloroethene	< 1.97	ug/m3	1.97	6.26	10	TO-15		12/8/2020	CJR	1
trans-1,2-Dichloroethene	< 2.31	ug/m3	2.31	7.34	10	TO-15		12/8/2020	CJR	1
1,2-Dichloropropane	< 2.8	ug/m3	2.8	8.9	10	TO-15		12/8/2020	CJR	1
trans-1,3-Dichloropropene	< 1.98	ug/m3	1.98	6.3	10	TO-15		12/8/2020	CJR	1
cis-1,3-Dichloropropene	< 2.34	ug/m3	2.34	7.45	10	TO-15		12/8/2020	CJR	1
1,2-Dichlorotetrafluoroethane	< 4.46	ug/m3	4.46	14.2	10	TO-15		12/8/2020	CJR	1
1,4-Dioxane	< 1.57	ug/m3	1.57	5	10	TO-15		12/8/2020	CJR	1
EDB (1,2-Dibromoethane)	< 3.42	ug/m3	3.42	10.9	10	TO-15		12/8/2020	CJR	1
Ethanol	< 1.52	ug/m3	1.52	4.82	10	TO-15		12/8/2020	CJR	1
Ethyl Acetate	< 1.76	ug/m3	1.76	5.59	10	TO-15		12/8/2020	CJR	1
Ethylbenzene	< 2.03	ug/m3	2.03	6.45	10	TO-15		12/8/2020	CJR	1
4-Ethyltoluene	< 2.14	ug/m3	2.14	6.81	10	TO-15		12/8/2020	CJR	1
Heptane	< 2.65	ug/m3	2.65	8.45	10	TO-15		12/8/2020	CJR	1
Hexachlorobutadiene	< 4.89	ug/m3	4.89	15.6	10	TO-15		12/8/2020	CJR	1
Hexane	< 2.35	ug/m3	2.35	7.48	10	TO-15		12/8/2020	CJR	1
2-Hexanone	< 2.22	ug/m3	2.22	7.07	10	TO-15		12/8/2020	CJR	1
Isopropyl Alcohol	2.46 "J"	ug/m3	1.09	3.47	10	TO-15		12/8/2020	CJR	1
Methyl ethyl ketone (MEK)	< 1.78	ug/m3	1.78	5.67	10	TO-15		12/8/2020	CJR	1
Methyl isobutyl ketone (MIBK)	< 1.68	ug/m3	1.68	5.36	10	TO-15		12/8/2020	CJR	1
Methyl Methacrylate	< 2.17	ug/m3	2.17	6.9	10	TO-15		12/8/2020	CJR	1
Methylene chloride	< 150	ug/m3	1.59	5.06	10	TO-15		12/8/2020	CJR	1

Project Name COMMUNITY WITHIN THE CORRIDOR
Project # 40420

Invoice # E38870

Lab Code 5038870J
Sample ID SS-11
Sample Matrix Air
Sample Date 12/4/2020

	Result	Unit	LOD	LOQ	Dil	Method	Ext Date	Run Date	Analyst	Code
Methyl tert-butyl ether (MTBE)	< 1.6	ug/m3	1.6	5.09	10	TO-15		12/8/2020	CJR	1
Naphthalene	< 6.75	ug/m3	6.75	21.5	10	TO-15		12/8/2020	CJR	1
Propene	< 0.79	ug/m3	0.79	2.51	10	TO-15		12/8/2020	CJR	1
Styrene	< 1.81	ug/m3	1.81	5.77	10	TO-15		12/8/2020	CJR	1
1,1,2,2-Tetrachloroethane	< 3.25	ug/m3	3.25	10.3	10	TO-15		12/8/2020	CJR	1
Tetrachloroethene	< 2.78	ug/m3	2.78	8.84	10	TO-15		12/8/2020	CJR	1
Tetrahydrofuran	< 1.31	ug/m3	1.31	4.17	10	TO-15		12/8/2020	CJR	1
Toluene	4.5 "J"	ug/m3	1.84	5.85	10	TO-15		12/8/2020	CJR	1
1,2,4-Trichlorobenzene	< 6.57	ug/m3	6.57	20.9	10	TO-15		12/8/2020	CJR	1
1,1,1-Trichloroethane	< 2.49	ug/m3	2.49	7.93	10	TO-15		12/8/2020	CJR	1
1,1,2-Trichloroethane	< 2.58	ug/m3	2.58	8.22	10	TO-15		12/8/2020	CJR	1
Trichloroethene (TCE)	17.1	ug/m3	2.37	7.54	10	TO-15		12/8/2020	CJR	1
Trichlorofluoromethane	< 3.37	ug/m3	3.37	10.7	10	TO-15		12/8/2020	CJR	1
Trichlorotrifluoroethane	10 "J"	ug/m3	4.02	12.8	10	TO-15		12/8/2020	CJR	1
1,2,4-Trimethylbenzene	2.94 "J"	ug/m3	2.83	8.99	10	TO-15		12/8/2020	CJR	1
1,3,5-Trimethylbenzene	< 2.32	ug/m3	2.32	7.39	10	TO-15		12/8/2020	CJR	1
Vinyl acetate	< 2.03	ug/m3	2.03	6.45	10	TO-15		12/8/2020	CJR	1
Vinyl Chloride	< 1.48	ug/m3	1.48	4.72	10	TO-15		12/8/2020	CJR	1
m&p-Xylene	< 3.77	ug/m3	3.77	12	10	TO-15		12/8/2020	CJR	1
o-Xylene	< 2.18	ug/m3	2.18	6.95	10	TO-15		12/8/2020	CJR	1

Project Name COMMUNITY WITHIN THE CORRIDOR
Project # 40420

Invoice # E38870

Lab Code 5038870K
Sample ID SS-13
Sample Matrix Air
Sample Date 12/4/2020

	Result	Unit	LOD	LOQ	Dil	Method	Ext Date	Run Date	Analyst	Code
Organic										
Air Samples										
Acetone	57	ug/m3	0.299	0.95	1	TO-15		12/9/2020	CJR	1
Acrolein	< 0.094	ug/m3	0.094	0.299	1	TO-15		12/9/2020	CJR	1
Benzene	1.56	ug/m3	0.136	0.433	1	TO-15		12/9/2020	CJR	1
Benzyl Chloride	< 0.209	ug/m3	0.209	0.665	1	TO-15		12/9/2020	CJR	1
Bromodichloromethane	< 0.374	ug/m3	0.374	1.19	1	TO-15		12/9/2020	CJR	1
Bromoform	< 0.414	ug/m3	0.414	1.32	1	TO-15		12/9/2020	CJR	1
Bromomethane	< 0.2	ug/m3	0.2	0.637	1	TO-15		12/9/2020	CJR	1
1,3-Butadiene	< 0.143	ug/m3	0.143	0.454	1	TO-15		12/9/2020	CJR	1
Carbon Disulfide	114	ug/m3	0.138	0.44	1	TO-15		12/9/2020	CJR	1
Carbon Tetrachloride	< 0.307	ug/m3	0.307	0.978	1	TO-15		12/9/2020	CJR	1
Chlorobenzene	< 0.251	ug/m3	0.251	0.798	1	TO-15		12/9/2020	CJR	1
Chloroethane	< 0.159	ug/m3	0.159	0.507	1	TO-15		12/9/2020	CJR	1
Chloroform	< 0.3	ug/m3	0.3	0.953	1	TO-15		12/9/2020	CJR	1
Chloromethane	< 0.831	ug/m3	0.831	2.64	1	TO-15		12/9/2020	CJR	1
Cyclohexane	< 0.212	ug/m3	0.212	0.674	1	TO-15		12/9/2020	CJR	1
Dibromochloromethane	< 0.376	ug/m3	0.376	1.2	1	TO-15		12/9/2020	CJR	1
1,4-Dichlorobenzene	2.88	ug/m3	0.302	0.96	1	TO-15		12/9/2020	CJR	1
1,3-Dichlorobenzene	< 0.302	ug/m3	0.302	0.96	1	TO-15		12/9/2020	CJR	1
1,2-Dichlorobenzene	< 0.235	ug/m3	0.235	0.749	1	TO-15		12/9/2020	CJR	1
Dichlorodifluoromethane	2.42	ug/m3	0.263	0.836	1	TO-15		12/9/2020	CJR	1
1,2-Dichloroethane	< 0.24	ug/m3	0.24	0.763	1	TO-15		12/9/2020	CJR	1
1,1-Dichloroethane	0.88	ug/m3	0.187	0.596	1	TO-15		12/9/2020	CJR	1
1,1-Dichloroethene	< 0.21	ug/m3	0.21	0.668	1	TO-15		12/9/2020	CJR	1
cis-1,2-Dichloroethene	< 0.197	ug/m3	0.197	0.626	1	TO-15		12/9/2020	CJR	1
trans-1,2-Dichloroethene	< 0.231	ug/m3	0.231	0.734	1	TO-15		12/9/2020	CJR	1
1,2-Dichloropropane	< 0.28	ug/m3	0.28	0.89	1	TO-15		12/9/2020	CJR	1
trans-1,3-Dichloropropene	< 0.198	ug/m3	0.198	0.63	1	TO-15		12/9/2020	CJR	1
cis-1,3-Dichloropropene	< 0.234	ug/m3	0.234	0.745	1	TO-15		12/9/2020	CJR	1
1,2-Dichlorotetrafluoroethane	< 0.446	ug/m3	0.446	1.42	1	TO-15		12/9/2020	CJR	1
1,4-Dioxane	< 0.157	ug/m3	0.157	0.5	1	TO-15		12/9/2020	CJR	1
EDB (1,2-Dibromoethane)	< 0.342	ug/m3	0.342	1.09	1	TO-15		12/9/2020	CJR	1
Ethanol	108	ug/m3	0.152	0.482	1	TO-15		12/9/2020	CJR	10
Ethyl Acetate	< 0.176	ug/m3	0.176	0.559	1	TO-15		12/9/2020	CJR	1
Ethylbenzene	1.3	ug/m3	0.203	0.645	1	TO-15		12/9/2020	CJR	1
4-Ethyltoluene	0.49 "J"	ug/m3	0.214	0.681	1	TO-15		12/9/2020	CJR	1
Heptane	1.43	ug/m3	0.265	0.845	1	TO-15		12/9/2020	CJR	1
Hexachlorobutadiene	< 0.489	ug/m3	0.489	1.56	1	TO-15		12/9/2020	CJR	1
Hexane	7.9	ug/m3	0.235	0.748	1	TO-15		12/9/2020	CJR	1
2-Hexanone	0.74	ug/m3	0.222	0.707	1	TO-15		12/9/2020	CJR	1
Isopropyl Alcohol	3.4	ug/m3	0.109	0.347	1	TO-15		12/9/2020	CJR	1
Methyl ethyl ketone (MEK)	7.7	ug/m3	0.178	0.567	1	TO-15		12/9/2020	CJR	1
Methyl isobutyl ketone (MIBK)	0.49 "J"	ug/m3	0.168	0.536	1	TO-15		12/9/2020	CJR	1
Methyl Methacrylate	< 0.217	ug/m3	0.217	0.69	1	TO-15		12/9/2020	CJR	1
Methylene chloride	48	ug/m3	0.159	0.506	1	TO-15		12/9/2020	CJR	1

Project Name COMMUNITY WITHIN THE CORRIDOR
Project # 40420

Invoice # E38870

Lab Code 5038870K
Sample ID SS-13
Sample Matrix Air
Sample Date 12/4/2020

	Result	Unit	LOD	LOQ	Dil	Method	Ext Date	Run Date	Analyst	Code
Methyl tert-butyl ether (MTBE)	< 0.16	ug/m3	0.16	0.509	1	TO-15		12/9/2020	CJR	1
Naphthalene	< 0.675	ug/m3	0.675	2.15	1	TO-15		12/9/2020	CJR	1
Propene	5.6	ug/m3	0.079	0.251	1	TO-15		12/9/2020	CJR	1
Styrene	1.23	ug/m3	0.181	0.577	1	TO-15		12/9/2020	CJR	1
1,1,2,2-Tetrachloroethane	< 0.325	ug/m3	0.325	1.03	1	TO-15		12/9/2020	CJR	1
Tetrachloroethene	0.95	ug/m3	0.278	0.884	1	TO-15		12/9/2020	CJR	1
Tetrahydrofuran	0.85	ug/m3	0.131	0.417	1	TO-15		12/9/2020	CJR	1
Toluene	9.3	ug/m3	0.184	0.585	1	TO-15		12/9/2020	CJR	1
1,2,4-Trichlorobenzene	< 0.657	ug/m3	0.657	2.09	1	TO-15		12/9/2020	CJR	1
1,1,1-Trichloroethane	< 0.249	ug/m3	0.249	0.793	1	TO-15		12/9/2020	CJR	1
1,1,2-Trichloroethane	< 0.258	ug/m3	0.258	0.822	1	TO-15		12/9/2020	CJR	1
Trichloroethene (TCE)	5.9	ug/m3	0.237	0.754	1	TO-15		12/9/2020	CJR	1
Trichlorofluoromethane	1.35	ug/m3	0.337	1.07	1	TO-15		12/9/2020	CJR	1
Trichlorotrifluoroethane	0.54 "J"	ug/m3	0.402	1.28	1	TO-15		12/9/2020	CJR	1
1,2,4-Trimethylbenzene	2.4	ug/m3	0.283	0.899	1	TO-15		12/9/2020	CJR	1
1,3,5-Trimethylbenzene	0.69 "J"	ug/m3	0.232	0.739	1	TO-15		12/9/2020	CJR	1
Vinyl acetate	< 0.203	ug/m3	0.203	0.645	1	TO-15		12/9/2020	CJR	1
Vinyl Chloride	< 0.148	ug/m3	0.148	0.472	1	TO-15		12/9/2020	CJR	1
m&p-Xylene	2.43	ug/m3	0.377	1.2	1	TO-15		12/9/2020	CJR	1
o-Xylene	1.21	ug/m3	0.218	0.695	1	TO-15		12/9/2020	CJR	1

Project Name COMMUNITY WITHIN THE CORRIDOR
Project # 40420

Invoice # E38870

Lab Code 5038870L
Sample ID SS-15
Sample Matrix Air
Sample Date 12/4/2020

	Result	Unit	LOD	LOQ	Dil	Method	Ext Date	Run Date	Analyst	Code
Organic										
Air Samples										
Acetone	11.2	ug/m3	2.99	9.5	10	TO-15		12/9/2020	CJR	1
Acrolein	< 0.94	ug/m3	0.94	2.99	10	TO-15		12/9/2020	CJR	1
Benzene	< 1.36	ug/m3	1.36	4.33	10	TO-15		12/9/2020	CJR	1
Benzyl Chloride	< 2.09	ug/m3	2.09	6.65	10	TO-15		12/9/2020	CJR	1
Bromodichloromethane	< 3.74	ug/m3	3.74	11.9	10	TO-15		12/9/2020	CJR	1
Bromoform	< 4.14	ug/m3	4.14	13.2	10	TO-15		12/9/2020	CJR	1
Bromomethane	< 2	ug/m3	2	6.37	10	TO-15		12/9/2020	CJR	1
1,3-Butadiene	< 1.43	ug/m3	1.43	4.54	10	TO-15		12/9/2020	CJR	1
Carbon Disulfide	5	ug/m3	1.38	4.4	10	TO-15		12/9/2020	CJR	1
Carbon Tetrachloride	< 3.07	ug/m3	3.07	9.78	10	TO-15		12/9/2020	CJR	1
Chlorobenzene	< 2.51	ug/m3	2.51	7.98	10	TO-15		12/9/2020	CJR	1
Chloroethane	< 1.59	ug/m3	1.59	5.07	10	TO-15		12/9/2020	CJR	1
Chloroform	< 3	ug/m3	3	9.53	10	TO-15		12/9/2020	CJR	1
Chloromethane	< 8.31	ug/m3	8.31	26.4	10	TO-15		12/9/2020	CJR	1
Cyclohexane	< 2.12	ug/m3	2.12	6.74	10	TO-15		12/9/2020	CJR	1
Dibromochloromethane	< 3.76	ug/m3	3.76	12	10	TO-15		12/9/2020	CJR	1
1,4-Dichlorobenzene	7.8 "J"	ug/m3	3.02	9.6	10	TO-15		12/9/2020	CJR	1
1,3-Dichlorobenzene	< 3.02	ug/m3	3.02	9.6	10	TO-15		12/9/2020	CJR	1
1,2-Dichlorobenzene	< 2.35	ug/m3	2.35	7.49	10	TO-15		12/9/2020	CJR	1
Dichlorodifluoromethane	< 2.63	ug/m3	2.63	8.36	10	TO-15		12/9/2020	CJR	1
1,2-Dichloroethane	< 2.4	ug/m3	2.4	7.63	10	TO-15		12/9/2020	CJR	1
1,1-Dichloroethane	400	ug/m3	1.87	5.96	10	TO-15		12/9/2020	CJR	1
1,1-Dichloroethene	< 2.1	ug/m3	2.1	6.68	10	TO-15		12/9/2020	CJR	1
cis-1,2-Dichloroethene	38	ug/m3	1.97	6.26	10	TO-15		12/9/2020	CJR	1
trans-1,2-Dichloroethene	15.1	ug/m3	2.31	7.34	10	TO-15		12/9/2020	CJR	1
1,2-Dichloropropane	< 2.8	ug/m3	2.8	8.9	10	TO-15		12/9/2020	CJR	1
trans-1,3-Dichloropropene	< 1.98	ug/m3	1.98	6.3	10	TO-15		12/9/2020	CJR	1
cis-1,3-Dichloropropene	< 2.34	ug/m3	2.34	7.45	10	TO-15		12/9/2020	CJR	1
1,2-Dichlorotetrafluoroethane	< 4.46	ug/m3	4.46	14.2	10	TO-15		12/9/2020	CJR	1
1,4-Dioxane	< 1.57	ug/m3	1.57	5	10	TO-15		12/9/2020	CJR	1
EDB (1,2-Dibromoethane)	< 3.42	ug/m3	3.42	10.9	10	TO-15		12/9/2020	CJR	1
Ethanol	22.2	ug/m3	1.52	4.82	10	TO-15		12/9/2020	CJR	1
Ethyl Acetate	< 1.76	ug/m3	1.76	5.59	10	TO-15		12/9/2020	CJR	1
Ethylbenzene	< 2.03	ug/m3	2.03	6.45	10	TO-15		12/9/2020	CJR	1
4-Ethyltoluene	< 2.14	ug/m3	2.14	6.81	10	TO-15		12/9/2020	CJR	1
Heptane	< 2.65	ug/m3	2.65	8.45	10	TO-15		12/9/2020	CJR	1
Hexachlorobutadiene	< 4.89	ug/m3	4.89	15.6	10	TO-15		12/9/2020	CJR	1
Hexane	< 2.35	ug/m3	2.35	7.48	10	TO-15		12/9/2020	CJR	1
2-Hexanone	< 2.22	ug/m3	2.22	7.07	10	TO-15		12/9/2020	CJR	1
Isopropyl Alcohol	4.2	ug/m3	1.09	3.47	10	TO-15		12/9/2020	CJR	1
Methyl ethyl ketone (MEK)	< 1.78	ug/m3	1.78	5.67	10	TO-15		12/9/2020	CJR	1
Methyl isobutyl ketone (MIBK)	< 1.68	ug/m3	1.68	5.36	10	TO-15		12/9/2020	CJR	1
Methyl Methacrylate	< 2.17	ug/m3	2.17	6.9	10	TO-15		12/9/2020	CJR	1
Methylene chloride	< 150	ug/m3	1.59	5.06	10	TO-15		12/9/2020	CJR	1

Project Name COMMUNITY WITHIN THE CORRIDOR
Project # 40420

Invoice # E38870

Lab Code 5038870L
Sample ID SS-15
Sample Matrix Air
Sample Date 12/4/2020

	Result	Unit	LOD	LOQ	Dil	Method	Ext Date	Run Date	Analyst	Code
Methyl tert-butyl ether (MTBE)	< 1.6	ug/m3	1.6	5.09	10	TO-15		12/9/2020	CJR	1
Naphthalene	< 6.75	ug/m3	6.75	21.5	10	TO-15		12/9/2020	CJR	1
Propene	< 0.79	ug/m3	0.79	2.51	10	TO-15		12/9/2020	CJR	1
Styrene	< 1.81	ug/m3	1.81	5.77	10	TO-15		12/9/2020	CJR	1
1,1,2,2-Tetrachloroethane	< 3.25	ug/m3	3.25	10.3	10	TO-15		12/9/2020	CJR	1
Tetrachloroethene	3.4 "J"	ug/m3	2.78	8.84	10	TO-15		12/9/2020	CJR	1
Tetrahydrofuran	< 1.31	ug/m3	1.31	4.17	10	TO-15		12/9/2020	CJR	1
Toluene	4.1 "J"	ug/m3	1.84	5.85	10	TO-15		12/9/2020	CJR	1
1,2,4-Trichlorobenzene	< 6.57	ug/m3	6.57	20.9	10	TO-15		12/9/2020	CJR	1
1,1,1-Trichloroethane	25	ug/m3	2.49	7.93	10	TO-15		12/9/2020	CJR	1
1,1,2-Trichloroethane	< 2.58	ug/m3	2.58	8.22	10	TO-15		12/9/2020	CJR	1
Trichloroethene (TCE)	6.4 "J"	ug/m3	2.37	7.54	10	TO-15		12/9/2020	CJR	1
Trichlorofluoromethane	< 3.37	ug/m3	3.37	10.7	10	TO-15		12/9/2020	CJR	1
Trichlorotrifluoroethane	4.6 "J"	ug/m3	4.02	12.8	10	TO-15		12/9/2020	CJR	1
1,2,4-Trimethylbenzene	< 2.83	ug/m3	2.83	8.99	10	TO-15		12/9/2020	CJR	1
1,3,5-Trimethylbenzene	< 2.32	ug/m3	2.32	7.39	10	TO-15		12/9/2020	CJR	1
Vinyl acetate	< 2.03	ug/m3	2.03	6.45	10	TO-15		12/9/2020	CJR	1
Vinyl Chloride	< 1.48	ug/m3	1.48	4.72	10	TO-15		12/9/2020	CJR	1
m&p-Xylene	< 3.77	ug/m3	3.77	12	10	TO-15		12/9/2020	CJR	1
o-Xylene	< 2.18	ug/m3	2.18	6.95	10	TO-15		12/9/2020	CJR	1

Project Name COMMUNITY WITHIN THE CORRIDOR
Project # 40420

Invoice # E38870

Lab Code 5038870M
Sample ID SS-16
Sample Matrix Air
Sample Date 12/4/2020

	Result	Unit	LOD	LOQ	Dil	Method	Ext Date	Run Date	Analyst	Code
Organic										
Air Samples										
Acetone	4.8 "J"	ug/m3	2.99	9.5	10	TO-15		12/9/2020	CJR	1
Acrolein	< 0.94	ug/m3	0.94	2.99	10	TO-15		12/9/2020	CJR	1
Benzene	< 1.36	ug/m3	1.36	4.33	10	TO-15		12/9/2020	CJR	1
Benzyl Chloride	< 2.09	ug/m3	2.09	6.65	10	TO-15		12/9/2020	CJR	1
Bromodichloromethane	< 3.74	ug/m3	3.74	11.9	10	TO-15		12/9/2020	CJR	1
Bromoform	< 4.14	ug/m3	4.14	13.2	10	TO-15		12/9/2020	CJR	1
Bromomethane	< 2	ug/m3	2	6.37	10	TO-15		12/9/2020	CJR	1
1,3-Butadiene	< 1.43	ug/m3	1.43	4.54	10	TO-15		12/9/2020	CJR	1
Carbon Disulfide	< 1.38	ug/m3	1.38	4.4	10	TO-15		12/9/2020	CJR	1
Carbon Tetrachloride	< 3.07	ug/m3	3.07	9.78	10	TO-15		12/9/2020	CJR	1
Chlorobenzene	< 2.51	ug/m3	2.51	7.98	10	TO-15		12/9/2020	CJR	1
Chloroethane	< 1.59	ug/m3	1.59	5.07	10	TO-15		12/9/2020	CJR	1
Chloroform	< 3	ug/m3	3	9.53	10	TO-15		12/9/2020	CJR	1
Chloromethane	< 8.31	ug/m3	8.31	26.4	10	TO-15		12/9/2020	CJR	1
Cyclohexane	< 2.12	ug/m3	2.12	6.74	10	TO-15		12/9/2020	CJR	1
Dibromochloromethane	< 3.76	ug/m3	3.76	12	10	TO-15		12/9/2020	CJR	1
1,4-Dichlorobenzene	7.8 "J"	ug/m3	3.02	9.6	10	TO-15		12/9/2020	CJR	1
1,3-Dichlorobenzene	< 3.02	ug/m3	3.02	9.6	10	TO-15		12/9/2020	CJR	1
1,2-Dichlorobenzene	< 2.35	ug/m3	2.35	7.49	10	TO-15		12/9/2020	CJR	1
Dichlorodifluoromethane	< 2.63	ug/m3	2.63	8.36	10	TO-15		12/9/2020	CJR	1
1,2-Dichloroethane	< 2.4	ug/m3	2.4	7.63	10	TO-15		12/9/2020	CJR	1
1,1-Dichloroethane	3.2 "J"	ug/m3	1.87	5.96	10	TO-15		12/9/2020	CJR	1
1,1-Dichloroethene	< 2.1	ug/m3	2.1	6.68	10	TO-15		12/9/2020	CJR	1
cis-1,2-Dichloroethene	< 1.97	ug/m3	1.97	6.26	10	TO-15		12/9/2020	CJR	1
trans-1,2-Dichloroethene	< 2.31	ug/m3	2.31	7.34	10	TO-15		12/9/2020	CJR	1
1,2-Dichloropropane	< 2.8	ug/m3	2.8	8.9	10	TO-15		12/9/2020	CJR	1
trans-1,3-Dichloropropene	< 1.98	ug/m3	1.98	6.3	10	TO-15		12/9/2020	CJR	1
cis-1,3-Dichloropropene	< 2.34	ug/m3	2.34	7.45	10	TO-15		12/9/2020	CJR	1
1,2-Dichlorotetrafluoroethane	< 4.46	ug/m3	4.46	14.2	10	TO-15		12/9/2020	CJR	1
1,4-Dioxane	< 1.57	ug/m3	1.57	5	10	TO-15		12/9/2020	CJR	1
EDB (1,2-Dibromoethane)	< 3.42	ug/m3	3.42	10.9	10	TO-15		12/9/2020	CJR	1
Ethanol	10.7	ug/m3	1.52	4.82	10	TO-15		12/9/2020	CJR	1
Ethyl Acetate	< 1.76	ug/m3	1.76	5.59	10	TO-15		12/9/2020	CJR	1
Ethylbenzene	< 2.03	ug/m3	2.03	6.45	10	TO-15		12/9/2020	CJR	1
4-Ethyltoluene	< 2.14	ug/m3	2.14	6.81	10	TO-15		12/9/2020	CJR	1
Heptane	< 2.65	ug/m3	2.65	8.45	10	TO-15		12/9/2020	CJR	1
Hexachlorobutadiene	< 4.89	ug/m3	4.89	15.6	10	TO-15		12/9/2020	CJR	1
Hexane	< 2.35	ug/m3	2.35	7.48	10	TO-15		12/9/2020	CJR	1
2-Hexanone	< 2.22	ug/m3	2.22	7.07	10	TO-15		12/9/2020	CJR	1
Isopropyl Alcohol	2.7 "J"	ug/m3	1.09	3.47	10	TO-15		12/9/2020	CJR	1
Methyl ethyl ketone (MEK)	< 1.78	ug/m3	1.78	5.67	10	TO-15		12/9/2020	CJR	1
Methyl isobutyl ketone (MIBK)	< 1.68	ug/m3	1.68	5.36	10	TO-15		12/9/2020	CJR	1
Methyl Methacrylate	< 2.17	ug/m3	2.17	6.9	10	TO-15		12/9/2020	CJR	1
Methylene chloride	< 150	ug/m3	1.59	5.06	10	TO-15		12/9/2020	CJR	1

Project Name COMMUNITY WITHIN THE CORRIDOR
Project # 40420

Invoice # E38870

Lab Code 5038870M
Sample ID SS-16
Sample Matrix Air
Sample Date 12/4/2020

	Result	Unit	LOD	LOQ	Dil	Method	Ext Date	Run Date	Analyst	Code
Methyl tert-butyl ether (MTBE)	< 1.6	ug/m3	1.6	5.09	10	TO-15		12/9/2020	CJR	1
Naphthalene	< 6.75	ug/m3	6.75	21.5	10	TO-15		12/9/2020	CJR	1
Propene	< 0.79	ug/m3	0.79	2.51	10	TO-15		12/9/2020	CJR	1
Styrene	< 1.81	ug/m3	1.81	5.77	10	TO-15		12/9/2020	CJR	1
1,1,2,2-Tetrachloroethane	< 3.25	ug/m3	3.25	10.3	10	TO-15		12/9/2020	CJR	1
Tetrachloroethene	< 2.78	ug/m3	2.78	8.84	10	TO-15		12/9/2020	CJR	1
Tetrahydrofuran	< 1.31	ug/m3	1.31	4.17	10	TO-15		12/9/2020	CJR	1
Toluene	4.5 "J"	ug/m3	1.84	5.85	10	TO-15		12/9/2020	CJR	1
1,2,4-Trichlorobenzene	< 6.57	ug/m3	6.57	20.9	10	TO-15		12/9/2020	CJR	1
1,1,1-Trichloroethane	34	ug/m3	2.49	7.93	10	TO-15		12/9/2020	CJR	1
1,1,2-Trichloroethane	< 2.58	ug/m3	2.58	8.22	10	TO-15		12/9/2020	CJR	1
Trichloroethene (TCE)	246	ug/m3	2.37	7.54	10	TO-15		12/9/2020	CJR	1
Trichlorofluoromethane	< 3.37	ug/m3	3.37	10.7	10	TO-15		12/9/2020	CJR	1
Trichlorotrifluoroethane	< 4.02	ug/m3	4.02	12.8	10	TO-15		12/9/2020	CJR	1
1,2,4-Trimethylbenzene	< 2.83	ug/m3	2.83	8.99	10	TO-15		12/9/2020	CJR	1
1,3,5-Trimethylbenzene	< 2.32	ug/m3	2.32	7.39	10	TO-15		12/9/2020	CJR	1
Vinyl acetate	< 2.03	ug/m3	2.03	6.45	10	TO-15		12/9/2020	CJR	1
Vinyl Chloride	< 1.48	ug/m3	1.48	4.72	10	TO-15		12/9/2020	CJR	1
m&p-Xylene	< 3.77	ug/m3	3.77	12	10	TO-15		12/9/2020	CJR	1
o-Xylene	< 2.18	ug/m3	2.18	6.95	10	TO-15		12/9/2020	CJR	1

Project Name COMMUNITY WITHIN THE CORRIDOR
Project # 40420

Invoice # E38870

Lab Code 5038870N
Sample ID SS-17
Sample Matrix Air
Sample Date 12/4/2020

	Result	Unit	LOD	LOQ	Dil	Method	Ext Date	Run Date	Analyst	Code
Organic										
Air Samples										
Acetone	36	ug/m3	0.299	0.95	1	TO-15		12/9/2020	CJR	1
Acrolein	< 0.094	ug/m3	0.094	0.299	1	TO-15		12/9/2020	CJR	1
Benzene	0.64	ug/m3	0.136	0.433	1	TO-15		12/9/2020	CJR	1
Benzyl Chloride	< 0.209	ug/m3	0.209	0.665	1	TO-15		12/9/2020	CJR	1
Bromodichloromethane	< 0.374	ug/m3	0.374	1.19	1	TO-15		12/9/2020	CJR	1
Bromoform	< 0.414	ug/m3	0.414	1.32	1	TO-15		12/9/2020	CJR	1
Bromomethane	< 0.2	ug/m3	0.2	0.637	1	TO-15		12/9/2020	CJR	1
1,3-Butadiene	< 0.143	ug/m3	0.143	0.454	1	TO-15		12/9/2020	CJR	1
Carbon Disulfide	5.3	ug/m3	0.138	0.44	1	TO-15		12/9/2020	CJR	1
Carbon Tetrachloride	0.44 "J"	ug/m3	0.307	0.978	1	TO-15		12/9/2020	CJR	1
Chlorobenzene	< 0.251	ug/m3	0.251	0.798	1	TO-15		12/9/2020	CJR	1
Chloroethane	< 0.159	ug/m3	0.159	0.507	1	TO-15		12/9/2020	CJR	1
Chloroform	< 0.3	ug/m3	0.3	0.953	1	TO-15		12/9/2020	CJR	1
Chloromethane	< 0.831	ug/m3	0.831	2.64	1	TO-15		12/9/2020	CJR	1
Cyclohexane	< 0.212	ug/m3	0.212	0.674	1	TO-15		12/9/2020	CJR	1
Dibromochloromethane	< 0.376	ug/m3	0.376	1.2	1	TO-15		12/9/2020	CJR	1
1,4-Dichlorobenzene	2.34	ug/m3	0.302	0.96	1	TO-15		12/9/2020	CJR	1
1,3-Dichlorobenzene	< 0.302	ug/m3	0.302	0.96	1	TO-15		12/9/2020	CJR	1
1,2-Dichlorobenzene	< 0.235	ug/m3	0.235	0.749	1	TO-15		12/9/2020	CJR	1
Dichlorodifluoromethane	2.47	ug/m3	0.263	0.836	1	TO-15		12/9/2020	CJR	1
1,2-Dichloroethane	< 0.24	ug/m3	0.24	0.763	1	TO-15		12/9/2020	CJR	1
1,1-Dichloroethane	0.76	ug/m3	0.187	0.596	1	TO-15		12/9/2020	CJR	1
1,1-Dichloroethene	< 0.21	ug/m3	0.21	0.668	1	TO-15		12/9/2020	CJR	1
cis-1,2-Dichloroethene	< 0.197	ug/m3	0.197	0.626	1	TO-15		12/9/2020	CJR	1
trans-1,2-Dichloroethene	< 0.231	ug/m3	0.231	0.734	1	TO-15		12/9/2020	CJR	1
1,2-Dichloropropane	< 0.28	ug/m3	0.28	0.89	1	TO-15		12/9/2020	CJR	1
trans-1,3-Dichloropropene	< 0.198	ug/m3	0.198	0.63	1	TO-15		12/9/2020	CJR	1
cis-1,3-Dichloropropene	< 0.234	ug/m3	0.234	0.745	1	TO-15		12/9/2020	CJR	1
1,2-Dichlorotetrafluoroethane	< 0.446	ug/m3	0.446	1.42	1	TO-15		12/9/2020	CJR	1
1,4-Dioxane	< 0.157	ug/m3	0.157	0.5	1	TO-15		12/9/2020	CJR	1
EDB (1,2-Dibromoethane)	< 0.342	ug/m3	0.342	1.09	1	TO-15		12/9/2020	CJR	1
Ethanol	54	ug/m3	0.152	0.482	1	TO-15		12/9/2020	CJR	1
Ethyl Acetate	< 0.176	ug/m3	0.176	0.559	1	TO-15		12/9/2020	CJR	1
Ethylbenzene	0.78	ug/m3	0.203	0.645	1	TO-15		12/9/2020	CJR	1
4-Ethyltoluene	< 0.214	ug/m3	0.214	0.681	1	TO-15		12/9/2020	CJR	1
Heptane	2.53	ug/m3	0.265	0.845	1	TO-15		12/9/2020	CJR	1
Hexachlorobutadiene	< 0.489	ug/m3	0.489	1.56	1	TO-15		12/9/2020	CJR	1
Hexane	1.27	ug/m3	0.235	0.748	1	TO-15		12/9/2020	CJR	1
2-Hexanone	0.37 "J"	ug/m3	0.222	0.707	1	TO-15		12/9/2020	CJR	1
Isopropyl Alcohol	2.73	ug/m3	0.109	0.347	1	TO-15		12/9/2020	CJR	1
Methyl ethyl ketone (MEK)	4.0	ug/m3	0.178	0.567	1	TO-15		12/9/2020	CJR	1
Methyl isobutyl ketone (MIBK)	0.37 "J"	ug/m3	0.168	0.536	1	TO-15		12/9/2020	CJR	1
Methyl Methacrylate	< 0.217	ug/m3	0.217	0.69	1	TO-15		12/9/2020	CJR	1
Methylene chloride	< 15	ug/m3	0.159	0.506	1	TO-15		12/9/2020	CJR	1

Project Name COMMUNITY WITHIN THE CORRIDOR
Project # 40420

Invoice # E38870

Lab Code 5038870N
Sample ID SS-17
Sample Matrix Air
Sample Date 12/4/2020

	Result	Unit	LOD	LOQ	Dil	Method	Ext Date	Run Date	Analyst	Code
Methyl tert-butyl ether (MTBE)	< 0.16	ug/m3	0.16	0.509	1	TO-15		12/9/2020	CJR	1
Naphthalene	< 0.675	ug/m3	0.675	2.15	1	TO-15		12/9/2020	CJR	1
Propene	7.4	ug/m3	0.079	0.251	1	TO-15		12/9/2020	CJR	1
Styrene	1.19	ug/m3	0.181	0.577	1	TO-15		12/9/2020	CJR	1
1,1,2,2-Tetrachloroethane	< 0.325	ug/m3	0.325	1.03	1	TO-15		12/9/2020	CJR	1
Tetrachloroethene	1.56	ug/m3	0.278	0.884	1	TO-15		12/9/2020	CJR	1
Tetrahydrofuran	0.56	ug/m3	0.131	0.417	1	TO-15		12/9/2020	CJR	1
Toluene	9.1	ug/m3	0.184	0.585	1	TO-15		12/9/2020	CJR	1
1,2,4-Trichlorobenzene	< 0.657	ug/m3	0.657	2.09	1	TO-15		12/9/2020	CJR	1
1,1,1-Trichloroethane	360	ug/m3	2.49	7.93	10	TO-15		12/10/2020	CJR	1
1,1,2-Trichloroethane	< 0.258	ug/m3	0.258	0.822	1	TO-15		12/9/2020	CJR	1
Trichloroethene (TCE)	16.8	ug/m3	0.237	0.754	1	TO-15		12/9/2020	CJR	1
Trichlorofluoromethane	1.74	ug/m3	0.337	1.07	1	TO-15		12/9/2020	CJR	1
Trichlorotrifluoroethane	0.61 "J"	ug/m3	0.402	1.28	1	TO-15		12/9/2020	CJR	1
1,2,4-Trimethylbenzene	0.98	ug/m3	0.283	0.899	1	TO-15		12/9/2020	CJR	1
1,3,5-Trimethylbenzene	0.245 "J"	ug/m3	0.232	0.739	1	TO-15		12/9/2020	CJR	1
Vinyl acetate	< 0.203	ug/m3	0.203	0.645	1	TO-15		12/9/2020	CJR	1
Vinyl Chloride	< 0.148	ug/m3	0.148	0.472	1	TO-15		12/9/2020	CJR	1
m&p-Xylene	1.95	ug/m3	0.377	1.2	1	TO-15		12/9/2020	CJR	1
o-Xylene	0.78	ug/m3	0.218	0.695	1	TO-15		12/9/2020	CJR	1

Project Name COMMUNITY WITHIN THE CORRIDOR
Project # 40420

Invoice # E38870

Lab Code 50388700
Sample ID SS-18
Sample Matrix Air
Sample Date 12/4/2020

	Result	Unit	LOD	LOQ	Dil	Method	Ext Date	Run Date	Analyst	Code
Organic										
Air Samples										
Acetone	15.4	ug/m3	0.299	0.95	1	TO-15		12/9/2020	CJR	1
Acrolein	< 0.094	ug/m3	0.094	0.299	1	TO-15		12/9/2020	CJR	1
Benzene	0.54	ug/m3	0.136	0.433	1	TO-15		12/9/2020	CJR	1
Benzyl Chloride	< 0.209	ug/m3	0.209	0.665	1	TO-15		12/9/2020	CJR	1
Bromodichloromethane	< 0.374	ug/m3	0.374	1.19	1	TO-15		12/9/2020	CJR	1
Bromoform	< 0.414	ug/m3	0.414	1.32	1	TO-15		12/9/2020	CJR	1
Bromomethane	< 0.2	ug/m3	0.2	0.637	1	TO-15		12/9/2020	CJR	1
1,3-Butadiene	< 0.143	ug/m3	0.143	0.454	1	TO-15		12/9/2020	CJR	1
Carbon Disulfide	0.96	ug/m3	0.138	0.44	1	TO-15		12/9/2020	CJR	1
Carbon Tetrachloride	1.32	ug/m3	0.307	0.978	1	TO-15		12/9/2020	CJR	1
Chlorobenzene	< 0.251	ug/m3	0.251	0.798	1	TO-15		12/9/2020	CJR	1
Chloroethane	< 0.159	ug/m3	0.159	0.507	1	TO-15		12/9/2020	CJR	1
Chloroform	5.9	ug/m3	0.3	0.953	1	TO-15		12/9/2020	CJR	1
Chloromethane	< 0.831	ug/m3	0.831	2.64	1	TO-15		12/9/2020	CJR	1
Cyclohexane	< 0.212	ug/m3	0.212	0.674	1	TO-15		12/9/2020	CJR	1
Dibromochloromethane	< 0.376	ug/m3	0.376	1.2	1	TO-15		12/9/2020	CJR	1
1,4-Dichlorobenzene	2.4	ug/m3	0.302	0.96	1	TO-15		12/9/2020	CJR	1
1,3-Dichlorobenzene	< 0.302	ug/m3	0.302	0.96	1	TO-15		12/9/2020	CJR	1
1,2-Dichlorobenzene	< 0.235	ug/m3	0.235	0.749	1	TO-15		12/9/2020	CJR	1
Dichlorodifluoromethane	2.42	ug/m3	0.263	0.836	1	TO-15		12/9/2020	CJR	1
1,2-Dichloroethane	< 0.24	ug/m3	0.24	0.763	1	TO-15		12/9/2020	CJR	1
1,1-Dichloroethane	2.28	ug/m3	0.187	0.596	1	TO-15		12/9/2020	CJR	1
1,1-Dichloroethene	< 0.21	ug/m3	0.21	0.668	1	TO-15		12/9/2020	CJR	1
cis-1,2-Dichloroethene	11.8	ug/m3	0.197	0.626	1	TO-15		12/9/2020	CJR	1
trans-1,2-Dichloroethene	5.5	ug/m3	0.231	0.734	1	TO-15		12/9/2020	CJR	1
1,2-Dichloropropane	< 0.28	ug/m3	0.28	0.89	1	TO-15		12/9/2020	CJR	1
trans-1,3-Dichloropropene	< 0.198	ug/m3	0.198	0.63	1	TO-15		12/9/2020	CJR	1
cis-1,3-Dichloropropene	< 0.234	ug/m3	0.234	0.745	1	TO-15		12/9/2020	CJR	1
1,2-Dichlorotetrafluoroethane	< 0.446	ug/m3	0.446	1.42	1	TO-15		12/9/2020	CJR	1
1,4-Dioxane	< 0.157	ug/m3	0.157	0.5	1	TO-15		12/9/2020	CJR	1
EDB (1,2-Dibromoethane)	< 0.342	ug/m3	0.342	1.09	1	TO-15		12/9/2020	CJR	1
Ethanol	29.3	ug/m3	0.152	0.482	1	TO-15		12/9/2020	CJR	1
Ethyl Acetate	< 0.176	ug/m3	0.176	0.559	1	TO-15		12/9/2020	CJR	1
Ethylbenzene	0.56 "J"	ug/m3	0.203	0.645	1	TO-15		12/9/2020	CJR	1
4-Ethyltoluene	< 0.214	ug/m3	0.214	0.681	1	TO-15		12/9/2020	CJR	1
Heptane	2.04	ug/m3	0.265	0.845	1	TO-15		12/9/2020	CJR	1
Hexachlorobutadiene	< 0.489	ug/m3	0.489	1.56	1	TO-15		12/9/2020	CJR	1
Hexane	1.27	ug/m3	0.235	0.748	1	TO-15		12/9/2020	CJR	1
2-Hexanone	0.286 "J"	ug/m3	0.222	0.707	1	TO-15		12/9/2020	CJR	1
Isopropyl Alcohol	1.57	ug/m3	0.109	0.347	1	TO-15		12/9/2020	CJR	1
Methyl ethyl ketone (MEK)	1.5	ug/m3	0.178	0.567	1	TO-15		12/9/2020	CJR	1
Methyl isobutyl ketone (MIBK)	0.286 "J"	ug/m3	0.168	0.536	1	TO-15		12/9/2020	CJR	1
Methyl Methacrylate	< 0.217	ug/m3	0.217	0.69	1	TO-15		12/9/2020	CJR	1
Methylene chloride	< 15	ug/m3	0.159	0.506	1	TO-15		12/9/2020	CJR	1

Project Name COMMUNITY WITHIN THE CORRIDOR
Project # 40420

Invoice # E38870

Lab Code 50388700
Sample ID SS-18
Sample Matrix Air
Sample Date 12/4/2020

	Result	Unit	LOD	LOQ	Dil	Method	Ext Date	Run Date	Analyst	Code
Methyl tert-butyl ether (MTBE)	< 0.16	ug/m3	0.16	0.509	1	TO-15		12/9/2020	CJR	1
Naphthalene	< 0.675	ug/m3	0.675	2.15	1	TO-15		12/9/2020	CJR	1
Propene	0.57	ug/m3	0.079	0.251	1	TO-15		12/9/2020	CJR	1
Styrene	1.11	ug/m3	0.181	0.577	1	TO-15		12/9/2020	CJR	1
1,1,2,2-Tetrachloroethane	< 0.325	ug/m3	0.325	1.03	1	TO-15		12/9/2020	CJR	1
Tetrachloroethene	3.3	ug/m3	0.278	0.884	1	TO-15		12/9/2020	CJR	1
Tetrahydrofuran	< 0.131	ug/m3	0.131	0.417	1	TO-15		12/9/2020	CJR	1
Toluene	7.4	ug/m3	0.184	0.585	1	TO-15		12/9/2020	CJR	1
1,2,4-Trichlorobenzene	< 0.657	ug/m3	0.657	2.09	1	TO-15		12/9/2020	CJR	1
1,1,1-Trichloroethane	150	ug/m3	0.249	0.793	1	TO-15		12/9/2020	CJR	1
1,1,2-Trichloroethane	< 0.258	ug/m3	0.258	0.822	1	TO-15		12/9/2020	CJR	1
Trichloroethene (TCE)	1730	ug/m3	2.37	7.54	10	TO-15		12/10/2020	CJR	1
Trichlorofluoromethane	2.53	ug/m3	0.337	1.07	1	TO-15		12/9/2020	CJR	1
Trichlorotrifluoroethane	0.54 "J"	ug/m3	0.402	1.28	1	TO-15		12/9/2020	CJR	1
1,2,4-Trimethylbenzene	0.98	ug/m3	0.283	0.899	1	TO-15		12/9/2020	CJR	1
1,3,5-Trimethylbenzene	0.245 "J"	ug/m3	0.232	0.739	1	TO-15		12/9/2020	CJR	1
Vinyl acetate	< 0.203	ug/m3	0.203	0.645	1	TO-15		12/9/2020	CJR	1
Vinyl Chloride	< 0.148	ug/m3	0.148	0.472	1	TO-15		12/9/2020	CJR	1
m&p-Xylene	1.56	ug/m3	0.377	1.2	1	TO-15		12/9/2020	CJR	1
o-Xylene	0.61 "J"	ug/m3	0.218	0.695	1	TO-15		12/9/2020	CJR	1

Project Name COMMUNITY WITHIN THE CORRIDOR
Project # 40420

Invoice # E38870

Lab Code 5038870P
Sample ID SS-20
Sample Matrix Air
Sample Date 12/4/2020

	Result	Unit	LOD	LOQ	Dil	Method	Ext Date	Run Date	Analyst	Code
Organic										
Air Samples										
Acetone	11	ug/m3	0.299	0.95	1	TO-15		12/9/2020	CJR	1
Acrolein	< 0.094	ug/m3	0.094	0.299	1	TO-15		12/9/2020	CJR	1
Benzene	5.1	ug/m3	0.136	0.433	1	TO-15		12/9/2020	CJR	1
Benzyl Chloride	< 0.209	ug/m3	0.209	0.665	1	TO-15		12/9/2020	CJR	1
Bromodichloromethane	< 0.374	ug/m3	0.374	1.19	1	TO-15		12/9/2020	CJR	1
Bromoform	< 0.414	ug/m3	0.414	1.32	1	TO-15		12/9/2020	CJR	1
Bromomethane	< 0.2	ug/m3	0.2	0.637	1	TO-15		12/9/2020	CJR	1
1,3-Butadiene	< 0.143	ug/m3	0.143	0.454	1	TO-15		12/9/2020	CJR	1
Carbon Disulfide	1.0	ug/m3	0.138	0.44	1	TO-15		12/9/2020	CJR	1
Carbon Tetrachloride	0.5 "J"	ug/m3	0.307	0.978	1	TO-15		12/9/2020	CJR	1
Chlorobenzene	< 0.251	ug/m3	0.251	0.798	1	TO-15		12/9/2020	CJR	1
Chloroethane	< 0.159	ug/m3	0.159	0.507	1	TO-15		12/9/2020	CJR	1
Chloroform	78	ug/m3	0.3	0.953	1	TO-15		12/9/2020	CJR	1
Chloromethane	< 0.831	ug/m3	0.831	2.64	1	TO-15		12/9/2020	CJR	1
Cyclohexane	0.48 "J"	ug/m3	0.212	0.674	1	TO-15		12/9/2020	CJR	1
Dibromochloromethane	< 0.376	ug/m3	0.376	1.2	1	TO-15		12/9/2020	CJR	1
1,4-Dichlorobenzene	2.64	ug/m3	0.302	0.96	1	TO-15		12/9/2020	CJR	1
1,3-Dichlorobenzene	< 0.302	ug/m3	0.302	0.96	1	TO-15		12/9/2020	CJR	1
1,2-Dichlorobenzene	< 0.235	ug/m3	0.235	0.749	1	TO-15		12/9/2020	CJR	1
Dichlorodifluoromethane	2.13	ug/m3	0.263	0.836	1	TO-15		12/9/2020	CJR	1
1,2-Dichloroethane	< 0.24	ug/m3	0.24	0.763	1	TO-15		12/9/2020	CJR	1
1,1-Dichloroethane	50	ug/m3	0.187	0.596	1	TO-15		12/9/2020	CJR	1
1,1-Dichloroethene	0.67	ug/m3	0.21	0.668	1	TO-15		12/9/2020	CJR	1
cis-1,2-Dichloroethene	39	ug/m3	0.197	0.626	1	TO-15		12/9/2020	CJR	1
trans-1,2-Dichloroethene	9.8	ug/m3	0.231	0.734	1	TO-15		12/9/2020	CJR	1
1,2-Dichloropropane	< 0.28	ug/m3	0.28	0.89	1	TO-15		12/9/2020	CJR	1
trans-1,3-Dichloropropene	< 0.198	ug/m3	0.198	0.63	1	TO-15		12/9/2020	CJR	1
cis-1,3-Dichloropropene	< 0.234	ug/m3	0.234	0.745	1	TO-15		12/9/2020	CJR	1
1,2-Dichlorotetrafluoroethane	< 0.446	ug/m3	0.446	1.42	1	TO-15		12/9/2020	CJR	1
1,4-Dioxane	< 0.157	ug/m3	0.157	0.5	1	TO-15		12/9/2020	CJR	1
EDB (1,2-Dibromoethane)	< 0.342	ug/m3	0.342	1.09	1	TO-15		12/9/2020	CJR	1
Ethanol	21.3	ug/m3	0.152	0.482	1	TO-15		12/9/2020	CJR	1
Ethyl Acetate	< 0.176	ug/m3	0.176	0.559	1	TO-15		12/9/2020	CJR	1
Ethylbenzene	0.48 "J"	ug/m3	0.203	0.645	1	TO-15		12/9/2020	CJR	1
4-Ethyltoluene	< 0.214	ug/m3	0.214	0.681	1	TO-15		12/9/2020	CJR	1
Heptane	0.94	ug/m3	0.265	0.845	1	TO-15		12/9/2020	CJR	1
Hexachlorobutadiene	< 0.489	ug/m3	0.489	1.56	1	TO-15		12/9/2020	CJR	1
Hexane	< 0.235	ug/m3	0.235	0.748	1	TO-15		12/9/2020	CJR	1
2-Hexanone	< 0.222	ug/m3	0.222	0.707	1	TO-15		12/9/2020	CJR	1
Isopropyl Alcohol	1.06	ug/m3	0.109	0.347	1	TO-15		12/9/2020	CJR	1
Methyl ethyl ketone (MEK)	0.94	ug/m3	0.178	0.567	1	TO-15		12/9/2020	CJR	1
Methyl isobutyl ketone (MIBK)	< 0.168	ug/m3	0.168	0.536	1	TO-15		12/9/2020	CJR	1
Methyl Methacrylate	< 0.217	ug/m3	0.217	0.69	1	TO-15		12/9/2020	CJR	1
Methylene chloride	< 15	ug/m3	0.159	0.506	1	TO-15		12/9/2020	CJR	1

Project Name COMMUNITY WITHIN THE CORRIDOR
Project # 40420

Invoice # E38870

Lab Code 5038870P
Sample ID SS-20
Sample Matrix Air
Sample Date 12/4/2020

	Result	Unit	LOD	LOQ	Dil	Method	Ext Date	Run Date	Analyst	Code
Methyl tert-butyl ether (MTBE)	< 0.16	ug/m3	0.16	0.509	1	TO-15		12/9/2020	CJR	1
Naphthalene	< 0.675	ug/m3	0.675	2.15	1	TO-15		12/9/2020	CJR	1
Propene	1.17	ug/m3	0.079	0.251	1	TO-15		12/9/2020	CJR	1
Styrene	1.11	ug/m3	0.181	0.577	1	TO-15		12/9/2020	CJR	1
1,1,2,2-Tetrachloroethane	< 0.325	ug/m3	0.325	1.03	1	TO-15		12/9/2020	CJR	1
Tetrachloroethene	10.5	ug/m3	0.278	0.884	1	TO-15		12/9/2020	CJR	1
Tetrahydrofuran	< 0.131	ug/m3	0.131	0.417	1	TO-15		12/9/2020	CJR	1
Toluene	5.4	ug/m3	0.184	0.585	1	TO-15		12/9/2020	CJR	1
1,2,4-Trichlorobenzene	< 0.657	ug/m3	0.657	2.09	1	TO-15		12/9/2020	CJR	1
1,1,1-Trichloroethane	210	ug/m3	0.249	0.793	1	TO-15		12/9/2020	CJR	1
1,1,2-Trichloroethane	2.61	ug/m3	0.258	0.822	1	TO-15		12/9/2020	CJR	1
Trichloroethene (TCE)	63000	ug/m3	94.8	301.6	400	TO-15		12/11/2020	CJR	1
Trichlorofluoromethane	1.4	ug/m3	0.337	1.07	1	TO-15		12/9/2020	CJR	1
Trichlorotrifluoroethane	0.46 "J"	ug/m3	0.402	1.28	1	TO-15		12/9/2020	CJR	1
1,2,4-Trimethylbenzene	0.83 "J"	ug/m3	0.283	0.899	1	TO-15		12/9/2020	CJR	1
1,3,5-Trimethylbenzene	< 0.232	ug/m3	0.232	0.739	1	TO-15		12/9/2020	CJR	1
Vinyl acetate	< 0.203	ug/m3	0.203	0.645	1	TO-15		12/9/2020	CJR	1
Vinyl Chloride	< 0.148	ug/m3	0.148	0.472	1	TO-15		12/9/2020	CJR	1
m&p-Xylene	1.26	ug/m3	0.377	1.2	1	TO-15		12/9/2020	CJR	1
o-Xylene	0.52 "J"	ug/m3	0.218	0.695	1	TO-15		12/9/2020	CJR	1

Project Name COMMUNITY WITHIN THE CORRIDOR
Project # 40420

Invoice # E38870

Lab Code 5038870Q
Sample ID SS-21
Sample Matrix Air
Sample Date 12/3/2020

	Result	Unit	LOD	LOQ	Dil	Method	Ext Date	Run Date	Analyst	Code
Organic										
Air Samples										
Acetone	39	ug/m3	0.299	0.95	1	TO-15		12/9/2020	CJR	1
Acrolein	< 0.094	ug/m3	0.094	0.299	1	TO-15		12/9/2020	CJR	1
Benzene	0.54	ug/m3	0.136	0.433	1	TO-15		12/9/2020	CJR	1
Benzyl Chloride	< 0.209	ug/m3	0.209	0.665	1	TO-15		12/9/2020	CJR	1
Bromodichloromethane	< 0.374	ug/m3	0.374	1.19	1	TO-15		12/9/2020	CJR	1
Bromoform	< 0.414	ug/m3	0.414	1.32	1	TO-15		12/9/2020	CJR	1
Bromomethane	< 0.2	ug/m3	0.2	0.637	1	TO-15		12/9/2020	CJR	1
1,3-Butadiene	< 0.143	ug/m3	0.143	0.454	1	TO-15		12/9/2020	CJR	1
Carbon Disulfide	1.06	ug/m3	0.138	0.44	1	TO-15		12/9/2020	CJR	1
Carbon Tetrachloride	0.38 "J"	ug/m3	0.307	0.978	1	TO-15		12/9/2020	CJR	1
Chlorobenzene	< 0.251	ug/m3	0.251	0.798	1	TO-15		12/9/2020	CJR	1
Chloroethane	< 0.159	ug/m3	0.159	0.507	1	TO-15		12/9/2020	CJR	1
Chloroform	0.34 "J"	ug/m3	0.3	0.953	1	TO-15		12/9/2020	CJR	1
Chloromethane	< 0.831	ug/m3	0.831	2.64	1	TO-15		12/9/2020	CJR	1
Cyclohexane	< 0.212	ug/m3	0.212	0.674	1	TO-15		12/9/2020	CJR	1
Dibromochloromethane	< 0.376	ug/m3	0.376	1.2	1	TO-15		12/9/2020	CJR	1
1,4-Dichlorobenzene	4.6	ug/m3	0.302	0.96	1	TO-15		12/9/2020	CJR	1
1,3-Dichlorobenzene	< 0.302	ug/m3	0.302	0.96	1	TO-15		12/9/2020	CJR	1
1,2-Dichlorobenzene	< 0.235	ug/m3	0.235	0.749	1	TO-15		12/9/2020	CJR	1
Dichlorodifluoromethane	2.03	ug/m3	0.263	0.836	1	TO-15		12/9/2020	CJR	1
1,2-Dichloroethane	< 0.24	ug/m3	0.24	0.763	1	TO-15		12/9/2020	CJR	1
1,1-Dichloroethane	< 0.187	ug/m3	0.187	0.596	1	TO-15		12/9/2020	CJR	1
1,1-Dichloroethene	< 0.21	ug/m3	0.21	0.668	1	TO-15		12/9/2020	CJR	1
cis-1,2-Dichloroethene	< 0.197	ug/m3	0.197	0.626	1	TO-15		12/9/2020	CJR	1
trans-1,2-Dichloroethene	< 0.231	ug/m3	0.231	0.734	1	TO-15		12/9/2020	CJR	1
1,2-Dichloropropane	< 0.28	ug/m3	0.28	0.89	1	TO-15		12/9/2020	CJR	1
trans-1,3-Dichloropropene	< 0.198	ug/m3	0.198	0.63	1	TO-15		12/9/2020	CJR	1
cis-1,3-Dichloropropene	< 0.234	ug/m3	0.234	0.745	1	TO-15		12/9/2020	CJR	1
1,2-Dichlorotetrafluoroethane	< 0.446	ug/m3	0.446	1.42	1	TO-15		12/9/2020	CJR	1
1,4-Dioxane	< 0.157	ug/m3	0.157	0.5	1	TO-15		12/9/2020	CJR	1
EDB (1,2-Dibromoethane)	< 0.342	ug/m3	0.342	1.09	1	TO-15		12/9/2020	CJR	1
Ethanol	67	ug/m3	0.152	0.482	1	TO-15		12/9/2020	CJR	1
Ethyl Acetate	< 0.176	ug/m3	0.176	0.559	1	TO-15		12/9/2020	CJR	1
Ethylbenzene	0.61 "J"	ug/m3	0.203	0.645	1	TO-15		12/9/2020	CJR	1
4-Ethyltoluene	0.294 "J"	ug/m3	0.214	0.681	1	TO-15		12/9/2020	CJR	1
Heptane	1.02	ug/m3	0.265	0.845	1	TO-15		12/9/2020	CJR	1
Hexachlorobutadiene	< 0.489	ug/m3	0.489	1.56	1	TO-15		12/9/2020	CJR	1
Hexane	0.88	ug/m3	0.235	0.748	1	TO-15		12/9/2020	CJR	1
2-Hexanone	0.49 "J"	ug/m3	0.222	0.707	1	TO-15		12/9/2020	CJR	1
Isopropyl Alcohol	4.1	ug/m3	0.109	0.347	1	TO-15		12/9/2020	CJR	1
Methyl ethyl ketone (MEK)	4.3	ug/m3	0.178	0.567	1	TO-15		12/9/2020	CJR	1
Methyl isobutyl ketone (MIBK)	0.86	ug/m3	0.168	0.536	1	TO-15		12/9/2020	CJR	1
Methyl Methacrylate	< 0.217	ug/m3	0.217	0.69	1	TO-15		12/9/2020	CJR	1
Methylene chloride	< 15	ug/m3	0.159	0.506	1	TO-15		12/9/2020	CJR	1

Project Name COMMUNITY WITHIN THE CORRIDOR
Project # 40420

Invoice # E38870

Lab Code 5038870Q
Sample ID SS-21
Sample Matrix Air
Sample Date 12/3/2020

	Result	Unit	LOD	LOQ	Dil	Method	Ext Date	Run Date	Analyst	Code
Methyl tert-butyl ether (MTBE)	< 0.16	ug/m3	0.16	0.509	1	TO-15		12/9/2020	CJR	1
Naphthalene	0.84 "J"	ug/m3	0.675	2.15	1	TO-15		12/9/2020	CJR	1
Propene	0.50	ug/m3	0.079	0.251	1	TO-15		12/9/2020	CJR	1
Styrene	0.89	ug/m3	0.181	0.577	1	TO-15		12/9/2020	CJR	1
1,1,2,2-Tetrachloroethane	< 0.325	ug/m3	0.325	1.03	1	TO-15		12/9/2020	CJR	1
Tetrachloroethene	1.09	ug/m3	0.278	0.884	1	TO-15		12/9/2020	CJR	1
Tetrahydrofuran	0.59	ug/m3	0.131	0.417	1	TO-15		12/9/2020	CJR	1
Toluene	2.37	ug/m3	0.184	0.585	1	TO-15		12/9/2020	CJR	1
1,2,4-Trichlorobenzene	< 0.657	ug/m3	0.657	2.09	1	TO-15		12/9/2020	CJR	1
1,1,1-Trichloroethane	20.9	ug/m3	0.249	0.793	1	TO-15		12/9/2020	CJR	1
1,1,2-Trichloroethane	< 0.258	ug/m3	0.258	0.822	1	TO-15		12/9/2020	CJR	1
Trichloroethene (TCE)	31.4	ug/m3	0.237	0.754	1	TO-15		12/9/2020	CJR	1
Trichlorofluoromethane	1.35	ug/m3	0.337	1.07	1	TO-15		12/9/2020	CJR	1
Trichlorotrifluoroethane	0.54 "J"	ug/m3	0.402	1.28	1	TO-15		12/9/2020	CJR	1
1,2,4-Trimethylbenzene	2.01	ug/m3	0.283	0.899	1	TO-15		12/9/2020	CJR	1
1,3,5-Trimethylbenzene	0.49 "J"	ug/m3	0.232	0.739	1	TO-15		12/9/2020	CJR	1
Vinyl acetate	< 0.203	ug/m3	0.203	0.645	1	TO-15		12/9/2020	CJR	1
Vinyl Chloride	< 0.148	ug/m3	0.148	0.472	1	TO-15		12/9/2020	CJR	1
m&p-Xylene	1.78	ug/m3	0.377	1.2	1	TO-15		12/9/2020	CJR	1
o-Xylene	0.82	ug/m3	0.218	0.695	1	TO-15		12/9/2020	CJR	1

Project Name COMMUNITY WITHIN THE CORRIDOR
Project # 40420

Invoice # E38870

Lab Code 5038870R
Sample ID SS-22
Sample Matrix Air
Sample Date 12/3/2020

	Result	Unit	LOD	LOQ	Dil	Method	Ext Date	Run Date	Analyst	Code
Organic										
Air Samples										
Acetone	15	ug/m3	0.299	0.95	1	TO-15		12/9/2020	CJR	1
Acrolein	< 0.094	ug/m3	0.094	0.299	1	TO-15		12/9/2020	CJR	1
Benzene	0.64	ug/m3	0.136	0.433	1	TO-15		12/9/2020	CJR	1
Benzyl Chloride	< 0.209	ug/m3	0.209	0.665	1	TO-15		12/9/2020	CJR	1
Bromodichloromethane	< 0.374	ug/m3	0.374	1.19	1	TO-15		12/9/2020	CJR	1
Bromoform	< 0.414	ug/m3	0.414	1.32	1	TO-15		12/9/2020	CJR	1
Bromomethane	< 0.2	ug/m3	0.2	0.637	1	TO-15		12/9/2020	CJR	1
1,3-Butadiene	< 0.143	ug/m3	0.143	0.454	1	TO-15		12/9/2020	CJR	1
Carbon Disulfide	1.56	ug/m3	0.138	0.44	1	TO-15		12/9/2020	CJR	1
Carbon Tetrachloride	< 0.307	ug/m3	0.307	0.978	1	TO-15		12/9/2020	CJR	1
Chlorobenzene	< 0.251	ug/m3	0.251	0.798	1	TO-15		12/9/2020	CJR	1
Chloroethane	< 0.159	ug/m3	0.159	0.507	1	TO-15		12/9/2020	CJR	1
Chloroform	< 0.3	ug/m3	0.3	0.953	1	TO-15		12/9/2020	CJR	1
Chloromethane	< 0.831	ug/m3	0.831	2.64	1	TO-15		12/9/2020	CJR	1
Cyclohexane	< 0.212	ug/m3	0.212	0.674	1	TO-15		12/9/2020	CJR	1
Dibromochloromethane	< 0.376	ug/m3	0.376	1.2	1	TO-15		12/9/2020	CJR	1
1,4-Dichlorobenzene	4.2	ug/m3	0.302	0.96	1	TO-15		12/9/2020	CJR	1
1,3-Dichlorobenzene	< 0.302	ug/m3	0.302	0.96	1	TO-15		12/9/2020	CJR	1
1,2-Dichlorobenzene	< 0.235	ug/m3	0.235	0.749	1	TO-15		12/9/2020	CJR	1
Dichlorodifluoromethane	1.98	ug/m3	0.263	0.836	1	TO-15		12/9/2020	CJR	1
1,2-Dichloroethane	< 0.24	ug/m3	0.24	0.763	1	TO-15		12/9/2020	CJR	1
1,1-Dichloroethane	< 0.187	ug/m3	0.187	0.596	1	TO-15		12/9/2020	CJR	1
1,1-Dichloroethene	< 0.21	ug/m3	0.21	0.668	1	TO-15		12/9/2020	CJR	1
cis-1,2-Dichloroethene	< 0.197	ug/m3	0.197	0.626	1	TO-15		12/9/2020	CJR	1
trans-1,2-Dichloroethene	< 0.231	ug/m3	0.231	0.734	1	TO-15		12/9/2020	CJR	1
1,2-Dichloropropane	< 0.28	ug/m3	0.28	0.89	1	TO-15		12/9/2020	CJR	1
trans-1,3-Dichloropropene	< 0.198	ug/m3	0.198	0.63	1	TO-15		12/9/2020	CJR	1
cis-1,3-Dichloropropene	< 0.234	ug/m3	0.234	0.745	1	TO-15		12/9/2020	CJR	1
1,2-Dichlorotetrafluoroethane	< 0.446	ug/m3	0.446	1.42	1	TO-15		12/9/2020	CJR	1
1,4-Dioxane	< 0.157	ug/m3	0.157	0.5	1	TO-15		12/9/2020	CJR	1
EDB (1,2-Dibromoethane)	< 0.342	ug/m3	0.342	1.09	1	TO-15		12/9/2020	CJR	1
Ethanol	69	ug/m3	0.152	0.482	1	TO-15		12/9/2020	CJR	1
Ethyl Acetate	< 0.176	ug/m3	0.176	0.559	1	TO-15		12/9/2020	CJR	1
Ethylbenzene	0.74	ug/m3	0.203	0.645	1	TO-15		12/9/2020	CJR	1
4-Ethyltoluene	< 0.214	ug/m3	0.214	0.681	1	TO-15		12/9/2020	CJR	1
Heptane	1.14	ug/m3	0.265	0.845	1	TO-15		12/9/2020	CJR	1
Hexachlorobutadiene	< 0.489	ug/m3	0.489	1.56	1	TO-15		12/9/2020	CJR	1
Hexane	0.85	ug/m3	0.235	0.748	1	TO-15		12/9/2020	CJR	1
2-Hexanone	0.45 "J"	ug/m3	0.222	0.707	1	TO-15		12/9/2020	CJR	1
Isopropyl Alcohol	2.73	ug/m3	0.109	0.347	1	TO-15		12/9/2020	CJR	1
Methyl ethyl ketone (MEK)	1.95	ug/m3	0.178	0.567	1	TO-15		12/9/2020	CJR	1
Methyl isobutyl ketone (MIBK)	0.41 "J"	ug/m3	0.168	0.536	1	TO-15		12/9/2020	CJR	1
Methyl Methacrylate	< 0.217	ug/m3	0.217	0.69	1	TO-15		12/9/2020	CJR	1
Methylene chloride	< 15	ug/m3	0.159	0.506	1	TO-15		12/9/2020	CJR	1

Project Name COMMUNITY WITHIN THE CORRIDOR
Project # 40420

Invoice # E38870

Lab Code 5038870R
Sample ID SS-22
Sample Matrix Air
Sample Date 12/3/2020

	Result	Unit	LOD	LOQ	Dil	Method	Ext Date	Run Date	Analyst	Code
Methyl tert-butyl ether (MTBE)	< 0.16	ug/m3	0.16	0.509	1	TO-15		12/9/2020	CJR	1
Naphthalene	< 0.675	ug/m3	0.675	2.15	1	TO-15		12/9/2020	CJR	1
Propene	6.8	ug/m3	0.079	0.251	1	TO-15		12/9/2020	CJR	1
Styrene	0.64	ug/m3	0.181	0.577	1	TO-15		12/9/2020	CJR	1
1,1,2,2-Tetrachloroethane	< 0.325	ug/m3	0.325	1.03	1	TO-15		12/9/2020	CJR	1
Tetrachloroethene	0.48 "J"	ug/m3	0.278	0.884	1	TO-15		12/9/2020	CJR	1
Tetrahydrofuran	< 0.131	ug/m3	0.131	0.417	1	TO-15		12/9/2020	CJR	1
Toluene	2.41	ug/m3	0.184	0.585	1	TO-15		12/9/2020	CJR	1
1,2,4-Trichlorobenzene	< 0.657	ug/m3	0.657	2.09	1	TO-15		12/9/2020	CJR	1
1,1,1-Trichloroethane	9.7	ug/m3	0.249	0.793	1	TO-15		12/9/2020	CJR	1
1,1,2-Trichloroethane	< 0.258	ug/m3	0.258	0.822	1	TO-15		12/9/2020	CJR	1
Trichloroethene (TCE)	51	ug/m3	0.237	0.754	1	TO-15		12/9/2020	CJR	1
Trichlorofluoromethane	1.69	ug/m3	0.337	1.07	1	TO-15		12/9/2020	CJR	1
Trichlorotrifluoroethane	0.54 "J"	ug/m3	0.402	1.28	1	TO-15		12/9/2020	CJR	1
1,2,4-Trimethylbenzene	0.93	ug/m3	0.283	0.899	1	TO-15		12/9/2020	CJR	1
1,3,5-Trimethylbenzene	< 0.232	ug/m3	0.232	0.739	1	TO-15		12/9/2020	CJR	1
Vinyl acetate	< 0.203	ug/m3	0.203	0.645	1	TO-15		12/9/2020	CJR	1
Vinyl Chloride	< 0.148	ug/m3	0.148	0.472	1	TO-15		12/9/2020	CJR	1
m&p-Xylene	1.56	ug/m3	0.377	1.2	1	TO-15		12/9/2020	CJR	1
o-Xylene	0.69 "J"	ug/m3	0.218	0.695	1	TO-15		12/9/2020	CJR	1

Project Name COMMUNITY WITHIN THE CORRIDOR
Project # 40420

Invoice # E38870

Lab Code 5038870S
Sample ID SS-23
Sample Matrix Air
Sample Date 12/3/2020

	Result	Unit	LOD	LOQ	Dil	Method	Ext Date	Run Date	Analyst	Code
Organic										
Air Samples										
Acetone	20.4	ug/m3	0.299	0.95	1	TO-15		12/9/2020	CJR	1
Acrolein	< 0.094	ug/m3	0.094	0.299	1	TO-15		12/9/2020	CJR	1
Benzene	0.38 "J"	ug/m3	0.136	0.433	1	TO-15		12/9/2020	CJR	1
Benzyl Chloride	< 0.209	ug/m3	0.209	0.665	1	TO-15		12/9/2020	CJR	1
Bromodichloromethane	< 0.374	ug/m3	0.374	1.19	1	TO-15		12/9/2020	CJR	1
Bromoform	< 0.414	ug/m3	0.414	1.32	1	TO-15		12/9/2020	CJR	1
Bromomethane	< 0.2	ug/m3	0.2	0.637	1	TO-15		12/9/2020	CJR	1
1,3-Butadiene	< 0.143	ug/m3	0.143	0.454	1	TO-15		12/9/2020	CJR	1
Carbon Disulfide	0.81	ug/m3	0.138	0.44	1	TO-15		12/9/2020	CJR	1
Carbon Tetrachloride	0.38 "J"	ug/m3	0.307	0.978	1	TO-15		12/9/2020	CJR	1
Chlorobenzene	< 0.251	ug/m3	0.251	0.798	1	TO-15		12/9/2020	CJR	1
Chloroethane	< 0.159	ug/m3	0.159	0.507	1	TO-15		12/9/2020	CJR	1
Chloroform	< 0.3	ug/m3	0.3	0.953	1	TO-15		12/9/2020	CJR	1
Chloromethane	< 0.831	ug/m3	0.831	2.64	1	TO-15		12/9/2020	CJR	1
Cyclohexane	< 0.212	ug/m3	0.212	0.674	1	TO-15		12/9/2020	CJR	1
Dibromochloromethane	< 0.376	ug/m3	0.376	1.2	1	TO-15		12/9/2020	CJR	1
1,4-Dichlorobenzene	5.1	ug/m3	0.302	0.96	1	TO-15		12/9/2020	CJR	1
1,3-Dichlorobenzene	< 0.302	ug/m3	0.302	0.96	1	TO-15		12/9/2020	CJR	1
1,2-Dichlorobenzene	< 0.235	ug/m3	0.235	0.749	1	TO-15		12/9/2020	CJR	1
Dichlorodifluoromethane	2.42	ug/m3	0.263	0.836	1	TO-15		12/9/2020	CJR	1
1,2-Dichloroethane	< 0.24	ug/m3	0.24	0.763	1	TO-15		12/9/2020	CJR	1
1,1-Dichloroethane	< 0.187	ug/m3	0.187	0.596	1	TO-15		12/9/2020	CJR	1
1,1-Dichloroethene	< 0.21	ug/m3	0.21	0.668	1	TO-15		12/9/2020	CJR	1
cis-1,2-Dichloroethene	< 0.197	ug/m3	0.197	0.626	1	TO-15		12/9/2020	CJR	1
trans-1,2-Dichloroethene	< 0.231	ug/m3	0.231	0.734	1	TO-15		12/9/2020	CJR	1
1,2-Dichloropropane	< 0.28	ug/m3	0.28	0.89	1	TO-15		12/9/2020	CJR	1
trans-1,3-Dichloropropene	< 0.198	ug/m3	0.198	0.63	1	TO-15		12/9/2020	CJR	1
cis-1,3-Dichloropropene	< 0.234	ug/m3	0.234	0.745	1	TO-15		12/9/2020	CJR	1
1,2-Dichlorotetrafluoroethane	< 0.446	ug/m3	0.446	1.42	1	TO-15		12/9/2020	CJR	1
1,4-Dioxane	< 0.157	ug/m3	0.157	0.5	1	TO-15		12/9/2020	CJR	1
EDB (1,2-Dibromoethane)	< 0.342	ug/m3	0.342	1.09	1	TO-15		12/9/2020	CJR	1
Ethanol	122	ug/m3	0.304	0.964	2	TO-15		12/10/2020	CJR	1
Ethyl Acetate	< 0.176	ug/m3	0.176	0.559	1	TO-15		12/9/2020	CJR	1
Ethylbenzene	0.87	ug/m3	0.203	0.645	1	TO-15		12/9/2020	CJR	1
4-Ethyltoluene	0.34 "J"	ug/m3	0.214	0.681	1	TO-15		12/9/2020	CJR	1
Heptane	0.78 "J"	ug/m3	0.265	0.845	1	TO-15		12/9/2020	CJR	1
Hexachlorobutadiene	< 0.489	ug/m3	0.489	1.56	1	TO-15		12/9/2020	CJR	1
Hexane	0.74 "J"	ug/m3	0.235	0.748	1	TO-15		12/9/2020	CJR	1
2-Hexanone	0.61 "J"	ug/m3	0.222	0.707	1	TO-15		12/9/2020	CJR	1
Isopropyl Alcohol	4.1	ug/m3	0.109	0.347	1	TO-15		12/9/2020	CJR	1
Methyl ethyl ketone (MEK)	3.6	ug/m3	0.178	0.567	1	TO-15		12/9/2020	CJR	1
Methyl isobutyl ketone (MIBK)	0.65	ug/m3	0.168	0.536	1	TO-15		12/9/2020	CJR	1
Methyl Methacrylate	< 0.217	ug/m3	0.217	0.69	1	TO-15		12/9/2020	CJR	1
Methylene chloride	< 15	ug/m3	0.159	0.506	1	TO-15		12/9/2020	CJR	1

Project Name COMMUNITY WITHIN THE CORRIDOR
Project # 40420

Invoice # E38870

Lab Code 5038870S
Sample ID SS-23
Sample Matrix Air
Sample Date 12/3/2020

	Result	Unit	LOD	LOQ	Dil	Method	Ext Date	Run Date	Analyst	Code
Methyl tert-butyl ether (MTBE)	< 0.16	ug/m3	0.16	0.509	1	TO-15		12/9/2020	CJR	1
Naphthalene	0.94 "J"	ug/m3	0.675	2.15	1	TO-15		12/9/2020	CJR	1
Propene	0.38	ug/m3	0.079	0.251	1	TO-15		12/9/2020	CJR	1
Styrene	1.66	ug/m3	0.181	0.577	1	TO-15		12/9/2020	CJR	1
1,1,2,2-Tetrachloroethane	< 0.325	ug/m3	0.325	1.03	1	TO-15		12/9/2020	CJR	1
Tetrachloroethene	7.4	ug/m3	0.278	0.884	1	TO-15		12/9/2020	CJR	1
Tetrahydrofuran	< 0.131	ug/m3	0.131	0.417	1	TO-15		12/9/2020	CJR	1
Toluene	2.67	ug/m3	0.184	0.585	1	TO-15		12/9/2020	CJR	1
1,2,4-Trichlorobenzene	< 0.657	ug/m3	0.657	2.09	1	TO-15		12/9/2020	CJR	1
1,1,1-Trichloroethane	17.7	ug/m3	0.249	0.793	1	TO-15		12/9/2020	CJR	1
1,1,2-Trichloroethane	< 0.258	ug/m3	0.258	0.822	1	TO-15		12/9/2020	CJR	1
Trichloroethene (TCE)	360	ug/m3	0.474	1.508	2	TO-15		12/10/2020	CJR	1
Trichlorofluoromethane	1.52	ug/m3	0.337	1.07	1	TO-15		12/9/2020	CJR	1
Trichlorotrifluoroethane	0.61 "J"	ug/m3	0.402	1.28	1	TO-15		12/9/2020	CJR	1
1,2,4-Trimethylbenzene	2.26	ug/m3	0.283	0.899	1	TO-15		12/9/2020	CJR	1
1,3,5-Trimethylbenzene	0.54 "J"	ug/m3	0.232	0.739	1	TO-15		12/9/2020	CJR	1
Vinyl acetate	< 0.203	ug/m3	0.203	0.645	1	TO-15		12/9/2020	CJR	1
Vinyl Chloride	< 0.148	ug/m3	0.148	0.472	1	TO-15		12/9/2020	CJR	1
m&p-Xylene	2.04	ug/m3	0.377	1.2	1	TO-15		12/9/2020	CJR	1
o-Xylene	0.95	ug/m3	0.218	0.695	1	TO-15		12/9/2020	CJR	1

Project Name COMMUNITY WITHIN THE CORRIDOR
Project # 40420

Invoice # E38870

Lab Code 5038870T
Sample ID SS-26
Sample Matrix Air
Sample Date 12/3/2020

	Result	Unit	LOD	LOQ	Dil	Method	Ext Date	Run Date	Analyst	Code
Organic										
Air Samples										
Acetone	17.9	ug/m3	0.299	0.95	1	TO-15		12/10/2020	CJR	1
Acrolein	< 0.094	ug/m3	0.094	0.299	1	TO-15		12/10/2020	CJR	1
Benzene	1.28	ug/m3	0.136	0.433	1	TO-15		12/10/2020	CJR	1
Benzyl Chloride	< 0.209	ug/m3	0.209	0.665	1	TO-15		12/10/2020	CJR	1
Bromodichloromethane	< 0.374	ug/m3	0.374	1.19	1	TO-15		12/10/2020	CJR	1
Bromoform	< 0.414	ug/m3	0.414	1.32	1	TO-15		12/10/2020	CJR	1
Bromomethane	< 0.2	ug/m3	0.2	0.637	1	TO-15		12/10/2020	CJR	1
1,3-Butadiene	< 0.143	ug/m3	0.143	0.454	1	TO-15		12/10/2020	CJR	1
Carbon Disulfide	0.96	ug/m3	0.138	0.44	1	TO-15		12/10/2020	CJR	1
Carbon Tetrachloride	0.5 "J"	ug/m3	0.307	0.978	1	TO-15		12/10/2020	CJR	1
Chlorobenzene	< 0.251	ug/m3	0.251	0.798	1	TO-15		12/10/2020	CJR	1
Chloroethane	< 0.159	ug/m3	0.159	0.507	1	TO-15		12/10/2020	CJR	1
Chloroform	10.8	ug/m3	0.3	0.953	1	TO-15		12/10/2020	CJR	1
Chloromethane	< 0.831	ug/m3	0.831	2.64	1	TO-15		12/10/2020	CJR	1
Cyclohexane	< 0.212	ug/m3	0.212	0.674	1	TO-15		12/10/2020	CJR	1
Dibromochloromethane	< 0.376	ug/m3	0.376	1.2	1	TO-15		12/10/2020	CJR	1
1,4-Dichlorobenzene	6.9	ug/m3	0.302	0.96	1	TO-15		12/10/2020	CJR	1
1,3-Dichlorobenzene	< 0.302	ug/m3	0.302	0.96	1	TO-15		12/10/2020	CJR	1
1,2-Dichlorobenzene	< 0.235	ug/m3	0.235	0.749	1	TO-15		12/10/2020	CJR	1
Dichlorodifluoromethane	3.2	ug/m3	0.263	0.836	1	TO-15		12/10/2020	CJR	1
1,2-Dichloroethane	< 0.24	ug/m3	0.24	0.763	1	TO-15		12/10/2020	CJR	1
1,1-Dichloroethane	< 0.187	ug/m3	0.187	0.596	1	TO-15		12/10/2020	CJR	1
1,1-Dichloroethene	< 0.21	ug/m3	0.21	0.668	1	TO-15		12/10/2020	CJR	1
cis-1,2-Dichloroethene	< 0.197	ug/m3	0.197	0.626	1	TO-15		12/10/2020	CJR	1
trans-1,2-Dichloroethene	0.238 "J"	ug/m3	0.231	0.734	1	TO-15		12/10/2020	CJR	1
1,2-Dichloropropane	< 0.28	ug/m3	0.28	0.89	1	TO-15		12/10/2020	CJR	1
trans-1,3-Dichloropropene	< 0.198	ug/m3	0.198	0.63	1	TO-15		12/10/2020	CJR	1
cis-1,3-Dichloropropene	< 0.234	ug/m3	0.234	0.745	1	TO-15		12/10/2020	CJR	1
1,2-Dichlorotetrafluoroethane	< 0.446	ug/m3	0.446	1.42	1	TO-15		12/10/2020	CJR	1
1,4-Dioxane	< 0.157	ug/m3	0.157	0.5	1	TO-15		12/10/2020	CJR	1
EDB (1,2-Dibromoethane)	< 0.342	ug/m3	0.342	1.09	1	TO-15		12/10/2020	CJR	1
Ethanol	56	ug/m3	0.152	0.482	1	TO-15		12/10/2020	CJR	1
Ethyl Acetate	< 0.176	ug/m3	0.176	0.559	1	TO-15		12/10/2020	CJR	1
Ethylbenzene	0.65	ug/m3	0.203	0.645	1	TO-15		12/10/2020	CJR	1
4-Ethyltoluene	0.294 "J"	ug/m3	0.214	0.681	1	TO-15		12/10/2020	CJR	1
Heptane	1.55	ug/m3	0.265	0.845	1	TO-15		12/10/2020	CJR	1
Hexachlorobutadiene	< 0.489	ug/m3	0.489	1.56	1	TO-15		12/10/2020	CJR	1
Hexane	1.83	ug/m3	0.235	0.748	1	TO-15		12/10/2020	CJR	1
2-Hexanone	0.65 "J"	ug/m3	0.222	0.707	1	TO-15		12/10/2020	CJR	1
Isopropyl Alcohol	2.78	ug/m3	0.109	0.347	1	TO-15		12/10/2020	CJR	1
Methyl ethyl ketone (MEK)	2.27	ug/m3	0.178	0.567	1	TO-15		12/10/2020	CJR	1
Methyl isobutyl ketone (MIBK)	0.82	ug/m3	0.168	0.536	1	TO-15		12/10/2020	CJR	1
Methyl Methacrylate	< 0.217	ug/m3	0.217	0.69	1	TO-15		12/10/2020	CJR	1
Methylene chloride	< 15	ug/m3	0.159	0.506	1	TO-15		12/10/2020	CJR	1

Project Name COMMUNITY WITHIN THE CORRIDOR
Project # 40420

Invoice # E38870

Lab Code 5038870T
Sample ID SS-26
Sample Matrix Air
Sample Date 12/3/2020

	Result	Unit	LOD	LOQ	Dil	Method	Ext Date	Run Date	Analyst	Code
Methyl tert-butyl ether (MTBE)	< 0.16	ug/m3	0.16	0.509	1	TO-15		12/10/2020	CJR	1
Naphthalene	< 0.675	ug/m3	0.675	2.15	1	TO-15		12/10/2020	CJR	1
Propene	1.07	ug/m3	0.079	0.251	1	TO-15		12/10/2020	CJR	1
Styrene	1.06	ug/m3	0.181	0.577	1	TO-15		12/10/2020	CJR	1
1,1,2,2-Tetrachloroethane	< 0.325	ug/m3	0.325	1.03	1	TO-15		12/10/2020	CJR	1
Tetrachloroethene	23.4	ug/m3	0.278	0.884	1	TO-15		12/10/2020	CJR	1
Tetrahydrofuran	< 0.131	ug/m3	0.131	0.417	1	TO-15		12/10/2020	CJR	1
Toluene	5.3	ug/m3	0.184	0.585	1	TO-15		12/10/2020	CJR	1
1,2,4-Trichlorobenzene	< 0.657	ug/m3	0.657	2.09	1	TO-15		12/10/2020	CJR	1
1,1,1-Trichloroethane	59	ug/m3	0.249	0.793	1	TO-15		12/10/2020	CJR	1
1,1,2-Trichloroethane	< 0.258	ug/m3	0.258	0.822	1	TO-15		12/10/2020	CJR	1
Trichloroethene (TCE)	6000	ug/m3	23.7	75.4	100	TO-15		12/10/2020	CJR	1
Trichlorofluoromethane	1.35	ug/m3	0.337	1.07	1	TO-15		12/10/2020	CJR	1
Trichlorotrifluoroethane	0.54 "J"	ug/m3	0.402	1.28	1	TO-15		12/10/2020	CJR	1
1,2,4-Trimethylbenzene	1.52	ug/m3	0.283	0.899	1	TO-15		12/10/2020	CJR	1
1,3,5-Trimethylbenzene	0.44 "J"	ug/m3	0.232	0.739	1	TO-15		12/10/2020	CJR	1
Vinyl acetate	< 0.203	ug/m3	0.203	0.645	1	TO-15		12/10/2020	CJR	1
Vinyl Chloride	< 0.148	ug/m3	0.148	0.472	1	TO-15		12/10/2020	CJR	1
m&p-Xylene	1.6	ug/m3	0.377	1.2	1	TO-15		12/10/2020	CJR	1
o-Xylene	0.74	ug/m3	0.218	0.695	1	TO-15		12/10/2020	CJR	1

Project Name COMMUNITY WITHIN THE CORRIDOR
Project # 40420

Invoice # E38870

Lab Code 5038870U
Sample ID SS-27
Sample Matrix Air
Sample Date 12/3/2020

	Result	Unit	LOD	LOQ	Dil	Method	Ext Date	Run Date	Analyst	Code
Organic										
Air Samples										
Acetone	22	ug/m3	0.299	0.95	1	TO-15		12/10/2020	CJR	1
Acrolein	< 0.094	ug/m3	0.094	0.299	1	TO-15		12/10/2020	CJR	1
Benzene	0.57	ug/m3	0.136	0.433	1	TO-15		12/10/2020	CJR	1
Benzyl Chloride	< 0.209	ug/m3	0.209	0.665	1	TO-15		12/10/2020	CJR	1
Bromodichloromethane	< 0.374	ug/m3	0.374	1.19	1	TO-15		12/10/2020	CJR	1
Bromoform	< 0.414	ug/m3	0.414	1.32	1	TO-15		12/10/2020	CJR	1
Bromomethane	< 0.2	ug/m3	0.2	0.637	1	TO-15		12/10/2020	CJR	1
1,3-Butadiene	< 0.143	ug/m3	0.143	0.454	1	TO-15		12/10/2020	CJR	1
Carbon Disulfide	0.68	ug/m3	0.138	0.44	1	TO-15		12/10/2020	CJR	1
Carbon Tetrachloride	0.44 "J"	ug/m3	0.307	0.978	1	TO-15		12/10/2020	CJR	1
Chlorobenzene	< 0.251	ug/m3	0.251	0.798	1	TO-15		12/10/2020	CJR	1
Chloroethane	< 0.159	ug/m3	0.159	0.507	1	TO-15		12/10/2020	CJR	1
Chloroform	4.2	ug/m3	0.3	0.953	1	TO-15		12/10/2020	CJR	1
Chloromethane	< 0.831	ug/m3	0.831	2.64	1	TO-15		12/10/2020	CJR	1
Cyclohexane	< 0.212	ug/m3	0.212	0.674	1	TO-15		12/10/2020	CJR	1
Dibromochloromethane	< 0.376	ug/m3	0.376	1.2	1	TO-15		12/10/2020	CJR	1
1,4-Dichlorobenzene	7.2	ug/m3	0.302	0.96	1	TO-15		12/10/2020	CJR	1
1,3-Dichlorobenzene	< 0.302	ug/m3	0.302	0.96	1	TO-15		12/10/2020	CJR	1
1,2-Dichlorobenzene	< 0.235	ug/m3	0.235	0.749	1	TO-15		12/10/2020	CJR	1
Dichlorodifluoromethane	2.67	ug/m3	0.263	0.836	1	TO-15		12/10/2020	CJR	1
1,2-Dichloroethane	< 0.24	ug/m3	0.24	0.763	1	TO-15		12/10/2020	CJR	1
1,1-Dichloroethane	0.20 "J"	ug/m3	0.187	0.596	1	TO-15		12/10/2020	CJR	1
1,1-Dichloroethene	< 0.21	ug/m3	0.21	0.668	1	TO-15		12/10/2020	CJR	1
cis-1,2-Dichloroethene	< 0.197	ug/m3	0.197	0.626	1	TO-15		12/10/2020	CJR	1
trans-1,2-Dichloroethene	< 0.231	ug/m3	0.231	0.734	1	TO-15		12/10/2020	CJR	1
1,2-Dichloropropane	< 0.28	ug/m3	0.28	0.89	1	TO-15		12/10/2020	CJR	1
trans-1,3-Dichloropropene	< 0.198	ug/m3	0.198	0.63	1	TO-15		12/10/2020	CJR	1
cis-1,3-Dichloropropene	< 0.234	ug/m3	0.234	0.745	1	TO-15		12/10/2020	CJR	1
1,2-Dichlorotetrafluoroethane	< 0.446	ug/m3	0.446	1.42	1	TO-15		12/10/2020	CJR	1
1,4-Dioxane	< 0.157	ug/m3	0.157	0.5	1	TO-15		12/10/2020	CJR	1
EDB (1,2-Dibromoethane)	< 0.342	ug/m3	0.342	1.09	1	TO-15		12/10/2020	CJR	1
Ethanol	138	ug/m3	3.04	9.64	20	TO-15		12/10/2020	CJR	1
Ethyl Acetate	< 0.176	ug/m3	0.176	0.559	1	TO-15		12/10/2020	CJR	1
Ethylbenzene	2.08	ug/m3	0.203	0.645	1	TO-15		12/10/2020	CJR	1
4-Ethyltoluene	1.28	ug/m3	0.214	0.681	1	TO-15		12/10/2020	CJR	1
Heptane	0.94	ug/m3	0.265	0.845	1	TO-15		12/10/2020	CJR	1
Hexachlorobutadiene	< 0.489	ug/m3	0.489	1.56	1	TO-15		12/10/2020	CJR	1
Hexane	1.06	ug/m3	0.235	0.748	1	TO-15		12/10/2020	CJR	1
2-Hexanone	0.49 "J"	ug/m3	0.222	0.707	1	TO-15		12/10/2020	CJR	1
Isopropyl Alcohol	2.09	ug/m3	0.109	0.347	1	TO-15		12/10/2020	CJR	1
Methyl ethyl ketone (MEK)	5.2	ug/m3	0.178	0.567	1	TO-15		12/10/2020	CJR	1
Methyl isobutyl ketone (MIBK)	0.74	ug/m3	0.168	0.536	1	TO-15		12/10/2020	CJR	1
Methyl Methacrylate	< 0.217	ug/m3	0.217	0.69	1	TO-15		12/10/2020	CJR	1
Methylene chloride	< 15	ug/m3	0.159	0.506	1	TO-15		12/10/2020	CJR	1

Project Name COMMUNITY WITHIN THE CORRIDOR
Project # 40420

Invoice # E38870

Lab Code 5038870U
Sample ID SS-27
Sample Matrix Air
Sample Date 12/3/2020

	Result	Unit	LOD	LOQ	Dil	Method	Ext Date	Run Date	Analyst	Code
Methyl tert-butyl ether (MTBE)	< 0.16	ug/m3	0.16	0.509	1	TO-15		12/10/2020	CJR	1
Naphthalene	0.89 "J"	ug/m3	0.675	2.15	1	TO-15		12/10/2020	CJR	1
Propene	0.52	ug/m3	0.079	0.251	1	TO-15		12/10/2020	CJR	1
Styrene	3.4	ug/m3	0.181	0.577	1	TO-15		12/10/2020	CJR	1
1,1,2,2-Tetrachloroethane	< 0.325	ug/m3	0.325	1.03	1	TO-15		12/10/2020	CJR	1
Tetrachloroethene	23.8	ug/m3	0.278	0.884	1	TO-15		12/10/2020	CJR	1
Tetrahydrofuran	< 0.131	ug/m3	0.131	0.417	1	TO-15		12/10/2020	CJR	1
Toluene	4.5	ug/m3	0.184	0.585	1	TO-15		12/10/2020	CJR	1
1,2,4-Trichlorobenzene	< 0.657	ug/m3	0.657	2.09	1	TO-15		12/10/2020	CJR	1
1,1,1-Trichloroethane	26.7	ug/m3	0.249	0.793	1	TO-15		12/10/2020	CJR	1
1,1,2-Trichloroethane	< 0.258	ug/m3	0.258	0.822	1	TO-15		12/10/2020	CJR	1
Trichloroethene (TCE)	3700	ug/m3	4.74	15.08	20	TO-15		12/10/2020	CJR	1
Trichlorofluoromethane	1.46	ug/m3	0.337	1.07	1	TO-15		12/10/2020	CJR	1
Trichlorotrifluoroethane	0.61 "J"	ug/m3	0.402	1.28	1	TO-15		12/10/2020	CJR	1
1,2,4-Trimethylbenzene	8.0	ug/m3	0.283	0.899	1	TO-15		12/10/2020	CJR	1
1,3,5-Trimethylbenzene	1.77	ug/m3	0.232	0.739	1	TO-15		12/10/2020	CJR	1
Vinyl acetate	< 0.203	ug/m3	0.203	0.645	1	TO-15		12/10/2020	CJR	1
Vinyl Chloride	< 0.148	ug/m3	0.148	0.472	1	TO-15		12/10/2020	CJR	1
m&p-Xylene	5.9	ug/m3	0.377	1.2	1	TO-15		12/10/2020	CJR	1
o-Xylene	2.34	ug/m3	0.218	0.695	1	TO-15		12/10/2020	CJR	1

Project Name COMMUNITY WITHIN THE CORRIDOR
Project # 40420

Invoice # E38870

Lab Code 5038870V
Sample ID SS-28
Sample Matrix Air
Sample Date 12/3/2020

	Result	Unit	LOD	LOQ	Dil	Method	Ext Date	Run Date	Analyst	Code
Organic										
Air Samples										
Acetone	143	ug/m3	0.598	1.9	2	TO-15		12/10/2020	CJR	1
Acrolein	< 0.094	ug/m3	0.094	0.299	1	TO-15		12/10/2020	CJR	1
Benzene	0.61	ug/m3	0.136	0.433	1	TO-15		12/10/2020	CJR	1
Benzyl Chloride	< 0.209	ug/m3	0.209	0.665	1	TO-15		12/10/2020	CJR	1
Bromodichloromethane	< 0.374	ug/m3	0.374	1.19	1	TO-15		12/10/2020	CJR	1
Bromoform	< 0.414	ug/m3	0.414	1.32	1	TO-15		12/10/2020	CJR	1
Bromomethane	< 0.2	ug/m3	0.2	0.637	1	TO-15		12/10/2020	CJR	1
1,3-Butadiene	< 0.143	ug/m3	0.143	0.454	1	TO-15		12/10/2020	CJR	1
Carbon Disulfide	13.8	ug/m3	0.138	0.44	1	TO-15		12/10/2020	CJR	1
Carbon Tetrachloride	< 0.307	ug/m3	0.307	0.978	1	TO-15		12/10/2020	CJR	1
Chlorobenzene	< 0.251	ug/m3	0.251	0.798	1	TO-15		12/10/2020	CJR	1
Chloroethane	0.66	ug/m3	0.159	0.507	1	TO-15		12/10/2020	CJR	1
Chloroform	0.78 "J"	ug/m3	0.3	0.953	1	TO-15		12/10/2020	CJR	1
Chloromethane	2.39 "J"	ug/m3	0.831	2.64	1	TO-15		12/10/2020	CJR	1
Cyclohexane	< 0.212	ug/m3	0.212	0.674	1	TO-15		12/10/2020	CJR	1
Dibromochloromethane	< 0.376	ug/m3	0.376	1.2	1	TO-15		12/10/2020	CJR	1
1,4-Dichlorobenzene	5.0	ug/m3	0.302	0.96	1	TO-15		12/10/2020	CJR	1
1,3-Dichlorobenzene	< 0.302	ug/m3	0.302	0.96	1	TO-15		12/10/2020	CJR	1
1,2-Dichlorobenzene	< 0.235	ug/m3	0.235	0.749	1	TO-15		12/10/2020	CJR	1
Dichlorodifluoromethane	2.32	ug/m3	0.263	0.836	1	TO-15		12/10/2020	CJR	1
1,2-Dichloroethane	< 0.24	ug/m3	0.24	0.763	1	TO-15		12/10/2020	CJR	1
1,1-Dichloroethane	< 0.187	ug/m3	0.187	0.596	1	TO-15		12/10/2020	CJR	1
1,1-Dichloroethene	< 0.21	ug/m3	0.21	0.668	1	TO-15		12/10/2020	CJR	1
cis-1,2-Dichloroethene	< 0.197	ug/m3	0.197	0.626	1	TO-15		12/10/2020	CJR	1
trans-1,2-Dichloroethene	< 0.231	ug/m3	0.231	0.734	1	TO-15		12/10/2020	CJR	1
1,2-Dichloropropane	< 0.28	ug/m3	0.28	0.89	1	TO-15		12/10/2020	CJR	1
trans-1,3-Dichloropropene	< 0.198	ug/m3	0.198	0.63	1	TO-15		12/10/2020	CJR	1
cis-1,3-Dichloropropene	< 0.234	ug/m3	0.234	0.745	1	TO-15		12/10/2020	CJR	1
1,2-Dichlorotetrafluoroethane	< 0.446	ug/m3	0.446	1.42	1	TO-15		12/10/2020	CJR	1
1,4-Dioxane	< 0.157	ug/m3	0.157	0.5	1	TO-15		12/10/2020	CJR	1
EDB (1,2-Dibromoethane)	< 0.342	ug/m3	0.342	1.09	1	TO-15		12/10/2020	CJR	1
Ethanol	102	ug/m3	0.304	0.964	2	TO-15		12/10/2020	CJR	1
Ethyl Acetate	< 0.176	ug/m3	0.176	0.559	1	TO-15		12/10/2020	CJR	1
Ethylbenzene	0.56 "J"	ug/m3	0.203	0.645	1	TO-15		12/10/2020	CJR	1
4-Ethyltoluene	< 0.214	ug/m3	0.214	0.681	1	TO-15		12/10/2020	CJR	1
Heptane	2.0	ug/m3	0.265	0.845	1	TO-15		12/10/2020	CJR	1
Hexachlorobutadiene	< 0.489	ug/m3	0.489	1.56	1	TO-15		12/10/2020	CJR	1
Hexane	1.27	ug/m3	0.235	0.748	1	TO-15		12/10/2020	CJR	1
2-Hexanone	1.06	ug/m3	0.222	0.707	1	TO-15		12/10/2020	CJR	1
Isopropyl Alcohol	7.2	ug/m3	0.109	0.347	1	TO-15		12/10/2020	CJR	1
Methyl ethyl ketone (MEK)	18.6	ug/m3	0.178	0.567	1	TO-15		12/10/2020	CJR	1
Methyl isobutyl ketone (MIBK)	1.1	ug/m3	0.168	0.536	1	TO-15		12/10/2020	CJR	1
Methyl Methacrylate	< 0.217	ug/m3	0.217	0.69	1	TO-15		12/10/2020	CJR	1
Methylene chloride	< 15	ug/m3	0.159	0.506	1	TO-15		12/10/2020	CJR	1

Project Name COMMUNITY WITHIN THE CORRIDOR
Project # 40420

Invoice # E38870

Lab Code 5038870V
Sample ID SS-28
Sample Matrix Air
Sample Date 12/3/2020

	Result	Unit	LOD	LOQ	Dil	Method	Ext Date	Run Date	Analyst	Code
Methyl tert-butyl ether (MTBE)	< 0.16	ug/m3	0.16	0.509	1	TO-15		12/10/2020	CJR	1
Naphthalene	< 0.675	ug/m3	0.675	2.15	1	TO-15		12/10/2020	CJR	1
Propene	6.0	ug/m3	0.079	0.251	1	TO-15		12/10/2020	CJR	1
Styrene	0.77	ug/m3	0.181	0.577	1	TO-15		12/10/2020	CJR	1
1,1,2,2-Tetrachloroethane	< 0.325	ug/m3	0.325	1.03	1	TO-15		12/10/2020	CJR	1
Tetrachloroethene	4.1	ug/m3	0.278	0.884	1	TO-15		12/10/2020	CJR	1
Tetrahydrofuran	< 0.131	ug/m3	0.131	0.417	1	TO-15		12/10/2020	CJR	1
Toluene	5.3	ug/m3	0.184	0.585	1	TO-15		12/10/2020	CJR	1
1,2,4-Trichlorobenzene	< 0.657	ug/m3	0.657	2.09	1	TO-15		12/10/2020	CJR	1
1,1,1-Trichloroethane	7.7	ug/m3	0.249	0.793	1	TO-15		12/10/2020	CJR	1
1,1,2-Trichloroethane	< 0.258	ug/m3	0.258	0.822	1	TO-15		12/10/2020	CJR	1
Trichloroethene (TCE)	250	ug/m3	0.474	1.508	2	TO-15		12/10/2020	CJR	1
Trichlorofluoromethane	1.74	ug/m3	0.337	1.07	1	TO-15		12/10/2020	CJR	1
Trichlorotrifluoroethane	0.54 "J"	ug/m3	0.402	1.28	1	TO-15		12/10/2020	CJR	1
1,2,4-Trimethylbenzene	1.62	ug/m3	0.283	0.899	1	TO-15		12/10/2020	CJR	1
1,3,5-Trimethylbenzene	0.49 "J"	ug/m3	0.232	0.739	1	TO-15		12/10/2020	CJR	1
Vinyl acetate	< 0.203	ug/m3	0.203	0.645	1	TO-15		12/10/2020	CJR	1
Vinyl Chloride	< 0.148	ug/m3	0.148	0.472	1	TO-15		12/10/2020	CJR	1
m&p-Xylene	1.56	ug/m3	0.377	1.2	1	TO-15		12/10/2020	CJR	1
o-Xylene	0.78	ug/m3	0.218	0.695	1	TO-15		12/10/2020	CJR	1

Project Name COMMUNITY WITHIN THE CORRIDOR
Project # 40420

Invoice # E38870

Lab Code 5038870W
Sample ID SS-29
Sample Matrix Air
Sample Date 12/3/2020

	Result	Unit	LOD	LOQ	Dil	Method	Ext Date	Run Date	Analyst	Code
Organic										
Air Samples										
Acetone	18.6	ug/m3	0.299	0.95	1	TO-15		12/10/2020	CJR	1
Acrolein	< 0.094	ug/m3	0.094	0.299	1	TO-15		12/10/2020	CJR	1
Benzene	0.77	ug/m3	0.136	0.433	1	TO-15		12/10/2020	CJR	1
Benzyl Chloride	< 0.209	ug/m3	0.209	0.665	1	TO-15		12/10/2020	CJR	1
Bromodichloromethane	< 0.374	ug/m3	0.374	1.19	1	TO-15		12/10/2020	CJR	1
Bromoform	< 0.414	ug/m3	0.414	1.32	1	TO-15		12/10/2020	CJR	1
Bromomethane	< 0.2	ug/m3	0.2	0.637	1	TO-15		12/10/2020	CJR	1
1,3-Butadiene	< 0.143	ug/m3	0.143	0.454	1	TO-15		12/10/2020	CJR	1
Carbon Disulfide	0.87	ug/m3	0.138	0.44	1	TO-15		12/10/2020	CJR	1
Carbon Tetrachloride	< 0.307	ug/m3	0.307	0.978	1	TO-15		12/10/2020	CJR	1
Chlorobenzene	< 0.251	ug/m3	0.251	0.798	1	TO-15		12/10/2020	CJR	1
Chloroethane	< 0.159	ug/m3	0.159	0.507	1	TO-15		12/10/2020	CJR	1
Chloroform	< 0.3	ug/m3	0.3	0.953	1	TO-15		12/10/2020	CJR	1
Chloromethane	< 0.831	ug/m3	0.831	2.64	1	TO-15		12/10/2020	CJR	1
Cyclohexane	< 0.212	ug/m3	0.212	0.674	1	TO-15		12/10/2020	CJR	1
Dibromochloromethane	< 0.376	ug/m3	0.376	1.2	1	TO-15		12/10/2020	CJR	1
1,4-Dichlorobenzene	6.3	ug/m3	0.302	0.96	1	TO-15		12/10/2020	CJR	1
1,3-Dichlorobenzene	< 0.302	ug/m3	0.302	0.96	1	TO-15		12/10/2020	CJR	1
1,2-Dichlorobenzene	< 0.235	ug/m3	0.235	0.749	1	TO-15		12/10/2020	CJR	1
Dichlorodifluoromethane	2.37	ug/m3	0.263	0.836	1	TO-15		12/10/2020	CJR	1
1,2-Dichloroethane	< 0.24	ug/m3	0.24	0.763	1	TO-15		12/10/2020	CJR	1
1,1-Dichloroethane	< 0.187	ug/m3	0.187	0.596	1	TO-15		12/10/2020	CJR	1
1,1-Dichloroethene	< 0.21	ug/m3	0.21	0.668	1	TO-15		12/10/2020	CJR	1
cis-1,2-Dichloroethene	< 0.197	ug/m3	0.197	0.626	1	TO-15		12/10/2020	CJR	1
trans-1,2-Dichloroethene	< 0.231	ug/m3	0.231	0.734	1	TO-15		12/10/2020	CJR	1
1,2-Dichloropropane	< 0.28	ug/m3	0.28	0.89	1	TO-15		12/10/2020	CJR	1
trans-1,3-Dichloropropene	< 0.198	ug/m3	0.198	0.63	1	TO-15		12/10/2020	CJR	1
cis-1,3-Dichloropropene	< 0.234	ug/m3	0.234	0.745	1	TO-15		12/10/2020	CJR	1
1,2-Dichlorotetrafluoroethane	< 0.446	ug/m3	0.446	1.42	1	TO-15		12/10/2020	CJR	1
1,4-Dioxane	< 0.157	ug/m3	0.157	0.5	1	TO-15		12/10/2020	CJR	1
EDB (1,2-Dibromoethane)	< 0.342	ug/m3	0.342	1.09	1	TO-15		12/10/2020	CJR	1
Ethanol	42	ug/m3	0.152	0.482	1	TO-15		12/10/2020	CJR	1
Ethyl Acetate	< 0.176	ug/m3	0.176	0.559	1	TO-15		12/10/2020	CJR	1
Ethylbenzene	0.48 "J"	ug/m3	0.203	0.645	1	TO-15		12/10/2020	CJR	1
4-Ethyltoluene	< 0.214	ug/m3	0.214	0.681	1	TO-15		12/10/2020	CJR	1
Heptane	1.84	ug/m3	0.265	0.845	1	TO-15		12/10/2020	CJR	1
Hexachlorobutadiene	< 0.489	ug/m3	0.489	1.56	1	TO-15		12/10/2020	CJR	1
Hexane	0.53 "J"	ug/m3	0.235	0.748	1	TO-15		12/10/2020	CJR	1
2-Hexanone	1.84	ug/m3	0.222	0.707	1	TO-15		12/10/2020	CJR	1
Isopropyl Alcohol	2.43	ug/m3	0.109	0.347	1	TO-15		12/10/2020	CJR	1
Methyl ethyl ketone (MEK)	3.6	ug/m3	0.178	0.567	1	TO-15		12/10/2020	CJR	1
Methyl isobutyl ketone (MIBK)	1.15	ug/m3	0.168	0.536	1	TO-15		12/10/2020	CJR	1
Methyl Methacrylate	< 0.217	ug/m3	0.217	0.69	1	TO-15		12/10/2020	CJR	1
Methylene chloride	< 15	ug/m3	0.159	0.506	1	TO-15		12/10/2020	CJR	1

Project Name COMMUNITY WITHIN THE CORRIDOR
Project # 40420

Invoice # E38870

Lab Code 5038870W
Sample ID SS-29
Sample Matrix Air
Sample Date 12/3/2020

	Result	Unit	LOD	LOQ	Dil	Method	Ext Date	Run Date	Analyst	Code
Methyl tert-butyl ether (MTBE)	< 0.16	ug/m3	0.16	0.509	1	TO-15		12/10/2020	CJR	1
Naphthalene	< 0.675	ug/m3	0.675	2.15	1	TO-15		12/10/2020	CJR	1
Propene	0.43	ug/m3	0.079	0.251	1	TO-15		12/10/2020	CJR	1
Styrene	0.77	ug/m3	0.181	0.577	1	TO-15		12/10/2020	CJR	1
1,1,2,2-Tetrachloroethane	< 0.325	ug/m3	0.325	1.03	1	TO-15		12/10/2020	CJR	1
Tetrachloroethene	< 0.278	ug/m3	0.278	0.884	1	TO-15		12/10/2020	CJR	1
Tetrahydrofuran	< 0.131	ug/m3	0.131	0.417	1	TO-15		12/10/2020	CJR	1
Toluene	4.9	ug/m3	0.184	0.585	1	TO-15		12/10/2020	CJR	1
1,2,4-Trichlorobenzene	< 0.657	ug/m3	0.657	2.09	1	TO-15		12/10/2020	CJR	1
1,1,1-Trichloroethane	6.6	ug/m3	0.249	0.793	1	TO-15		12/10/2020	CJR	1
1,1,2-Trichloroethane	< 0.258	ug/m3	0.258	0.822	1	TO-15		12/10/2020	CJR	1
Trichloroethene (TCE)	6.5	ug/m3	0.237	0.754	1	TO-15		12/10/2020	CJR	1
Trichlorofluoromethane	1.57	ug/m3	0.337	1.07	1	TO-15		12/10/2020	CJR	1
Trichlorotrifluoroethane	0.54 "J"	ug/m3	0.402	1.28	1	TO-15		12/10/2020	CJR	1
1,2,4-Trimethylbenzene	1.13	ug/m3	0.283	0.899	1	TO-15		12/10/2020	CJR	1
1,3,5-Trimethylbenzene	0.294 "J"	ug/m3	0.232	0.739	1	TO-15		12/10/2020	CJR	1
Vinyl acetate	< 0.203	ug/m3	0.203	0.645	1	TO-15		12/10/2020	CJR	1
Vinyl Chloride	< 0.148	ug/m3	0.148	0.472	1	TO-15		12/10/2020	CJR	1
m&p-Xylene	1.21	ug/m3	0.377	1.2	1	TO-15		12/10/2020	CJR	1
o-Xylene	0.56 "J"	ug/m3	0.218	0.695	1	TO-15		12/10/2020	CJR	1

Project Name COMMUNITY WITHIN THE CORRIDOR
Project # 40420

Invoice # E38870

Lab Code 5038870X
Sample ID SS-30
Sample Matrix Air
Sample Date 12/3/2020

	Result	Unit	LOD	LOQ	Dil	Method	Ext Date	Run Date	Analyst	Code
Organic										
Air Samples										
Acetone	18.9	ug/m3	0.299	0.95	1	TO-15		12/10/2020	CJR	1
Acrolein	< 0.094	ug/m3	0.094	0.299	1	TO-15		12/10/2020	CJR	1
Benzene	2.27	ug/m3	0.136	0.433	1	TO-15		12/10/2020	CJR	1
Benzyl Chloride	< 0.209	ug/m3	0.209	0.665	1	TO-15		12/10/2020	CJR	1
Bromodichloromethane	< 0.374	ug/m3	0.374	1.19	1	TO-15		12/10/2020	CJR	1
Bromoform	< 0.414	ug/m3	0.414	1.32	1	TO-15		12/10/2020	CJR	1
Bromomethane	< 0.2	ug/m3	0.2	0.637	1	TO-15		12/10/2020	CJR	1
1,3-Butadiene	< 0.143	ug/m3	0.143	0.454	1	TO-15		12/10/2020	CJR	1
Carbon Disulfide	60	ug/m3	0.138	0.44	1	TO-15		12/10/2020	CJR	1
Carbon Tetrachloride	< 0.307	ug/m3	0.307	0.978	1	TO-15		12/10/2020	CJR	1
Chlorobenzene	0.277 "J"	ug/m3	0.251	0.798	1	TO-15		12/10/2020	CJR	1
Chloroethane	< 0.159	ug/m3	0.159	0.507	1	TO-15		12/10/2020	CJR	1
Chloroform	0.49 "J"	ug/m3	0.3	0.953	1	TO-15		12/10/2020	CJR	1
Chloromethane	< 0.831	ug/m3	0.831	2.64	1	TO-15		12/10/2020	CJR	1
Cyclohexane	< 0.212	ug/m3	0.212	0.674	1	TO-15		12/10/2020	CJR	1
Dibromochloromethane	< 0.376	ug/m3	0.376	1.2	1	TO-15		12/10/2020	CJR	1
1,4-Dichlorobenzene	3.8	ug/m3	0.302	0.96	1	TO-15		12/10/2020	CJR	1
1,3-Dichlorobenzene	< 0.302	ug/m3	0.302	0.96	1	TO-15		12/10/2020	CJR	1
1,2-Dichlorobenzene	< 0.235	ug/m3	0.235	0.749	1	TO-15		12/10/2020	CJR	1
Dichlorodifluoromethane	2.67	ug/m3	0.263	0.836	1	TO-15		12/10/2020	CJR	1
1,2-Dichloroethane	< 0.24	ug/m3	0.24	0.763	1	TO-15		12/10/2020	CJR	1
1,1-Dichloroethane	< 0.187	ug/m3	0.187	0.596	1	TO-15		12/10/2020	CJR	1
1,1-Dichloroethene	< 0.21	ug/m3	0.21	0.668	1	TO-15		12/10/2020	CJR	1
cis-1,2-Dichloroethene	< 0.197	ug/m3	0.197	0.626	1	TO-15		12/10/2020	CJR	1
trans-1,2-Dichloroethene	< 0.231	ug/m3	0.231	0.734	1	TO-15		12/10/2020	CJR	1
1,2-Dichloropropane	< 0.28	ug/m3	0.28	0.89	1	TO-15		12/10/2020	CJR	1
trans-1,3-Dichloropropene	< 0.198	ug/m3	0.198	0.63	1	TO-15		12/10/2020	CJR	1
cis-1,3-Dichloropropene	< 0.234	ug/m3	0.234	0.745	1	TO-15		12/10/2020	CJR	1
1,2-Dichlorotetrafluoroethane	< 0.446	ug/m3	0.446	1.42	1	TO-15		12/10/2020	CJR	1
1,4-Dioxane	< 0.157	ug/m3	0.157	0.5	1	TO-15		12/10/2020	CJR	1
EDB (1,2-Dibromoethane)	< 0.342	ug/m3	0.342	1.09	1	TO-15		12/10/2020	CJR	1
Ethanol	0.9	ug/m3	0.152	0.482	1	TO-15		12/10/2020	CJR	1
Ethyl Acetate	< 0.176	ug/m3	0.176	0.559	1	TO-15		12/10/2020	CJR	1
Ethylbenzene	1.13	ug/m3	0.203	0.645	1	TO-15		12/10/2020	CJR	1
4-Ethyltoluene	0.245 "J"	ug/m3	0.214	0.681	1	TO-15		12/10/2020	CJR	1
Heptane	3.03	ug/m3	0.265	0.845	1	TO-15		12/10/2020	CJR	1
Hexachlorobutadiene	< 0.489	ug/m3	0.489	1.56	1	TO-15		12/10/2020	CJR	1
Hexane	1.59	ug/m3	0.235	0.748	1	TO-15		12/10/2020	CJR	1
2-Hexanone	< 0.222	ug/m3	0.222	0.707	1	TO-15		12/10/2020	CJR	1
Isopropyl Alcohol	0.66	ug/m3	0.109	0.347	1	TO-15		12/10/2020	CJR	1
Methyl ethyl ketone (MEK)	1.89	ug/m3	0.178	0.567	1	TO-15		12/10/2020	CJR	1
Methyl isobutyl ketone (MIBK)	0.33 "J"	ug/m3	0.168	0.536	1	TO-15		12/10/2020	CJR	1
Methyl Methacrylate	< 0.217	ug/m3	0.217	0.69	1	TO-15		12/10/2020	CJR	1
Methylene chloride	< 15	ug/m3	0.159	0.506	1	TO-15		12/10/2020	CJR	1

Project Name COMMUNITY WITHIN THE CORRIDOR
Project # 40420

Invoice # E38870

Lab Code 5038870X
Sample ID SS-30
Sample Matrix Air
Sample Date 12/3/2020

	Result	Unit	LOD	LOQ	Dil	Method	Ext Date	Run Date	Analyst	Code
Methyl tert-butyl ether (MTBE)	0.18 "J"	ug/m3	0.16	0.509	1	TO-15		12/10/2020	CJR	1
Naphthalene	< 0.675	ug/m3	0.675	2.15	1	TO-15		12/10/2020	CJR	1
Propene	6.1	ug/m3	0.079	0.251	1	TO-15		12/10/2020	CJR	1
Styrene	0.98	ug/m3	0.181	0.577	1	TO-15		12/10/2020	CJR	1
1,1,2,2-Tetrachloroethane	< 0.325	ug/m3	0.325	1.03	1	TO-15		12/10/2020	CJR	1
Tetrachloroethene	9.4	ug/m3	0.278	0.884	1	TO-15		12/10/2020	CJR	1
Tetrahydrofuran	0.59	ug/m3	0.131	0.417	1	TO-15		12/10/2020	CJR	1
Toluene	7.3	ug/m3	0.184	0.585	1	TO-15		12/10/2020	CJR	1
1,2,4-Trichlorobenzene	< 0.657	ug/m3	0.657	2.09	1	TO-15		12/10/2020	CJR	1
1,1,1-Trichloroethane	2.61	ug/m3	0.249	0.793	1	TO-15		12/10/2020	CJR	1
1,1,2-Trichloroethane	< 0.258	ug/m3	0.258	0.822	1	TO-15		12/10/2020	CJR	1
Trichloroethene (TCE)	6.3	ug/m3	0.237	0.754	1	TO-15		12/10/2020	CJR	1
Trichlorofluoromethane	1.63	ug/m3	0.337	1.07	1	TO-15		12/10/2020	CJR	1
Trichlorotrifluoroethane	0.54 "J"	ug/m3	0.402	1.28	1	TO-15		12/10/2020	CJR	1
1,2,4-Trimethylbenzene	1.18	ug/m3	0.283	0.899	1	TO-15		12/10/2020	CJR	1
1,3,5-Trimethylbenzene	0.34 "J"	ug/m3	0.232	0.739	1	TO-15		12/10/2020	CJR	1
Vinyl acetate	< 0.203	ug/m3	0.203	0.645	1	TO-15		12/10/2020	CJR	1
Vinyl Chloride	< 0.148	ug/m3	0.148	0.472	1	TO-15		12/10/2020	CJR	1
m&p-Xylene	2.34	ug/m3	0.377	1.2	1	TO-15		12/10/2020	CJR	1
o-Xylene	1.04	ug/m3	0.218	0.695	1	TO-15		12/10/2020	CJR	1

Project Name COMMUNITY WITHIN THE CORRIDOR
 Project # 40420

Invoice # E38870

Lab Code 5038870Y
 Sample ID SS-31
 Sample Matrix Air
 Sample Date 12/3/2020

	Result	Unit	LOD	LOQ	Dil	Method	Ext Date	Run Date	Analyst	Code
Organic										
Air Samples										
Acetone	63	ug/m3	0.299	0.95	1	TO-15		12/11/2020	CJR	1
Acrolein	< 0.094	ug/m3	0.094	0.299	1	TO-15		12/11/2020	CJR	1
Benzene	0.57	ug/m3	0.136	0.433	1	TO-15		12/11/2020	CJR	1
Benzyl Chloride	< 0.209	ug/m3	0.209	0.665	1	TO-15		12/11/2020	CJR	1
Bromodichloromethane	< 0.374	ug/m3	0.374	1.19	1	TO-15		12/11/2020	CJR	1
Bromoform	< 0.414	ug/m3	0.414	1.32	1	TO-15		12/11/2020	CJR	1
Bromomethane	< 0.2	ug/m3	0.2	0.637	1	TO-15		12/11/2020	CJR	1
1,3-Butadiene	< 0.143	ug/m3	0.143	0.454	1	TO-15		12/11/2020	CJR	1
Carbon Disulfide	3.08	ug/m3	0.138	0.44	1	TO-15		12/11/2020	CJR	1
Carbon Tetrachloride	< 0.307	ug/m3	0.307	0.978	1	TO-15		12/11/2020	CJR	1
Chlorobenzene	< 0.251	ug/m3	0.251	0.798	1	TO-15		12/11/2020	CJR	1
Chloroethane	< 0.159	ug/m3	0.159	0.507	1	TO-15		12/11/2020	CJR	1
Chloroform	< 0.3	ug/m3	0.3	0.953	1	TO-15		12/11/2020	CJR	1
Chloromethane	< 0.831	ug/m3	0.831	2.64	1	TO-15		12/11/2020	CJR	1
Cyclohexane	< 0.212	ug/m3	0.212	0.674	1	TO-15		12/11/2020	CJR	1
Dibromochloromethane	< 0.376	ug/m3	0.376	1.2	1	TO-15		12/11/2020	CJR	1
1,4-Dichlorobenzene	2.4	ug/m3	0.302	0.96	1	TO-15		12/11/2020	CJR	1
1,3-Dichlorobenzene	< 0.302	ug/m3	0.302	0.96	1	TO-15		12/11/2020	CJR	1
1,2-Dichlorobenzene	< 0.235	ug/m3	0.235	0.749	1	TO-15		12/11/2020	CJR	1
Dichlorodifluoromethane	1.19	ug/m3	0.263	0.836	1	TO-15		12/11/2020	CJR	1
1,2-Dichloroethane	< 0.24	ug/m3	0.24	0.763	1	TO-15		12/11/2020	CJR	1
1,1-Dichloroethane	< 0.187	ug/m3	0.187	0.596	1	TO-15		12/11/2020	CJR	1
1,1-Dichloroethene	< 0.21	ug/m3	0.21	0.668	1	TO-15		12/11/2020	CJR	1
cis-1,2-Dichloroethene	< 0.197	ug/m3	0.197	0.626	1	TO-15		12/11/2020	CJR	1
trans-1,2-Dichloroethene	< 0.231	ug/m3	0.231	0.734	1	TO-15		12/11/2020	CJR	1
1,2-Dichloropropane	< 0.28	ug/m3	0.28	0.89	1	TO-15		12/11/2020	CJR	1
trans-1,3-Dichloropropene	< 0.198	ug/m3	0.198	0.63	1	TO-15		12/11/2020	CJR	1
cis-1,3-Dichloropropene	< 0.234	ug/m3	0.234	0.745	1	TO-15		12/11/2020	CJR	1
1,2-Dichlorotetrafluoroethane	< 0.446	ug/m3	0.446	1.42	1	TO-15		12/11/2020	CJR	1
1,4-Dioxane	< 0.157	ug/m3	0.157	0.5	1	TO-15		12/11/2020	CJR	1
EDB (1,2-Dibromoethane)	< 0.342	ug/m3	0.342	1.09	1	TO-15		12/11/2020	CJR	1
Ethanol	1.11	ug/m3	0.152	0.482	1	TO-15		12/11/2020	CJR	1
Ethyl Acetate	< 0.176	ug/m3	0.176	0.559	1	TO-15		12/11/2020	CJR	1
Ethylbenzene	0.35 "J"	ug/m3	0.203	0.645	1	TO-15		12/11/2020	CJR	1
4-Ethyltoluene	< 0.214	ug/m3	0.214	0.681	1	TO-15		12/11/2020	CJR	1
Heptane	1.06	ug/m3	0.265	0.845	1	TO-15		12/11/2020	CJR	1
Hexachlorobutadiene	< 0.489	ug/m3	0.489	1.56	1	TO-15		12/11/2020	CJR	1
Hexane	< 0.235	ug/m3	0.235	0.748	1	TO-15		12/11/2020	CJR	1
2-Hexanone	0.49 "J"	ug/m3	0.222	0.707	1	TO-15		12/11/2020	CJR	1
Isopropyl Alcohol	0.39	ug/m3	0.109	0.347	1	TO-15		12/11/2020	CJR	1
Methyl ethyl ketone (MEK)	11.2	ug/m3	0.178	0.567	1	TO-15		12/11/2020	CJR	1
Methyl isobutyl ketone (MIBK)	1.47	ug/m3	0.168	0.536	1	TO-15		12/11/2020	CJR	1
Methyl Methacrylate	< 0.217	ug/m3	0.217	0.69	1	TO-15		12/11/2020	CJR	1
Methylene chloride	< 15	ug/m3	0.159	0.506	1	TO-15		12/11/2020	CJR	1

Project Name COMMUNITY WITHIN THE CORRIDOR
Project # 40420

Invoice # E38870

Lab Code 5038870Y
Sample ID SS-31
Sample Matrix Air
Sample Date 12/3/2020

	Result	Unit	LOD	LOQ	Dil	Method	Ext Date	Run Date	Analyst	Code
Methyl tert-butyl ether (MTBE)	< 0.16	ug/m3	0.16	0.509	1	TO-15		12/11/2020	CJR	1
Naphthalene	< 0.675	ug/m3	0.675	2.15	1	TO-15		12/11/2020	CJR	1
Propene	3.8	ug/m3	0.079	0.251	1	TO-15		12/11/2020	CJR	1
Styrene	0.47 "J"	ug/m3	0.181	0.577	1	TO-15		12/11/2020	CJR	1
1,1,2,2-Tetrachloroethane	< 0.325	ug/m3	0.325	1.03	1	TO-15		12/11/2020	CJR	1
Tetrachloroethene	0.88 "J"	ug/m3	0.278	0.884	1	TO-15		12/11/2020	CJR	1
Tetrahydrofuran	0.71	ug/m3	0.131	0.417	1	TO-15		12/11/2020	CJR	1
Toluene	2.86	ug/m3	0.184	0.585	1	TO-15		12/11/2020	CJR	1
1,2,4-Trichlorobenzene	< 0.657	ug/m3	0.657	2.09	1	TO-15		12/11/2020	CJR	1
1,1,1-Trichloroethane	1.09	ug/m3	0.249	0.793	1	TO-15		12/11/2020	CJR	1
1,1,2-Trichloroethane	< 0.258	ug/m3	0.258	0.822	1	TO-15		12/11/2020	CJR	1
Trichloroethene (TCE)	3.6	ug/m3	0.237	0.754	1	TO-15		12/11/2020	CJR	1
Trichlorofluoromethane	0.62 "J"	ug/m3	0.337	1.07	1	TO-15		12/11/2020	CJR	1
Trichlorotrifluoroethane	< 0.402	ug/m3	0.402	1.28	1	TO-15		12/11/2020	CJR	1
1,2,4-Trimethylbenzene	0.54 "J"	ug/m3	0.283	0.899	1	TO-15		12/11/2020	CJR	1
1,3,5-Trimethylbenzene	< 0.232	ug/m3	0.232	0.739	1	TO-15		12/11/2020	CJR	1
Vinyl acetate	< 0.203	ug/m3	0.203	0.645	1	TO-15		12/11/2020	CJR	1
Vinyl Chloride	< 0.148	ug/m3	0.148	0.472	1	TO-15		12/11/2020	CJR	1
m&p-Xylene	1.17 "J"	ug/m3	0.377	1.2	1	TO-15		12/11/2020	CJR	1
o-Xylene	0.39 "J"	ug/m3	0.218	0.695	1	TO-15		12/11/2020	CJR	1

Project Name COMMUNITY WITHIN THE CORRIDOR
Project # 40420

Invoice # E38870

Lab Code 5038870Z
Sample ID SS-32
Sample Matrix Air
Sample Date 12/3/2020

	Result	Unit	LOD	LOQ	Dil	Method	Ext Date	Run Date	Analyst	Code
Organic										
Air Samples										
Acetone	9.6	ug/m3	0.299	0.95	1	TO-15		12/11/2020	CJR	1
Acrolein	< 0.094	ug/m3	0.094	0.299	1	TO-15		12/11/2020	CJR	1
Benzene	0.45	ug/m3	0.136	0.433	1	TO-15		12/11/2020	CJR	1
Benzyl Chloride	< 0.209	ug/m3	0.209	0.665	1	TO-15		12/11/2020	CJR	1
Bromodichloromethane	< 0.374	ug/m3	0.374	1.19	1	TO-15		12/11/2020	CJR	1
Bromoform	< 0.414	ug/m3	0.414	1.32	1	TO-15		12/11/2020	CJR	1
Bromomethane	< 0.2	ug/m3	0.2	0.637	1	TO-15		12/11/2020	CJR	1
1,3-Butadiene	< 0.143	ug/m3	0.143	0.454	1	TO-15		12/11/2020	CJR	1
Carbon Disulfide	0.40 "J"	ug/m3	0.138	0.44	1	TO-15		12/11/2020	CJR	1
Carbon Tetrachloride	< 0.307	ug/m3	0.307	0.978	1	TO-15		12/11/2020	CJR	1
Chlorobenzene	< 0.251	ug/m3	0.251	0.798	1	TO-15		12/11/2020	CJR	1
Chloroethane	< 0.159	ug/m3	0.159	0.507	1	TO-15		12/11/2020	CJR	1
Chloroform	< 0.3	ug/m3	0.3	0.953	1	TO-15		12/11/2020	CJR	1
Chloromethane	< 0.831	ug/m3	0.831	2.64	1	TO-15		12/11/2020	CJR	1
Cyclohexane	< 0.212	ug/m3	0.212	0.674	1	TO-15		12/11/2020	CJR	1
Dibromochloromethane	< 0.376	ug/m3	0.376	1.2	1	TO-15		12/11/2020	CJR	1
1,4-Dichlorobenzene	6.7	ug/m3	0.302	0.96	1	TO-15		12/11/2020	CJR	1
1,3-Dichlorobenzene	< 0.302	ug/m3	0.302	0.96	1	TO-15		12/11/2020	CJR	1
1,2-Dichlorobenzene	< 0.235	ug/m3	0.235	0.749	1	TO-15		12/11/2020	CJR	1
Dichlorodifluoromethane	2.18	ug/m3	0.263	0.836	1	TO-15		12/11/2020	CJR	1
1,2-Dichloroethane	< 0.24	ug/m3	0.24	0.763	1	TO-15		12/11/2020	CJR	1
1,1-Dichloroethane	< 0.187	ug/m3	0.187	0.596	1	TO-15		12/11/2020	CJR	1
1,1-Dichloroethene	< 0.21	ug/m3	0.21	0.668	1	TO-15		12/11/2020	CJR	1
cis-1,2-Dichloroethene	< 0.197	ug/m3	0.197	0.626	1	TO-15		12/11/2020	CJR	1
trans-1,2-Dichloroethene	< 0.231	ug/m3	0.231	0.734	1	TO-15		12/11/2020	CJR	1
1,2-Dichloropropane	< 0.28	ug/m3	0.28	0.89	1	TO-15		12/11/2020	CJR	1
trans-1,3-Dichloropropene	< 0.198	ug/m3	0.198	0.63	1	TO-15		12/11/2020	CJR	1
cis-1,3-Dichloropropene	< 0.234	ug/m3	0.234	0.745	1	TO-15		12/11/2020	CJR	1
1,2-Dichlorotetrafluoroethane	< 0.446	ug/m3	0.446	1.42	1	TO-15		12/11/2020	CJR	1
1,4-Dioxane	< 0.157	ug/m3	0.157	0.5	1	TO-15		12/11/2020	CJR	1
EDB (1,2-Dibromoethane)	< 0.342	ug/m3	0.342	1.09	1	TO-15		12/11/2020	CJR	1
Ethanol	37	ug/m3	0.152	0.482	1	TO-15		12/11/2020	CJR	1
Ethyl Acetate	< 0.176	ug/m3	0.176	0.559	1	TO-15		12/11/2020	CJR	1
Ethylbenzene	0.43 "J"	ug/m3	0.203	0.645	1	TO-15		12/11/2020	CJR	1
4-Ethyltoluene	< 0.214	ug/m3	0.214	0.681	1	TO-15		12/11/2020	CJR	1
Heptane	1.06	ug/m3	0.265	0.845	1	TO-15		12/11/2020	CJR	1
Hexachlorobutadiene	< 0.489	ug/m3	0.489	1.56	1	TO-15		12/11/2020	CJR	1
Hexane	< 0.235	ug/m3	0.235	0.748	1	TO-15		12/11/2020	CJR	1
2-Hexanone	0.41 "J"	ug/m3	0.222	0.707	1	TO-15		12/11/2020	CJR	1
Isopropyl Alcohol	1.35	ug/m3	0.109	0.347	1	TO-15		12/11/2020	CJR	1
Methyl ethyl ketone (MEK)	1.71	ug/m3	0.178	0.567	1	TO-15		12/11/2020	CJR	1
Methyl isobutyl ketone (MIBK)	0.41 "J"	ug/m3	0.168	0.536	1	TO-15		12/11/2020	CJR	1
Methyl Methacrylate	< 0.217	ug/m3	0.217	0.69	1	TO-15		12/11/2020	CJR	1
Methylene chloride	< 15	ug/m3	0.159	0.506	1	TO-15		12/11/2020	CJR	1

Project Name COMMUNITY WITHIN THE CORRIDOR
Project # 40420

Invoice # E38870

Lab Code 5038870Z
Sample ID SS-32
Sample Matrix Air
Sample Date 12/3/2020

	Result	Unit	LOD	LOQ	Dil	Method	Ext Date	Run Date	Analyst	Code
Methyl tert-butyl ether (MTBE)	< 0.16	ug/m3	0.16	0.509	1	TO-15		12/11/2020	CJR	1
Naphthalene	< 0.675	ug/m3	0.675	2.15	1	TO-15		12/11/2020	CJR	1
Propene	2.67	ug/m3	0.079	0.251	1	TO-15		12/11/2020	CJR	1
Styrene	0.68	ug/m3	0.181	0.577	1	TO-15		12/11/2020	CJR	1
1,1,2,2-Tetrachloroethane	< 0.325	ug/m3	0.325	1.03	1	TO-15		12/11/2020	CJR	1
Tetrachloroethene	< 0.278	ug/m3	0.278	0.884	1	TO-15		12/11/2020	CJR	1
Tetrahydrofuran	< 0.131	ug/m3	0.131	0.417	1	TO-15		12/11/2020	CJR	1
Toluene	3.5	ug/m3	0.184	0.585	1	TO-15		12/11/2020	CJR	1
1,2,4-Trichlorobenzene	< 0.657	ug/m3	0.657	2.09	1	TO-15		12/11/2020	CJR	1
1,1,1-Trichloroethane	29	ug/m3	0.249	0.793	1	TO-15		12/11/2020	CJR	1
1,1,2-Trichloroethane	< 0.258	ug/m3	0.258	0.822	1	TO-15		12/11/2020	CJR	1
Trichloroethene (TCE)	54	ug/m3	0.237	0.754	1	TO-15		12/11/2020	CJR	1
Trichlorofluoromethane	1.52	ug/m3	0.337	1.07	1	TO-15		12/11/2020	CJR	1
Trichlorotrifluoroethane	0.54 "J"	ug/m3	0.402	1.28	1	TO-15		12/11/2020	CJR	1
1,2,4-Trimethylbenzene	1.18	ug/m3	0.283	0.899	1	TO-15		12/11/2020	CJR	1
1,3,5-Trimethylbenzene	0.294 "J"	ug/m3	0.232	0.739	1	TO-15		12/11/2020	CJR	1
Vinyl acetate	< 0.203	ug/m3	0.203	0.645	1	TO-15		12/11/2020	CJR	1
Vinyl Chloride	< 0.148	ug/m3	0.148	0.472	1	TO-15		12/11/2020	CJR	1
m&p-Xylene	1.13 "J"	ug/m3	0.377	1.2	1	TO-15		12/11/2020	CJR	1
o-Xylene	0.52 "J"	ug/m3	0.218	0.695	1	TO-15		12/11/2020	CJR	1

Project Name COMMUNITY WITHIN THE CORRIDOR
 Project # 40420

Invoice # E38870

Lab Code 538870AA
 Sample ID SS-33
 Sample Matrix Air
 Sample Date 12/3/2020

	Result	Unit	LOD	LOQ	Dil	Method	Ext Date	Run Date	Analyst	Code
Organic										
Air Samples										
Acetone	12.1	ug/m3	0.299	0.95	1	TO-15		12/11/2020	CJR	1
Acrolein	0.275 "J"	ug/m3	0.094	0.299	1	TO-15		12/11/2020	CJR	1
Benzene	0.35 "J"	ug/m3	0.136	0.433	1	TO-15		12/11/2020	CJR	1
Benzyl Chloride	< 0.209	ug/m3	0.209	0.665	1	TO-15		12/11/2020	CJR	1
Bromodichloromethane	< 0.374	ug/m3	0.374	1.19	1	TO-15		12/11/2020	CJR	1
Bromoform	< 0.414	ug/m3	0.414	1.32	1	TO-15		12/11/2020	CJR	1
Bromomethane	< 0.2	ug/m3	0.2	0.637	1	TO-15		12/11/2020	CJR	1
1,3-Butadiene	< 0.143	ug/m3	0.143	0.454	1	TO-15		12/11/2020	CJR	1
Carbon Disulfide	3.14	ug/m3	0.138	0.44	1	TO-15		12/11/2020	CJR	1
Carbon Tetrachloride	< 0.307	ug/m3	0.307	0.978	1	TO-15		12/11/2020	CJR	1
Chlorobenzene	< 0.251	ug/m3	0.251	0.798	1	TO-15		12/11/2020	CJR	1
Chloroethane	< 0.159	ug/m3	0.159	0.507	1	TO-15		12/11/2020	CJR	1
Chloroform	1.56	ug/m3	0.3	0.953	1	TO-15		12/11/2020	CJR	1
Chloromethane	< 0.831	ug/m3	0.831	2.64	1	TO-15		12/11/2020	CJR	1
Cyclohexane	< 0.212	ug/m3	0.212	0.674	1	TO-15		12/11/2020	CJR	1
Dibromochloromethane	< 0.376	ug/m3	0.376	1.2	1	TO-15		12/11/2020	CJR	1
1,4-Dichlorobenzene	6.6	ug/m3	0.302	0.96	1	TO-15		12/11/2020	CJR	1
1,3-Dichlorobenzene	< 0.302	ug/m3	0.302	0.96	1	TO-15		12/11/2020	CJR	1
1,2-Dichlorobenzene	< 0.235	ug/m3	0.235	0.749	1	TO-15		12/11/2020	CJR	1
Dichlorodifluoromethane	2.27	ug/m3	0.263	0.836	1	TO-15		12/11/2020	CJR	1
1,2-Dichloroethane	< 0.24	ug/m3	0.24	0.763	1	TO-15		12/11/2020	CJR	1
1,1-Dichloroethane	< 0.187	ug/m3	0.187	0.596	1	TO-15		12/11/2020	CJR	1
1,1-Dichloroethene	< 0.21	ug/m3	0.21	0.668	1	TO-15		12/11/2020	CJR	1
cis-1,2-Dichloroethene	< 0.197	ug/m3	0.197	0.626	1	TO-15		12/11/2020	CJR	1
trans-1,2-Dichloroethene	< 0.231	ug/m3	0.231	0.734	1	TO-15		12/11/2020	CJR	1
1,2-Dichloropropane	< 0.28	ug/m3	0.28	0.89	1	TO-15		12/11/2020	CJR	1
trans-1,3-Dichloropropene	< 0.198	ug/m3	0.198	0.63	1	TO-15		12/11/2020	CJR	1
cis-1,3-Dichloropropene	< 0.234	ug/m3	0.234	0.745	1	TO-15		12/11/2020	CJR	1
1,2-Dichlorotetrafluoroethane	< 0.446	ug/m3	0.446	1.42	1	TO-15		12/11/2020	CJR	1
1,4-Dioxane	< 0.157	ug/m3	0.157	0.5	1	TO-15		12/11/2020	CJR	1
EDB (1,2-Dibromoethane)	< 0.342	ug/m3	0.342	1.09	1	TO-15		12/11/2020	CJR	1
Ethanol	34	ug/m3	0.152	0.482	1	TO-15		12/11/2020	CJR	1
Ethyl Acetate	< 0.176	ug/m3	0.176	0.559	1	TO-15		12/11/2020	CJR	1
Ethylbenzene	0.61 "J"	ug/m3	0.203	0.645	1	TO-15		12/11/2020	CJR	1
4-Ethyltoluene	< 0.214	ug/m3	0.214	0.681	1	TO-15		12/11/2020	CJR	1
Heptane	1.23	ug/m3	0.265	0.845	1	TO-15		12/11/2020	CJR	1
Hexachlorobutadiene	< 0.489	ug/m3	0.489	1.56	1	TO-15		12/11/2020	CJR	1
Hexane	0.46 "J"	ug/m3	0.235	0.748	1	TO-15		12/11/2020	CJR	1
2-Hexanone	< 0.222	ug/m3	0.222	0.707	1	TO-15		12/11/2020	CJR	1
Isopropyl Alcohol	1.47	ug/m3	0.109	0.347	1	TO-15		12/11/2020	CJR	1
Methyl ethyl ketone (MEK)	1.71	ug/m3	0.178	0.567	1	TO-15		12/11/2020	CJR	1
Methyl isobutyl ketone (MIBK)	< 0.168	ug/m3	0.168	0.536	1	TO-15		12/11/2020	CJR	1
Methyl Methacrylate	< 0.217	ug/m3	0.217	0.69	1	TO-15		12/11/2020	CJR	1
Methylene chloride	< 15	ug/m3	0.159	0.506	1	TO-15		12/11/2020	CJR	1

Project Name COMMUNITY WITHIN THE CORRIDOR
Project # 40420

Invoice # E38870

Lab Code 538870AA
Sample ID SS-33
Sample Matrix Air
Sample Date 12/3/2020

	Result	Unit	LOD	LOQ	Dil	Method	Ext Date	Run Date	Analyst	Code
Methyl tert-butyl ether (MTBE)	< 0.16	ug/m3	0.16	0.509	1	TO-15		12/11/2020	CJR	1
Naphthalene	< 0.675	ug/m3	0.675	2.15	1	TO-15		12/11/2020	CJR	1
Propene	2.53	ug/m3	0.079	0.251	1	TO-15		12/11/2020	CJR	1
Styrene	1.11	ug/m3	0.181	0.577	1	TO-15		12/11/2020	CJR	1
1,1,2,2-Tetrachloroethane	< 0.325	ug/m3	0.325	1.03	1	TO-15		12/11/2020	CJR	1
Tetrachloroethene	98	ug/m3	0.278	0.884	1	TO-15		12/11/2020	CJR	1
Tetrahydrofuran	0.41 "J"	ug/m3	0.131	0.417	1	TO-15		12/11/2020	CJR	1
Toluene	4.4	ug/m3	0.184	0.585	1	TO-15		12/11/2020	CJR	1
1,2,4-Trichlorobenzene	< 0.657	ug/m3	0.657	2.09	1	TO-15		12/11/2020	CJR	1
1,1,1-Trichloroethane	8.2	ug/m3	0.249	0.793	1	TO-15		12/11/2020	CJR	1
1,1,2-Trichloroethane	< 0.258	ug/m3	0.258	0.822	1	TO-15		12/11/2020	CJR	1
Trichloroethene (TCE)	570	ug/m3	2.37	7.54	10	TO-15		12/11/2020	CJR	1
Trichlorofluoromethane	1.29	ug/m3	0.337	1.07	1	TO-15		12/11/2020	CJR	1
Trichlorotrifluoroethane	0.54 "J"	ug/m3	0.402	1.28	1	TO-15		12/11/2020	CJR	1
1,2,4-Trimethylbenzene	1.62	ug/m3	0.283	0.899	1	TO-15		12/11/2020	CJR	1
1,3,5-Trimethylbenzene	0.44 "J"	ug/m3	0.232	0.739	1	TO-15		12/11/2020	CJR	1
Vinyl acetate	< 0.203	ug/m3	0.203	0.645	1	TO-15		12/11/2020	CJR	1
Vinyl Chloride	< 0.148	ug/m3	0.148	0.472	1	TO-15		12/11/2020	CJR	1
m&p-Xylene	1.47	ug/m3	0.377	1.2	1	TO-15		12/11/2020	CJR	1
o-Xylene	0.74	ug/m3	0.218	0.695	1	TO-15		12/11/2020	CJR	1

Project Name COMMUNITY WITHIN THE CORRIDOR
Project # 40420

Invoice # E38870

Lab Code 538870BB
Sample ID SS-34
Sample Matrix Air
Sample Date 12/3/2020

	Result	Unit	LOD	LOQ	Dil	Method	Ext Date	Run Date	Analyst	Code
Organic										
Air Samples										
Acetone	15.6	ug/m3	0.299	0.95	1	TO-15		12/11/2020	CJR	1
Acrolein	< 0.094	ug/m3	0.094	0.299	1	TO-15		12/11/2020	CJR	1
Benzene	0.35 "J"	ug/m3	0.136	0.433	1	TO-15		12/11/2020	CJR	1
Benzyl Chloride	< 0.209	ug/m3	0.209	0.665	1	TO-15		12/11/2020	CJR	1
Bromodichloromethane	< 0.374	ug/m3	0.374	1.19	1	TO-15		12/11/2020	CJR	1
Bromoform	< 0.414	ug/m3	0.414	1.32	1	TO-15		12/11/2020	CJR	1
Bromomethane	< 0.2	ug/m3	0.2	0.637	1	TO-15		12/11/2020	CJR	1
1,3-Butadiene	< 0.143	ug/m3	0.143	0.454	1	TO-15		12/11/2020	CJR	1
Carbon Disulfide	1.21	ug/m3	0.138	0.44	1	TO-15		12/11/2020	CJR	1
Carbon Tetrachloride	0.38 "J"	ug/m3	0.307	0.978	1	TO-15		12/11/2020	CJR	1
Chlorobenzene	< 0.251	ug/m3	0.251	0.798	1	TO-15		12/11/2020	CJR	1
Chloroethane	< 0.159	ug/m3	0.159	0.507	1	TO-15		12/11/2020	CJR	1
Chloroform	< 0.3	ug/m3	0.3	0.953	1	TO-15		12/11/2020	CJR	1
Chloromethane	< 0.831	ug/m3	0.831	2.64	1	TO-15		12/11/2020	CJR	1
Cyclohexane	< 0.212	ug/m3	0.212	0.674	1	TO-15		12/11/2020	CJR	1
Dibromochloromethane	< 0.376	ug/m3	0.376	1.2	1	TO-15		12/11/2020	CJR	1
1,4-Dichlorobenzene	9.8	ug/m3	0.302	0.96	1	TO-15		12/11/2020	CJR	1
1,3-Dichlorobenzene	< 0.302	ug/m3	0.302	0.96	1	TO-15		12/11/2020	CJR	1
1,2-Dichlorobenzene	< 0.235	ug/m3	0.235	0.749	1	TO-15		12/11/2020	CJR	1
Dichlorodifluoromethane	2.22	ug/m3	0.263	0.836	1	TO-15		12/11/2020	CJR	1
1,2-Dichloroethane	< 0.24	ug/m3	0.24	0.763	1	TO-15		12/11/2020	CJR	1
1,1-Dichloroethane	< 0.187	ug/m3	0.187	0.596	1	TO-15		12/11/2020	CJR	1
1,1-Dichloroethene	< 0.21	ug/m3	0.21	0.668	1	TO-15		12/11/2020	CJR	1
cis-1,2-Dichloroethene	< 0.197	ug/m3	0.197	0.626	1	TO-15		12/11/2020	CJR	1
trans-1,2-Dichloroethene	< 0.231	ug/m3	0.231	0.734	1	TO-15		12/11/2020	CJR	1
1,2-Dichloropropane	< 0.28	ug/m3	0.28	0.89	1	TO-15		12/11/2020	CJR	1
trans-1,3-Dichloropropene	< 0.198	ug/m3	0.198	0.63	1	TO-15		12/11/2020	CJR	1
cis-1,3-Dichloropropene	< 0.234	ug/m3	0.234	0.745	1	TO-15		12/11/2020	CJR	1
1,2-Dichlorotetrafluoroethane	< 0.446	ug/m3	0.446	1.42	1	TO-15		12/11/2020	CJR	1
1,4-Dioxane	< 0.157	ug/m3	0.157	0.5	1	TO-15		12/11/2020	CJR	1
EDB (1,2-Dibromoethane)	< 0.342	ug/m3	0.342	1.09	1	TO-15		12/11/2020	CJR	1
Ethanol	19.7	ug/m3	0.152	0.482	1	TO-15		12/11/2020	CJR	1
Ethyl Acetate	< 0.176	ug/m3	0.176	0.559	1	TO-15		12/11/2020	CJR	1
Ethylbenzene	0.303 "J"	ug/m3	0.203	0.645	1	TO-15		12/11/2020	CJR	1
4-Ethyltoluene	< 0.214	ug/m3	0.214	0.681	1	TO-15		12/11/2020	CJR	1
Heptane	< 0.265	ug/m3	0.265	0.845	1	TO-15		12/11/2020	CJR	1
Hexachlorobutadiene	< 0.489	ug/m3	0.489	1.56	1	TO-15		12/11/2020	CJR	1
Hexane	0.46 "J"	ug/m3	0.235	0.748	1	TO-15		12/11/2020	CJR	1
2-Hexanone	0.45 "J"	ug/m3	0.222	0.707	1	TO-15		12/11/2020	CJR	1
Isopropyl Alcohol	1.15	ug/m3	0.109	0.347	1	TO-15		12/11/2020	CJR	1
Methyl ethyl ketone (MEK)	2.51	ug/m3	0.178	0.567	1	TO-15		12/11/2020	CJR	1
Methyl isobutyl ketone (MIBK)	0.45 "J"	ug/m3	0.168	0.536	1	TO-15		12/11/2020	CJR	1
Methyl Methacrylate	< 0.217	ug/m3	0.217	0.69	1	TO-15		12/11/2020	CJR	1
Methylene chloride	< 15	ug/m3	0.159	0.506	1	TO-15		12/11/2020	CJR	1

Project Name COMMUNITY WITHIN THE CORRIDOR
Project # 40420

Invoice # E38870

Lab Code 538870BB
Sample ID SS-34
Sample Matrix Air
Sample Date 12/3/2020

	Result	Unit	LOD	LOQ	Dil	Method	Ext Date	Run Date	Analyst	Code
Methyl tert-butyl ether (MTBE)	< 0.16	ug/m3	0.16	0.509	1	TO-15		12/11/2020	CJR	1
Naphthalene	0.94 "J"	ug/m3	0.675	2.15	1	TO-15		12/11/2020	CJR	1
Propene	3.6	ug/m3	0.079	0.251	1	TO-15		12/11/2020	CJR	1
Styrene	0.68	ug/m3	0.181	0.577	1	TO-15		12/11/2020	CJR	1
1,1,2,2-Tetrachloroethane	< 0.325	ug/m3	0.325	1.03	1	TO-15		12/11/2020	CJR	1
Tetrachloroethene	640	ug/m3	0.278	0.884	1	TO-15		12/11/2020	CJR	1
Tetrahydrofuran	< 0.131	ug/m3	0.131	0.417	1	TO-15		12/11/2020	CJR	1
Toluene	1.2	ug/m3	0.184	0.585	1	TO-15		12/11/2020	CJR	1
1,2,4-Trichlorobenzene	< 0.657	ug/m3	0.657	2.09	1	TO-15		12/11/2020	CJR	1
1,1,1-Trichloroethane	9.6	ug/m3	0.249	0.793	1	TO-15		12/11/2020	CJR	1
1,1,2-Trichloroethane	< 0.258	ug/m3	0.258	0.822	1	TO-15		12/11/2020	CJR	1
Trichloroethene (TCE)	253	ug/m3	2.37	7.54	10	TO-15		12/11/2020	CJR	1
Trichlorofluoromethane	2.02	ug/m3	0.337	1.07	1	TO-15		12/11/2020	CJR	1
Trichlorotrifluoroethane	0.61 "J"	ug/m3	0.402	1.28	1	TO-15		12/11/2020	CJR	1
1,2,4-Trimethylbenzene	1.62	ug/m3	0.283	0.899	1	TO-15		12/11/2020	CJR	1
1,3,5-Trimethylbenzene	0.39 "J"	ug/m3	0.232	0.739	1	TO-15		12/11/2020	CJR	1
Vinyl acetate	< 0.203	ug/m3	0.203	0.645	1	TO-15		12/11/2020	CJR	1
Vinyl Chloride	< 0.148	ug/m3	0.148	0.472	1	TO-15		12/11/2020	CJR	1
m&p-Xylene	0.87 "J"	ug/m3	0.377	1.2	1	TO-15		12/11/2020	CJR	1
o-Xylene	0.48 "J"	ug/m3	0.218	0.695	1	TO-15		12/11/2020	CJR	1

Project Name COMMUNITY WITHIN THE CORRIDOR
 Project # 40420

Invoice # E38870

Lab Code 538870CC
 Sample ID SS-35
 Sample Matrix Air
 Sample Date 12/3/2020

	Result	Unit	LOD	LOQ	Dil	Method	Ext Date	Run Date	Analyst	Code
Organic										
Air Samples										
Acetone	45	ug/m3	0.299	0.95	1	TO-15		12/11/2020	CJR	1
Acrolein	2.7	ug/m3	0.094	0.299	1	TO-15		12/11/2020	CJR	1
Benzene	0.83	ug/m3	0.136	0.433	1	TO-15		12/11/2020	CJR	1
Benzyl Chloride	< 0.209	ug/m3	0.209	0.665	1	TO-15		12/11/2020	CJR	1
Bromodichloromethane	< 0.374	ug/m3	0.374	1.19	1	TO-15		12/11/2020	CJR	1
Bromoform	< 0.414	ug/m3	0.414	1.32	1	TO-15		12/11/2020	CJR	1
Bromomethane	< 0.2	ug/m3	0.2	0.637	1	TO-15		12/11/2020	CJR	1
1,3-Butadiene	< 0.143	ug/m3	0.143	0.454	1	TO-15		12/11/2020	CJR	1
Carbon Disulfide	1.37	ug/m3	0.138	0.44	1	TO-15		12/11/2020	CJR	1
Carbon Tetrachloride	0.44 "J"	ug/m3	0.307	0.978	1	TO-15		12/11/2020	CJR	1
Chlorobenzene	< 0.251	ug/m3	0.251	0.798	1	TO-15		12/11/2020	CJR	1
Chloroethane	< 0.159	ug/m3	0.159	0.507	1	TO-15		12/11/2020	CJR	1
Chloroform	2.77	ug/m3	0.3	0.953	1	TO-15		12/11/2020	CJR	1
Chloromethane	< 0.831	ug/m3	0.831	2.64	1	TO-15		12/11/2020	CJR	1
Cyclohexane	0.31 "J"	ug/m3	0.212	0.674	1	TO-15		12/11/2020	CJR	1
Dibromochloromethane	< 0.376	ug/m3	0.376	1.2	1	TO-15		12/11/2020	CJR	1
1,4-Dichlorobenzene	4.4	ug/m3	0.302	0.96	1	TO-15		12/11/2020	CJR	1
1,3-Dichlorobenzene	< 0.302	ug/m3	0.302	0.96	1	TO-15		12/11/2020	CJR	1
1,2-Dichlorobenzene	< 0.235	ug/m3	0.235	0.749	1	TO-15		12/11/2020	CJR	1
Dichlorodifluoromethane	2.42	ug/m3	0.263	0.836	1	TO-15		12/11/2020	CJR	1
1,2-Dichloroethane	< 0.24	ug/m3	0.24	0.763	1	TO-15		12/11/2020	CJR	1
1,1-Dichloroethane	< 0.187	ug/m3	0.187	0.596	1	TO-15		12/11/2020	CJR	1
1,1-Dichloroethene	< 0.21	ug/m3	0.21	0.668	1	TO-15		12/11/2020	CJR	1
cis-1,2-Dichloroethene	< 0.197	ug/m3	0.197	0.626	1	TO-15		12/11/2020	CJR	1
trans-1,2-Dichloroethene	0.277 "J"	ug/m3	0.231	0.734	1	TO-15		12/11/2020	CJR	1
1,2-Dichloropropane	< 0.28	ug/m3	0.28	0.89	1	TO-15		12/11/2020	CJR	1
trans-1,3-Dichloropropene	< 0.198	ug/m3	0.198	0.63	1	TO-15		12/11/2020	CJR	1
cis-1,3-Dichloropropene	< 0.234	ug/m3	0.234	0.745	1	TO-15		12/11/2020	CJR	1
1,2-Dichlorotetrafluoroethane	< 0.446	ug/m3	0.446	1.42	1	TO-15		12/11/2020	CJR	1
1,4-Dioxane	< 0.157	ug/m3	0.157	0.5	1	TO-15		12/11/2020	CJR	1
EDB (1,2-Dibromoethane)	< 0.342	ug/m3	0.342	1.09	1	TO-15		12/11/2020	CJR	1
Ethanol	41	ug/m3	0.152	0.482	1	TO-15		12/11/2020	CJR	1
Ethyl Acetate	< 0.176	ug/m3	0.176	0.559	1	TO-15		12/11/2020	CJR	1
Ethylbenzene	2.34	ug/m3	0.203	0.645	1	TO-15		12/11/2020	CJR	1
4-Ethyltoluene	0.78	ug/m3	0.214	0.681	1	TO-15		12/11/2020	CJR	1
Heptane	9.2	ug/m3	0.265	0.845	1	TO-15		12/11/2020	CJR	1
Hexachlorobutadiene	< 0.489	ug/m3	0.489	1.56	1	TO-15		12/11/2020	CJR	1
Hexane	1.94	ug/m3	0.235	0.748	1	TO-15		12/11/2020	CJR	1
2-Hexanone	0.86	ug/m3	0.222	0.707	1	TO-15		12/11/2020	CJR	1
Isopropyl Alcohol	1.45	ug/m3	0.109	0.347	1	TO-15		12/11/2020	CJR	1
Methyl ethyl ketone (MEK)	4.5	ug/m3	0.178	0.567	1	TO-15		12/11/2020	CJR	1
Methyl isobutyl ketone (MIBK)	0.57	ug/m3	0.168	0.536	1	TO-15		12/11/2020	CJR	1
Methyl Methacrylate	< 0.217	ug/m3	0.217	0.69	1	TO-15		12/11/2020	CJR	1
Methylene chloride	< 15	ug/m3	0.159	0.506	1	TO-15		12/11/2020	CJR	1

Project Name COMMUNITY WITHIN THE CORRIDOR
Project # 40420

Invoice # E38870

Lab Code 538870CC
Sample ID SS-35
Sample Matrix Air
Sample Date 12/3/2020

	Result	Unit	LOD	LOQ	Dil	Method	Ext Date	Run Date	Analyst	Code
Methyl tert-butyl ether (MTBE)	< 0.16	ug/m3	0.16	0.509	1	TO-15		12/11/2020	CJR	1
Naphthalene	1.15 "J"	ug/m3	0.675	2.15	1	TO-15		12/11/2020	CJR	1
Propene	3.2	ug/m3	0.079	0.251	1	TO-15		12/11/2020	CJR	1
Styrene	0.68	ug/m3	0.181	0.577	1	TO-15		12/11/2020	CJR	1
1,1,2,2-Tetrachloroethane	< 0.325	ug/m3	0.325	1.03	1	TO-15		12/11/2020	CJR	1
Tetrachloroethene	5.3	ug/m3	0.278	0.884	1	TO-15		12/11/2020	CJR	1
Tetrahydrofuran	0.74	ug/m3	0.131	0.417	1	TO-15		12/11/2020	CJR	1
Toluene	3.9	ug/m3	0.184	0.585	1	TO-15		12/11/2020	CJR	1
1,2,4-Trichlorobenzene	< 0.657	ug/m3	0.657	2.09	1	TO-15		12/11/2020	CJR	1
1,1,1-Trichloroethane	2.83	ug/m3	0.249	0.793	1	TO-15		12/11/2020	CJR	1
1,1,2-Trichloroethane	< 0.258	ug/m3	0.258	0.822	1	TO-15		12/11/2020	CJR	1
Trichloroethene (TCE)	2620	ug/m3	4.74	15.08	20	TO-15		12/11/2020	CJR	1
Trichlorofluoromethane	2.19	ug/m3	0.337	1.07	1	TO-15		12/11/2020	CJR	1
Trichlorotrifluoroethane	0.54 "J"	ug/m3	0.402	1.28	1	TO-15		12/11/2020	CJR	1
1,2,4-Trimethylbenzene	3.5	ug/m3	0.283	0.899	1	TO-15		12/11/2020	CJR	1
1,3,5-Trimethylbenzene	1.18	ug/m3	0.232	0.739	1	TO-15		12/11/2020	CJR	1
Vinyl acetate	< 0.203	ug/m3	0.203	0.645	1	TO-15		12/11/2020	CJR	1
Vinyl Chloride	< 0.148	ug/m3	0.148	0.472	1	TO-15		12/11/2020	CJR	1
m&p-Xylene	6.9	ug/m3	0.377	1.2	1	TO-15		12/11/2020	CJR	1
o-Xylene	2.86	ug/m3	0.218	0.695	1	TO-15		12/11/2020	CJR	1

Project Name COMMUNITY WITHIN THE CORRIDOR
Project # 40420

Invoice # E38870

Lab Code 538870DD
Sample ID SS-36
Sample Matrix Air
Sample Date 12/3/2020

	Result	Unit	LOD	LOQ	Dil	Method	Ext Date	Run Date	Analyst	Code
Organic										
Air Samples										
Acetone	21.4	ug/m3	0.299	0.95	1	TO-15		12/11/2020	CJR	1
Acrolein	0.138 "J"	ug/m3	0.094	0.299	1	TO-15		12/11/2020	CJR	1
Benzene	0.57	ug/m3	0.136	0.433	1	TO-15		12/11/2020	CJR	1
Benzyl Chloride	< 0.209	ug/m3	0.209	0.665	1	TO-15		12/11/2020	CJR	1
Bromodichloromethane	< 0.374	ug/m3	0.374	1.19	1	TO-15		12/11/2020	CJR	1
Bromoform	< 0.414	ug/m3	0.414	1.32	1	TO-15		12/11/2020	CJR	1
Bromomethane	< 0.2	ug/m3	0.2	0.637	1	TO-15		12/11/2020	CJR	1
1,3-Butadiene	< 0.143	ug/m3	0.143	0.454	1	TO-15		12/11/2020	CJR	1
Carbon Disulfide	0.34 "J"	ug/m3	0.138	0.44	1	TO-15		12/11/2020	CJR	1
Carbon Tetrachloride	0.50 "J"	ug/m3	0.307	0.978	1	TO-15		12/11/2020	CJR	1
Chlorobenzene	< 0.251	ug/m3	0.251	0.798	1	TO-15		12/11/2020	CJR	1
Chloroethane	< 0.159	ug/m3	0.159	0.507	1	TO-15		12/11/2020	CJR	1
Chloroform	0.83 "J"	ug/m3	0.3	0.953	1	TO-15		12/11/2020	CJR	1
Chloromethane	< 0.831	ug/m3	0.831	2.64	1	TO-15		12/11/2020	CJR	1
Cyclohexane	< 0.212	ug/m3	0.212	0.674	1	TO-15		12/11/2020	CJR	1
Dibromochloromethane	< 0.376	ug/m3	0.376	1.2	1	TO-15		12/11/2020	CJR	1
1,4-Dichlorobenzene	5.0	ug/m3	0.302	0.96	1	TO-15		12/11/2020	CJR	1
1,3-Dichlorobenzene	< 0.302	ug/m3	0.302	0.96	1	TO-15		12/11/2020	CJR	1
1,2-Dichlorobenzene	< 0.235	ug/m3	0.235	0.749	1	TO-15		12/11/2020	CJR	1
Dichlorodifluoromethane	2.52	ug/m3	0.263	0.836	1	TO-15		12/11/2020	CJR	1
1,2-Dichloroethane	< 0.24	ug/m3	0.24	0.763	1	TO-15		12/11/2020	CJR	1
1,1-Dichloroethane	< 0.187	ug/m3	0.187	0.596	1	TO-15		12/11/2020	CJR	1
1,1-Dichloroethene	< 0.21	ug/m3	0.21	0.668	1	TO-15		12/11/2020	CJR	1
cis-1,2-Dichloroethene	< 0.197	ug/m3	0.197	0.626	1	TO-15		12/11/2020	CJR	1
trans-1,2-Dichloroethene	< 0.231	ug/m3	0.231	0.734	1	TO-15		12/11/2020	CJR	1
1,2-Dichloropropane	< 0.28	ug/m3	0.28	0.89	1	TO-15		12/11/2020	CJR	1
trans-1,3-Dichloropropene	< 0.198	ug/m3	0.198	0.63	1	TO-15		12/11/2020	CJR	1
cis-1,3-Dichloropropene	< 0.234	ug/m3	0.234	0.745	1	TO-15		12/11/2020	CJR	1
1,2-Dichlorotetrafluoroethane	< 0.446	ug/m3	0.446	1.42	1	TO-15		12/11/2020	CJR	1
1,4-Dioxane	< 0.157	ug/m3	0.157	0.5	1	TO-15		12/11/2020	CJR	1
EDB (1,2-Dibromoethane)	< 0.342	ug/m3	0.342	1.09	1	TO-15		12/11/2020	CJR	1
Ethanol	56	ug/m3	0.152	0.482	1	TO-15		12/11/2020	CJR	1
Ethyl Acetate	< 0.176	ug/m3	0.176	0.559	1	TO-15		12/11/2020	CJR	1
Ethylbenzene	0.43 "J"	ug/m3	0.203	0.645	1	TO-15		12/11/2020	CJR	1
4-Ethyltoluene	< 0.214	ug/m3	0.214	0.681	1	TO-15		12/11/2020	CJR	1
Heptane	1.23	ug/m3	0.265	0.845	1	TO-15		12/11/2020	CJR	1
Hexachlorobutadiene	< 0.489	ug/m3	0.489	1.56	1	TO-15		12/11/2020	CJR	1
Hexane	0.85	ug/m3	0.235	0.748	1	TO-15		12/11/2020	CJR	1
2-Hexanone	0.37 "J"	ug/m3	0.222	0.707	1	TO-15		12/11/2020	CJR	1
Isopropyl Alcohol	2.87	ug/m3	0.109	0.347	1	TO-15		12/11/2020	CJR	1
Methyl ethyl ketone (MEK)	2.15	ug/m3	0.178	0.567	1	TO-15		12/11/2020	CJR	1
Methyl isobutyl ketone (MIBK)	0.53 "J"	ug/m3	0.168	0.536	1	TO-15		12/11/2020	CJR	1
Methyl Methacrylate	< 0.217	ug/m3	0.217	0.69	1	TO-15		12/11/2020	CJR	1
Methylene chloride	< 15	ug/m3	0.159	0.506	1	TO-15		12/11/2020	CJR	1

Project Name COMMUNITY WITHIN THE CORRIDOR
Project # 40420

Invoice # E38870

Lab Code 538870DD
Sample ID SS-36
Sample Matrix Air
Sample Date 12/3/2020

	Result	Unit	LOD	LOQ	Dil	Method	Ext Date	Run Date	Analyst	Code
Methyl tert-butyl ether (MTBE)	< 0.16	ug/m3	0.16	0.509	1	TO-15		12/11/2020	CJR	1
Naphthalene	< 0.675	ug/m3	0.675	2.15	1	TO-15		12/11/2020	CJR	1
Propene	3.8	ug/m3	0.079	0.251	1	TO-15		12/11/2020	CJR	1
Styrene	0.55 "J"	ug/m3	0.181	0.577	1	TO-15		12/11/2020	CJR	1
1,1,2,2-Tetrachloroethane	< 0.325	ug/m3	0.325	1.03	1	TO-15		12/11/2020	CJR	1
Tetrachloroethene	9.2	ug/m3	0.278	0.884	1	TO-15		12/11/2020	CJR	1
Tetrahydrofuran	0.68	ug/m3	0.131	0.417	1	TO-15		12/11/2020	CJR	1
Toluene	3.2	ug/m3	0.184	0.585	1	TO-15		12/11/2020	CJR	1
1,2,4-Trichlorobenzene	< 0.657	ug/m3	0.657	2.09	1	TO-15		12/11/2020	CJR	1
1,1,1-Trichloroethane	4.3	ug/m3	0.249	0.793	1	TO-15		12/11/2020	CJR	1
1,1,2-Trichloroethane	< 0.258	ug/m3	0.258	0.822	1	TO-15		12/11/2020	CJR	1
Trichloroethene (TCE)	1010	ug/m3	2.37	7.54	10	TO-15		12/11/2020	CJR	1
Trichlorofluoromethane	1.8	ug/m3	0.337	1.07	1	TO-15		12/11/2020	CJR	1
Trichlorotrifluoroethane	0.61 "J"	ug/m3	0.402	1.28	1	TO-15		12/11/2020	CJR	1
1,2,4-Trimethylbenzene	1.08	ug/m3	0.283	0.899	1	TO-15		12/11/2020	CJR	1
1,3,5-Trimethylbenzene	0.294 "J"	ug/m3	0.232	0.739	1	TO-15		12/11/2020	CJR	1
Vinyl acetate	< 0.203	ug/m3	0.203	0.645	1	TO-15		12/11/2020	CJR	1
Vinyl Chloride	< 0.148	ug/m3	0.148	0.472	1	TO-15		12/11/2020	CJR	1
m&p-Xylene	1.13 "J"	ug/m3	0.377	1.2	1	TO-15		12/11/2020	CJR	1
o-Xylene	0.48 "J"	ug/m3	0.218	0.695	1	TO-15		12/11/2020	CJR	1

Project Name COMMUNITY WITHIN THE CORRIDOR
Project # 40420

Invoice # E38870

Lab Code 538870EE
Sample ID SS-38
Sample Matrix Air
Sample Date 12/4/2020

	Result	Unit	LOD	LOQ	Dil	Method	Ext Date	Run Date	Analyst	Code
Organic										
Air Samples										
Acetone	17.4	ug/m3	0.299	0.95	1	TO-15		12/11/2020	CJR	1
Acrolein	0.64	ug/m3	0.094	0.299	1	TO-15		12/11/2020	CJR	1
Benzene	0.32 "J"	ug/m3	0.136	0.433	1	TO-15		12/11/2020	CJR	1
Benzyl Chloride	< 0.209	ug/m3	0.209	0.665	1	TO-15		12/11/2020	CJR	1
Bromodichloromethane	< 0.374	ug/m3	0.374	1.19	1	TO-15		12/11/2020	CJR	1
Bromoform	< 0.414	ug/m3	0.414	1.32	1	TO-15		12/11/2020	CJR	1
Bromomethane	< 0.2	ug/m3	0.2	0.637	1	TO-15		12/11/2020	CJR	1
1,3-Butadiene	< 0.143	ug/m3	0.143	0.454	1	TO-15		12/11/2020	CJR	1
Carbon Disulfide	0.40 "J"	ug/m3	0.138	0.44	1	TO-15		12/11/2020	CJR	1
Carbon Tetrachloride	0.50 "J"	ug/m3	0.307	0.978	1	TO-15		12/11/2020	CJR	1
Chlorobenzene	< 0.251	ug/m3	0.251	0.798	1	TO-15		12/11/2020	CJR	1
Chloroethane	< 0.159	ug/m3	0.159	0.507	1	TO-15		12/11/2020	CJR	1
Chloroform	< 0.3	ug/m3	0.3	0.953	1	TO-15		12/11/2020	CJR	1
Chloromethane	< 0.831	ug/m3	0.831	2.64	1	TO-15		12/11/2020	CJR	1
Cyclohexane	< 0.212	ug/m3	0.212	0.674	1	TO-15		12/11/2020	CJR	1
Dibromochloromethane	< 0.376	ug/m3	0.376	1.2	1	TO-15		12/11/2020	CJR	1
1,4-Dichlorobenzene	3.2	ug/m3	0.302	0.96	1	TO-15		12/11/2020	CJR	1
1,3-Dichlorobenzene	< 0.302	ug/m3	0.302	0.96	1	TO-15		12/11/2020	CJR	1
1,2-Dichlorobenzene	< 0.235	ug/m3	0.235	0.749	1	TO-15		12/11/2020	CJR	1
Dichlorodifluoromethane	2.57	ug/m3	0.263	0.836	1	TO-15		12/11/2020	CJR	1
1,2-Dichloroethane	< 0.24	ug/m3	0.24	0.763	1	TO-15		12/11/2020	CJR	1
1,1-Dichloroethane	< 0.187	ug/m3	0.187	0.596	1	TO-15		12/11/2020	CJR	1
1,1-Dichloroethene	< 0.21	ug/m3	0.21	0.668	1	TO-15		12/11/2020	CJR	1
cis-1,2-Dichloroethene	< 0.197	ug/m3	0.197	0.626	1	TO-15		12/11/2020	CJR	1
trans-1,2-Dichloroethene	< 0.231	ug/m3	0.231	0.734	1	TO-15		12/11/2020	CJR	1
1,2-Dichloropropane	< 0.28	ug/m3	0.28	0.89	1	TO-15		12/11/2020	CJR	1
trans-1,3-Dichloropropene	< 0.198	ug/m3	0.198	0.63	1	TO-15		12/11/2020	CJR	1
cis-1,3-Dichloropropene	< 0.234	ug/m3	0.234	0.745	1	TO-15		12/11/2020	CJR	1
1,2-Dichlorotetrafluoroethane	< 0.446	ug/m3	0.446	1.42	1	TO-15		12/11/2020	CJR	1
1,4-Dioxane	< 0.157	ug/m3	0.157	0.5	1	TO-15		12/11/2020	CJR	1
EDB (1,2-Dibromoethane)	< 0.342	ug/m3	0.342	1.09	1	TO-15		12/11/2020	CJR	1
Ethanol	18.4	ug/m3	0.152	0.482	1	TO-15		12/11/2020	CJR	1
Ethyl Acetate	< 0.176	ug/m3	0.176	0.559	1	TO-15		12/11/2020	CJR	1
Ethylbenzene	1.0	ug/m3	0.203	0.645	1	TO-15		12/11/2020	CJR	1
4-Ethyltoluene	< 0.214	ug/m3	0.214	0.681	1	TO-15		12/11/2020	CJR	1
Heptane	1.64	ug/m3	0.265	0.845	1	TO-15		12/11/2020	CJR	1
Hexachlorobutadiene	< 0.489	ug/m3	0.489	1.56	1	TO-15		12/11/2020	CJR	1
Hexane	0.247 "J"	ug/m3	0.235	0.748	1	TO-15		12/11/2020	CJR	1
2-Hexanone	0.37 "J"	ug/m3	0.222	0.707	1	TO-15		12/11/2020	CJR	1
Isopropyl Alcohol	1.08	ug/m3	0.109	0.347	1	TO-15		12/11/2020	CJR	1
Methyl ethyl ketone (MEK)	2.15	ug/m3	0.178	0.567	1	TO-15		12/11/2020	CJR	1
Methyl isobutyl ketone (MIBK)	0.41 "J"	ug/m3	0.168	0.536	1	TO-15		12/11/2020	CJR	1
Methyl Methacrylate	< 0.217	ug/m3	0.217	0.69	1	TO-15		12/11/2020	CJR	1
Methylene chloride	< 15	ug/m3	0.159	0.506	1	TO-15		12/11/2020	CJR	1

Project Name COMMUNITY WITHIN THE CORRIDOR
Project # 40420

Invoice # E38870

Lab Code 538870EE
Sample ID SS-38
Sample Matrix Air
Sample Date 12/4/2020

	Result	Unit	LOD	LOQ	Dil	Method	Ext Date	Run Date	Analyst	Code
Methyl tert-butyl ether (MTBE)	< 0.16	ug/m3	0.16	0.509	1	TO-15		12/11/2020	CJR	1
Naphthalene	< 0.675	ug/m3	0.675	2.15	1	TO-15		12/11/2020	CJR	1
Propene	3.3	ug/m3	0.079	0.251	1	TO-15		12/11/2020	CJR	1
Styrene	1.23	ug/m3	0.181	0.577	1	TO-15		12/11/2020	CJR	1
1,1,2,2-Tetrachloroethane	< 0.325	ug/m3	0.325	1.03	1	TO-15		12/11/2020	CJR	1
Tetrachloroethene	3.05	ug/m3	0.278	0.884	1	TO-15		12/11/2020	CJR	1
Tetrahydrofuran	< 0.131	ug/m3	0.131	0.417	1	TO-15		12/11/2020	CJR	1
Toluene	9.1	ug/m3	0.184	0.585	1	TO-15		12/11/2020	CJR	1
1,2,4-Trichlorobenzene	< 0.657	ug/m3	0.657	2.09	1	TO-15		12/11/2020	CJR	1
1,1,1-Trichloroethane	7.9	ug/m3	0.249	0.793	1	TO-15		12/11/2020	CJR	1
1,1,2-Trichloroethane	< 0.258	ug/m3	0.258	0.822	1	TO-15		12/11/2020	CJR	1
Trichloroethene (TCE)	112	ug/m3	0.237	0.754	1	TO-15		12/11/2020	CJR	1
Trichlorofluoromethane	1.85	ug/m3	0.337	1.07	1	TO-15		12/11/2020	CJR	1
Trichlorotrifluoroethane	0.61 "J"	ug/m3	0.402	1.28	1	TO-15		12/11/2020	CJR	1
1,2,4-Trimethylbenzene	0.88 "J"	ug/m3	0.283	0.899	1	TO-15		12/11/2020	CJR	1
1,3,5-Trimethylbenzene	< 0.232	ug/m3	0.232	0.739	1	TO-15		12/11/2020	CJR	1
Vinyl acetate	< 0.203	ug/m3	0.203	0.645	1	TO-15		12/11/2020	CJR	1
Vinyl Chloride	< 0.148	ug/m3	0.148	0.472	1	TO-15		12/11/2020	CJR	1
m&p-Xylene	1.78	ug/m3	0.377	1.2	1	TO-15		12/11/2020	CJR	1
o-Xylene	0.78	ug/m3	0.218	0.695	1	TO-15		12/11/2020	CJR	1

Project Name COMMUNITY WITHIN THE CORRIDOR
 Project # 40420

Invoice # E38870

Lab Code 538870FF
 Sample ID SS-45
 Sample Matrix Air
 Sample Date 12/4/2020

	Result	Unit	LOD	LOQ	Dil	Method	Ext Date	Run Date	Analyst	Code
Organic										
Air Samples										
Acetone	29	ug/m3	0.299	0.95	1	TO-15		12/11/2020	CJR	1
Acrolein	< 0.094	ug/m3	0.094	0.299	1	TO-15		12/11/2020	CJR	1
Benzene	1.18	ug/m3	0.136	0.433	1	TO-15		12/11/2020	CJR	1
Benzyl Chloride	< 0.209	ug/m3	0.209	0.665	1	TO-15		12/11/2020	CJR	1
Bromodichloromethane	< 0.374	ug/m3	0.374	1.19	1	TO-15		12/11/2020	CJR	1
Bromoform	< 0.414	ug/m3	0.414	1.32	1	TO-15		12/11/2020	CJR	1
Bromomethane	< 0.2	ug/m3	0.2	0.637	1	TO-15		12/11/2020	CJR	1
1,3-Butadiene	< 0.143	ug/m3	0.143	0.454	1	TO-15		12/11/2020	CJR	1
Carbon Disulfide	2.46	ug/m3	0.138	0.44	1	TO-15		12/11/2020	CJR	1
Carbon Tetrachloride	0.38 "J"	ug/m3	0.307	0.978	1	TO-15		12/11/2020	CJR	1
Chlorobenzene	< 0.251	ug/m3	0.251	0.798	1	TO-15		12/11/2020	CJR	1
Chloroethane	< 0.159	ug/m3	0.159	0.507	1	TO-15		12/11/2020	CJR	1
Chloroform	< 0.3	ug/m3	0.3	0.953	1	TO-15		12/11/2020	CJR	1
Chloromethane	0.89 "J"	ug/m3	0.831	2.64	1	TO-15		12/11/2020	CJR	1
Cyclohexane	< 0.212	ug/m3	0.212	0.674	1	TO-15		12/11/2020	CJR	1
Dibromochloromethane	< 0.376	ug/m3	0.376	1.2	1	TO-15		12/11/2020	CJR	1
1,4-Dichlorobenzene	8.5	ug/m3	0.302	0.96	1	TO-15		12/11/2020	CJR	1
1,3-Dichlorobenzene	< 0.302	ug/m3	0.302	0.96	1	TO-15		12/11/2020	CJR	1
1,2-Dichlorobenzene	< 0.235	ug/m3	0.235	0.749	1	TO-15		12/11/2020	CJR	1
Dichlorodifluoromethane	2.42	ug/m3	0.263	0.836	1	TO-15		12/11/2020	CJR	1
1,2-Dichloroethane	< 0.24	ug/m3	0.24	0.763	1	TO-15		12/11/2020	CJR	1
1,1-Dichloroethane	< 0.187	ug/m3	0.187	0.596	1	TO-15		12/11/2020	CJR	1
1,1-Dichloroethene	< 0.21	ug/m3	0.21	0.668	1	TO-15		12/11/2020	CJR	1
cis-1,2-Dichloroethene	< 0.197	ug/m3	0.197	0.626	1	TO-15		12/11/2020	CJR	1
trans-1,2-Dichloroethene	< 0.231	ug/m3	0.231	0.734	1	TO-15		12/11/2020	CJR	1
1,2-Dichloropropane	< 0.28	ug/m3	0.28	0.89	1	TO-15		12/11/2020	CJR	1
trans-1,3-Dichloropropene	< 0.198	ug/m3	0.198	0.63	1	TO-15		12/11/2020	CJR	1
cis-1,3-Dichloropropene	< 0.234	ug/m3	0.234	0.745	1	TO-15		12/11/2020	CJR	1
1,2-Dichlorotetrafluoroethane	< 0.446	ug/m3	0.446	1.42	1	TO-15		12/11/2020	CJR	1
1,4-Dioxane	< 0.157	ug/m3	0.157	0.5	1	TO-15		12/11/2020	CJR	1
EDB (1,2-Dibromoethane)	< 0.342	ug/m3	0.342	1.09	1	TO-15		12/11/2020	CJR	1
Ethanol	21.7	ug/m3	0.152	0.482	1	TO-15		12/11/2020	CJR	1
Ethyl Acetate	< 0.176	ug/m3	0.176	0.559	1	TO-15		12/11/2020	CJR	1
Ethylbenzene	< 0.203	ug/m3	0.203	0.645	1	TO-15		12/11/2020	CJR	1
4-Ethyltoluene	< 0.214	ug/m3	0.214	0.681	1	TO-15		12/11/2020	CJR	1
Heptane	< 0.265	ug/m3	0.265	0.845	1	TO-15		12/11/2020	CJR	1
Hexachlorobutadiene	< 0.489	ug/m3	0.489	1.56	1	TO-15		12/11/2020	CJR	1
Hexane	< 0.235	ug/m3	0.235	0.748	1	TO-15		12/11/2020	CJR	1
2-Hexanone	< 0.222	ug/m3	0.222	0.707	1	TO-15		12/11/2020	CJR	1
Isopropyl Alcohol	1.99	ug/m3	0.109	0.347	1	TO-15		12/11/2020	CJR	1
Methyl ethyl ketone (MEK)	5.4	ug/m3	0.178	0.567	1	TO-15		12/11/2020	CJR	1
Methyl isobutyl ketone (MIBK)	0.286 "J"	ug/m3	0.168	0.536	1	TO-15		12/11/2020	CJR	1
Methyl Methacrylate	< 0.217	ug/m3	0.217	0.69	1	TO-15		12/11/2020	CJR	1
Methylene chloride	< 15	ug/m3	0.159	0.506	1	TO-15		12/11/2020	CJR	1

Project Name COMMUNITY WITHIN THE CORRIDOR
Project # 40420

Invoice # E38870

Lab Code 538870FF
Sample ID SS-45
Sample Matrix Air
Sample Date 12/4/2020

	Result	Unit	LOD	LOQ	Dil	Method	Ext Date	Run Date	Analyst	Code
Methyl tert-butyl ether (MTBE)	< 0.16	ug/m3	0.16	0.509	1	TO-15		12/11/2020	CJR	1
Naphthalene	0.78 "J"	ug/m3	0.675	2.15	1	TO-15		12/11/2020	CJR	1
Propene	3.2	ug/m3	0.079	0.251	1	TO-15		12/11/2020	CJR	1
Styrene	0.38 "J"	ug/m3	0.181	0.577	1	TO-15		12/11/2020	CJR	1
1,1,2,2-Tetrachloroethane	< 0.325	ug/m3	0.325	1.03	1	TO-15		12/11/2020	CJR	1
Tetrachloroethene	3.2	ug/m3	0.278	0.884	1	TO-15		12/11/2020	CJR	1
Tetrahydrofuran	< 0.131	ug/m3	0.131	0.417	1	TO-15		12/11/2020	CJR	1
Toluene	1.43	ug/m3	0.184	0.585	1	TO-15		12/11/2020	CJR	1
1,2,4-Trichlorobenzene	< 0.657	ug/m3	0.657	2.09	1	TO-15		12/11/2020	CJR	1
1,1,1-Trichloroethane	8.4	ug/m3	0.249	0.793	1	TO-15		12/11/2020	CJR	1
1,1,2-Trichloroethane	< 0.258	ug/m3	0.258	0.822	1	TO-15		12/11/2020	CJR	1
Trichloroethene (TCE)	148	ug/m3	0.237	0.754	1	TO-15		12/11/2020	CJR	1
Trichlorofluoromethane	1.57	ug/m3	0.337	1.07	1	TO-15		12/11/2020	CJR	1
Trichlorotrifluoroethane	0.61 "J"	ug/m3	0.402	1.28	1	TO-15		12/11/2020	CJR	1
1,2,4-Trimethylbenzene	1.08	ug/m3	0.283	0.899	1	TO-15		12/11/2020	CJR	1
1,3,5-Trimethylbenzene	< 0.232	ug/m3	0.232	0.739	1	TO-15		12/11/2020	CJR	1
Vinyl acetate	< 0.203	ug/m3	0.203	0.645	1	TO-15		12/11/2020	CJR	1
Vinyl Chloride	< 0.148	ug/m3	0.148	0.472	1	TO-15		12/11/2020	CJR	1
m&p-Xylene	0.61 "J"	ug/m3	0.377	1.2	1	TO-15		12/11/2020	CJR	1
o-Xylene	0.303 "J"	ug/m3	0.218	0.695	1	TO-15		12/11/2020	CJR	1

Project Name COMMUNITY WITHIN THE CORRIDOR
 Project # 40420

Invoice # E38870

Lab Code 538870GG
 Sample ID SS-48
 Sample Matrix Air
 Sample Date 12/3/2020

	Result	Unit	LOD	LOQ	Dil	Method	Ext Date	Run Date	Analyst	Code
Organic										
Air Samples										
Acetone	7.8	ug/m3	0.299	0.95	1	TO-15		12/11/2020	CJR	1
Acrolein	< 0.094	ug/m3	0.094	0.299	1	TO-15		12/11/2020	CJR	1
Benzene	< 0.136	ug/m3	0.136	0.433	1	TO-15		12/11/2020	CJR	1
Benzyl Chloride	< 0.209	ug/m3	0.209	0.665	1	TO-15		12/11/2020	CJR	1
Bromodichloromethane	< 0.374	ug/m3	0.374	1.19	1	TO-15		12/11/2020	CJR	1
Bromoform	< 0.414	ug/m3	0.414	1.32	1	TO-15		12/11/2020	CJR	1
Bromomethane	< 0.2	ug/m3	0.2	0.637	1	TO-15		12/11/2020	CJR	1
1,3-Butadiene	< 0.143	ug/m3	0.143	0.454	1	TO-15		12/11/2020	CJR	1
Carbon Disulfide	0.37 "J"	ug/m3	0.138	0.44	1	TO-15		12/11/2020	CJR	1
Carbon Tetrachloride	0.315 "J"	ug/m3	0.307	0.978	1	TO-15		12/11/2020	CJR	1
Chlorobenzene	< 0.251	ug/m3	0.251	0.798	1	TO-15		12/11/2020	CJR	1
Chloroethane	< 0.159	ug/m3	0.159	0.507	1	TO-15		12/11/2020	CJR	1
Chloroform	0.63 "J"	ug/m3	0.3	0.953	1	TO-15		12/11/2020	CJR	1
Chloromethane	< 0.831	ug/m3	0.831	2.64	1	TO-15		12/11/2020	CJR	1
Cyclohexane	< 0.212	ug/m3	0.212	0.674	1	TO-15		12/11/2020	CJR	1
Dibromochloromethane	< 0.376	ug/m3	0.376	1.2	1	TO-15		12/11/2020	CJR	1
1,4-Dichlorobenzene	7.9	ug/m3	0.302	0.96	1	TO-15		12/11/2020	CJR	1
1,3-Dichlorobenzene	< 0.302	ug/m3	0.302	0.96	1	TO-15		12/11/2020	CJR	1
1,2-Dichlorobenzene	< 0.235	ug/m3	0.235	0.749	1	TO-15		12/11/2020	CJR	1
Dichlorodifluoromethane	2.42	ug/m3	0.263	0.836	1	TO-15		12/11/2020	CJR	1
1,2-Dichloroethane	< 0.24	ug/m3	0.24	0.763	1	TO-15		12/11/2020	CJR	1
1,1-Dichloroethane	< 0.187	ug/m3	0.187	0.596	1	TO-15		12/11/2020	CJR	1
1,1-Dichloroethene	< 0.21	ug/m3	0.21	0.668	1	TO-15		12/11/2020	CJR	1
cis-1,2-Dichloroethene	< 0.197	ug/m3	0.197	0.626	1	TO-15		12/11/2020	CJR	1
trans-1,2-Dichloroethene	< 0.231	ug/m3	0.231	0.734	1	TO-15		12/11/2020	CJR	1
1,2-Dichloropropane	< 0.28	ug/m3	0.28	0.89	1	TO-15		12/11/2020	CJR	1
trans-1,3-Dichloropropene	< 0.198	ug/m3	0.198	0.63	1	TO-15		12/11/2020	CJR	1
cis-1,3-Dichloropropene	< 0.234	ug/m3	0.234	0.745	1	TO-15		12/11/2020	CJR	1
1,2-Dichlorotetrafluoroethane	< 0.446	ug/m3	0.446	1.42	1	TO-15		12/11/2020	CJR	1
1,4-Dioxane	< 0.157	ug/m3	0.157	0.5	1	TO-15		12/11/2020	CJR	1
EDB (1,2-Dibromoethane)	< 0.342	ug/m3	0.342	1.09	1	TO-15		12/11/2020	CJR	1
Ethanol	131	ug/m3	0.152	0.482	1	TO-15		12/11/2020	CJR	10
Ethyl Acetate	< 0.176	ug/m3	0.176	0.559	1	TO-15		12/11/2020	CJR	1
Ethylbenzene	0.217 "J"	ug/m3	0.203	0.645	1	TO-15		12/11/2020	CJR	1
4-Ethyltoluene	< 0.214	ug/m3	0.214	0.681	1	TO-15		12/11/2020	CJR	1
Heptane	< 0.265	ug/m3	0.265	0.845	1	TO-15		12/11/2020	CJR	1
Hexachlorobutadiene	< 0.489	ug/m3	0.489	1.56	1	TO-15		12/11/2020	CJR	1
Hexane	0.42 "J"	ug/m3	0.235	0.748	1	TO-15		12/11/2020	CJR	1
2-Hexanone	0.33 "J"	ug/m3	0.222	0.707	1	TO-15		12/11/2020	CJR	1
Isopropyl Alcohol	5.5	ug/m3	0.109	0.347	1	TO-15		12/11/2020	CJR	1
Methyl ethyl ketone (MEK)	1.36	ug/m3	0.178	0.567	1	TO-15		12/11/2020	CJR	1
Methyl isobutyl ketone (MIBK)	0.33 "J"	ug/m3	0.168	0.536	1	TO-15		12/11/2020	CJR	1
Methyl Methacrylate	< 0.217	ug/m3	0.217	0.69	1	TO-15		12/11/2020	CJR	1
Methylene chloride	< 15	ug/m3	0.159	0.506	1	TO-15		12/11/2020	CJR	1

Project Name COMMUNITY WITHIN THE CORRIDOR
Project # 40420

Invoice # E38870

Lab Code 538870GG
Sample ID SS-48
Sample Matrix Air
Sample Date 12/3/2020

	Result	Unit	LOD	LOQ	Dil	Method	Ext Date	Run Date	Analyst	Code
Methyl tert-butyl ether (MTBE)	< 0.16	ug/m3	0.16	0.509	1	TO-15		12/11/2020	CJR	1
Naphthalene	1.05 "J"	ug/m3	0.675	2.15	1	TO-15		12/11/2020	CJR	1
Propene	2.65	ug/m3	0.079	0.251	1	TO-15		12/11/2020	CJR	1
Styrene	5.0	ug/m3	0.181	0.577	1	TO-15		12/11/2020	CJR	1
1,1,2,2-Tetrachloroethane	< 0.325	ug/m3	0.325	1.03	1	TO-15		12/11/2020	CJR	1
Tetrachloroethene	33	ug/m3	0.278	0.884	1	TO-15		12/11/2020	CJR	1
Tetrahydrofuran	< 0.131	ug/m3	0.131	0.417	1	TO-15		12/11/2020	CJR	1
Toluene	0.83	ug/m3	0.184	0.585	1	TO-15		12/11/2020	CJR	1
1,2,4-Trichlorobenzene	< 0.657	ug/m3	0.657	2.09	1	TO-15		12/11/2020	CJR	1
1,1,1-Trichloroethane	36	ug/m3	0.249	0.793	1	TO-15		12/11/2020	CJR	1
1,1,2-Trichloroethane	< 0.258	ug/m3	0.258	0.822	1	TO-15		12/11/2020	CJR	1
Trichloroethene (TCE)	52	ug/m3	0.237	0.754	1	TO-15		12/11/2020	CJR	1
Trichlorofluoromethane	1.4	ug/m3	0.337	1.07	1	TO-15		12/11/2020	CJR	1
Trichlorotrifluoroethane	0.54 "J"	ug/m3	0.402	1.28	1	TO-15		12/11/2020	CJR	1
1,2,4-Trimethylbenzene	1.03	ug/m3	0.283	0.899	1	TO-15		12/11/2020	CJR	1
1,3,5-Trimethylbenzene	< 0.232	ug/m3	0.232	0.739	1	TO-15		12/11/2020	CJR	1
Vinyl acetate	< 0.203	ug/m3	0.203	0.645	1	TO-15		12/11/2020	CJR	1
Vinyl Chloride	< 0.148	ug/m3	0.148	0.472	1	TO-15		12/11/2020	CJR	1
m&p-Xylene	0.65 "J"	ug/m3	0.377	1.2	1	TO-15		12/11/2020	CJR	1
o-Xylene	0.303 "J"	ug/m3	0.218	0.695	1	TO-15		12/11/2020	CJR	1

Project Name COMMUNITY WITHIN THE CORRIDOR
 Project # 40420

Invoice # E38870

Lab Code 538870HH
 Sample ID SS-49
 Sample Matrix Air
 Sample Date 12/4/2020

	Result	Unit	LOD	LOQ	Dil	Method	Ext Date	Run Date	Analyst	Code
Organic										
Air Samples										
Acetone	16.3	ug/m3	0.299	0.95	1	TO-15		12/11/2020	CJR	1
Acrolein	< 0.094	ug/m3	0.094	0.299	1	TO-15		12/11/2020	CJR	1
Benzene	0.45	ug/m3	0.136	0.433	1	TO-15		12/11/2020	CJR	1
Benzyl Chloride	< 0.209	ug/m3	0.209	0.665	1	TO-15		12/11/2020	CJR	1
Bromodichloromethane	< 0.374	ug/m3	0.374	1.19	1	TO-15		12/11/2020	CJR	1
Bromoform	< 0.414	ug/m3	0.414	1.32	1	TO-15		12/11/2020	CJR	1
Bromomethane	< 0.2	ug/m3	0.2	0.637	1	TO-15		12/11/2020	CJR	1
1,3-Butadiene	< 0.143	ug/m3	0.143	0.454	1	TO-15		12/11/2020	CJR	1
Carbon Disulfide	0.47	ug/m3	0.138	0.44	1	TO-15		12/11/2020	CJR	1
Carbon Tetrachloride	0.38 "J"	ug/m3	0.307	0.978	1	TO-15		12/11/2020	CJR	1
Chlorobenzene	< 0.251	ug/m3	0.251	0.798	1	TO-15		12/11/2020	CJR	1
Chloroethane	< 0.159	ug/m3	0.159	0.507	1	TO-15		12/11/2020	CJR	1
Chloroform	< 0.3	ug/m3	0.3	0.953	1	TO-15		12/11/2020	CJR	1
Chloromethane	< 0.831	ug/m3	0.831	2.64	1	TO-15		12/11/2020	CJR	1
Cyclohexane	< 0.212	ug/m3	0.212	0.674	1	TO-15		12/11/2020	CJR	1
Dibromochloromethane	< 0.376	ug/m3	0.376	1.2	1	TO-15		12/11/2020	CJR	1
1,4-Dichlorobenzene	2.22	ug/m3	0.302	0.96	1	TO-15		12/11/2020	CJR	1
1,3-Dichlorobenzene	< 0.302	ug/m3	0.302	0.96	1	TO-15		12/11/2020	CJR	1
1,2-Dichlorobenzene	< 0.235	ug/m3	0.235	0.749	1	TO-15		12/11/2020	CJR	1
Dichlorodifluoromethane	2.37	ug/m3	0.263	0.836	1	TO-15		12/11/2020	CJR	1
1,2-Dichloroethane	< 0.24	ug/m3	0.24	0.763	1	TO-15		12/11/2020	CJR	1
1,1-Dichloroethane	< 0.187	ug/m3	0.187	0.596	1	TO-15		12/11/2020	CJR	1
1,1-Dichloroethene	< 0.21	ug/m3	0.21	0.668	1	TO-15		12/11/2020	CJR	1
cis-1,2-Dichloroethene	< 0.197	ug/m3	0.197	0.626	1	TO-15		12/11/2020	CJR	1
trans-1,2-Dichloroethene	< 0.231	ug/m3	0.231	0.734	1	TO-15		12/11/2020	CJR	1
1,2-Dichloropropane	< 0.28	ug/m3	0.28	0.89	1	TO-15		12/11/2020	CJR	1
trans-1,3-Dichloropropene	< 0.198	ug/m3	0.198	0.63	1	TO-15		12/11/2020	CJR	1
cis-1,3-Dichloropropene	< 0.234	ug/m3	0.234	0.745	1	TO-15		12/11/2020	CJR	1
1,2-Dichlorotetrafluoroethane	< 0.446	ug/m3	0.446	1.42	1	TO-15		12/11/2020	CJR	1
1,4-Dioxane	< 0.157	ug/m3	0.157	0.5	1	TO-15		12/11/2020	CJR	1
EDB (1,2-Dibromoethane)	< 0.342	ug/m3	0.342	1.09	1	TO-15		12/11/2020	CJR	1
Ethanol	27.1	ug/m3	0.152	0.482	1	TO-15		12/11/2020	CJR	1
Ethyl Acetate	< 0.176	ug/m3	0.176	0.559	1	TO-15		12/11/2020	CJR	1
Ethylbenzene	0.56 "J"	ug/m3	0.203	0.645	1	TO-15		12/11/2020	CJR	1
4-Ethyltoluene	< 0.214	ug/m3	0.214	0.681	1	TO-15		12/11/2020	CJR	1
Heptane	2.62	ug/m3	0.265	0.845	1	TO-15		12/11/2020	CJR	1
Hexachlorobutadiene	< 0.489	ug/m3	0.489	1.56	1	TO-15		12/11/2020	CJR	1
Hexane	0.6 "J"	ug/m3	0.235	0.748	1	TO-15		12/11/2020	CJR	1
2-Hexanone	0.37 "J"	ug/m3	0.222	0.707	1	TO-15		12/11/2020	CJR	1
Isopropyl Alcohol	1.38	ug/m3	0.109	0.347	1	TO-15		12/11/2020	CJR	1
Methyl ethyl ketone (MEK)	1.59	ug/m3	0.178	0.567	1	TO-15		12/11/2020	CJR	1
Methyl isobutyl ketone (MIBK)	0.286 "J"	ug/m3	0.168	0.536	1	TO-15		12/11/2020	CJR	1
Methyl Methacrylate	< 0.217	ug/m3	0.217	0.69	1	TO-15		12/11/2020	CJR	1
Methylene chloride	< 15	ug/m3	0.159	0.506	1	TO-15		12/11/2020	CJR	1

Project Name COMMUNITY WITHIN THE CORRIDOR
Project # 40420

Invoice # E38870

Lab Code 538870HH
Sample ID SS-49
Sample Matrix Air
Sample Date 12/4/2020

	Result	Unit	LOD	LOQ	Dil	Method	Ext Date	Run Date	Analyst	Code
Methyl tert-butyl ether (MTBE)	< 0.16	ug/m3	0.16	0.509	1	TO-15		12/11/2020	CJR	1
Naphthalene	< 0.675	ug/m3	0.675	2.15	1	TO-15		12/11/2020	CJR	1
Propene	1.7	ug/m3	0.079	0.251	1	TO-15		12/11/2020	CJR	1
Styrene	1.15	ug/m3	0.181	0.577	1	TO-15		12/11/2020	CJR	1
1,1,2,2-Tetrachloroethane	< 0.325	ug/m3	0.325	1.03	1	TO-15		12/11/2020	CJR	1
Tetrachloroethene	2.1	ug/m3	0.278	0.884	1	TO-15		12/11/2020	CJR	1
Tetrahydrofuran	< 0.131	ug/m3	0.131	0.417	1	TO-15		12/11/2020	CJR	1
Toluene	11.1	ug/m3	0.184	0.585	1	TO-15		12/11/2020	CJR	1
1,2,4-Trichlorobenzene	< 0.657	ug/m3	0.657	2.09	1	TO-15		12/11/2020	CJR	1
1,1,1-Trichloroethane	6.4	ug/m3	0.249	0.793	1	TO-15		12/11/2020	CJR	1
1,1,2-Trichloroethane	< 0.258	ug/m3	0.258	0.822	1	TO-15		12/11/2020	CJR	1
Trichloroethene (TCE)	170	ug/m3	0.237	0.754	1	TO-15		12/11/2020	CJR	1
Trichlorofluoromethane	1.46	ug/m3	0.337	1.07	1	TO-15		12/11/2020	CJR	1
Trichlorotrifluoroethane	0.61 "J"	ug/m3	0.402	1.28	1	TO-15		12/11/2020	CJR	1
1,2,4-Trimethylbenzene	0.78 "J"	ug/m3	0.283	0.899	1	TO-15		12/11/2020	CJR	1
1,3,5-Trimethylbenzene	< 0.232	ug/m3	0.232	0.739	1	TO-15		12/11/2020	CJR	1
Vinyl acetate	< 0.203	ug/m3	0.203	0.645	1	TO-15		12/11/2020	CJR	1
Vinyl Chloride	< 0.148	ug/m3	0.148	0.472	1	TO-15		12/11/2020	CJR	1
m&p-Xylene	1.47	ug/m3	0.377	1.2	1	TO-15		12/11/2020	CJR	1
o-Xylene	0.61 "J"	ug/m3	0.218	0.695	1	TO-15		12/11/2020	CJR	1

"J" Flag: Analyte detected between LOD and LOQ

LOD Limit of Detection

LOQ Limit of Quantitation

Code **Comment**

- 1 Laboratory QC within limits.
- 10 Linear range of calibration curve exceeded.

All solid sample results reported on a dry weight basis unless otherwise indicated. All LOD's and LOQ's are adjusted for dilutions but not dry weight. Subcontracted results are denoted by SUB in the analyst field.

Authorized Signature



Environmental Lab, Inc.

www.synergy-lab.net
 1990 Prospect Ct. • Appleton, WI 54914
 920-830-2455 • mrsynergy@wi.twcbc.com

Sample Handling Request

Rush Analysis Date Required: _____
 (Rushes accepted only with prior authorization)
 Normal Turn Around

Lab I.D. # _____
 QUOTE # : _____
 Project #: 40420
 Sampler: (signature) *[Signature]*

Project (Name / Location): Community Within the Corridor / Milwaukee
 Reports To: Kyle R. VanderHeiden Invoice To: Accounts Payable
 Company K. Singh & Associates Company K. Singh & Associates Inc.
 Address 3636 N 124th St Address 3636 N 124th St
 City State Zip Wauwatosa, WI 53222 City State Zip Wauwatosa, WI 53222
 Phone 262-821-1171 Phone 262-821-1171
 Email kvanderheiden@ksinghengineering.com Email ap@ksinghengineering.com

Analysis Requested

Other Analysis

Lab I.D.	Sample I.D.	Collection		Filtered Y/N	No. of Containers	Sample Type (Matrix)*	Preservation	DRO (Mod DRO Sep 95)	GRO (Mod GRO Sep 95)	LEAD	NITRATE/NITRITE	OIL & GREASE	PAH (EPA 8270)	PCB	PVOC (EPA 8021)	PVOC + NAPHTHALENE	SULFATE	TOTAL SUSPENDED SOLIDS	VOC DW (EPA 524.2)	VOC (EPA 8260)	VOC AIR (TO - 15)	8-PCRA METALS	PID/ FID		
		Date	Time																						
S038870A	SS-1	12/4	12:28	N	1	A	NA																		
B	SS-2	12/4	12:57	N	1	A	NA																		
C	SS-3	12/4	13:01	N	1	A	NA																		
D	SS-5	12/4	11:08	N	1	A	NA																		
E	SS-6	12/4	13:24	N	1	A	NA																		
F	SS-7	12/4	15:09	N	1	A	NA																		
G	SS-8	12/4	13:37	N	1	A	NA																		
H	SS-9	12/4	13:53	N	1	A	NA																		
I	SS-10	12/4	13:44	N	1	A	NA																		
J	SS-11	12/4	11:25	N	1	A	NA																		
K	SS-13	12/4	15:21	N	1	A	NA																		
L	SS-15	12/4	11:50	N	1	A	NA																		

Comments/Special Instructions (*Specify groundwater "GW", Drinking Water "DW", Waste Water "WW", Soil "S", Air "A", Oil, Sludge, etc.)

Full-list VOCs except ethand and acetone

Sample Integrity - To be completed by receiving lab.

Method of Shipment: 6c

Temp. of Temp. Blank: _____ °C On Ice: _____

Cooler seal intact upon receipt: Yes No

Relinquished By: (sign)

[Signature]

Time

Date

11:00

12/7/20

Received By: (sign)

Time

Date

Received in Laboratory By:

[Signature]

Time:

8:00

Date:

12/8/20

Environmental Lab, Inc.

www.synergy-lab.net
 1990 Prospect Ct. • Appleton, WI 54914
 920-830-2455 • mrsynergy@wi.twcbc.com

Sample Handling Request

Rush Analysis Date Required: _____
 (Rushes accepted only with prior authorization)
 Normal Turn Around

Lab I.D. # _____
 QUOTE # : _____
 Project #: 40420
 Sampler: (signature) *[Signature]*

Project (Name / Location): Community Within the Corridor / Milwaukee
 Reports To: Kyle R. Vander Heiden
 Company: K. Singh & Associates, Inc.
 Address: 3636 N. 124th St.
 City State Zip: Wauwatosa, WI 53222
 Phone: 262-821-1171
 Email: kvanderheiden@ksinghengineering.com

Invoice To: _____
 Company: K. Singh & Associates, Inc.
 Address: 3636 N. 124th St.
 City State Zip: Wauwatosa, WI 53222
 Phone: 262-821-1171
 Email: ap@ksinghengineering.com

Analysis Requested **Other Analysis**

Lab I.D.	Sample I.D.	Collection		Filtered Y/N	No. of Containers	Sample Type (Matrix)*	Preservation	DRO (Mod DRO Sep 95)	GRO (Mod GRO Sep 95)	LEAD	NITRATE/NITRITE	OIL & GREASE	PAH (EPA 8270)	PCB	PVOC (EPA 8021)	PVOC + NAPHTHALENE	SULFATE	TOTAL SUSPENDED SOLIDS	VOC DW (EPA 524.2)	VOC (EPA 8260)	VOC AIR (TO - 15)	8-RCRA METALS	PID/ FID		
		Date	Time																						
S038870 M	SS-16	12/4	11:48	N	1	A	N/A																		
N	SS-17	12/4	10:45	N	1	A	N/A																		
O	SS-18	12/4	10:48	N	1	A	N/A																		
P	KV-SS-19 SS-20	12/4	10:09	N	1	A	N/A																		
Q	SS-21	12/3	15:01	N	1	A	N/A																		
R	SS-22	12/3	15:22	N	1	A	N/A																		
S	SS-23	12/3	15:34	N	1	A	N/A																		
T	SS-26	12/3	08:56	N	1	A	N/A																		
U	SS-27	12/3	11:00	N	1	A	N/A																		
V	SS-28	12/3	12:31	N	1	A	N/A																		
W	SS-29	12/3	12:35	N	1	A	N/A																		
X	SS-30	12/3	13:05	N	1	A	N/A																		

Comments/Special Instructions (*Specify groundwater "GW", Drinking Water "DW", Waste Water "WW", Soil "S", Air "A", Oil, Sludge, etc.)
 Full-list VOC except ethanol and acetone

Sample Integrity - To be completed by receiving lab.
 Method of Shipment: be
 Temp. of Temp. Blank: _____ °C On Ice:
 Cooler seal intact upon receipt: Yes No

Relinquished By: (sign) *[Signature]* Time: 11:00 Date: 12/7/20
 Received By: (sign) _____ Time: _____ Date: _____
 Received in Laboratory By: *[Signature]* Time: 8:00 Date: 12/8/20

Environmental Lab, Inc.

www.synergy-lab.net
 1990 Prospect Ct. • Appleton, WI 54914
 920-830-2455 • mrsynergy@wi.twcbc.com

Sample Handling Request

Rush Analysis Date Required: _____
 (Rushes accepted only with prior authorization)
 Normal Turn Around

Lab I.D. # _____
 QUOTE # : _____
 Project #: 40420
 Sampler: (signature) *[Signature]*

Project (Name / Location): Community Within the Corridor / Milwaukee
 Reports To: Kyle R. Vander Heiden
 Invoice To: Accounts Payable
 Company K. Singh & Associates, Inc.
 Company K. Singh & Associates, Inc.
 Address 3636 N. 124th St
 Address 3636 N. 124th St
 City State Zip Wauwatosa, WI 53222
 City State Zip Wauwatosa, WI 53222
 Phone 262-821-1171
 Phone 262-821-1171
 Email kvanderheiden@ksinghengineering.com
 Email ks@ksinghengineering.com

Analysis Requested

Other Analysis

Lab I.D.	Sample I.D.	Collection		Filtered Y/N	No. of Containers	Sample Type (Matrix)*	Preservation	DRO (Mod DRO Sep 95)	GRO (Mod GRO Sep 95)	LEAD	NITRATE/NITRITE	OIL & GREASE	PAH (EPA 8270)	PCB	PVOC (EPA 8021)	PVOC + NAPHTHALENE	SULFATE	TOTAL SUSPENDED SOLIDS	VOC DW (EPA 524.2)	VOC (EPA 8260)	VOC AIR (TO - 15)	8-PCRA METALS	PID/ FID		
		Date	Time																						
5038870 Y	SS-31	12/3	13:07	N	1	A	N/A																		
Z	SS-32	12/3	13:27	N	1	A	N/A																		
AA	SS-33	12/3	13:55	N	1	A	N/A																		
BB	SS-34	12/3	14:00	N	1	A	N/A																		
CC	SS-35	12/3	14:55	N	1	A	N/A																		
DD	SS-36	12/3	14:29	N	1	A	N/A																		
EE	SS-38	12/4	09:46	N	1	A	N/A																		
FF	SS-45	12/4	10:13	N	1	A	N/A																		
GG	SS-48	12/3	15:56	N	1	A	N/A																		
HH	SS-49	12/4	09:30	N	1	A	N/A																		

Comments/Special Instructions (*Specify groundwater "GW", Drinking Water "DW", Waste Water "WW", Soil "S", Air "A", Oil, Sludge, etc.)

Full-list VOCs except ethanol and acetone

Sample Integrity - To be completed by receiving lab.

Method of Shipment: bc

Temp. of Temp. Blank: _____ °C On Ice: _____

Cooler seal intact upon receipt: Yes No

Relinquished By: (sign)

[Signature]

Time Date

11:00 12/17/20

Received By: (sign)

Time Date

Received in Laboratory By:

[Signature]

Time: 8:00

Date: 12/8/20

Synergy Environmental Lab, INC

1990 Prospect Ct., Appleton, WI 54914 *P 920-830-2455 * F 920-733-0631

KYLE R. VANDERHEIDEN
K SINGH & ASSOCIATES
3636 N. 124TH STREET
MILWAUKEE. WI 53222

Report Date 30-Dec-20

Project Name COMMUNITY WITHIN THE CORRIDOR
Project # 40420

Invoice # E38917

Lab Code 5038917A
Sample ID SS-12
Sample Matrix Air
Sample Date 12/16/2020

	Result	Unit	LOD	LOQ	Dil	Method	Ext Date	Run Date	Analyst	Code
Organic										
Air Samples										
Acrolein	< 0.094	ug/m3	0.094	0.299	1	TO-15		12/18/2020	CJR	1
Benzene	< 0.136	ug/m3	0.136	0.433	1	TO-15		12/18/2020	CJR	1
Benzyl Chloride	< 0.209	ug/m3	0.209	0.665	1	TO-15		12/18/2020	CJR	1
Bromodichloromethane	< 0.374	ug/m3	0.374	1.19	1	TO-15		12/18/2020	CJR	1
Bromoform	< 0.414	ug/m3	0.414	1.32	1	TO-15		12/18/2020	CJR	1
Bromomethane	< 0.2	ug/m3	0.2	0.637	1	TO-15		12/18/2020	CJR	1
1,3-Butadiene	< 0.143	ug/m3	0.143	0.454	1	TO-15		12/18/2020	CJR	1
Carbon Disulfide	0.84	ug/m3	0.138	0.44	1	TO-15		12/18/2020	CJR	1
Carbon Tetrachloride	< 0.307	ug/m3	0.307	0.978	1	TO-15		12/18/2020	CJR	1
Chlorobenzene	< 0.251	ug/m3	0.251	0.798	1	TO-15		12/18/2020	CJR	1
Chloroethane	< 0.159	ug/m3	0.159	0.507	1	TO-15		12/18/2020	CJR	1
Chloroform	0.68 "J"	ug/m3	0.3	0.953	1	TO-15		12/18/2020	CJR	1
Chloromethane	< 0.831	ug/m3	0.831	2.64	1	TO-15		12/18/2020	CJR	1
Cyclohexane	< 0.212	ug/m3	0.212	0.674	1	TO-15		12/18/2020	CJR	1
Dibromochloromethane	< 0.376	ug/m3	0.376	1.2	1	TO-15		12/18/2020	CJR	1
1,4-Dichlorobenzene	1.02	ug/m3	0.302	0.96	1	TO-15		12/18/2020	CJR	1
1,3-Dichlorobenzene	< 0.302	ug/m3	0.302	0.96	1	TO-15		12/18/2020	CJR	1
1,2-Dichlorobenzene	< 0.235	ug/m3	0.235	0.749	1	TO-15		12/18/2020	CJR	1
Dichlorodifluoromethane	2.37	ug/m3	0.263	0.836	1	TO-15		12/18/2020	CJR	1
1,2-Dichloroethane	< 0.24	ug/m3	0.24	0.763	1	TO-15		12/18/2020	CJR	1
1,1-Dichloroethane	0.68	ug/m3	0.187	0.596	1	TO-15		12/18/2020	CJR	1
1,1-Dichloroethene	< 0.21	ug/m3	0.21	0.668	1	TO-15		12/18/2020	CJR	1
cis-1,2-Dichloroethene	< 0.197	ug/m3	0.197	0.626	1	TO-15		12/18/2020	CJR	1
trans-1,2-Dichloroethene	< 0.231	ug/m3	0.231	0.734	1	TO-15		12/18/2020	CJR	1
1,2-Dichloropropane	< 0.28	ug/m3	0.28	0.89	1	TO-15		12/18/2020	CJR	1

Project Name COMMUNITY WITHIN THE CORRIDOR
Project # 40420

Invoice # E38917

Lab Code 5038917A
Sample ID SS-12
Sample Matrix Air
Sample Date 12/16/2020

	Result	Unit	LOD	LOQ	Dil	Method	Ext Date	Run Date	Analyst	Code
trans-1,3-Dichloropropene	< 0.198	ug/m3	0.198	0.63	1	TO-15		12/18/2020	CJR	1
cis-1,3-Dichloropropene	< 0.234	ug/m3	0.234	0.745	1	TO-15		12/18/2020	CJR	1
1,2-Dichlorotetrafluoroethane	< 0.446	ug/m3	0.446	1.42	1	TO-15		12/18/2020	CJR	1
1,4-Dioxane	< 0.157	ug/m3	0.157	0.5	1	TO-15		12/18/2020	CJR	1
EDB (1,2-Dibromoethane)	< 0.342	ug/m3	0.342	1.09	1	TO-15		12/18/2020	CJR	1
Ethyl Acetate	< 0.176	ug/m3	0.176	0.559	1	TO-15		12/18/2020	CJR	1
Ethylbenzene	0.217 "J"	ug/m3	0.203	0.645	1	TO-15		12/18/2020	CJR	1
4-Ethyltoluene	< 0.214	ug/m3	0.214	0.681	1	TO-15		12/18/2020	CJR	1
Heptane	0.74 "J"	ug/m3	0.265	0.845	1	TO-15		12/18/2020	CJR	1
Hexachlorobutadiene	< 0.489	ug/m3	0.489	1.56	1	TO-15		12/18/2020	CJR	1
Hexane	1.2	ug/m3	0.235	0.748	1	TO-15		12/18/2020	CJR	1
2-Hexanone	< 0.222	ug/m3	0.222	0.707	1	TO-15		12/18/2020	CJR	1
Isopropyl Alcohol	0.61	ug/m3	0.109	0.347	1	TO-15		12/18/2020	CJR	1
Methyl ethyl ketone (MEK)	< 0.178	ug/m3	0.178	0.567	1	TO-15		12/18/2020	CJR	1
Methyl isobutyl ketone (MIBK)	< 0.168	ug/m3	0.168	0.536	1	TO-15		12/18/2020	CJR	1
Methyl Methacrylate	< 0.217	ug/m3	0.217	0.69	1	TO-15		12/18/2020	CJR	1
Methylene chloride	< 15	ug/m3	0.159	0.506	1	TO-15		12/18/2020	CJR	1
Methyl tert-butyl ether (MTBE)	< 0.16	ug/m3	0.16	0.509	1	TO-15		12/18/2020	CJR	1
Naphthalene	< 0.675	ug/m3	0.675	2.15	1	TO-15		12/18/2020	CJR	1
Propene	< 0.079	ug/m3	0.079	0.251	1	TO-15		12/18/2020	CJR	1
Styrene	< 0.181	ug/m3	0.181	0.577	1	TO-15		12/18/2020	CJR	1
1,1,2,2-Tetrachloroethane	< 0.325	ug/m3	0.325	1.03	1	TO-15		12/18/2020	CJR	1
Tetrachloroethene	8.8	ug/m3	0.278	0.884	1	TO-15		12/18/2020	CJR	1
Tetrahydrofuran	< 0.131	ug/m3	0.131	0.417	1	TO-15		12/18/2020	CJR	1
Toluene	6.0	ug/m3	0.184	0.585	1	TO-15		12/18/2020	CJR	1
1,2,4-Trichlorobenzene	< 0.657	ug/m3	0.657	2.09	1	TO-15		12/18/2020	CJR	1
1,1,1-Trichloroethane	22.3	ug/m3	0.249	0.793	1	TO-15		12/18/2020	CJR	1
1,1,2-Trichloroethane	< 0.258	ug/m3	0.258	0.822	1	TO-15		12/18/2020	CJR	1
Trichloroethene (TCE)	15.6	ug/m3	0.237	0.754	1	TO-15		12/18/2020	CJR	1
Trichlorofluoromethane	1.18	ug/m3	0.337	1.07	1	TO-15		12/18/2020	CJR	1
Trichlorotrifluoroethane	0.84 "J"	ug/m3	0.402	1.28	1	TO-15		12/18/2020	CJR	1
1,2,4-Trimethylbenzene	0.74 "J"	ug/m3	0.283	0.899	1	TO-15		12/18/2020	CJR	1
1,3,5-Trimethylbenzene	< 0.232	ug/m3	0.232	0.739	1	TO-15		12/18/2020	CJR	1
Vinyl acetate	< 0.203	ug/m3	0.203	0.645	1	TO-15		12/18/2020	CJR	1
Vinyl Chloride	< 0.148	ug/m3	0.148	0.472	1	TO-15		12/18/2020	CJR	1
m&p-Xylene	0.65 "J"	ug/m3	0.377	1.2	1	TO-15		12/18/2020	CJR	1
o-Xylene	0.303 "J"	ug/m3	0.218	0.695	1	TO-15		12/18/2020	CJR	1

Project Name COMMUNITY WITHIN THE CORRIDOR
Project # 40420

Invoice # E38917

Lab Code 5038917B
Sample ID SS-14
Sample Matrix Air
Sample Date 12/16/2020

	Result	Unit	LOD	LOQ	Dil	Method	Ext Date	Run Date	Analyst	Code
Organic										
Air Samples										
Acrolein	< 0.094	ug/m3	0.094	0.299	1	TO-15		12/18/2020	CJR	1
Benzene	0.16 "J"	ug/m3	0.136	0.433	1	TO-15		12/18/2020	CJR	1
Benzyl Chloride	< 0.209	ug/m3	0.209	0.665	1	TO-15		12/18/2020	CJR	1
Bromodichloromethane	< 0.374	ug/m3	0.374	1.19	1	TO-15		12/18/2020	CJR	1
Bromoform	< 0.414	ug/m3	0.414	1.32	1	TO-15		12/18/2020	CJR	1
Bromomethane	< 0.2	ug/m3	0.2	0.637	1	TO-15		12/18/2020	CJR	1
1,3-Butadiene	< 0.143	ug/m3	0.143	0.454	1	TO-15		12/18/2020	CJR	1
Carbon Disulfide	1.03	ug/m3	0.138	0.44	1	TO-15		12/18/2020	CJR	1
Carbon Tetrachloride	< 0.307	ug/m3	0.307	0.978	1	TO-15		12/18/2020	CJR	1
Chlorobenzene	< 0.251	ug/m3	0.251	0.798	1	TO-15		12/18/2020	CJR	1
Chloroethane	< 0.159	ug/m3	0.159	0.507	1	TO-15		12/18/2020	CJR	1
Chloroform	1.12	ug/m3	0.3	0.953	1	TO-15		12/18/2020	CJR	1
Chloromethane	< 0.831	ug/m3	0.831	2.64	1	TO-15		12/18/2020	CJR	1
Cyclohexane	< 0.212	ug/m3	0.212	0.674	1	TO-15		12/18/2020	CJR	1
Dibromochloromethane	< 0.376	ug/m3	0.376	1.2	1	TO-15		12/18/2020	CJR	1
1,4-Dichlorobenzene	0.84 "J"	ug/m3	0.302	0.96	1	TO-15		12/18/2020	CJR	1
1,3-Dichlorobenzene	< 0.302	ug/m3	0.302	0.96	1	TO-15		12/18/2020	CJR	1
1,2-Dichlorobenzene	< 0.235	ug/m3	0.235	0.749	1	TO-15		12/18/2020	CJR	1
Dichlorodifluoromethane	2.62	ug/m3	0.263	0.836	1	TO-15		12/18/2020	CJR	1
1,2-Dichloroethane	< 0.24	ug/m3	0.24	0.763	1	TO-15		12/18/2020	CJR	1
1,1-Dichloroethane	1740	ug/m3	3.74	11.92	20	TO-15		12/22/2020	CJR	1
1,1-Dichloroethene	28.6	ug/m3	0.21	0.668	1	TO-15		12/18/2020	CJR	1
cis-1,2-Dichloroethene	135	ug/m3	3.94	12.52	20	TO-15		12/22/2020	CJR	1
trans-1,2-Dichloroethene	258	ug/m3	4.62	14.68	20	TO-15		12/22/2020	CJR	1
1,2-Dichloropropane	< 0.28	ug/m3	0.28	0.89	1	TO-15		12/18/2020	CJR	1
trans-1,3-Dichloropropene	< 0.198	ug/m3	0.198	0.63	1	TO-15		12/18/2020	CJR	1
cis-1,3-Dichloropropene	< 0.234	ug/m3	0.234	0.745	1	TO-15		12/18/2020	CJR	1
1,2-Dichlorotetrafluoroethane	< 0.446	ug/m3	0.446	1.42	1	TO-15		12/18/2020	CJR	1
1,4-Dioxane	< 0.157	ug/m3	0.157	0.5	1	TO-15		12/18/2020	CJR	1
EDB (1,2-Dibromoethane)	< 0.342	ug/m3	0.342	1.09	1	TO-15		12/18/2020	CJR	1
Ethyl Acetate	< 0.176	ug/m3	0.176	0.559	1	TO-15		12/18/2020	CJR	1
Ethylbenzene	< 0.203	ug/m3	0.203	0.645	1	TO-15		12/18/2020	CJR	1
4-Ethyltoluene	< 0.214	ug/m3	0.214	0.681	1	TO-15		12/18/2020	CJR	1
Heptane	0.98	ug/m3	0.265	0.845	1	TO-15		12/18/2020	CJR	1
Hexachlorobutadiene	< 0.489	ug/m3	0.489	1.56	1	TO-15		12/18/2020	CJR	1
Hexane	0.85	ug/m3	0.235	0.748	1	TO-15		12/18/2020	CJR	1
2-Hexanone	< 0.222	ug/m3	0.222	0.707	1	TO-15		12/18/2020	CJR	1
Isopropyl Alcohol	2.38	ug/m3	0.109	0.347	1	TO-15		12/18/2020	CJR	1
Methyl ethyl ketone (MEK)	1.24	ug/m3	0.178	0.567	1	TO-15		12/18/2020	CJR	1
Methyl isobutyl ketone (MIBK)	0.94	ug/m3	0.168	0.536	1	TO-15		12/18/2020	CJR	1
Methyl Methacrylate	< 0.217	ug/m3	0.217	0.69	1	TO-15		12/18/2020	CJR	1
Methylene chloride	25.4	ug/m3	0.159	0.506	1	TO-15		12/18/2020	CJR	1
Methyl tert-butyl ether (MTBE)	< 0.16	ug/m3	0.16	0.509	1	TO-15		12/18/2020	CJR	1
Naphthalene	< 0.675	ug/m3	0.675	2.15	1	TO-15		12/18/2020	CJR	1

Project Name COMMUNITY WITHIN THE CORRIDOR
Project # 40420

Invoice # E38917

Lab Code 5038917B
Sample ID SS-14
Sample Matrix Air
Sample Date 12/16/2020

	Result	Unit	LOD	LOQ	Dil	Method	Ext Date	Run Date	Analyst	Code
Propene	< 0.079	ug/m3	0.079	0.251	1	TO-15		12/18/2020	CJR	1
Styrene	< 0.181	ug/m3	0.181	0.577	1	TO-15		12/18/2020	CJR	1
1,1,2,2-Tetrachloroethane	< 0.325	ug/m3	0.325	1.03	1	TO-15		12/18/2020	CJR	1
Tetrachloroethene	4.3	ug/m3	0.278	0.884	1	TO-15		12/18/2020	CJR	1
Tetrahydrofuran	< 0.131	ug/m3	0.131	0.417	1	TO-15		12/18/2020	CJR	1
Toluene	6.9	ug/m3	0.184	0.585	1	TO-15		12/18/2020	CJR	1
1,2,4-Trichlorobenzene	< 0.657	ug/m3	0.657	2.09	1	TO-15		12/18/2020	CJR	1
1,1,1-Trichloroethane	20.9	ug/m3	0.249	0.793	1	TO-15		12/18/2020	CJR	1
1,1,2-Trichloroethane	< 0.258	ug/m3	0.258	0.822	1	TO-15		12/18/2020	CJR	1
Trichloroethene (TCE)	15.1	ug/m3	0.237	0.754	1	TO-15		12/18/2020	CJR	1
Trichlorofluoromethane	1.4	ug/m3	0.337	1.07	1	TO-15		12/18/2020	CJR	1
Trichlorotrifluoroethane	35	ug/m3	0.402	1.28	1	TO-15		12/18/2020	CJR	1
1,2,4-Trimethylbenzene	0.49 "J"	ug/m3	0.283	0.899	1	TO-15		12/18/2020	CJR	1
1,3,5-Trimethylbenzene	< 0.232	ug/m3	0.232	0.739	1	TO-15		12/18/2020	CJR	1
Vinyl acetate	< 0.203	ug/m3	0.203	0.645	1	TO-15		12/18/2020	CJR	1
Vinyl Chloride	2.66	ug/m3	0.148	0.472	1	TO-15		12/18/2020	CJR	1
m&p-Xylene	0.69 "J"	ug/m3	0.377	1.2	1	TO-15		12/18/2020	CJR	1
o-Xylene	0.26 "J"	ug/m3	0.218	0.695	1	TO-15		12/18/2020	CJR	1

Project Name COMMUNITY WITHIN THE CORRIDOR
Project # 40420

Invoice # E38917

Lab Code 5038917C
Sample ID SS-19
Sample Matrix Air
Sample Date 12/16/2020

	Result	Unit	LOD	LOQ	Dil	Method	Ext Date	Run Date	Analyst	Code
Organic										
Air Samples										
Acrolein	< 0.094	ug/m3	0.094	0.299	1	TO-15		12/18/2020	CJR	1
Benzene	0.42 "J"	ug/m3	0.136	0.433	1	TO-15		12/18/2020	CJR	1
Benzyl Chloride	< 0.209	ug/m3	0.209	0.665	1	TO-15		12/18/2020	CJR	1
Bromodichloromethane	< 0.374	ug/m3	0.374	1.19	1	TO-15		12/18/2020	CJR	1
Bromoform	< 0.414	ug/m3	0.414	1.32	1	TO-15		12/18/2020	CJR	1
Bromomethane	< 0.2	ug/m3	0.2	0.637	1	TO-15		12/18/2020	CJR	1
1,3-Butadiene	< 0.143	ug/m3	0.143	0.454	1	TO-15		12/18/2020	CJR	1
Carbon Disulfide	< 0.138	ug/m3	0.138	0.44	1	TO-15		12/18/2020	CJR	1
Carbon Tetrachloride	< 0.307	ug/m3	0.307	0.978	1	TO-15		12/18/2020	CJR	1
Chlorobenzene	< 0.251	ug/m3	0.251	0.798	1	TO-15		12/18/2020	CJR	1
Chloroethane	< 0.159	ug/m3	0.159	0.507	1	TO-15		12/18/2020	CJR	1
Chloroform	< 0.3	ug/m3	0.3	0.953	1	TO-15		12/18/2020	CJR	1
Chloromethane	< 0.831	ug/m3	0.831	2.64	1	TO-15		12/18/2020	CJR	1
Cyclohexane	< 0.212	ug/m3	0.212	0.674	1	TO-15		12/18/2020	CJR	1
Dibromochloromethane	< 0.376	ug/m3	0.376	1.2	1	TO-15		12/18/2020	CJR	1
1,4-Dichlorobenzene	1.26	ug/m3	0.302	0.96	1	TO-15		12/18/2020	CJR	1
1,3-Dichlorobenzene	< 0.302	ug/m3	0.302	0.96	1	TO-15		12/18/2020	CJR	1
1,2-Dichlorobenzene	< 0.235	ug/m3	0.235	0.749	1	TO-15		12/18/2020	CJR	1
Dichlorodifluoromethane	2.67	ug/m3	0.263	0.836	1	TO-15		12/18/2020	CJR	1
1,2-Dichloroethane	< 0.24	ug/m3	0.24	0.763	1	TO-15		12/18/2020	CJR	1
1,1-Dichloroethane	1.76	ug/m3	0.187	0.596	1	TO-15		12/18/2020	CJR	1
1,1-Dichloroethene	< 0.21	ug/m3	0.21	0.668	1	TO-15		12/18/2020	CJR	1
cis-1,2-Dichloroethene	< 0.197	ug/m3	0.197	0.626	1	TO-15		12/18/2020	CJR	1
trans-1,2-Dichloroethene	< 0.231	ug/m3	0.231	0.734	1	TO-15		12/18/2020	CJR	1
1,2-Dichloropropane	< 0.28	ug/m3	0.28	0.89	1	TO-15		12/18/2020	CJR	1
trans-1,3-Dichloropropene	< 0.198	ug/m3	0.198	0.63	1	TO-15		12/18/2020	CJR	1
cis-1,3-Dichloropropene	< 0.234	ug/m3	0.234	0.745	1	TO-15		12/18/2020	CJR	1
1,2-Dichlorotetrafluoroethane	< 0.446	ug/m3	0.446	1.42	1	TO-15		12/18/2020	CJR	1
1,4-Dioxane	1.19	ug/m3	0.157	0.5	1	TO-15		12/18/2020	CJR	1
EDB (1,2-Dibromoethane)	< 0.342	ug/m3	0.342	1.09	1	TO-15		12/18/2020	CJR	1
Ethyl Acetate	< 0.176	ug/m3	0.176	0.559	1	TO-15		12/18/2020	CJR	1
Ethylbenzene	0.52 "J"	ug/m3	0.203	0.645	1	TO-15		12/18/2020	CJR	1
4-Ethyltoluene	0.98	ug/m3	0.214	0.681	1	TO-15		12/18/2020	CJR	1
Heptane	0.98	ug/m3	0.265	0.845	1	TO-15		12/18/2020	CJR	1
Hexachlorobutadiene	< 0.489	ug/m3	0.489	1.56	1	TO-15		12/18/2020	CJR	1
Hexane	0.63 "J"	ug/m3	0.235	0.748	1	TO-15		12/18/2020	CJR	1
2-Hexanone	< 0.222	ug/m3	0.222	0.707	1	TO-15		12/18/2020	CJR	1
Isopropyl Alcohol	4.1	ug/m3	0.109	0.347	1	TO-15		12/18/2020	CJR	1
Methyl ethyl ketone (MEK)	1.33	ug/m3	0.178	0.567	1	TO-15		12/18/2020	CJR	1
Methyl isobutyl ketone (MIBK)	< 0.168	ug/m3	0.168	0.536	1	TO-15		12/18/2020	CJR	1
Methyl Methacrylate	< 0.217	ug/m3	0.217	0.69	1	TO-15		12/18/2020	CJR	1
Methylene chloride	19.1	ug/m3	0.159	0.506	1	TO-15		12/18/2020	CJR	1
Methyl tert-butyl ether (MTBE)	< 0.16	ug/m3	0.16	0.509	1	TO-15		12/18/2020	CJR	1
Naphthalene	< 0.675	ug/m3	0.675	2.15	1	TO-15		12/18/2020	CJR	1

Project Name COMMUNITY WITHIN THE CORRIDOR
Project # 40420

Invoice # E38917

Lab Code 5038917C
Sample ID SS-19
Sample Matrix Air
Sample Date 12/16/2020

	Result	Unit	LOD	LOQ	Dil	Method	Ext Date	Run Date	Analyst	Code
Propene	< 0.079	ug/m3	0.079	0.251	1	TO-15		12/18/2020	CJR	1
Styrene	0.34 "J"	ug/m3	0.181	0.577	1	TO-15		12/18/2020	CJR	1
1,1,2,2-Tetrachloroethane	< 0.325	ug/m3	0.325	1.03	1	TO-15		12/18/2020	CJR	1
Tetrachloroethene	1.49	ug/m3	0.278	0.884	1	TO-15		12/18/2020	CJR	1
Tetrahydrofuran	< 0.131	ug/m3	0.131	0.417	1	TO-15		12/18/2020	CJR	1
Toluene	12	ug/m3	0.184	0.585	1	TO-15		12/18/2020	CJR	1
1,2,4-Trichlorobenzene	< 0.657	ug/m3	0.657	2.09	1	TO-15		12/18/2020	CJR	1
1,1,1-Trichloroethane	57	ug/m3	0.249	0.793	1	TO-15		12/18/2020	CJR	1
1,1,2-Trichloroethane	< 0.258	ug/m3	0.258	0.822	1	TO-15		12/18/2020	CJR	1
Trichloroethene (TCE)	25.3	ug/m3	0.237	0.754	1	TO-15		12/18/2020	CJR	1
Trichlorofluoromethane	3.5	ug/m3	0.337	1.07	1	TO-15		12/18/2020	CJR	1
Trichlorotrifluoroethane	0.61 "J"	ug/m3	0.402	1.28	1	TO-15		12/18/2020	CJR	1
1,2,4-Trimethylbenzene	2.7	ug/m3	0.283	0.899	1	TO-15		12/18/2020	CJR	1
1,3,5-Trimethylbenzene	0.44 "J"	ug/m3	0.232	0.739	1	TO-15		12/18/2020	CJR	1
Vinyl acetate	< 0.203	ug/m3	0.203	0.645	1	TO-15		12/18/2020	CJR	1
Vinyl Chloride	< 0.148	ug/m3	0.148	0.472	1	TO-15		12/18/2020	CJR	1
m&p-Xylene	1.04 "J"	ug/m3	0.377	1.2	1	TO-15		12/18/2020	CJR	1
o-Xylene	0.39 "J"	ug/m3	0.218	0.695	1	TO-15		12/18/2020	CJR	1

Project Name COMMUNITY WITHIN THE CORRIDOR
Project # 40420

Invoice # E38917

Lab Code 5038917D
Sample ID SS-24
Sample Matrix Air
Sample Date 12/16/2020

	Result	Unit	LOD	LOQ	Dil	Method	Ext Date	Run Date	Analyst	Code
Organic										
Air Samples										
Acrolein	< 0.094	ug/m3	0.094	0.299	1	TO-15		12/18/2020	CJR	1
Benzene	0.73	ug/m3	0.136	0.433	1	TO-15		12/18/2020	CJR	1
Benzyl Chloride	< 0.209	ug/m3	0.209	0.665	1	TO-15		12/18/2020	CJR	1
Bromodichloromethane	< 0.374	ug/m3	0.374	1.19	1	TO-15		12/18/2020	CJR	1
Bromoform	< 0.414	ug/m3	0.414	1.32	1	TO-15		12/18/2020	CJR	1
Bromomethane	< 0.2	ug/m3	0.2	0.637	1	TO-15		12/18/2020	CJR	1
1,3-Butadiene	< 0.143	ug/m3	0.143	0.454	1	TO-15		12/18/2020	CJR	1
Carbon Disulfide	0.187 "J"	ug/m3	0.138	0.44	1	TO-15		12/18/2020	CJR	1
Carbon Tetrachloride	0.50 "J"	ug/m3	0.307	0.978	1	TO-15		12/18/2020	CJR	1
Chlorobenzene	< 0.251	ug/m3	0.251	0.798	1	TO-15		12/18/2020	CJR	1
Chloroethane	< 0.159	ug/m3	0.159	0.507	1	TO-15		12/18/2020	CJR	1
Chloroform	< 0.3	ug/m3	0.3	0.953	1	TO-15		12/18/2020	CJR	1
Chloromethane	< 0.831	ug/m3	0.831	2.64	1	TO-15		12/18/2020	CJR	1
Cyclohexane	1.14	ug/m3	0.212	0.674	1	TO-15		12/18/2020	CJR	1
Dibromochloromethane	< 0.376	ug/m3	0.376	1.2	1	TO-15		12/18/2020	CJR	1
1,4-Dichlorobenzene	1.92	ug/m3	0.302	0.96	1	TO-15		12/18/2020	CJR	1
1,3-Dichlorobenzene	< 0.302	ug/m3	0.302	0.96	1	TO-15		12/18/2020	CJR	1
1,2-Dichlorobenzene	< 0.235	ug/m3	0.235	0.749	1	TO-15		12/18/2020	CJR	1
Dichlorodifluoromethane	3.4	ug/m3	0.263	0.836	1	TO-15		12/18/2020	CJR	1
1,2-Dichloroethane	< 0.24	ug/m3	0.24	0.763	1	TO-15		12/18/2020	CJR	1
1,1-Dichloroethane	0.96	ug/m3	0.187	0.596	1	TO-15		12/18/2020	CJR	1
1,1-Dichloroethene	< 0.21	ug/m3	0.21	0.668	1	TO-15		12/18/2020	CJR	1
cis-1,2-Dichloroethene	< 0.197	ug/m3	0.197	0.626	1	TO-15		12/18/2020	CJR	1
trans-1,2-Dichloroethene	< 0.231	ug/m3	0.231	0.734	1	TO-15		12/18/2020	CJR	1
1,2-Dichloropropane	< 0.28	ug/m3	0.28	0.89	1	TO-15		12/18/2020	CJR	1
trans-1,3-Dichloropropene	< 0.198	ug/m3	0.198	0.63	1	TO-15		12/18/2020	CJR	1
cis-1,3-Dichloropropene	< 0.234	ug/m3	0.234	0.745	1	TO-15		12/18/2020	CJR	1
1,2-Dichlorotetrafluoroethane	< 0.446	ug/m3	0.446	1.42	1	TO-15		12/18/2020	CJR	1
1,4-Dioxane	< 0.157	ug/m3	0.157	0.5	1	TO-15		12/18/2020	CJR	1
EDB (1,2-Dibromoethane)	< 0.342	ug/m3	0.342	1.09	1	TO-15		12/18/2020	CJR	1
Ethyl Acetate	< 0.176	ug/m3	0.176	0.559	1	TO-15		12/18/2020	CJR	1
Ethylbenzene	0.61 "J"	ug/m3	0.203	0.645	1	TO-15		12/18/2020	CJR	1
4-Ethyltoluene	0.44 "J"	ug/m3	0.214	0.681	1	TO-15		12/18/2020	CJR	1
Heptane	0.94	ug/m3	0.265	0.845	1	TO-15		12/18/2020	CJR	1
Hexachlorobutadiene	< 0.489	ug/m3	0.489	1.56	1	TO-15		12/18/2020	CJR	1
Hexane	9.3	ug/m3	0.235	0.748	1	TO-15		12/18/2020	CJR	1
2-Hexanone	< 0.222	ug/m3	0.222	0.707	1	TO-15		12/18/2020	CJR	1
Isopropyl Alcohol	0.74	ug/m3	0.109	0.347	1	TO-15		12/18/2020	CJR	1
Methyl ethyl ketone (MEK)	< 0.178	ug/m3	0.178	0.567	1	TO-15		12/18/2020	CJR	1
Methyl isobutyl ketone (MIBK)	< 0.168	ug/m3	0.168	0.536	1	TO-15		12/18/2020	CJR	1
Methyl Methacrylate	< 0.217	ug/m3	0.217	0.69	1	TO-15		12/18/2020	CJR	1
Methylene chloride	< 15	ug/m3	0.159	0.506	1	TO-15		12/18/2020	CJR	1
Methyl tert-butyl ether (MTBE)	< 0.16	ug/m3	0.16	0.509	1	TO-15		12/18/2020	CJR	1
Naphthalene	< 0.675	ug/m3	0.675	2.15	1	TO-15		12/18/2020	CJR	1

Project Name COMMUNITY WITHIN THE CORRIDOR
Project # 40420

Invoice # E38917

Lab Code 5038917D
Sample ID SS-24
Sample Matrix Air
Sample Date 12/16/2020

	Result	Unit	LOD	LOQ	Dil	Method	Ext Date	Run Date	Analyst	Code
Propene	< 0.079	ug/m3	0.079	0.251	1	TO-15		12/18/2020	CJR	1
Styrene	0.34 "J"	ug/m3	0.181	0.577	1	TO-15		12/18/2020	CJR	1
1,1,2,2-Tetrachloroethane	< 0.325	ug/m3	0.325	1.03	1	TO-15		12/18/2020	CJR	1
Tetrachloroethene	< 0.278	ug/m3	0.278	0.884	1	TO-15		12/18/2020	CJR	1
Tetrahydrofuran	< 0.131	ug/m3	0.131	0.417	1	TO-15		12/18/2020	CJR	1
Toluene	7.3	ug/m3	0.184	0.585	1	TO-15		12/18/2020	CJR	1
1,2,4-Trichlorobenzene	< 0.657	ug/m3	0.657	2.09	1	TO-15		12/18/2020	CJR	1
1,1,1-Trichloroethane	1.2	ug/m3	0.249	0.793	1	TO-15		12/18/2020	CJR	1
1,1,2-Trichloroethane	< 0.258	ug/m3	0.258	0.822	1	TO-15		12/18/2020	CJR	1
Trichloroethene (TCE)	1.07	ug/m3	0.237	0.754	1	TO-15		12/18/2020	CJR	1
Trichlorofluoromethane	1.69	ug/m3	0.337	1.07	1	TO-15		12/18/2020	CJR	1
Trichlorotrifluoroethane	0.77 "J"	ug/m3	0.402	1.28	1	TO-15		12/18/2020	CJR	1
1,2,4-Trimethylbenzene	1.37	ug/m3	0.283	0.899	1	TO-15		12/18/2020	CJR	1
1,3,5-Trimethylbenzene	0.34 "J"	ug/m3	0.232	0.739	1	TO-15		12/18/2020	CJR	1
Vinyl acetate	< 0.203	ug/m3	0.203	0.645	1	TO-15		12/18/2020	CJR	1
Vinyl Chloride	< 0.148	ug/m3	0.148	0.472	1	TO-15		12/18/2020	CJR	1
m&p-Xylene	0.91 "J"	ug/m3	0.377	1.2	1	TO-15		12/18/2020	CJR	1
o-Xylene	0.39 "J"	ug/m3	0.218	0.695	1	TO-15		12/18/2020	CJR	1

Project Name COMMUNITY WITHIN THE CORRIDOR
Project # 40420

Invoice # E38917

Lab Code 5038917E
Sample ID SS-25
Sample Matrix Air
Sample Date 12/16/2020

	Result	Unit	LOD	LOQ	Dil	Method	Ext Date	Run Date	Analyst	Code
Organic										
Air Samples										
Acrolein	< 0.094	ug/m3	0.094	0.299	1	TO-15		12/18/2020	CJR	1
Benzene	1.95	ug/m3	0.136	0.433	1	TO-15		12/18/2020	CJR	1
Benzyl Chloride	< 0.209	ug/m3	0.209	0.665	1	TO-15		12/18/2020	CJR	1
Bromodichloromethane	< 0.374	ug/m3	0.374	1.19	1	TO-15		12/18/2020	CJR	1
Bromoform	< 0.414	ug/m3	0.414	1.32	1	TO-15		12/18/2020	CJR	1
Bromomethane	< 0.2	ug/m3	0.2	0.637	1	TO-15		12/18/2020	CJR	1
1,3-Butadiene	< 0.143	ug/m3	0.143	0.454	1	TO-15		12/18/2020	CJR	1
Carbon Disulfide	0.218 "J"	ug/m3	0.138	0.44	1	TO-15		12/18/2020	CJR	1
Carbon Tetrachloride	0.57 "J"	ug/m3	0.307	0.978	1	TO-15		12/18/2020	CJR	1
Chlorobenzene	< 0.251	ug/m3	0.251	0.798	1	TO-15		12/18/2020	CJR	1
Chloroethane	< 0.159	ug/m3	0.159	0.507	1	TO-15		12/18/2020	CJR	1
Chloroform	33	ug/m3	0.3	0.953	1	TO-15		12/18/2020	CJR	1
Chloromethane	< 0.831	ug/m3	0.831	2.64	1	TO-15		12/18/2020	CJR	1
Cyclohexane	< 0.212	ug/m3	0.212	0.674	1	TO-15		12/18/2020	CJR	1
Dibromochloromethane	< 0.376	ug/m3	0.376	1.2	1	TO-15		12/18/2020	CJR	1
1,4-Dichlorobenzene	1.2	ug/m3	0.302	0.96	1	TO-15		12/18/2020	CJR	1
1,3-Dichlorobenzene	< 0.302	ug/m3	0.302	0.96	1	TO-15		12/18/2020	CJR	1
1,2-Dichlorobenzene	< 0.235	ug/m3	0.235	0.749	1	TO-15		12/18/2020	CJR	1
Dichlorodifluoromethane	2.87	ug/m3	0.263	0.836	1	TO-15		12/18/2020	CJR	1
1,2-Dichloroethane	< 0.24	ug/m3	0.24	0.763	1	TO-15		12/18/2020	CJR	1
1,1-Dichloroethane	2.72	ug/m3	0.187	0.596	1	TO-15		12/18/2020	CJR	1
1,1-Dichloroethene	< 0.21	ug/m3	0.21	0.668	1	TO-15		12/18/2020	CJR	1
cis-1,2-Dichloroethene	25.2	ug/m3	0.197	0.626	1	TO-15		12/18/2020	CJR	1
trans-1,2-Dichloroethene	7.3	ug/m3	0.231	0.734	1	TO-15		12/18/2020	CJR	1
1,2-Dichloropropane	< 0.28	ug/m3	0.28	0.89	1	TO-15		12/18/2020	CJR	1
trans-1,3-Dichloropropene	< 0.198	ug/m3	0.198	0.63	1	TO-15		12/18/2020	CJR	1
cis-1,3-Dichloropropene	< 0.234	ug/m3	0.234	0.745	1	TO-15		12/18/2020	CJR	1
1,2-Dichlorotetrafluoroethane	< 0.446	ug/m3	0.446	1.42	1	TO-15		12/18/2020	CJR	1
1,4-Dioxane	< 0.157	ug/m3	0.157	0.5	1	TO-15		12/18/2020	CJR	1
EDB (1,2-Dibromoethane)	< 0.342	ug/m3	0.342	1.09	1	TO-15		12/18/2020	CJR	1
Ethyl Acetate	< 0.176	ug/m3	0.176	0.559	1	TO-15		12/18/2020	CJR	1
Ethylbenzene	0.43 "J"	ug/m3	0.203	0.645	1	TO-15		12/18/2020	CJR	1
4-Ethyltoluene	0.245 "J"	ug/m3	0.214	0.681	1	TO-15		12/18/2020	CJR	1
Heptane	0.78 "J"	ug/m3	0.265	0.845	1	TO-15		12/18/2020	CJR	1
Hexachlorobutadiene	< 0.489	ug/m3	0.489	1.56	1	TO-15		12/18/2020	CJR	1
Hexane	0.95	ug/m3	0.235	0.748	1	TO-15		12/18/2020	CJR	1
2-Hexanone	< 0.222	ug/m3	0.222	0.707	1	TO-15		12/18/2020	CJR	1
Isopropyl Alcohol	1.08	ug/m3	0.109	0.347	1	TO-15		12/18/2020	CJR	1
Methyl ethyl ketone (MEK)	2.27	ug/m3	0.178	0.567	1	TO-15		12/18/2020	CJR	1
Methyl isobutyl ketone (MIBK)	0.205 "J"	ug/m3	0.168	0.536	1	TO-15		12/18/2020	CJR	1
Methyl Methacrylate	< 0.217	ug/m3	0.217	0.69	1	TO-15		12/18/2020	CJR	1
Methylene chloride	< 15	ug/m3	0.159	0.506	1	TO-15		12/18/2020	CJR	1
Methyl tert-butyl ether (MTBE)	< 0.16	ug/m3	0.16	0.509	1	TO-15		12/18/2020	CJR	1
Naphthalene	< 0.675	ug/m3	0.675	2.15	1	TO-15		12/18/2020	CJR	1

Project Name COMMUNITY WITHIN THE CORRIDOR
Project # 40420

Invoice # E38917

Lab Code 5038917E
Sample ID SS-25
Sample Matrix Air
Sample Date 12/16/2020

	Result	Unit	LOD	LOQ	Dil	Method	Ext Date	Run Date	Analyst	Code
Propene	< 0.079	ug/m3	0.079	0.251	1	TO-15		12/18/2020	CJR	1
Styrene	0.255 "J"	ug/m3	0.181	0.577	1	TO-15		12/18/2020	CJR	1
1,1,2,2-Tetrachloroethane	< 0.325	ug/m3	0.325	1.03	1	TO-15		12/18/2020	CJR	1
Tetrachloroethene	51	ug/m3	0.278	0.884	1	TO-15		12/18/2020	CJR	1
Tetrahydrofuran	< 0.131	ug/m3	0.131	0.417	1	TO-15		12/18/2020	CJR	1
Toluene	6.4	ug/m3	0.184	0.585	1	TO-15		12/18/2020	CJR	1
1,2,4-Trichlorobenzene	< 0.657	ug/m3	0.657	2.09	1	TO-15		12/18/2020	CJR	1
1,1,1-Trichloroethane	31.3	ug/m3	0.249	0.793	1	TO-15		12/18/2020	CJR	1
1,1,2-Trichloroethane	2.12	ug/m3	0.258	0.822	1	TO-15		12/18/2020	CJR	1
Trichloroethene (TCE)	85000	ug/m3	94.8	301.6	400	TO-15		12/23/2020	CJR	1
Trichlorofluoromethane	1.69	ug/m3	0.337	1.07	1	TO-15		12/18/2020	CJR	1
Trichlorotrifluoroethane	0.77 "J"	ug/m3	0.402	1.28	1	TO-15		12/18/2020	CJR	1
1,2,4-Trimethylbenzene	0.64 "J"	ug/m3	0.283	0.899	1	TO-15		12/18/2020	CJR	1
1,3,5-Trimethylbenzene	< 0.232	ug/m3	0.232	0.739	1	TO-15		12/18/2020	CJR	1
Vinyl acetate	< 0.203	ug/m3	0.203	0.645	1	TO-15		12/18/2020	CJR	1
Vinyl Chloride	< 0.148	ug/m3	0.148	0.472	1	TO-15		12/18/2020	CJR	1
m&p-Xylene	0.87 "J"	ug/m3	0.377	1.2	1	TO-15		12/18/2020	CJR	1
o-Xylene	0.39 "J"	ug/m3	0.218	0.695	1	TO-15		12/18/2020	CJR	1

Project Name COMMUNITY WITHIN THE CORRIDOR
Project # 40420

Invoice # E38917

Lab Code 5038917F
Sample ID SS-37
Sample Matrix Air
Sample Date 12/16/2020

	Result	Unit	LOD	LOQ	Dil	Method	Ext Date	Run Date	Analyst	Code
Organic										
Air Samples										
Acrolein	< 0.094	ug/m3	0.094	0.299	1	TO-15		12/18/2020	CJR	1
Benzene	0.35 "J"	ug/m3	0.136	0.433	1	TO-15		12/18/2020	CJR	1
Benzyl Chloride	< 0.209	ug/m3	0.209	0.665	1	TO-15		12/18/2020	CJR	1
Bromodichloromethane	< 0.374	ug/m3	0.374	1.19	1	TO-15		12/18/2020	CJR	1
Bromoform	< 0.414	ug/m3	0.414	1.32	1	TO-15		12/18/2020	CJR	1
Bromomethane	< 0.2	ug/m3	0.2	0.637	1	TO-15		12/18/2020	CJR	1
1,3-Butadiene	< 0.143	ug/m3	0.143	0.454	1	TO-15		12/18/2020	CJR	1
Carbon Disulfide	0.68	ug/m3	0.138	0.44	1	TO-15		12/18/2020	CJR	1
Carbon Tetrachloride	< 0.307	ug/m3	0.307	0.978	1	TO-15		12/18/2020	CJR	1
Chlorobenzene	< 0.251	ug/m3	0.251	0.798	1	TO-15		12/18/2020	CJR	1
Chloroethane	< 0.159	ug/m3	0.159	0.507	1	TO-15		12/18/2020	CJR	1
Chloroform	0.63 "J"	ug/m3	0.3	0.953	1	TO-15		12/18/2020	CJR	1
Chloromethane	< 0.831	ug/m3	0.831	2.64	1	TO-15		12/18/2020	CJR	1
Cyclohexane	< 0.212	ug/m3	0.212	0.674	1	TO-15		12/18/2020	CJR	1
Dibromochloromethane	< 0.376	ug/m3	0.376	1.2	1	TO-15		12/18/2020	CJR	1
1,4-Dichlorobenzene	1.08	ug/m3	0.302	0.96	1	TO-15		12/18/2020	CJR	1
1,3-Dichlorobenzene	< 0.302	ug/m3	0.302	0.96	1	TO-15		12/18/2020	CJR	1
1,2-Dichlorobenzene	< 0.235	ug/m3	0.235	0.749	1	TO-15		12/18/2020	CJR	1
Dichlorodifluoromethane	2.92	ug/m3	0.263	0.836	1	TO-15		12/18/2020	CJR	1
1,2-Dichloroethane	< 0.24	ug/m3	0.24	0.763	1	TO-15		12/18/2020	CJR	1
1,1-Dichloroethane	< 0.187	ug/m3	0.187	0.596	1	TO-15		12/18/2020	CJR	1
1,1-Dichloroethene	< 0.21	ug/m3	0.21	0.668	1	TO-15		12/18/2020	CJR	1
cis-1,2-Dichloroethene	< 0.197	ug/m3	0.197	0.626	1	TO-15		12/18/2020	CJR	1
trans-1,2-Dichloroethene	< 0.231	ug/m3	0.231	0.734	1	TO-15		12/18/2020	CJR	1
1,2-Dichloropropane	< 0.28	ug/m3	0.28	0.89	1	TO-15		12/18/2020	CJR	1
trans-1,3-Dichloropropene	< 0.198	ug/m3	0.198	0.63	1	TO-15		12/18/2020	CJR	1
cis-1,3-Dichloropropene	< 0.234	ug/m3	0.234	0.745	1	TO-15		12/18/2020	CJR	1
1,2-Dichlorotetrafluoroethane	< 0.446	ug/m3	0.446	1.42	1	TO-15		12/18/2020	CJR	1
1,4-Dioxane	< 0.157	ug/m3	0.157	0.5	1	TO-15		12/18/2020	CJR	1
EDB (1,2-Dibromoethane)	< 0.342	ug/m3	0.342	1.09	1	TO-15		12/18/2020	CJR	1
Ethyl Acetate	< 0.176	ug/m3	0.176	0.559	1	TO-15		12/18/2020	CJR	1
Ethylbenzene	0.303 "J"	ug/m3	0.203	0.645	1	TO-15		12/18/2020	CJR	1
4-Ethyltoluene	0.245 "J"	ug/m3	0.214	0.681	1	TO-15		12/18/2020	CJR	1
Heptane	1.06	ug/m3	0.265	0.845	1	TO-15		12/18/2020	CJR	1
Hexachlorobutadiene	< 0.489	ug/m3	0.489	1.56	1	TO-15		12/18/2020	CJR	1
Hexane	0.63 "J"	ug/m3	0.235	0.748	1	TO-15		12/18/2020	CJR	1
2-Hexanone	0.65 "J"	ug/m3	0.222	0.707	1	TO-15		12/18/2020	CJR	1
Isopropyl Alcohol	1.45	ug/m3	0.109	0.347	1	TO-15		12/18/2020	CJR	1
Methyl ethyl ketone (MEK)	1.47	ug/m3	0.178	0.567	1	TO-15		12/18/2020	CJR	1
Methyl isobutyl ketone (MIBK)	0.33 "J"	ug/m3	0.168	0.536	1	TO-15		12/18/2020	CJR	1
Methyl Methacrylate	< 0.217	ug/m3	0.217	0.69	1	TO-15		12/18/2020	CJR	1
Methylene chloride	< 15	ug/m3	0.159	0.506	1	TO-15		12/18/2020	CJR	1
Methyl tert-butyl ether (MTBE)	< 0.16	ug/m3	0.16	0.509	1	TO-15		12/18/2020	CJR	1
Naphthalene	< 0.675	ug/m3	0.675	2.15	1	TO-15		12/18/2020	CJR	1

Project Name COMMUNITY WITHIN THE CORRIDOR
Project # 40420

Invoice # E38917

Lab Code 5038917F
Sample ID SS-37
Sample Matrix Air
Sample Date 12/16/2020

	Result	Unit	LOD	LOQ	Dil	Method	Ext Date	Run Date	Analyst	Code
Propene	< 0.079	ug/m3	0.079	0.251	1	TO-15		12/18/2020	CJR	1
Styrene	0.255 "J"	ug/m3	0.181	0.577	1	TO-15		12/18/2020	CJR	1
1,1,2,2-Tetrachloroethane	< 0.325	ug/m3	0.325	1.03	1	TO-15		12/18/2020	CJR	1
Tetrachloroethene	21.2	ug/m3	0.278	0.884	1	TO-15		12/18/2020	CJR	1
Tetrahydrofuran	< 0.131	ug/m3	0.131	0.417	1	TO-15		12/18/2020	CJR	1
Toluene	8.2	ug/m3	0.184	0.585	1	TO-15		12/18/2020	CJR	1
1,2,4-Trichlorobenzene	< 0.657	ug/m3	0.657	2.09	1	TO-15		12/18/2020	CJR	1
1,1,1-Trichloroethane	3.3	ug/m3	0.249	0.793	1	TO-15		12/18/2020	CJR	1
1,1,2-Trichloroethane	< 0.258	ug/m3	0.258	0.822	1	TO-15		12/18/2020	CJR	1
Trichloroethene (TCE)	117	ug/m3	0.237	0.754	1	TO-15		12/18/2020	CJR	1
Trichlorofluoromethane	1.57	ug/m3	0.337	1.07	1	TO-15		12/18/2020	CJR	1
Trichlorotrifluoroethane	0.69 "J"	ug/m3	0.402	1.28	1	TO-15		12/18/2020	CJR	1
1,2,4-Trimethylbenzene	0.64 "J"	ug/m3	0.283	0.899	1	TO-15		12/18/2020	CJR	1
1,3,5-Trimethylbenzene	< 0.232	ug/m3	0.232	0.739	1	TO-15		12/18/2020	CJR	1
Vinyl acetate	< 0.203	ug/m3	0.203	0.645	1	TO-15		12/18/2020	CJR	1
Vinyl Chloride	< 0.148	ug/m3	0.148	0.472	1	TO-15		12/18/2020	CJR	1
m&p-Xylene	0.78 "J"	ug/m3	0.377	1.2	1	TO-15		12/18/2020	CJR	1
o-Xylene	0.303 "J"	ug/m3	0.218	0.695	1	TO-15		12/18/2020	CJR	1

Project Name COMMUNITY WITHIN THE CORRIDOR
Project # 40420

Invoice # E38917

Lab Code 5038917G
Sample ID SS-39
Sample Matrix Air
Sample Date 12/16/2020

	Result	Unit	LOD	LOQ	Dil	Method	Ext Date	Run Date	Analyst	Code
Organic										
Air Samples										
Acrolein	< 188	ug/m3	188	598	2000	TO-15		12/29/2020	CJR	1
Benzene	5100	ug/m3	272	866	2000	TO-15		12/29/2020	CJR	1
Benzyl Chloride	< 418	ug/m3	418	1330	2000	TO-15		12/29/2020	CJR	1
Bromodichloromethane	< 748	ug/m3	748	2380	2000	TO-15		12/29/2020	CJR	1
Bromoform	< 828	ug/m3	828	2640	2000	TO-15		12/29/2020	CJR	1
Bromomethane	< 400	ug/m3	400	1274	2000	TO-15		12/29/2020	CJR	1
1,3-Butadiene	< 286	ug/m3	286	908	2000	TO-15		12/29/2020	CJR	1
Carbon Disulfide	< 276	ug/m3	276	880	2000	TO-15		12/29/2020	CJR	1
Carbon Tetrachloride	< 614	ug/m3	614	1956	2000	TO-15		12/29/2020	CJR	1
Chlorobenzene	< 502	ug/m3	502	1596	2000	TO-15		12/29/2020	CJR	1
Chloroethane	1790	ug/m3	318	1014	2000	TO-15		12/29/2020	CJR	1
Chloroform	< 600	ug/m3	600	1906	2000	TO-15		12/29/2020	CJR	1
Chloromethane	< 1662	ug/m3	1662	5280	2000	TO-15		12/29/2020	CJR	1
Cyclohexane	16400	ug/m3	424	1348	2000	TO-15		12/29/2020	CJR	1
Dibromochloromethane	< 752	ug/m3	752	2400	2000	TO-15		12/29/2020	CJR	1
1,4-Dichlorobenzene	< 604	ug/m3	604	1920	2000	TO-15		12/29/2020	CJR	1
1,3-Dichlorobenzene	< 604	ug/m3	604	1920	2000	TO-15		12/29/2020	CJR	1
1,2-Dichlorobenzene	< 470	ug/m3	470	1498	2000	TO-15		12/29/2020	CJR	1
Dichlorodifluoromethane	< 526	ug/m3	526	1672	2000	TO-15		12/29/2020	CJR	1
1,2-Dichloroethane	< 480	ug/m3	480	1526	2000	TO-15		12/29/2020	CJR	1
1,1-Dichloroethane	960 "J"	ug/m3	374	1192	2000	TO-15		12/29/2020	CJR	1
1,1-Dichloroethene	< 420	ug/m3	420	1336	2000	TO-15		12/29/2020	CJR	1
cis-1,2-Dichloroethene	< 394	ug/m3	394	1252	2000	TO-15		12/29/2020	CJR	1
trans-1,2-Dichloroethene	< 462	ug/m3	462	1468	2000	TO-15		12/29/2020	CJR	1
1,2-Dichloropropane	< 560	ug/m3	560	1780	2000	TO-15		12/29/2020	CJR	1
trans-1,3-Dichloropropene	< 396	ug/m3	396	1260	2000	TO-15		12/29/2020	CJR	1
cis-1,3-Dichloropropene	< 468	ug/m3	468	1490	2000	TO-15		12/29/2020	CJR	1
1,2-Dichlorotetrafluoroethane	< 892	ug/m3	892	2840	2000	TO-15		12/29/2020	CJR	1
1,4-Dioxane	< 314	ug/m3	314	1000	2000	TO-15		12/29/2020	CJR	1
EDB (1,2-Dibromoethane)	< 684	ug/m3	684	2180	2000	TO-15		12/29/2020	CJR	1
Ethyl Acetate	< 352	ug/m3	352	1118	2000	TO-15		12/29/2020	CJR	1
Ethylbenzene	< 406	ug/m3	406	1290	2000	TO-15		12/29/2020	CJR	1
4-Ethyltoluene	< 428	ug/m3	428	1362	2000	TO-15		12/29/2020	CJR	1
Heptane	1230 "J"	ug/m3	530	1690	2000	TO-15		12/29/2020	CJR	1
Hexachlorobutadiene	< 978	ug/m3	978	3120	2000	TO-15		12/29/2020	CJR	1
Hexane	134000	ug/m3	470	1496	2000	TO-15		12/29/2020	CJR	1
2-Hexanone	< 444	ug/m3	444	1414	2000	TO-15		12/29/2020	CJR	1
Isopropyl Alcohol	4100	ug/m3	218	694	2000	TO-15		12/29/2020	CJR	1
Methyl ethyl ketone (MEK)	< 356	ug/m3	356	1134	2000	TO-15		12/29/2020	CJR	1
Methyl isobutyl ketone (MIBK)	< 336	ug/m3	336	1072	2000	TO-15		12/29/2020	CJR	1
Methyl Methacrylate	< 434	ug/m3	434	1380	2000	TO-15		12/29/2020	CJR	1
Methylene chloride	< 30000	ug/m3	318	1012	2000	TO-15		12/29/2020	CJR	1
Methyl tert-butyl ether (MTBE)	< 320	ug/m3	320	1018	2000	TO-15		12/29/2020	CJR	1
Naphthalene	< 1350	ug/m3	1350	4300	2000	TO-15		12/29/2020	CJR	1

Project Name COMMUNITY WITHIN THE CORRIDOR
Project # 40420

Invoice # E38917

Lab Code 5038917G
Sample ID SS-39
Sample Matrix Air
Sample Date 12/16/2020

	Result	Unit	LOD	LOQ	Dil	Method	Ext Date	Run Date	Analyst	Code
Propene	< 158	ug/m3	158	502	2000	TO-15		12/29/2020	CJR	1
Styrene	< 362	ug/m3	362	1154	2000	TO-15		12/29/2020	CJR	1
1,1,2,2-Tetrachloroethane	< 650	ug/m3	650	2060	2000	TO-15		12/29/2020	CJR	1
Tetrachloroethene	< 556	ug/m3	556	1768	2000	TO-15		12/29/2020	CJR	1
Tetrahydrofuran	< 262	ug/m3	262	834	2000	TO-15		12/29/2020	CJR	1
Toluene	830 "J"	ug/m3	368	1170	2000	TO-15		12/29/2020	CJR	1
1,2,4-Trichlorobenzene	< 1314	ug/m3	1314	4180	2000	TO-15		12/29/2020	CJR	1
1,1,1-Trichloroethane	< 498	ug/m3	498	1586	2000	TO-15		12/29/2020	CJR	1
1,1,2-Trichloroethane	< 516	ug/m3	516	1644	2000	TO-15		12/29/2020	CJR	1
Trichloroethene (TCE)	< 474	ug/m3	474	1508	2000	TO-15		12/29/2020	CJR	1
Trichlorofluoromethane	< 674	ug/m3	674	2140	2000	TO-15		12/29/2020	CJR	1
Trichlorotrifluoroethane	< 804	ug/m3	804	2560	2000	TO-15		12/29/2020	CJR	1
1,2,4-Trimethylbenzene	< 566	ug/m3	566	1798	2000	TO-15		12/29/2020	CJR	1
1,3,5-Trimethylbenzene	< 464	ug/m3	464	1478	2000	TO-15		12/29/2020	CJR	1
Vinyl acetate	< 406	ug/m3	406	1290	2000	TO-15		12/29/2020	CJR	1
Vinyl Chloride	360 "J"	ug/m3	296	944	2000	TO-15		12/29/2020	CJR	1
m&p-Xylene	< 754	ug/m3	754	2400	2000	TO-15		12/29/2020	CJR	1
o-Xylene	< 436	ug/m3	436	1390	2000	TO-15		12/29/2020	CJR	1

Project Name COMMUNITY WITHIN THE CORRIDOR
 Project # 40420

Invoice # E38917

Lab Code 5038917H
 Sample ID SS-41
 Sample Matrix Air
 Sample Date 12/16/2020

	Result	Unit	LOD	LOQ	Dil	Method	Ext Date	Run Date	Analyst	Code
Organic										
Air Samples										
Acrolein	229	ug/m3	9.4	29.9	100	TO-15		12/22/2020	CJR	1
Benzene	217	ug/m3	13.6	43.3	100	TO-15		12/22/2020	CJR	1
Benzyl Chloride	< 20.9	ug/m3	20.9	66.5	100	TO-15		12/22/2020	CJR	1
Bromodichloromethane	< 37.4	ug/m3	37.4	119	100	TO-15		12/22/2020	CJR	1
Bromoform	< 41.4	ug/m3	41.4	132	100	TO-15		12/22/2020	CJR	1
Bromomethane	< 20	ug/m3	20	63.7	100	TO-15		12/22/2020	CJR	1
1,3-Butadiene	< 14.3	ug/m3	14.3	45.4	100	TO-15		12/22/2020	CJR	1
Carbon Disulfide	1180	ug/m3	13.8	44	100	TO-15		12/22/2020	CJR	1
Carbon Tetrachloride	< 30.7	ug/m3	30.7	97.8	100	TO-15		12/22/2020	CJR	1
Chlorobenzene	< 25.1	ug/m3	25.1	79.8	100	TO-15		12/22/2020	CJR	1
Chloroethane	69	ug/m3	15.9	50.7	100	TO-15		12/22/2020	CJR	1
Chloroform	< 30	ug/m3	30	95.3	100	TO-15		12/22/2020	CJR	1
Chloromethane	< 83.1	ug/m3	83.1	264	100	TO-15		12/22/2020	CJR	1
Cyclohexane	460	ug/m3	21.2	67.4	100	TO-15		12/22/2020	CJR	1
Dibromochloromethane	< 37.6	ug/m3	37.6	120	100	TO-15		12/22/2020	CJR	1
1,4-Dichlorobenzene	< 30.2	ug/m3	30.2	96	100	TO-15		12/22/2020	CJR	1
1,3-Dichlorobenzene	< 30.2	ug/m3	30.2	96	100	TO-15		12/22/2020	CJR	1
1,2-Dichlorobenzene	< 23.5	ug/m3	23.5	74.9	100	TO-15		12/22/2020	CJR	1
Dichlorodifluoromethane	< 26.3	ug/m3	26.3	83.6	100	TO-15		12/22/2020	CJR	1
1,2-Dichloroethane	< 24	ug/m3	24	76.3	100	TO-15		12/22/2020	CJR	1
1,1-Dichloroethane	540	ug/m3	18.7	59.6	100	TO-15		12/22/2020	CJR	1
1,1-Dichloroethene	< 21	ug/m3	21	66.8	100	TO-15		12/22/2020	CJR	1
cis-1,2-Dichloroethene	1860	ug/m3	19.7	62.6	100	TO-15		12/22/2020	CJR	1
trans-1,2-Dichloroethene	< 23.1	ug/m3	23.1	73.4	100	TO-15		12/22/2020	CJR	1
1,2-Dichloropropane	< 28	ug/m3	28	89	100	TO-15		12/22/2020	CJR	1
trans-1,3-Dichloropropene	< 19.8	ug/m3	19.8	63	100	TO-15		12/22/2020	CJR	1
cis-1,3-Dichloropropene	< 23.4	ug/m3	23.4	74.5	100	TO-15		12/22/2020	CJR	1
1,2-Dichlorotetrafluoroethane	< 44.6	ug/m3	44.6	142	100	TO-15		12/22/2020	CJR	1
1,4-Dioxane	< 15.7	ug/m3	15.7	50	100	TO-15		12/22/2020	CJR	1
EDB (1,2-Dibromoethane)	< 34.2	ug/m3	34.2	109	100	TO-15		12/22/2020	CJR	1
Ethyl Acetate	< 17.6	ug/m3	17.6	55.9	100	TO-15		12/22/2020	CJR	1
Ethylbenzene	48 "J"	ug/m3	20.3	64.5	100	TO-15		12/22/2020	CJR	1
4-Ethyltoluene	29.4 "J"	ug/m3	21.4	68.1	100	TO-15		12/22/2020	CJR	1
Heptane	57 "J"	ug/m3	26.5	84.5	100	TO-15		12/22/2020	CJR	1
Hexachlorobutadiene	< 48.9	ug/m3	48.9	156	100	TO-15		12/22/2020	CJR	1
Hexane	3080	ug/m3	23.5	74.8	100	TO-15		12/22/2020	CJR	1
2-Hexanone	< 22.2	ug/m3	22.2	70.7	100	TO-15		12/22/2020	CJR	1
Isopropyl Alcohol	61	ug/m3	10.9	34.7	100	TO-15		12/22/2020	CJR	1
Methyl ethyl ketone (MEK)	289	ug/m3	17.8	56.7	100	TO-15		12/22/2020	CJR	1
Methyl isobutyl ketone (MIBK)	< 16.8	ug/m3	16.8	53.6	100	TO-15		12/22/2020	CJR	1
Methyl Methacrylate	< 21.7	ug/m3	21.7	69	100	TO-15		12/22/2020	CJR	1
Methylene chloride	< 1500	ug/m3	15.9	50.6	100	TO-15		12/22/2020	CJR	1
Methyl tert-butyl ether (MTBE)	< 16	ug/m3	16	50.9	100	TO-15		12/22/2020	CJR	1
Naphthalene	< 67.5	ug/m3	67.5	215	100	TO-15		12/22/2020	CJR	1

Project Name COMMUNITY WITHIN THE CORRIDOR
Project # 40420

Invoice # E38917

Lab Code 5038917H
Sample ID SS-41
Sample Matrix Air
Sample Date 12/16/2020

	Result	Unit	LOD	LOQ	Dil	Method	Ext Date	Run Date	Analyst	Code
Propene	< 7.9	ug/m3	7.9	25.1	100	TO-15		12/22/2020	CJR	1
Styrene	< 18.1	ug/m3	18.1	57.7	100	TO-15		12/22/2020	CJR	1
1,1,2,2-Tetrachloroethane	< 32.5	ug/m3	32.5	103	100	TO-15		12/22/2020	CJR	1
Tetrachloroethene	285	ug/m3	27.8	88.4	100	TO-15		12/22/2020	CJR	1
Tetrahydrofuran	< 13.1	ug/m3	13.1	41.7	100	TO-15		12/22/2020	CJR	1
Toluene	87	ug/m3	18.4	58.5	100	TO-15		12/22/2020	CJR	1
1,2,4-Trichlorobenzene	< 65.7	ug/m3	65.7	209	100	TO-15		12/22/2020	CJR	1
1,1,1-Trichloroethane	234	ug/m3	24.9	79.3	100	TO-15		12/22/2020	CJR	1
1,1,2-Trichloroethane	< 25.8	ug/m3	25.8	82.2	100	TO-15		12/22/2020	CJR	1
Trichloroethene (TCE)	1400	ug/m3	23.7	75.4	100	TO-15		12/22/2020	CJR	1
Trichlorofluoromethane	< 33.7	ug/m3	33.7	107	100	TO-15		12/22/2020	CJR	1
Trichlorotrifluoroethane	< 40.2	ug/m3	40.2	128	100	TO-15		12/22/2020	CJR	1
1,2,4-Trimethylbenzene	74 "J"	ug/m3	28.3	89.9	100	TO-15		12/22/2020	CJR	1
1,3,5-Trimethylbenzene	44 "J"	ug/m3	23.2	73.9	100	TO-15		12/22/2020	CJR	1
Vinyl acetate	< 20.3	ug/m3	20.3	64.5	100	TO-15		12/22/2020	CJR	1
Vinyl Chloride	23 "J"	ug/m3	14.8	47.2	100	TO-15		12/22/2020	CJR	1
m&p-Xylene	56 "J"	ug/m3	37.7	120	100	TO-15		12/22/2020	CJR	1
o-Xylene	52 "J"	ug/m3	21.8	69.5	100	TO-15		12/22/2020	CJR	1

Project Name COMMUNITY WITHIN THE CORRIDOR
Project # 40420

Invoice # E38917

Lab Code 5038917I
Sample ID SS-42
Sample Matrix Air
Sample Date 12/16/2020

	Result	Unit	LOD	LOQ	Dil	Method	Ext Date	Run Date	Analyst	Code
Organic										
Air Samples										
Acrolein	< 0.094	ug/m3	0.094	0.299	1	TO-15		12/18/2020	CJR	1
Benzene	0.224 "J"	ug/m3	0.136	0.433	1	TO-15		12/18/2020	CJR	1
Benzyl Chloride	< 0.209	ug/m3	0.209	0.665	1	TO-15		12/18/2020	CJR	1
Bromodichloromethane	< 0.374	ug/m3	0.374	1.19	1	TO-15		12/18/2020	CJR	1
Bromoform	< 0.414	ug/m3	0.414	1.32	1	TO-15		12/18/2020	CJR	1
Bromomethane	< 0.2	ug/m3	0.2	0.637	1	TO-15		12/18/2020	CJR	1
1,3-Butadiene	< 0.143	ug/m3	0.143	0.454	1	TO-15		12/18/2020	CJR	1
Carbon Disulfide	1.28	ug/m3	0.138	0.44	1	TO-15		12/18/2020	CJR	1
Carbon Tetrachloride	< 0.307	ug/m3	0.307	0.978	1	TO-15		12/18/2020	CJR	1
Chlorobenzene	< 0.251	ug/m3	0.251	0.798	1	TO-15		12/18/2020	CJR	1
Chloroethane	< 0.159	ug/m3	0.159	0.507	1	TO-15		12/18/2020	CJR	1
Chloroform	0.92 "J"	ug/m3	0.3	0.953	1	TO-15		12/18/2020	CJR	1
Chloromethane	< 0.831	ug/m3	0.831	2.64	1	TO-15		12/18/2020	CJR	1
Cyclohexane	< 0.212	ug/m3	0.212	0.674	1	TO-15		12/18/2020	CJR	1
Dibromochloromethane	< 0.376	ug/m3	0.376	1.2	1	TO-15		12/18/2020	CJR	1
1,4-Dichlorobenzene	1.2	ug/m3	0.302	0.96	1	TO-15		12/18/2020	CJR	1
1,3-Dichlorobenzene	< 0.302	ug/m3	0.302	0.96	1	TO-15		12/18/2020	CJR	1
1,2-Dichlorobenzene	< 0.235	ug/m3	0.235	0.749	1	TO-15		12/18/2020	CJR	1
Dichlorodifluoromethane	2.67	ug/m3	0.263	0.836	1	TO-15		12/18/2020	CJR	1
1,2-Dichloroethane	< 0.24	ug/m3	0.24	0.763	1	TO-15		12/18/2020	CJR	1
1,1-Dichloroethane	28.5	ug/m3	0.187	0.596	1	TO-15		12/18/2020	CJR	1
1,1-Dichloroethene	< 0.21	ug/m3	0.21	0.668	1	TO-15		12/18/2020	CJR	1
cis-1,2-Dichloroethene	21.5	ug/m3	0.197	0.626	1	TO-15		12/18/2020	CJR	1
trans-1,2-Dichloroethene	3.6	ug/m3	0.231	0.734	1	TO-15		12/18/2020	CJR	1
1,2-Dichloropropane	< 0.28	ug/m3	0.28	0.89	1	TO-15		12/18/2020	CJR	1
trans-1,3-Dichloropropene	< 0.198	ug/m3	0.198	0.63	1	TO-15		12/18/2020	CJR	1
cis-1,3-Dichloropropene	< 0.234	ug/m3	0.234	0.745	1	TO-15		12/18/2020	CJR	1
1,2-Dichlorotetrafluoroethane	< 0.446	ug/m3	0.446	1.42	1	TO-15		12/18/2020	CJR	1
1,4-Dioxane	< 0.157	ug/m3	0.157	0.5	1	TO-15		12/18/2020	CJR	1
EDB (1,2-Dibromoethane)	< 0.342	ug/m3	0.342	1.09	1	TO-15		12/18/2020	CJR	1
Ethyl Acetate	< 0.176	ug/m3	0.176	0.559	1	TO-15		12/18/2020	CJR	1
Ethylbenzene	0.52 "J"	ug/m3	0.203	0.645	1	TO-15		12/18/2020	CJR	1
4-Ethyltoluene	0.39 "J"	ug/m3	0.214	0.681	1	TO-15		12/18/2020	CJR	1
Heptane	1.02	ug/m3	0.265	0.845	1	TO-15		12/18/2020	CJR	1
Hexachlorobutadiene	< 0.489	ug/m3	0.489	1.56	1	TO-15		12/18/2020	CJR	1
Hexane	0.70 "J"	ug/m3	0.235	0.748	1	TO-15		12/18/2020	CJR	1
2-Hexanone	< 0.222	ug/m3	0.222	0.707	1	TO-15		12/18/2020	CJR	1
Isopropyl Alcohol	1.5	ug/m3	0.109	0.347	1	TO-15		12/18/2020	CJR	1
Methyl ethyl ketone (MEK)	< 0.178	ug/m3	0.178	0.567	1	TO-15		12/18/2020	CJR	1
Methyl isobutyl ketone (MIBK)	< 0.168	ug/m3	0.168	0.536	1	TO-15		12/18/2020	CJR	1
Methyl Methacrylate	< 0.217	ug/m3	0.217	0.69	1	TO-15		12/18/2020	CJR	1
Methylene chloride	< 15	ug/m3	0.159	0.506	1	TO-15		12/18/2020	CJR	1
Methyl tert-butyl ether (MTBE)	< 0.16	ug/m3	0.16	0.509	1	TO-15		12/18/2020	CJR	1
Naphthalene	< 0.675	ug/m3	0.675	2.15	1	TO-15		12/18/2020	CJR	1

Project Name COMMUNITY WITHIN THE CORRIDOR
Project # 40420

Invoice # E38917

Lab Code 5038917I
Sample ID SS-42
Sample Matrix Air
Sample Date 12/16/2020

	Result	Unit	LOD	LOQ	Dil	Method	Ext Date	Run Date	Analyst	Code
Propene	< 0.079	ug/m3	0.079	0.251	1	TO-15		12/18/2020	CJR	1
Styrene	0.298 "J"	ug/m3	0.181	0.577	1	TO-15		12/18/2020	CJR	1
1,1,2,2-Tetrachloroethane	< 0.325	ug/m3	0.325	1.03	1	TO-15		12/18/2020	CJR	1
Tetrachloroethene	1.7	ug/m3	0.278	0.884	1	TO-15		12/18/2020	CJR	1
Tetrahydrofuran	< 0.131	ug/m3	0.131	0.417	1	TO-15		12/18/2020	CJR	1
Toluene	9.5	ug/m3	0.184	0.585	1	TO-15		12/18/2020	CJR	1
1,2,4-Trichlorobenzene	< 0.657	ug/m3	0.657	2.09	1	TO-15		12/18/2020	CJR	1
1,1,1-Trichloroethane	62	ug/m3	0.249	0.793	1	TO-15		12/18/2020	CJR	1
1,1,2-Trichloroethane	< 0.258	ug/m3	0.258	0.822	1	TO-15		12/18/2020	CJR	1
Trichloroethene (TCE)	150	ug/m3	0.237	0.754	1	TO-15		12/18/2020	CJR	1
Trichlorofluoromethane	1.18	ug/m3	0.337	1.07	1	TO-15		12/18/2020	CJR	1
Trichlorotrifluoroethane	8.4	ug/m3	0.402	1.28	1	TO-15		12/18/2020	CJR	1
1,2,4-Trimethylbenzene	1.13	ug/m3	0.283	0.899	1	TO-15		12/18/2020	CJR	1
1,3,5-Trimethylbenzene	0.245 "J"	ug/m3	0.232	0.739	1	TO-15		12/18/2020	CJR	1
Vinyl acetate	< 0.203	ug/m3	0.203	0.645	1	TO-15		12/18/2020	CJR	1
Vinyl Chloride	< 0.148	ug/m3	0.148	0.472	1	TO-15		12/18/2020	CJR	1
m&p-Xylene	1.13 "J"	ug/m3	0.377	1.2	1	TO-15		12/18/2020	CJR	1
o-Xylene	0.52 "J"	ug/m3	0.218	0.695	1	TO-15		12/18/2020	CJR	1

Project Name COMMUNITY WITHIN THE CORRIDOR
Project # 40420

Invoice # E38917

Lab Code 5038917J
Sample ID SS-43
Sample Matrix Air
Sample Date 12/16/2020

	Result	Unit	LOD	LOQ	Dil	Method	Ext Date	Run Date	Analyst	Code
Organic										
Air Samples										
Acrolein	< 0.094	ug/m3	0.094	0.299	1	TO-15		12/18/2020	CJR	1
Benzene	208	ug/m3	13.6	43.3	100	TO-15		12/23/2020	CJR	1
Benzyl Chloride	< 0.209	ug/m3	0.209	0.665	1	TO-15		12/18/2020	CJR	1
Bromodichloromethane	< 0.374	ug/m3	0.374	1.19	1	TO-15		12/18/2020	CJR	1
Bromoform	< 0.414	ug/m3	0.414	1.32	1	TO-15		12/18/2020	CJR	1
Bromomethane	< 0.2	ug/m3	0.2	0.637	1	TO-15		12/18/2020	CJR	1
1,3-Butadiene	< 0.143	ug/m3	0.143	0.454	1	TO-15		12/18/2020	CJR	1
Carbon Disulfide	1.03	ug/m3	0.138	0.44	1	TO-15		12/18/2020	CJR	1
Carbon Tetrachloride	< 0.307	ug/m3	0.307	0.978	1	TO-15		12/18/2020	CJR	1
Chlorobenzene	< 0.251	ug/m3	0.251	0.798	1	TO-15		12/18/2020	CJR	1
Chloroethane	9.9	ug/m3	0.159	0.507	1	TO-15		12/18/2020	CJR	1
Chloroform	1.51	ug/m3	0.3	0.953	1	TO-15		12/18/2020	CJR	1
Chloromethane	< 0.831	ug/m3	0.831	2.64	1	TO-15		12/18/2020	CJR	1
Cyclohexane	320	ug/m3	21.2	67.4	100	TO-15		12/23/2020	CJR	1
Dibromochloromethane	< 0.376	ug/m3	0.376	1.2	1	TO-15		12/18/2020	CJR	1
1,4-Dichlorobenzene	< 0.302	ug/m3	0.302	0.96	1	TO-15		12/18/2020	CJR	1
1,3-Dichlorobenzene	< 0.302	ug/m3	0.302	0.96	1	TO-15		12/18/2020	CJR	1
1,2-Dichlorobenzene	< 0.235	ug/m3	0.235	0.749	1	TO-15		12/18/2020	CJR	1
Dichlorodifluoromethane	3.02	ug/m3	0.263	0.836	1	TO-15		12/18/2020	CJR	1
1,2-Dichloroethane	< 0.24	ug/m3	0.24	0.763	1	TO-15		12/18/2020	CJR	1
1,1-Dichloroethane	390	ug/m3	18.7	59.6	100	TO-15		12/23/2020	CJR	1
1,1-Dichloroethene	< 0.21	ug/m3	0.21	0.668	1	TO-15		12/18/2020	CJR	1
cis-1,2-Dichloroethene	9.4	ug/m3	0.197	0.626	1	TO-15		12/18/2020	CJR	1
trans-1,2-Dichloroethene	5.9	ug/m3	0.231	0.734	1	TO-15		12/18/2020	CJR	1
1,2-Dichloropropane	< 0.28	ug/m3	0.28	0.89	1	TO-15		12/18/2020	CJR	1
trans-1,3-Dichloropropene	< 0.198	ug/m3	0.198	0.63	1	TO-15		12/18/2020	CJR	1
cis-1,3-Dichloropropene	< 0.234	ug/m3	0.234	0.745	1	TO-15		12/18/2020	CJR	1
1,2-Dichlorotetrafluoroethane	< 0.446	ug/m3	0.446	1.42	1	TO-15		12/18/2020	CJR	1
1,4-Dioxane	< 0.157	ug/m3	0.157	0.5	1	TO-15		12/18/2020	CJR	1
EDB (1,2-Dibromoethane)	< 0.342	ug/m3	0.342	1.09	1	TO-15		12/18/2020	CJR	1
Ethyl Acetate	< 0.176	ug/m3	0.176	0.559	1	TO-15		12/18/2020	CJR	1
Ethylbenzene	15	ug/m3	0.203	0.645	1	TO-15		12/18/2020	CJR	1
4-Ethyltoluene	< 0.214	ug/m3	0.214	0.681	1	TO-15		12/18/2020	CJR	1
Heptane	31.2	ug/m3	0.265	0.845	1	TO-15		12/18/2020	CJR	1
Hexachlorobutadiene	< 0.489	ug/m3	0.489	1.56	1	TO-15		12/18/2020	CJR	1
Hexane	2380	ug/m3	23.5	74.8	100	TO-15		12/23/2020	CJR	1
2-Hexanone	39	ug/m3	0.222	0.707	1	TO-15		12/18/2020	CJR	1
Isopropyl Alcohol	1.3	ug/m3	0.109	0.347	1	TO-15		12/18/2020	CJR	1
Methyl ethyl ketone (MEK)	< 0.178	ug/m3	0.178	0.567	1	TO-15		12/18/2020	CJR	1
Methyl isobutyl ketone (MIBK)	< 0.168	ug/m3	0.168	0.536	1	TO-15		12/18/2020	CJR	1
Methyl Methacrylate	< 0.217	ug/m3	0.217	0.69	1	TO-15		12/18/2020	CJR	1
Methylene chloride	< 15	ug/m3	0.159	0.506	1	TO-15		12/18/2020	CJR	1
Methyl tert-butyl ether (MTBE)	< 0.16	ug/m3	0.16	0.509	1	TO-15		12/18/2020	CJR	1
Naphthalene	< 0.675	ug/m3	0.675	2.15	1	TO-15		12/18/2020	CJR	1

Project Name COMMUNITY WITHIN THE CORRIDOR
Project # 40420

Invoice # E38917

Lab Code 5038917J
Sample ID SS-43
Sample Matrix Air
Sample Date 12/16/2020

	Result	Unit	LOD	LOQ	Dil	Method	Ext Date	Run Date	Analyst	Code
Propene	< 0.079	ug/m3	0.079	0.251	1	TO-15		12/18/2020	CJR	1
Styrene	< 0.181	ug/m3	0.181	0.577	1	TO-15		12/18/2020	CJR	1
1,1,2,2-Tetrachloroethane	< 0.325	ug/m3	0.325	1.03	1	TO-15		12/18/2020	CJR	1
Tetrachloroethene	0.48 "J"	ug/m3	0.278	0.884	1	TO-15		12/18/2020	CJR	1
Tetrahydrofuran	< 0.131	ug/m3	0.131	0.417	1	TO-15		12/18/2020	CJR	1
Toluene	< 0.184	ug/m3	0.184	0.585	1	TO-15		12/18/2020	CJR	1
1,2,4-Trichlorobenzene	< 0.657	ug/m3	0.657	2.09	1	TO-15		12/18/2020	CJR	1
1,1,1-Trichloroethane	32	ug/m3	0.249	0.793	1	TO-15		12/18/2020	CJR	1
1,1,2-Trichloroethane	< 0.258	ug/m3	0.258	0.822	1	TO-15		12/18/2020	CJR	1
Trichloroethene (TCE)	144	ug/m3	0.237	0.754	1	TO-15		12/18/2020	CJR	1
Trichlorofluoromethane	1.69	ug/m3	0.337	1.07	1	TO-15		12/18/2020	CJR	1
Trichlorotrifluoroethane	1.15 "J"	ug/m3	0.402	1.28	1	TO-15		12/18/2020	CJR	1
1,2,4-Trimethylbenzene	< 0.283	ug/m3	0.283	0.899	1	TO-15		12/18/2020	CJR	1
1,3,5-Trimethylbenzene	< 0.232	ug/m3	0.232	0.739	1	TO-15		12/18/2020	CJR	1
Vinyl acetate	< 0.203	ug/m3	0.203	0.645	1	TO-15		12/18/2020	CJR	1
Vinyl Chloride	1.84	ug/m3	0.148	0.472	1	TO-15		12/18/2020	CJR	1
m&p-Xylene	0.65 "J"	ug/m3	0.377	1.2	1	TO-15		12/18/2020	CJR	1
o-Xylene	0.91	ug/m3	0.218	0.695	1	TO-15		12/18/2020	CJR	1

Project Name COMMUNITY WITHIN THE CORRIDOR
Project # 40420

Invoice # E38917

Lab Code 5038917K
Sample ID SS-44
Sample Matrix Air
Sample Date 12/16/2020

	Result	Unit	LOD	LOQ	Dil	Method	Ext Date	Run Date	Analyst	Code
Organic										
Air Samples										
Acrolein	< 0.094	ug/m3	0.094	0.299	1	TO-15		12/18/2020	CJR	1
Benzene	0.192 "J"	ug/m3	0.136	0.433	1	TO-15		12/18/2020	CJR	1
Benzyl Chloride	< 0.209	ug/m3	0.209	0.665	1	TO-15		12/18/2020	CJR	1
Bromodichloromethane	< 0.374	ug/m3	0.374	1.19	1	TO-15		12/18/2020	CJR	1
Bromoform	< 0.414	ug/m3	0.414	1.32	1	TO-15		12/18/2020	CJR	1
Bromomethane	< 0.2	ug/m3	0.2	0.637	1	TO-15		12/18/2020	CJR	1
1,3-Butadiene	< 0.143	ug/m3	0.143	0.454	1	TO-15		12/18/2020	CJR	1
Carbon Disulfide	< 0.138	ug/m3	0.138	0.44	1	TO-15		12/18/2020	CJR	1
Carbon Tetrachloride	< 0.307	ug/m3	0.307	0.978	1	TO-15		12/18/2020	CJR	1
Chlorobenzene	< 0.251	ug/m3	0.251	0.798	1	TO-15		12/18/2020	CJR	1
Chloroethane	< 0.159	ug/m3	0.159	0.507	1	TO-15		12/18/2020	CJR	1
Chloroform	0.88 "J"	ug/m3	0.3	0.953	1	TO-15		12/18/2020	CJR	1
Chloromethane	< 0.831	ug/m3	0.831	2.64	1	TO-15		12/18/2020	CJR	1
Cyclohexane	< 0.212	ug/m3	0.212	0.674	1	TO-15		12/18/2020	CJR	1
Dibromochloromethane	< 0.376	ug/m3	0.376	1.2	1	TO-15		12/18/2020	CJR	1
1,4-Dichlorobenzene	1.44	ug/m3	0.302	0.96	1	TO-15		12/18/2020	CJR	1
1,3-Dichlorobenzene	< 0.302	ug/m3	0.302	0.96	1	TO-15		12/18/2020	CJR	1
1,2-Dichlorobenzene	< 0.235	ug/m3	0.235	0.749	1	TO-15		12/18/2020	CJR	1
Dichlorodifluoromethane	2.52	ug/m3	0.263	0.836	1	TO-15		12/18/2020	CJR	1
1,2-Dichloroethane	< 0.24	ug/m3	0.24	0.763	1	TO-15		12/18/2020	CJR	1
1,1-Dichloroethane	32	ug/m3	0.187	0.596	1	TO-15		12/18/2020	CJR	1
1,1-Dichloroethene	< 0.21	ug/m3	0.21	0.668	1	TO-15		12/18/2020	CJR	1
cis-1,2-Dichloroethene	< 0.197	ug/m3	0.197	0.626	1	TO-15		12/18/2020	CJR	1
trans-1,2-Dichloroethene	< 0.231	ug/m3	0.231	0.734	1	TO-15		12/18/2020	CJR	1
1,2-Dichloropropane	< 0.28	ug/m3	0.28	0.89	1	TO-15		12/18/2020	CJR	1
trans-1,3-Dichloropropene	< 0.198	ug/m3	0.198	0.63	1	TO-15		12/18/2020	CJR	1
cis-1,3-Dichloropropene	< 0.234	ug/m3	0.234	0.745	1	TO-15		12/18/2020	CJR	1
1,2-Dichlorotetrafluoroethane	< 0.446	ug/m3	0.446	1.42	1	TO-15		12/18/2020	CJR	1
1,4-Dioxane	< 0.157	ug/m3	0.157	0.5	1	TO-15		12/18/2020	CJR	1
EDB (1,2-Dibromoethane)	< 0.342	ug/m3	0.342	1.09	1	TO-15		12/18/2020	CJR	1
Ethyl Acetate	< 0.176	ug/m3	0.176	0.559	1	TO-15		12/18/2020	CJR	1
Ethylbenzene	0.52 "J"	ug/m3	0.203	0.645	1	TO-15		12/18/2020	CJR	1
4-Ethyltoluene	< 0.214	ug/m3	0.214	0.681	1	TO-15		12/18/2020	CJR	1
Heptane	1.43	ug/m3	0.265	0.845	1	TO-15		12/18/2020	CJR	1
Hexachlorobutadiene	< 0.489	ug/m3	0.489	1.56	1	TO-15		12/18/2020	CJR	1
Hexane	0.81	ug/m3	0.235	0.748	1	TO-15		12/18/2020	CJR	1
2-Hexanone	< 0.222	ug/m3	0.222	0.707	1	TO-15		12/18/2020	CJR	1
Isopropyl Alcohol	0.74	ug/m3	0.109	0.347	1	TO-15		12/18/2020	CJR	1
Methyl ethyl ketone (MEK)	< 0.178	ug/m3	0.178	0.567	1	TO-15		12/18/2020	CJR	1
Methyl isobutyl ketone (MIBK)	< 0.168	ug/m3	0.168	0.536	1	TO-15		12/18/2020	CJR	1
Methyl Methacrylate	< 0.217	ug/m3	0.217	0.69	1	TO-15		12/18/2020	CJR	1
Methylene chloride	< 15	ug/m3	0.159	0.506	1	TO-15		12/18/2020	CJR	1
Methyl tert-butyl ether (MTBE)	< 0.16	ug/m3	0.16	0.509	1	TO-15		12/18/2020	CJR	1
Naphthalene	< 0.675	ug/m3	0.675	2.15	1	TO-15		12/18/2020	CJR	1

Project Name COMMUNITY WITHIN THE CORRIDOR
Project # 40420

Invoice # E38917

Lab Code 5038917K
Sample ID SS-44
Sample Matrix Air
Sample Date 12/16/2020

	Result	Unit	LOD	LOQ	Dil	Method	Ext Date	Run Date	Analyst	Code
Propene	< 0.079	ug/m3	0.079	0.251	1	TO-15		12/18/2020	CJR	1
Styrene	0.34 "J"	ug/m3	0.181	0.577	1	TO-15		12/18/2020	CJR	1
1,1,2,2-Tetrachloroethane	< 0.325	ug/m3	0.325	1.03	1	TO-15		12/18/2020	CJR	1
Tetrachloroethene	1.09	ug/m3	0.278	0.884	1	TO-15		12/18/2020	CJR	1
Tetrahydrofuran	< 0.131	ug/m3	0.131	0.417	1	TO-15		12/18/2020	CJR	1
Toluene	10.1	ug/m3	0.184	0.585	1	TO-15		12/18/2020	CJR	1
1,2,4-Trichlorobenzene	< 0.657	ug/m3	0.657	2.09	1	TO-15		12/18/2020	CJR	1
1,1,1-Trichloroethane	84	ug/m3	0.249	0.793	1	TO-15		12/18/2020	CJR	1
1,1,2-Trichloroethane	< 0.258	ug/m3	0.258	0.822	1	TO-15		12/18/2020	CJR	1
Trichloroethene (TCE)	13.7	ug/m3	0.237	0.754	1	TO-15		12/18/2020	CJR	1
Trichlorofluoromethane	1.01 "J"	ug/m3	0.337	1.07	1	TO-15		12/18/2020	CJR	1
Trichlorotrifluoroethane	0.54 "J"	ug/m3	0.402	1.28	1	TO-15		12/18/2020	CJR	1
1,2,4-Trimethylbenzene	< 0.283	ug/m3	0.283	0.899	1	TO-15		12/18/2020	CJR	1
1,3,5-Trimethylbenzene	< 0.232	ug/m3	0.232	0.739	1	TO-15		12/18/2020	CJR	1
Vinyl acetate	< 0.203	ug/m3	0.203	0.645	1	TO-15		12/18/2020	CJR	1
Vinyl Chloride	< 0.148	ug/m3	0.148	0.472	1	TO-15		12/18/2020	CJR	1
m&p-Xylene	1.04 "J"	ug/m3	0.377	1.2	1	TO-15		12/18/2020	CJR	1
o-Xylene	0.48 "J"	ug/m3	0.218	0.695	1	TO-15		12/18/2020	CJR	1

Project Name COMMUNITY WITHIN THE CORRIDOR
 Project # 40420

Invoice # E38917

Lab Code 5038917L
 Sample ID SS-46
 Sample Matrix Air
 Sample Date 12/16/2020

	Result	Unit	LOD	LOQ	Dil	Method	Ext Date	Run Date	Analyst	Code
Organic										
Air Samples										
Acrolein	< 0.094	ug/m3	0.094	0.299	1	TO-15		12/19/2020	CJR	1
Benzene	< 0.136	ug/m3	0.136	0.433	1	TO-15		12/19/2020	CJR	1
Benzyl Chloride	< 0.209	ug/m3	0.209	0.665	1	TO-15		12/19/2020	CJR	1
Bromodichloromethane	< 0.374	ug/m3	0.374	1.19	1	TO-15		12/19/2020	CJR	1
Bromoform	< 0.414	ug/m3	0.414	1.32	1	TO-15		12/19/2020	CJR	1
Bromomethane	< 0.2	ug/m3	0.2	0.637	1	TO-15		12/19/2020	CJR	1
1,3-Butadiene	< 0.143	ug/m3	0.143	0.454	1	TO-15		12/19/2020	CJR	1
Carbon Disulfide	0.218 "J"	ug/m3	0.138	0.44	1	TO-15		12/19/2020	CJR	1
Carbon Tetrachloride	< 0.307	ug/m3	0.307	0.978	1	TO-15		12/19/2020	CJR	1
Chlorobenzene	< 0.251	ug/m3	0.251	0.798	1	TO-15		12/19/2020	CJR	1
Chloroethane	< 0.159	ug/m3	0.159	0.507	1	TO-15		12/19/2020	CJR	1
Chloroform	< 0.3	ug/m3	0.3	0.953	1	TO-15		12/19/2020	CJR	1
Chloromethane	< 0.831	ug/m3	0.831	2.64	1	TO-15		12/19/2020	CJR	1
Cyclohexane	< 0.212	ug/m3	0.212	0.674	1	TO-15		12/19/2020	CJR	1
Dibromochloromethane	< 0.376	ug/m3	0.376	1.2	1	TO-15		12/19/2020	CJR	1
1,4-Dichlorobenzene	1.14	ug/m3	0.302	0.96	1	TO-15		12/19/2020	CJR	1
1,3-Dichlorobenzene	< 0.302	ug/m3	0.302	0.96	1	TO-15		12/19/2020	CJR	1
1,2-Dichlorobenzene	< 0.235	ug/m3	0.235	0.749	1	TO-15		12/19/2020	CJR	1
Dichlorodifluoromethane	3.3	ug/m3	0.263	0.836	1	TO-15		12/19/2020	CJR	1
1,2-Dichloroethane	< 0.24	ug/m3	0.24	0.763	1	TO-15		12/19/2020	CJR	1
1,1-Dichloroethane	< 0.187	ug/m3	0.187	0.596	1	TO-15		12/19/2020	CJR	1
1,1-Dichloroethene	< 0.21	ug/m3	0.21	0.668	1	TO-15		12/19/2020	CJR	1
cis-1,2-Dichloroethene	< 0.197	ug/m3	0.197	0.626	1	TO-15		12/19/2020	CJR	1
trans-1,2-Dichloroethene	< 0.231	ug/m3	0.231	0.734	1	TO-15		12/19/2020	CJR	1
1,2-Dichloropropane	< 0.28	ug/m3	0.28	0.89	1	TO-15		12/19/2020	CJR	1
trans-1,3-Dichloropropene	< 0.198	ug/m3	0.198	0.63	1	TO-15		12/19/2020	CJR	1
cis-1,3-Dichloropropene	< 0.234	ug/m3	0.234	0.745	1	TO-15		12/19/2020	CJR	1
1,2-Dichlorotetrafluoroethane	< 0.446	ug/m3	0.446	1.42	1	TO-15		12/19/2020	CJR	1
1,4-Dioxane	< 0.157	ug/m3	0.157	0.5	1	TO-15		12/19/2020	CJR	1
EDB (1,2-Dibromoethane)	< 0.342	ug/m3	0.342	1.09	1	TO-15		12/19/2020	CJR	1
Ethyl Acetate	< 0.176	ug/m3	0.176	0.559	1	TO-15		12/19/2020	CJR	1
Ethylbenzene	0.35 "J"	ug/m3	0.203	0.645	1	TO-15		12/19/2020	CJR	1
4-Ethyltoluene	0.294 "J"	ug/m3	0.214	0.681	1	TO-15		12/19/2020	CJR	1
Heptane	0.98	ug/m3	0.265	0.845	1	TO-15		12/19/2020	CJR	1
Hexachlorobutadiene	< 0.489	ug/m3	0.489	1.56	1	TO-15		12/19/2020	CJR	1
Hexane	0.78	ug/m3	0.235	0.748	1	TO-15		12/19/2020	CJR	1
2-Hexanone	< 0.222	ug/m3	0.222	0.707	1	TO-15		12/19/2020	CJR	1
Isopropyl Alcohol	1.11	ug/m3	0.109	0.347	1	TO-15		12/19/2020	CJR	1
Methyl ethyl ketone (MEK)	< 0.178	ug/m3	0.178	0.567	1	TO-15		12/19/2020	CJR	1
Methyl isobutyl ketone (MIBK)	< 0.168	ug/m3	0.168	0.536	1	TO-15		12/19/2020	CJR	1
Methyl Methacrylate	< 0.217	ug/m3	0.217	0.69	1	TO-15		12/19/2020	CJR	1
Methylene chloride	< 15	ug/m3	0.159	0.506	1	TO-15		12/19/2020	CJR	1
Methyl tert-butyl ether (MTBE)	< 0.16	ug/m3	0.16	0.509	1	TO-15		12/19/2020	CJR	1
Naphthalene	< 0.675	ug/m3	0.675	2.15	1	TO-15		12/19/2020	CJR	1

Project Name COMMUNITY WITHIN THE CORRIDOR
Project # 40420

Invoice # E38917

Lab Code 5038917L
Sample ID SS-46
Sample Matrix Air
Sample Date 12/16/2020

	Result	Unit	LOD	LOQ	Dil	Method	Ext Date	Run Date	Analyst	Code
Propene	< 0.079	ug/m3	0.079	0.251	1	TO-15		12/19/2020	CJR	1
Styrene	0.34 "J"	ug/m3	0.181	0.577	1	TO-15		12/19/2020	CJR	1
1,1,2,2-Tetrachloroethane	< 0.325	ug/m3	0.325	1.03	1	TO-15		12/19/2020	CJR	1
Tetrachloroethene	5.9	ug/m3	0.278	0.884	1	TO-15		12/19/2020	CJR	1
Tetrahydrofuran	< 0.131	ug/m3	0.131	0.417	1	TO-15		12/19/2020	CJR	1
Toluene	9.6	ug/m3	0.184	0.585	1	TO-15		12/19/2020	CJR	1
1,2,4-Trichlorobenzene	< 0.657	ug/m3	0.657	2.09	1	TO-15		12/19/2020	CJR	1
1,1,1-Trichloroethane	1.69	ug/m3	0.249	0.793	1	TO-15		12/19/2020	CJR	1
1,1,2-Trichloroethane	< 0.258	ug/m3	0.258	0.822	1	TO-15		12/19/2020	CJR	1
Trichloroethene (TCE)	2.04	ug/m3	0.237	0.754	1	TO-15		12/19/2020	CJR	1
Trichlorofluoromethane	1.46	ug/m3	0.337	1.07	1	TO-15		12/19/2020	CJR	1
Trichlorotrifluoroethane	0.54 "J"	ug/m3	0.402	1.28	1	TO-15		12/19/2020	CJR	1
1,2,4-Trimethylbenzene	0.78 "J"	ug/m3	0.283	0.899	1	TO-15		12/19/2020	CJR	1
1,3,5-Trimethylbenzene	< 0.232	ug/m3	0.232	0.739	1	TO-15		12/19/2020	CJR	1
Vinyl acetate	< 0.203	ug/m3	0.203	0.645	1	TO-15		12/19/2020	CJR	1
Vinyl Chloride	< 0.148	ug/m3	0.148	0.472	1	TO-15		12/19/2020	CJR	1
m&p-Xylene	0.95 "J"	ug/m3	0.377	1.2	1	TO-15		12/19/2020	CJR	1
o-Xylene	0.35 "J"	ug/m3	0.218	0.695	1	TO-15		12/19/2020	CJR	1

Project Name COMMUNITY WITHIN THE CORRIDOR
 Project # 40420

Invoice # E38917

Lab Code 5038917M
 Sample ID SS-47
 Sample Matrix Air
 Sample Date 12/16/2020

	Result	Unit	LOD	LOQ	Dil	Method	Ext Date	Run Date	Analyst	Code
Organic										
Air Samples										
Acrolein	< 0.094	ug/m3	0.094	0.299	1	TO-15		12/19/2020	CJR	1
Benzene	0.16 "J"	ug/m3	0.136	0.433	1	TO-15		12/19/2020	CJR	1
Benzyl Chloride	< 0.209	ug/m3	0.209	0.665	1	TO-15		12/19/2020	CJR	1
Bromodichloromethane	< 0.374	ug/m3	0.374	1.19	1	TO-15		12/19/2020	CJR	1
Bromoform	< 0.414	ug/m3	0.414	1.32	1	TO-15		12/19/2020	CJR	1
Bromomethane	< 0.2	ug/m3	0.2	0.637	1	TO-15		12/19/2020	CJR	1
1,3-Butadiene	< 0.143	ug/m3	0.143	0.454	1	TO-15		12/19/2020	CJR	1
Carbon Disulfide	0.187 "J"	ug/m3	0.138	0.44	1	TO-15		12/19/2020	CJR	1
Carbon Tetrachloride	0.315 "J"	ug/m3	0.307	0.978	1	TO-15		12/19/2020	CJR	1
Chlorobenzene	< 0.251	ug/m3	0.251	0.798	1	TO-15		12/19/2020	CJR	1
Chloroethane	< 0.159	ug/m3	0.159	0.507	1	TO-15		12/19/2020	CJR	1
Chloroform	< 0.3	ug/m3	0.3	0.953	1	TO-15		12/19/2020	CJR	1
Chloromethane	< 0.831	ug/m3	0.831	2.64	1	TO-15		12/19/2020	CJR	1
Cyclohexane	< 0.212	ug/m3	0.212	0.674	1	TO-15		12/19/2020	CJR	1
Dibromochloromethane	< 0.376	ug/m3	0.376	1.2	1	TO-15		12/19/2020	CJR	1
1,4-Dichlorobenzene	1.08	ug/m3	0.302	0.96	1	TO-15		12/19/2020	CJR	1
1,3-Dichlorobenzene	< 0.302	ug/m3	0.302	0.96	1	TO-15		12/19/2020	CJR	1
1,2-Dichlorobenzene	< 0.235	ug/m3	0.235	0.749	1	TO-15		12/19/2020	CJR	1
Dichlorodifluoromethane	3.07	ug/m3	0.263	0.836	1	TO-15		12/19/2020	CJR	1
1,2-Dichloroethane	< 0.24	ug/m3	0.24	0.763	1	TO-15		12/19/2020	CJR	1
1,1-Dichloroethane	< 0.187	ug/m3	0.187	0.596	1	TO-15		12/19/2020	CJR	1
1,1-Dichloroethene	< 0.21	ug/m3	0.21	0.668	1	TO-15		12/19/2020	CJR	1
cis-1,2-Dichloroethene	< 0.197	ug/m3	0.197	0.626	1	TO-15		12/19/2020	CJR	1
trans-1,2-Dichloroethene	< 0.231	ug/m3	0.231	0.734	1	TO-15		12/19/2020	CJR	1
1,2-Dichloropropane	< 0.28	ug/m3	0.28	0.89	1	TO-15		12/19/2020	CJR	1
trans-1,3-Dichloropropene	< 0.198	ug/m3	0.198	0.63	1	TO-15		12/19/2020	CJR	1
cis-1,3-Dichloropropene	< 0.234	ug/m3	0.234	0.745	1	TO-15		12/19/2020	CJR	1
1,2-Dichlorotetrafluoroethane	< 0.446	ug/m3	0.446	1.42	1	TO-15		12/19/2020	CJR	1
1,4-Dioxane	< 0.157	ug/m3	0.157	0.5	1	TO-15		12/19/2020	CJR	1
EDB (1,2-Dibromoethane)	< 0.342	ug/m3	0.342	1.09	1	TO-15		12/19/2020	CJR	1
Ethyl Acetate	< 0.176	ug/m3	0.176	0.559	1	TO-15		12/19/2020	CJR	1
Ethylbenzene	0.48 "J"	ug/m3	0.203	0.645	1	TO-15		12/19/2020	CJR	1
4-Ethyltoluene	0.34 "J"	ug/m3	0.214	0.681	1	TO-15		12/19/2020	CJR	1
Heptane	1.02	ug/m3	0.265	0.845	1	TO-15		12/19/2020	CJR	1
Hexachlorobutadiene	< 0.489	ug/m3	0.489	1.56	1	TO-15		12/19/2020	CJR	1
Hexane	0.74 "J"	ug/m3	0.235	0.748	1	TO-15		12/19/2020	CJR	1
2-Hexanone	< 0.222	ug/m3	0.222	0.707	1	TO-15		12/19/2020	CJR	1
Isopropyl Alcohol	0.93	ug/m3	0.109	0.347	1	TO-15		12/19/2020	CJR	1
Methyl ethyl ketone (MEK)	< 0.178	ug/m3	0.178	0.567	1	TO-15		12/19/2020	CJR	1
Methyl isobutyl ketone (MIBK)	< 0.168	ug/m3	0.168	0.536	1	TO-15		12/19/2020	CJR	1
Methyl Methacrylate	< 0.217	ug/m3	0.217	0.69	1	TO-15		12/19/2020	CJR	1
Methylene chloride	< 15	ug/m3	0.159	0.506	1	TO-15		12/19/2020	CJR	1
Methyl tert-butyl ether (MTBE)	< 0.16	ug/m3	0.16	0.509	1	TO-15		12/19/2020	CJR	1
Naphthalene	< 0.675	ug/m3	0.675	2.15	1	TO-15		12/19/2020	CJR	1

Project Name COMMUNITY WITHIN THE CORRIDOR
Project # 40420

Invoice # E38917

Lab Code 5038917M
Sample ID SS-47
Sample Matrix Air
Sample Date 12/16/2020

	Result	Unit	LOD	LOQ	Dil	Method	Ext Date	Run Date	Analyst	Code
Propene	< 0.079	ug/m3	0.079	0.251	1	TO-15		12/19/2020	CJR	1
Styrene	0.34 "J"	ug/m3	0.181	0.577	1	TO-15		12/19/2020	CJR	1
1,1,2,2-Tetrachloroethane	< 0.325	ug/m3	0.325	1.03	1	TO-15		12/19/2020	CJR	1
Tetrachloroethene	0.41 "J"	ug/m3	0.278	0.884	1	TO-15		12/19/2020	CJR	1
Tetrahydrofuran	< 0.131	ug/m3	0.131	0.417	1	TO-15		12/19/2020	CJR	1
Toluene	10.9	ug/m3	0.184	0.585	1	TO-15		12/19/2020	CJR	1
1,2,4-Trichlorobenzene	< 0.657	ug/m3	0.657	2.09	1	TO-15		12/19/2020	CJR	1
1,1,1-Trichloroethane	0.92	ug/m3	0.249	0.793	1	TO-15		12/19/2020	CJR	1
1,1,2-Trichloroethane	< 0.258	ug/m3	0.258	0.822	1	TO-15		12/19/2020	CJR	1
Trichloroethene (TCE)	3.6	ug/m3	0.237	0.754	1	TO-15		12/19/2020	CJR	1
Trichlorofluoromethane	1.8	ug/m3	0.337	1.07	1	TO-15		12/19/2020	CJR	1
Trichlorotrifluoroethane	0.77 "J"	ug/m3	0.402	1.28	1	TO-15		12/19/2020	CJR	1
1,2,4-Trimethylbenzene	0.74 "J"	ug/m3	0.283	0.899	1	TO-15		12/19/2020	CJR	1
1,3,5-Trimethylbenzene	< 0.232	ug/m3	0.232	0.739	1	TO-15		12/19/2020	CJR	1
Vinyl acetate	< 0.203	ug/m3	0.203	0.645	1	TO-15		12/19/2020	CJR	1
Vinyl Chloride	< 0.148	ug/m3	0.148	0.472	1	TO-15		12/19/2020	CJR	1
m&p-Xylene	1.08 "J"	ug/m3	0.377	1.2	1	TO-15		12/19/2020	CJR	1
o-Xylene	0.48 "J"	ug/m3	0.218	0.695	1	TO-15		12/19/2020	CJR	1

Project Name COMMUNITY WITHIN THE CORRIDOR
Project # 40420

Invoice # E38917

Lab Code 5038917N
Sample ID SS-50
Sample Matrix Air
Sample Date 12/16/2020

	Result	Unit	LOD	LOQ	Dil	Method	Ext Date	Run Date	Analyst	Code
Organic										
Air Samples										
Acrolein	< 0.094	ug/m3	0.094	0.299	1	TO-15		12/19/2020	CJR	1
Benzene	0.224 "J"	ug/m3	0.136	0.433	1	TO-15		12/19/2020	CJR	1
Benzyl Chloride	< 0.209	ug/m3	0.209	0.665	1	TO-15		12/19/2020	CJR	1
Bromodichloromethane	< 0.374	ug/m3	0.374	1.19	1	TO-15		12/19/2020	CJR	1
Bromoform	< 0.414	ug/m3	0.414	1.32	1	TO-15		12/19/2020	CJR	1
Bromomethane	< 0.2	ug/m3	0.2	0.637	1	TO-15		12/19/2020	CJR	1
1,3-Butadiene	< 0.143	ug/m3	0.143	0.454	1	TO-15		12/19/2020	CJR	1
Carbon Disulfide	< 0.138	ug/m3	0.138	0.44	1	TO-15		12/19/2020	CJR	1
Carbon Tetrachloride	0.38 "J"	ug/m3	0.307	0.978	1	TO-15		12/19/2020	CJR	1
Chlorobenzene	< 0.251	ug/m3	0.251	0.798	1	TO-15		12/19/2020	CJR	1
Chloroethane	< 0.159	ug/m3	0.159	0.507	1	TO-15		12/19/2020	CJR	1
Chloroform	< 0.3	ug/m3	0.3	0.953	1	TO-15		12/19/2020	CJR	1
Chloromethane	< 0.831	ug/m3	0.831	2.64	1	TO-15		12/19/2020	CJR	1
Cyclohexane	< 0.212	ug/m3	0.212	0.674	1	TO-15		12/19/2020	CJR	1
Dibromochloromethane	< 0.376	ug/m3	0.376	1.2	1	TO-15		12/19/2020	CJR	1
1,4-Dichlorobenzene	1.32	ug/m3	0.302	0.96	1	TO-15		12/19/2020	CJR	1
1,3-Dichlorobenzene	< 0.302	ug/m3	0.302	0.96	1	TO-15		12/19/2020	CJR	1
1,2-Dichlorobenzene	< 0.235	ug/m3	0.235	0.749	1	TO-15		12/19/2020	CJR	1
Dichlorodifluoromethane	3.11	ug/m3	0.263	0.836	1	TO-15		12/19/2020	CJR	1
1,2-Dichloroethane	< 0.24	ug/m3	0.24	0.763	1	TO-15		12/19/2020	CJR	1
1,1-Dichloroethane	< 0.187	ug/m3	0.187	0.596	1	TO-15		12/19/2020	CJR	1
1,1-Dichloroethene	< 0.21	ug/m3	0.21	0.668	1	TO-15		12/19/2020	CJR	1
cis-1,2-Dichloroethene	< 0.197	ug/m3	0.197	0.626	1	TO-15		12/19/2020	CJR	1
trans-1,2-Dichloroethene	< 0.231	ug/m3	0.231	0.734	1	TO-15		12/19/2020	CJR	1
1,2-Dichloropropane	< 0.28	ug/m3	0.28	0.89	1	TO-15		12/19/2020	CJR	1
trans-1,3-Dichloropropene	< 0.198	ug/m3	0.198	0.63	1	TO-15		12/19/2020	CJR	1
cis-1,3-Dichloropropene	< 0.234	ug/m3	0.234	0.745	1	TO-15		12/19/2020	CJR	1
1,2-Dichlorotetrafluoroethane	< 0.446	ug/m3	0.446	1.42	1	TO-15		12/19/2020	CJR	1
1,4-Dioxane	< 0.157	ug/m3	0.157	0.5	1	TO-15		12/19/2020	CJR	1
EDB (1,2-Dibromoethane)	< 0.342	ug/m3	0.342	1.09	1	TO-15		12/19/2020	CJR	1
Ethyl Acetate	< 0.176	ug/m3	0.176	0.559	1	TO-15		12/19/2020	CJR	1
Ethylbenzene	0.43 "J"	ug/m3	0.203	0.645	1	TO-15		12/19/2020	CJR	1
4-Ethyltoluene	0.39 "J"	ug/m3	0.214	0.681	1	TO-15		12/19/2020	CJR	1
Heptane	1.23	ug/m3	0.265	0.845	1	TO-15		12/19/2020	CJR	1
Hexachlorobutadiene	< 0.489	ug/m3	0.489	1.56	1	TO-15		12/19/2020	CJR	1
Hexane	0.60 "J"	ug/m3	0.235	0.748	1	TO-15		12/19/2020	CJR	1
2-Hexanone	< 0.222	ug/m3	0.222	0.707	1	TO-15		12/19/2020	CJR	1
Isopropyl Alcohol	2.31	ug/m3	0.109	0.347	1	TO-15		12/19/2020	CJR	1
Methyl ethyl ketone (MEK)	< 0.178	ug/m3	0.178	0.567	1	TO-15		12/19/2020	CJR	1
Methyl isobutyl ketone (MIBK)	< 0.168	ug/m3	0.168	0.536	1	TO-15		12/19/2020	CJR	1
Methyl Methacrylate	< 0.217	ug/m3	0.217	0.69	1	TO-15		12/19/2020	CJR	1
Methylene chloride	< 15	ug/m3	0.159	0.506	1	TO-15		12/19/2020	CJR	1
Methyl tert-butyl ether (MTBE)	< 0.16	ug/m3	0.16	0.509	1	TO-15		12/19/2020	CJR	1
Naphthalene	< 0.675	ug/m3	0.675	2.15	1	TO-15		12/19/2020	CJR	1

Project Name COMMUNITY WITHIN THE CORRIDOR
Project # 40420

Invoice # E38917

Lab Code 5038917N
Sample ID SS-50
Sample Matrix Air
Sample Date 12/16/2020

	Result	Unit	LOD	LOQ	Dil	Method	Ext Date	Run Date	Analyst	Code
Propene	< 0.079	ug/m3	0.079	0.251	1	TO-15		12/19/2020	CJR	1
Styrene	0.34 "J"	ug/m3	0.181	0.577	1	TO-15		12/19/2020	CJR	1
1,1,2,2-Tetrachloroethane	< 0.325	ug/m3	0.325	1.03	1	TO-15		12/19/2020	CJR	1
Tetrachloroethene	1.9	ug/m3	0.278	0.884	1	TO-15		12/19/2020	CJR	1
Tetrahydrofuran	< 0.131	ug/m3	0.131	0.417	1	TO-15		12/19/2020	CJR	1
Toluene	13.4	ug/m3	0.184	0.585	1	TO-15		12/19/2020	CJR	1
1,2,4-Trichlorobenzene	< 0.657	ug/m3	0.657	2.09	1	TO-15		12/19/2020	CJR	1
1,1,1-Trichloroethane	0.76 "J"	ug/m3	0.249	0.793	1	TO-15		12/19/2020	CJR	1
1,1,2-Trichloroethane	< 0.258	ug/m3	0.258	0.822	1	TO-15		12/19/2020	CJR	1
Trichloroethene (TCE)	1.82	ug/m3	0.237	0.754	1	TO-15		12/19/2020	CJR	1
Trichlorofluoromethane	2.47	ug/m3	0.337	1.07	1	TO-15		12/19/2020	CJR	1
Trichlorotrifluoroethane	0.77 "J"	ug/m3	0.402	1.28	1	TO-15		12/19/2020	CJR	1
1,2,4-Trimethylbenzene	1.03	ug/m3	0.283	0.899	1	TO-15		12/19/2020	CJR	1
1,3,5-Trimethylbenzene	< 0.232	ug/m3	0.232	0.739	1	TO-15		12/19/2020	CJR	1
Vinyl acetate	< 0.203	ug/m3	0.203	0.645	1	TO-15		12/19/2020	CJR	1
Vinyl Chloride	< 0.148	ug/m3	0.148	0.472	1	TO-15		12/19/2020	CJR	1
m&p-Xylene	1.26	ug/m3	0.377	1.2	1	TO-15		12/19/2020	CJR	1
o-Xylene	0.52 "J"	ug/m3	0.218	0.695	1	TO-15		12/19/2020	CJR	1

Project Name COMMUNITY WITHIN THE CORRIDOR
Project # 40420

Invoice # E38917

Lab Code 50389170
Sample ID SS-51
Sample Matrix Air
Sample Date 12/16/2020

	Result	Unit	LOD	LOQ	Dil	Method	Ext Date	Run Date	Analyst	Code
Organic										
Air Samples										
Acrolein	< 0.094	ug/m3	0.094	0.299	1	TO-15		12/19/2020	CJR	1
Benzene	0.70	ug/m3	0.136	0.433	1	TO-15		12/19/2020	CJR	1
Benzyl Chloride	< 0.209	ug/m3	0.209	0.665	1	TO-15		12/19/2020	CJR	1
Bromodichloromethane	< 0.374	ug/m3	0.374	1.19	1	TO-15		12/19/2020	CJR	1
Bromoform	< 0.414	ug/m3	0.414	1.32	1	TO-15		12/19/2020	CJR	1
Bromomethane	< 0.2	ug/m3	0.2	0.637	1	TO-15		12/19/2020	CJR	1
1,3-Butadiene	< 0.143	ug/m3	0.143	0.454	1	TO-15		12/19/2020	CJR	1
Carbon Disulfide	0.56	ug/m3	0.138	0.44	1	TO-15		12/19/2020	CJR	1
Carbon Tetrachloride	< 0.307	ug/m3	0.307	0.978	1	TO-15		12/19/2020	CJR	1
Chlorobenzene	< 0.251	ug/m3	0.251	0.798	1	TO-15		12/19/2020	CJR	1
Chloroethane	< 0.159	ug/m3	0.159	0.507	1	TO-15		12/19/2020	CJR	1
Chloroform	3.4	ug/m3	0.3	0.953	1	TO-15		12/19/2020	CJR	1
Chloromethane	< 0.831	ug/m3	0.831	2.64	1	TO-15		12/19/2020	CJR	1
Cyclohexane	< 0.212	ug/m3	0.212	0.674	1	TO-15		12/19/2020	CJR	1
Dibromochloromethane	< 0.376	ug/m3	0.376	1.2	1	TO-15		12/19/2020	CJR	1
1,4-Dichlorobenzene	1.26	ug/m3	0.302	0.96	1	TO-15		12/19/2020	CJR	1
1,3-Dichlorobenzene	< 0.302	ug/m3	0.302	0.96	1	TO-15		12/19/2020	CJR	1
1,2-Dichlorobenzene	< 0.235	ug/m3	0.235	0.749	1	TO-15		12/19/2020	CJR	1
Dichlorodifluoromethane	1.88	ug/m3	0.263	0.836	1	TO-15		12/19/2020	CJR	1
1,2-Dichloroethane	< 0.24	ug/m3	0.24	0.763	1	TO-15		12/19/2020	CJR	1
1,1-Dichloroethane	< 0.187	ug/m3	0.187	0.596	1	TO-15		12/19/2020	CJR	1
1,1-Dichloroethene	< 0.21	ug/m3	0.21	0.668	1	TO-15		12/19/2020	CJR	1
cis-1,2-Dichloroethene	< 0.197	ug/m3	0.197	0.626	1	TO-15		12/19/2020	CJR	1
trans-1,2-Dichloroethene	< 0.231	ug/m3	0.231	0.734	1	TO-15		12/19/2020	CJR	1
1,2-Dichloropropane	< 0.28	ug/m3	0.28	0.89	1	TO-15		12/19/2020	CJR	1
trans-1,3-Dichloropropene	< 0.198	ug/m3	0.198	0.63	1	TO-15		12/19/2020	CJR	1
cis-1,3-Dichloropropene	< 0.234	ug/m3	0.234	0.745	1	TO-15		12/19/2020	CJR	1
1,2-Dichlorotetrafluoroethane	< 0.446	ug/m3	0.446	1.42	1	TO-15		12/19/2020	CJR	1
1,4-Dioxane	< 0.157	ug/m3	0.157	0.5	1	TO-15		12/19/2020	CJR	1
EDB (1,2-Dibromoethane)	< 0.342	ug/m3	0.342	1.09	1	TO-15		12/19/2020	CJR	1
Ethyl Acetate	< 0.176	ug/m3	0.176	0.559	1	TO-15		12/19/2020	CJR	1
Ethylbenzene	0.43 "J"	ug/m3	0.203	0.645	1	TO-15		12/19/2020	CJR	1
4-Ethyltoluene	0.294 "J"	ug/m3	0.214	0.681	1	TO-15		12/19/2020	CJR	1
Heptane	1.43	ug/m3	0.265	0.845	1	TO-15		12/19/2020	CJR	1
Hexachlorobutadiene	< 0.489	ug/m3	0.489	1.56	1	TO-15		12/19/2020	CJR	1
Hexane	1.09	ug/m3	0.235	0.748	1	TO-15		12/19/2020	CJR	1
2-Hexanone	< 0.222	ug/m3	0.222	0.707	1	TO-15		12/19/2020	CJR	1
Isopropyl Alcohol	2.73	ug/m3	0.109	0.347	1	TO-15		12/19/2020	CJR	1
Methyl ethyl ketone (MEK)	2.27	ug/m3	0.178	0.567	1	TO-15		12/19/2020	CJR	1
Methyl isobutyl ketone (MIBK)	< 0.168	ug/m3	0.168	0.536	1	TO-15		12/19/2020	CJR	1
Methyl Methacrylate	< 0.217	ug/m3	0.217	0.69	1	TO-15		12/19/2020	CJR	1
Methylene chloride	< 15	ug/m3	0.159	0.506	1	TO-15		12/19/2020	CJR	1
Methyl tert-butyl ether (MTBE)	< 0.16	ug/m3	0.16	0.509	1	TO-15		12/19/2020	CJR	1
Naphthalene	< 0.675	ug/m3	0.675	2.15	1	TO-15		12/19/2020	CJR	1

Project Name COMMUNITY WITHIN THE CORRIDOR
Project # 40420

Invoice # E38917

Lab Code 50389170
Sample ID SS-51
Sample Matrix Air
Sample Date 12/16/2020

	Result	Unit	LOD	LOQ	Dil	Method	Ext Date	Run Date	Analyst	Code
Propene	< 0.079	ug/m3	0.079	0.251	1	TO-15		12/19/2020	CJR	1
Styrene	0.255 "J"	ug/m3	0.181	0.577	1	TO-15		12/19/2020	CJR	1
1,1,2,2-Tetrachloroethane	< 0.325	ug/m3	0.325	1.03	1	TO-15		12/19/2020	CJR	1
Tetrachloroethene	6.4	ug/m3	0.278	0.884	1	TO-15		12/19/2020	CJR	1
Tetrahydrofuran	< 0.131	ug/m3	0.131	0.417	1	TO-15		12/19/2020	CJR	1
Toluene	8.2	ug/m3	0.184	0.585	1	TO-15		12/19/2020	CJR	1
1,2,4-Trichlorobenzene	< 0.657	ug/m3	0.657	2.09	1	TO-15		12/19/2020	CJR	1
1,1,1-Trichloroethane	1040	ug/m3	24.9	79.3	100	TO-15		12/23/2020	CJR	1
1,1,2-Trichloroethane	< 0.258	ug/m3	0.258	0.822	1	TO-15		12/19/2020	CJR	1
Trichloroethene (TCE)	870	ug/m3	23.7	75.4	100	TO-15		12/23/2020	CJR	1
Trichlorofluoromethane	1.24	ug/m3	0.337	1.07	1	TO-15		12/19/2020	CJR	1
Trichlorotrifluoroethane	0.69 "J"	ug/m3	0.402	1.28	1	TO-15		12/19/2020	CJR	1
1,2,4-Trimethylbenzene	0.74 "J"	ug/m3	0.283	0.899	1	TO-15		12/19/2020	CJR	1
1,3,5-Trimethylbenzene	< 0.232	ug/m3	0.232	0.739	1	TO-15		12/19/2020	CJR	1
Vinyl acetate	< 0.203	ug/m3	0.203	0.645	1	TO-15		12/19/2020	CJR	1
Vinyl Chloride	< 0.148	ug/m3	0.148	0.472	1	TO-15		12/19/2020	CJR	1
m&p-Xylene	0.95 "J"	ug/m3	0.377	1.2	1	TO-15		12/19/2020	CJR	1
o-Xylene	0.43 "J"	ug/m3	0.218	0.695	1	TO-15		12/19/2020	CJR	1

"J" Flag: Analyte detected between LOD and LOQ

LOD Limit of Detection

LOQ Limit of Quantitation

Code	Comment
1	Laboratory QC within limits.

All solid sample results reported on a dry weight basis unless otherwise indicated. All LOD's and LOQ's are adjusted for dilutions but not dry weight. Subcontracted results are denoted by SUB in the analyst field.

Authorized Signature

Environmental Lab, Inc.

www.synergy-lab.net
 1990 Prospect Ct. • Appleton, WI 54914
 920-830-2455 • mrsynergy@wi.twcabc.com

Sample Handling Request

Rush Analysis Date Required: _____
 (Rushes accepted only with prior authorization)

Normal Turn Around

Lab I.D. # _____
 QUOTE #: 8463
 Project #: 40420
 Sampler: (signature) *[Signature]*

Project (Name / Location): Community Within the Corridor / Milwaukee

Reports To: Kyle R. Vander Heiden	Invoice To: Accounts Payable
Company K. Singh & Associates, Inc.	Company K. Singh & Associates, Inc.
Address 3636 N. 124 th St	Address 3636 N. 124 th St
City State Zip Wauwatosa, WI 53222	City State Zip Wauwatosa, WI 53222
Phone 262-821-1171	Phone 262-821-1171
Email kvanderheiden@ksinghengineering.com	Email ap@ksinghengineering.com

Analysis Requested **Other Analysis**

Lab I.D.	Sample I.D.	Collection		Filtered Y/N	No. of Containers	Sample Type (Matrix)*	Preservation	DRO (Mod DRO Sep 95)	GRO (Mod GRO Sep 95)	LEAD	NITRATE/NITRITE	OIL & GREASE	PAH (EPA 8270)	PCB	PVOC (EPA 8021)	PVOC + NAPHTHALENE	SULFATE	TOTAL SUSPENDED SOLIDS	VOC DW (EPA 824-2)	VOC (EPA 8260)	VOC AIR (TO - 15)	8-PCRA METALS	PID/ FID	
		Date	Time																					
S03897	SS-4 KV	/	/		0	A KV																		
A	SS-12	12/16	1054		1	A																		
B	SS-14	12/16	1111		1	A																		
C	SS-19	12/16	1507		1	A																		
D	SS-24	12/16	1317		1	A																		
E	SS-25	12/16	1533		1	A																		
F	SS-37	12/16	0940		1	A																		
G	SS-39	12/16	1138		1	A																		
H	SS-40 KV	/	/		0	A KV																		
I	SS-41	12/16	1050		1	A																		
J	SS-42	12/16	1203		1	A																		
	SS-43	12/16	1215		1	A																		

Comments/Special Instructions (*Specify groundwater "GW", Drinking Water "DW", Waste Water "WW", Soil "S", Air "A", Oil, Sludge, etc.)

Full-list VOCs except acetone & ethanol

Sample Integrity - To be completed by receiving lab. Method of Shipment: CS Temp. of Temp. Blank: _____ °C On Ice: _____ Cooler seal intact upon receipt: <input checked="" type="checkbox"/> Yes <input type="checkbox"/> No	Relinquished By: (sign) <i>[Signature]</i>	Time 1900	Date 12/14/20	Received By: (sign) _____	Time _____	Date _____
	Received in Laboratory By: <i>[Signature]</i>			Time: 3:00 Date: 12/18/20		

Environmental Lab, Inc.

www.synergy-lab.net
 1990 Prospect Ct. • Appleton, WI 54914
 920-830-2455 • mrsynergy@wi.twcbc.com

Sample Handling Request

Rush Analysis Date Required: _____
 (Rushes accepted only with prior authorization)

Normal Turn Around

Lab I.D. # _____
 QUOTE #: 8463
 Project #: 40420
 Sampler: (signature) *[Signature]*

Project (Name / Location): Community Within the Corridor / Milwaukee

Reports To: Kyle R. Vander Heiden	Invoice To: Accounts Payable
Company K. Singh & Associates, Inc.	Company K. Singh & Associates, Inc.
Address 3636 N. 124 th St	Address 3636 N. 124 th St
City State Zip Wauwatosa, WI 53222	City State Zip Wauwatosa, WI 53222
Phone 262-821-1171	Phone 262-821-1171
Email kvanderheiden@ksinghengineering.com	Email ap@ksinghengineering.com

Analysis Requested **Other Analysis**

Lab I.D.	Sample I.D.	Collection		Filtered Y/N	No. of Containers	Sample Type (Matrix)*	Preservation	DRO (Mod DRO Sep 95)	GRO (Mod GRO Sep 95)	LEAD	NITRATE/NITRITE	OIL & GREASE	PAH (EPA 8270)	PCB	P VOC (EPA 8021)	P VOC + NAPHTHALENE	SULFATE	TOTAL SUSPENDED SOLIDS	VOC DW (EPA 524-2)	VOC (EPA 8260)	VOC AIR (TO - 15)	8-PCRA METALS	PID/ FID	
		Date	Time																					
5038917k	SS-44	12/16	12:19		1	A																		
L	SS-46	12/16	13:15		1	A																		
M	SS-47	12/16	13:38		1	A																		
N	SS-50	12/16	10:02		1	A																		
O	SS-51	12/16	10:21		1	A																		

Comments/Special Instructions (*Specify groundwater "GW", Drinking Water "DW", Waste Water "WW", Soil "S", Air "A", Oil, Sludge, etc.)
 Full-list VOCs except ethanol & Acetone

Sample Integrity - To be completed by receiving lab.
 Method of Shipment: CS
 Temp. of Temp. Blank: _____ °C On Ice: _____
 Cooler seal intact upon receipt: Yes No

Relinquished By: (sign) <i>[Signature]</i>	Time 1900	Date 12/16/20	Received By: (sign) _____	Time _____	Date _____
Received in Laboratory By: <i>[Signature]</i>			Time: 8:00	Date: 12/18/20	