

March 1, 2022

Ms. Jane Pfeiffer
Remediation and Redevelopment Program
Wisconsin Department of Natural Resources
1027 W. St. Paul Avenue
Milwaukee, WI 53233

Project # 40449

Subject: **Response to WDNR Review of Site Investigation Report
Community Within the Corridor – East Block
2748 N. 32nd Street, Milwaukee, WI 53210
BRRTS #: 02-41-263675; FID #: 241025400**

Dear Ms. Pfeiffer:

The DNR reviewed the SIR for compliance with Wis. Admin. Code ch. NR 716 on December 22, 2021 and has requested a response. KSingh has included DNR's questions and comments below and responses in italics follow.

I. Source identification

Wis. Admin. Code § NR 716.01 states that the purpose of SI is to provide the information necessary to define the source(s) of contamination. Furthermore, Wis. Admin. Code § NR 716.07(1) requires that the history of the site or facility, including industrial land uses that may have been associated with one or more hazardous substance discharges, be evaluated.

A. Discuss the potential source(s) for the PAHs that were identified within the soil and groundwater.

PAHs are present due to leaking underground storage tanks (BRRTS #03-41-000793 (Jonas Construction – Closed LUST) and BRRTS #02-41-263675 (Formerly Wisconsin Industries Pension & Trust – Formerly Closed ERP), environmental deposition, and former industrial operations including the use of cutting oils on the property within the building. The locations of industrial operations were widespread within the building footprint.

B. Discuss the potential source(s) for the metals that were identified within the soil and groundwater.

Metals are present due to environmental deposition, the presence of railroad operations on the east side of the property, and former industrial operations including the use of cutting oils and metal plating operations within the building. The locations of industrial operations were widespread within the building footprint. Therefore, metals testing was widespread within the building footprint in accordance with the Site Investigation Work Plan.

C. Analysis of soil samples for PCBs was limited to select soil samples located outside of the building footprint. Discuss potential source(s) for the PCB contamination at this site.

PCBs were investigated relevant to the previous locations of transformers. Given that the floor of the building is concrete with limited drains, PCBs contamination was believed to be limited to open ground areas. Testing did not indicate acute concentrations of PCBs. Groundwater sampling can be performed from monitoring well MW-6 if there is a concern for groundwater contamination. Otherwise, a cap will be maintained over the site and there is not risk of direct contact.

The information regarding PCBs was provided to the WDNR in the Phase II Report. Based on site history and findings of the Phase II Report, a Site Investigation Work Plan was submitted to WDNR with a review fee. The WDNR reviewed the Site Investigation Work Plan in a letter dated May 18, 2021, and subsequently a telephone meeting was held on May 21, 2021. The Site Investigation Work Plan was resubmitted to WDNR on May 28, 2021 with limited PCBs testing at locations EB-B-19, EB-B-20, and EB-B-26. The WDNR had no response to Site Investigation Work Plan and the Site Investigation was implemented in accordance with the submitted plan.

II. Degree and extent of contamination in all affected media

Wis. Admin. Code § NR 716.11(3)(a) states the purpose of the field investigation is to determine the nature, degree and extent, both areal and vertical, of the hazardous substances or environmental pollution in all affected media.

A. Groundwater

- i. Monitoring well location EB-B-17/MW-1 has been dry since it was installed on May 5, 2021. TCE greater than its industrial direct contact RCL was identified from 16-18 feet below ground surface at this location. To better define the extent and degree of contamination at this location, install a replacement groundwater monitoring well near EB-B-17/MW-1.

Groundwater contamination in the vicinity of EB-B-17/MW-1 has been historically delineated by a combination of monitoring wells GTS-33W, MW-1R, MW-3, MW-3S, MW-5, and MW-8 performed as part of the investigation of the Wisconsin Pension Plan and Trust project. Contamination in that vicinity is residual related to the former USTs and the extent and degree of contamination has already been defined and determined to be stable and/or declining. In addition, groundwater quality on the west block does not show impacts related to the northern courtyard. We do not believe that further investigation is warranted in that area as that area borders the roadway and there is no unidentified source of contamination in the roadway. The concerns related to the project were in the southern portion of the property in industrial areas as described in the Site Investigation Work Plan.

- ii. To help to define the extent and degree of groundwater contamination at this site, install Wis. Admin. Code ch. NR-141 compliant monitoring wells or piezometers that are screened immediately above the bedrock surface within the central courtyard's loading dock area and within the southern courtyard's paved driveway area. Should you encounter a shallow/perched groundwater table at these locations, then also

install nested monitoring well(s) that are screened within this shallow interval. Groundwater samples from these locations should be lab analyzed for VOCs, PAHs, metals and PCBs.

We are unclear on the location of this description of locations and will need to discuss further. However, there is no evidence of groundwater contamination related to industrial operations on the site, only in the vicinity of the historic USTs. As such, we do not see the need for additional monitoring wells at this time when monitoring wells MW-4R, MW-5, and MW-6 do not indicate groundwater contamination is present. However, we are willing to include PCBs in future groundwater sampling in MW-4R, MW-5, and MW-6 if that will assuage DNR concerns.

- iii. Based on the historical Briggs & Stratton manufacturing activities and associated metal plating operations along with the detection of per- and poly-fluoroalkyl substances (PFAS) in soil, collect and analyze groundwater samples for PFAS at sample location MW-6 and from the above-requested monitoring wells within the central and southern courtyards.

PFAs results were reported to WDNR as part of the Phase II ESA and soil sampling for PFAs was included in the Site Investigation Work Plan which was submitted on May 28, 2021. No PFAs were detected in soil samples within the industrial areas of the building from EB-B-27, EB-B-29, EB-B-30, EB-B-31, and EB-B-32. Soil boring EB-B-28 contains PFOA at 0.063 ug/kg and PFOS at 0.10 ug/kg. However, there are no Groundwater Protection RCLs for PFAs. Given that there is approximately 20 feet to groundwater under the building and PFAs contamination is limited and not expected to be below 4 feet, we believe that without a Groundwater Protection RCL being exceeded there is no reason to sample groundwater for PFAs at this time.

- iv. Soil contaminated with 1,1,1- Trichloroethane (1,1,1-TCA) greater than its groundwater pathway RCL was identified at sample locations EB-B-18/MW-2, B-8/TW-3 and VE-2. 1,4-dioxane is an emerging contaminant that is considered a co-contaminant with 1,1,1-TCA along with TCE, which was identified within soil throughout the entire site. Collect and analyze groundwater samples for 1,4-dioxane.

Future groundwater sampling events will include 1,4-dioxane in sampling from MW-2.

- v. Provide a more detailed discussion on how the groundwater contamination identified in the historical SI relates to the groundwater contamination identified in the current SI. More specifically, discuss how the concentrations have varied over time and what this means for the fate and transport of the identified contamination.

A brief comparison of the former chemicals of concern from the former BRRTS #: 03-41-000793 (Jonas Construction – Closed LUST) was performed of the historic MW-2 and the current MW-2 which are/were installed in the same general area within the northern courtyard. The current MW-2 was tested in 2021. The table following shows the relationship between then and now.

Well ID:	Former MW-2	Former MW-2	Current MW-2	
Chemical Parameters	Former Range 2003-2006 (ug/l)	Average 2003-2006 (ug/l)	Newer 2021 (ug/l)	Difference
Tetrachloroethene	<1.0 to <12.5	<5.2	1	Same
Trichloroethene	2.9 to 7.6	4.5	11	Higher
Cis-1,2-Dichloroethene	8.65 to 822	193.1	66	Lower
Benzene	1.59 to 292	78	57	Lower
Ethylbenzene	<6.0 to 118	50.3	160	Higher
Trimethylbenzene	37.9 to 793	196	500	Higher
Naphthalene	<160 to 22	16.3	31	Higher

The comparison demonstrates a mix (decreasing/increasing/same) within the data from MW-2. However, the test results are comparable to historic concentrations and there is no evidence of a new release or significant increase in groundwater risk. Therefore, we conclude that there has been no change in conditions for groundwater which was determined to be delineated in the past.

B. Soil

- i. Collect soil sample(s) from the replacement well/boring near EB-B-17/MW-1 to help to define the extent and degree of soil contamination at this location. More specifically, collect a deeper soil sample to help to vertically define the soil contamination. Considering the data collected from this sample location, discuss whether the soil contamination may extend off-site.

Historic soil samples from MW-3, MW-3S, and GTS-8 in the vicinity have already delineated the extent of soil contamination to be within the site boundary and related to the former USTs which have already been determined to be delineated. No additional soil sampling is proposed in that vicinity.

- ii. To help to define the extent and degree of soil contamination at this site, collect soil sample(s) from within the additional monitoring well locations requested above. These soil samples should be lab analyzed for VOCs, PAHs, metals and PCBs.

No additional monitoring wells are proposed based on the determination that groundwater contamination has been previously delineated related to the former USTs and no NR 140 ES exceedances are present related to industrial operations.

- iii. Soil contaminated with TCE greater than its industrial direct contact RCL was identified at sample location EB-B-29, which is located adjacent to the 32nd St. right-of-way (ROW). If access allows, collect soil sample(s) immediately adjacent to historical lateral(s) extending to/from the building near EB-B-29. The soil samples should be collected at a similar depth as the laterals. If access does not allow, ensure that confirmation samples are collected along the western edge of the hot spot soil excavation that is underway near EB-B-29. Based on the results of this additional investigation, discuss whether TCE soil contamination may extend into the 32nd St.

ROW.

Given the proximity of the building to the property boundary, it is assumed that there is limited contamination in the right-of-way. Access is not allowed due to difficult drilling conditions and presence of utilities. An evaluation of residual contamination related to the hotspot will be included in the Remedial Action Documentation Report. No contamination has migrated to the West Block. Due to the depth of bedrock, which is significantly deeper than utilities, contamination is not migrating via groundwater and preferential pathways. Air sampling of the sewer is proposed to determine if the utilities are a migratory pathway.

- iv. Provide a more detailed discussion on how the soil contamination identified in the historical SI relates to the soil contamination identified in the current SI. More specifically, discuss how the concentrations have varied over time and what this means for the fate and transport of the contamination.

Soil contamination is separated between the USTs and industrial operations on the property. The soil contamination near the northern courtyard and under surrounding buildings is related to USTs. Any variation in concentrations between the historic investigation and current investigation is purely due to variations in locations as there have been no industrial operations or UST operations since the historic investigation.

Soil contamination principally under the buildings is related to historic industrial operations due to the basement depth.

C. Vapor

- i. An indoor air sampling program will be required following the installation of the vapor mitigation/extraction system and after the interior construction is completed and HVAC systems are operational. Indoor air samples must also be collected from the basements throughout the building. The indoor air sampling results should be included within the commissioning plan, as discussed in the next steps outlined below.

A commissioning plan will be prepared following the performance of a Pilot Test

III. Evaluation of potential pathways for migration of contamination

Wis. Admin. Code § NR 716.11(5)(a) states that field investigation must include an evaluation of the potential pathways for migration of the contamination, including drainage improvements, utility corridors, sediments, bedrock and permeable material or soil along which vapors, free product or contaminated water may flow.

A. Utility corridors

- i. Additional investigation is required to delineate the vapor impacts identified within the sanitary sewer laterals and main sanitary sewer to assess this conduit as a potential migration pathway for contamination.
 - I. Collect a second round of air samples from the sanitary manhole sample locations IA-1, IA-2 and IA-3.

Vapor samples will be collected from sanitary cleanouts IA-1, IA-2, and IA-3, and the results reported to WDNR.

- II. Collect an air sample from one sanitary sewer manhole located upgradient of the site and from two sanitary sewer manholes that are both located downgradient of the site, within the appropriate ROW(s). Discuss the results and whether any offsite properties may be impacted by the vapor contamination within this conduit. Provide a work plan, as needed, to address potential off-site contamination.

Air samples will be collected from the 3 sanitary sewer manholes and the results will be reported to WDNR. A work plan will be prepared, as needed, based on the test results.

- ii. Provide a map clearly highlighting the historical/existing laterals, where they are connected to the sewer and/or storm water mains, and the flow direction of the individual main utility lines. Place any vapor sampling results on the map, as appropriate. Indicate the depth of the historic laterals.

Laterals are already shown on Figure 2 of the SIR. K Singh has updated Figure 2 accordingly with color coded laterals to make it clearer to WDNR. The updated Figure 2 is included in Attachment A. The sanitary sewer and water lateral are the deepest utilities and extend under basement depths and are therefore potential migratory pathways. Other utilities are too shallow to be migratory pathways. All utilities are above the water table and unlikely to function as preferential pathways.

- iii. The Phase II Site Investigation Report, dated May 2002, submitted for the Jonas Construction site (BRRTS # 02-41-000793), which is located at the subject property, indicates that there is/was a storm sewer that transects the contamination identified in the northern courtyard of the property. Discuss whether this storm sewer lateral still exists and whether it acts as a preferential pathway for off-site migration of contamination. Display this on the map requested above, as applicable.

The storm sewer has not been identified in the field in current investigation of this project. A storm sewer which takes roof drainage flows south between 1 and 3 feet below ground surface along the west side of Addition 6 where it ties into a west flowing storm sewer line under the sidewalk north of Building 2A. The storm sewer can be seen on Figure 3. However, given the shallow nature of storm sewers on the project, it is not believed to be a preferential pathway as groundwater is much lower than utilities. Surficial runoff from the northern courtyard flows to the storm sewers in North 32nd Street.

B. Bedrock

- i. Discuss whether the bedrock that was identified at this site may be acting as a preferential pathway for migration of contamination. Justify your response.

We have identified no deep contamination in close proximity to bedrock. Contamination related to the USTs is principally shallow. Groundwater sampling under the building, MW-6, indicates that there is approximately 20 feet to the water table and the water table in closer proximity to

bedrock does not have NR 140 ES exceedances. Soil samples was performed at depth in accordance with the Site Investigation Work Plan and does not indicate deeper migration of contamination. Therefore, we conclude that bedrock is not being utilized as a preferential pathway as there is no contamination in contact with bedrock.

C. Other building features

- i. The Briggs and Stratton Industrial Campus - HISTORIC PRESERVATION CERTIFICATION APPLICATION PART 1 – EVALUATION OF SIGNIFICANCE provided in Appendix B of the SIR, indicates that a tunnel may exist under the north end of the boiler room extending to the basement of Building 1B. Discuss whether the tunnel still exists, and, if so, how it will be abandoned.

There is no tunnel currently connecting building 1B to the boiler room. Building 1B is connected at basement level to the boiler room.

- ii. The 1910 Sanborn Map (Last Updated 1926) provided in Appendix B of the SIR, shows what appears to be a tunnel under central courtyard. Discuss whether the tunnel still exists, and, if so, how it will be abandoned.

There is a tunnel under the central courtyard which isn't visible on figures as it is directly under the skywalk. The tunnel has been sealed on the south end. The tunnel will be used for storage of maintenance supplies and will open at the north end in the ventilated garage. The tunnel is too narrow for construction of a trench system. Indoor air testing will be conducted in the tunnel as part of commissioning. Photographs of the tunnel and a related plan sheet are included in Attachment B.

- iii. Indicate whether any sumps were identified during the SI. The historical contamination figures provided in Appendices D and E of the SIR show "old pits with debris" and sumps. If sumps do exist at the site, provide a sampling plan for these sumps to help to further define the extent and degree of groundwater contamination and to help to determine whether these sumps or pits are acting as preferential migration pathways for vapor contamination to enter the building.

The only sumps currently present on site are in elevator pits. As there are currently no NR 140 ES exceedances near elevator pits within the building, we conclude that there is no groundwater contamination risks associated with these sumps. In addition, the elevator pits will be sealed to act as vapor barriers and will not pose vapor migration risks.

IV. Documentation

A. Provide soil figure(s) that display RCL exceedance lines for all suites of contaminants identified at this site (i.e., CVOCs, PVOCs, PAHs, metals, and PCBs) to help to present the extent and degree of all soil contamination.

Please find updated soil figures included in Attachment C.

B. Figure 3 shows select historical soil probe and monitoring well locations. This figure should be updated to show all historical locations. Alternatively, these locations may be provided on a

separate figure.

An updated Figure 3 is included in Attachment D.

C. Figure 3 shows the approximate location of the UST that was unearthed in the southern courtyard during redevelopment activities. The DNR understands that there may have been another UST unearthed in the central courtyard. Clarify the location, amount and type of USTs that were unearthed during current redevelopment activities and display the locations of these USTs on Figure 3. Provide any tank system site assessment (TSSA) reports/data that may have been collected and discuss whether any contamination associated with these USTs has been discovered.

A Tank System Site Assessment is being prepared to the UST. Test results indicate that principally Toluene is found around the former UST with CVOCs encountered in depth in bottom sample. It is believed the CVOCs are associated with industrial operations, not the UST. TSSA data is included in Attachment E.

V. Other

A. Historic Fill Exemption

- i. Based on the presence and degree of solid waste materials (i.e., foundry sand, asphalt, brick and cinders) identified within the boring logs for the site, a "historic fill exemption", per Wis. Admin. Code § NR 506.085, is required for excavation/removal of the site cover and/or buried waste materials.

KSingh does not concur that solid waste materials are prevalent on the former industrial property. In particular, the excavation work is principally under the footprint of an existing building and the connection of utilities. Construction work consists primarily of remodeling and excavation, not in construction of new facilities. However, as it has been requested, an Historic Fill Exemption application will be prepared.

Please contact us if you have any questions.

Sincerely,


K. SINGH & ASSOCIATES, INC.



Daniel K. Pelczar, CPG, P.G.
Senior Geologist



Robert T. Reineke, P.E.
Project Manager



Pratap N. Singh, Ph.D., P.E.
Principal Engineer

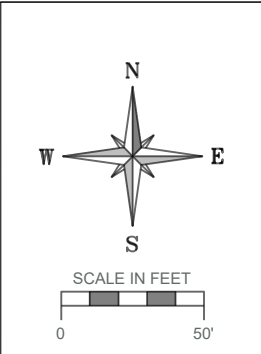
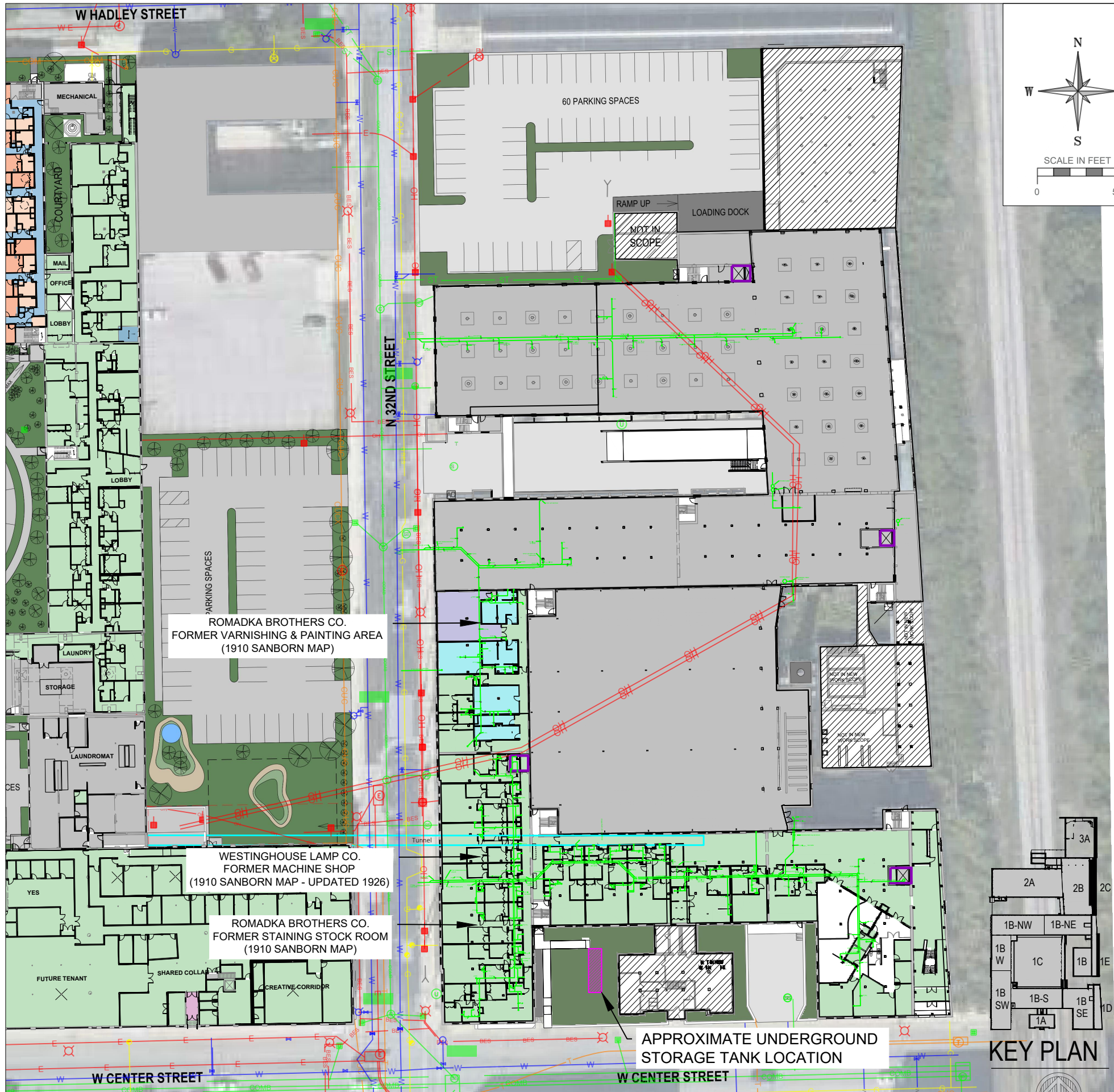
cc: Shane LaFave / Roers Companies
Que El-Amin / Scott Crawford, Inc.

Attachments: Attachment A: Updated Figure 2
 Attachment B: Plan Sheets and Photos of Central Courtyard Tunnel
 Attachment C: Separate Soil Isoconcentration Maps
 Attachment D: Updated Figure 3
 Attachment E: TSSA Details

ATTACHMENTS

ATTACHMENT A

Updated Figure 2



FLOOR FINISH LEGEND	
	ATH-1 ATHLETIC FLOORING - FLEXIBLE / NON-ADHERED
	CPT-1 BROADLOOM CARPET (UNIT BEDROOMS)
	CT-1 CERAMIC TILE (UNIT BATHROOMS W/ ROLL-IN SHOWERS ONLY)
	ERF-1 EPOXY RESINOUS FLOORING
	EXTG-WD EXISTING WOOD FLOORING TO REMAIN IN PLACE & BE REFINISHED
	EXTG-WS EXISTING CONCRETE SLAB WITH WEATHER SEAL
	LVT-1 LUXURY VINYL TILE (UNIT BATHROOMS)
	PC-1 POLISHED CONCRETE
	RF-1 RUBBER FLOORING
	SC-1 SEALED CONCRETE
	WD-SV SALVAGED WOOD - REMOVED, REINSTALLED AND REFINISHED (SALVAGED WOOD WILL BE REINSTALLED IN CORRIDORS FIRST THEN CONTINUE INTO UNITS - IF THERE IS NOT ENOUGH QUANTITY - INSTALL NEW WOOD FLOORING TO MATCH HISTORIC SIZE)

- LEGEND**
- Planned Underground Plumbing
 - Underground Tunnel
 - Approximate Underground Storage Tank Location

NOTE:

- COMBINATION OF EXISTING AND PROPOSED PLUMBING

- | | |
|----------------------------|---------------------------|
| EX. AIR CONDITIONER | EX. UG. GAS |
| EX. GAS METER | EX. UG. ELECTRIC |
| EX. ELECTRIC METER | EX. OVERHEAD WIRES |
| EX. ELECTRIC PEDESTAL | EX. BUREAU OF ELEC. SERV. |
| EX. ELECTRIC MANHOLE | EX. UG. COMBINED SEWER |
| EX. ELECTRIC TRANSFORMER | EX. CITY UG. CONDUIT/COMM |
| EX. POWER / TELEPHONE POLE | EX. SANITARY SEWER (SAN) |
| EX. LIGHT POLE | EX. STORM SEWER (STO) |
| EX. TELEPHONE PEDESTAL | EX. UG. COMMUNICATIONS |
| EX. STORM MANHOLE | EX. UG. TELEPHONE |
| EX. CATCH BASIN SQUARE | EX. UG. FIBER OPTICS |
| EX. CLEANOUT | EX. UG. CABLE TELEVISION |
| EX. SANITARY MANHOLE | EX. WATER MAIN |
| EX. UNKNOWN MANHOLE | |
| EX. COMBINED SEWER MANHOLE | |
| EX. TELEPHONE MANHOLE | |
| EX. WATER VALVE | |
| EX. HYDRANT | |

- SAMPLE ID CODES:**
- EB = EAST BLOCK
 - B = BORING
 - TW = TEMPORARY WELL
 - MW = MONITORING WELL
 - SS = SUB-SLAB
 - VE = VAPOR EXTRACTION POINT
 - IB = INTERIOR BORING
 - RTS = REPRESENTATIVE TRENCH SAMPLE
 - IA = INDOOR AIR
 - OA = OUTDOOR AIR

CONSULTANT

CONSULTANT

CONSULTANT

PROJECT TITLE: SITE INVESTIGATION REPORT
COMMUNITY WITHIN THE CORRIDOR
2748 N. 32nd Street
MILWAUKEE, WI 53210
PROJECT NUMBER: 40449

CLIENT: COMMUNITY WITHIN THE CORRIDOR LIMITED PARTNERSHIP

REVISIONS	DATE	DESCRIPTION

DRAWN BY AMZ	DATE 02/28/2022
CHECKED BY DKP	DATE 02/28/2022
SHEET TITLE	
UTILITY LOCATIONS	

FIGURE 2

ATTACHMENT B

Plan Sheet and Photos of Central Courtyard Tunnel

NEW WORK PLAN KEY NOTES - 1/8" PLANS	
001	SEE UNIT 1025 ENLARGED PLAN.
002	SEE UNIT 1026 ENLARGED PLAN.
003	SEE UNIT 1028 ENLARGED PLAN. UNIT MAY BE MIRRORRED.
004	SEE UNIT 1037 ENLARGED PLAN.
005	SEE UNIT 1039 ENLARGED PLAN.
006	SEE UNIT 1040 ENLARGED PLAN.
007	SEE UNIT 1041 ENLARGED PLAN.
008	SEE UNIT 1042 ENLARGED PLAN.
009	EXISTING HISTORIC SLIDING FIRE DOOR ASSEMBLY TO REMAIN. SECURE SLIDING DOOR IN A PARTIALLY CLOSED POSITION WITH METAL Z-BRACKETS. SEE PLAN FOR POSITION. SEE SALVAGED DOOR SCHEDULE FOR MORE INFO.
010	SEE UNIT 1045 ENLARGED PLAN.
011	SEE UNIT 1050 ENLARGED PLAN. UNIT IS MIRRORRED.
012	SEE UNIT 2014 ENLARGED PLAN.
013	SEE UNIT 2015 ENLARGED PLAN.
014	SEE UNIT 2016 ENLARGED PLAN.
015	SEE UNIT 2017 ENLARGED PLAN.
016	SEE UNIT 2023 ENLARGED PLAN.
017	SEE UNIT 2081 ENLARGED PLAN.
018	SEE UNIT 2063 ENLARGED PLAN. UNIT MAY BE MIRRORRED.
019	SEE UNIT 2067 ENLARGED PLAN. UNIT MAY BE MIRRORRED.
020	SEE UNIT 2068 ENLARGED PLAN. UNIT MAY BE MIRRORRED.
021	SEE UNIT 2070 ENLARGED PLAN. UNIT TYPE IS A STUDIO ON LEVEL 03.
022	SEE UNIT 2071 ENLARGED PLAN.
023	SEE UNIT 2077 ENLARGED PLAN.
024	SEE UNIT 2079 ENLARGED PLAN.
025	SEE UNIT 2082 ENLARGED PLAN. FOR UNIT 3082 SEE UNIT 2082 ENLARGED PLAN.
026	SEE UNIT 2092 ENLARGED PLAN.
027	SEE UNIT 2093 ENLARGED PLAN.
028	SEE UNIT 2094 ENLARGED PLAN. UNIT MAY BE MIRRORRED.

- GENERAL FLOOR PLAN NOTES TO CONTRACTOR**
- THIS DRAWING IS FURTHER SUPPORTED BY INFORMATION CONTAINED IN THE SPECIFICATION MANUAL.
 - DO NOT SCALE DRAWINGS. CONTRACTOR TO VERIFY ALL CONDITIONS AND DIMENSIONS AT THE JOB SITE PRIOR TO COMMENCING CONSTRUCTION.
 - FINISH FLOOR ELEVATIONS ARE TO THE TOP OF THE FINISHED FLOOR MATERIAL, UNLESS OTHERWISE NOTED.
 - CONTRACTORS SHALL JOINTLY PROVIDE AND INSTALL ALL STIFFENERS, BRACING, BACKING PLATES, WALL BLOCKING AND SUPPORTING BRACKETS REQUIRED FOR THE INSTALLATION OF CASEWORK, TOILET ACCESSORIES, PARTITIONS, MILLWORK, AND ALL WORK MOUNTED OR SUSPENDED BY ALL TRADES.
 - SEE SHEET A202 FOR PARTITION TYPES AND DETAILS.
 - DIMENSIONS AT EXTERIOR WALLS ARE TO STRUCTURAL WALL ONLY AND DO NOT INCLUDE FINISHES. DIMENSIONS AT EXTERIOR WALLS ARE TO STRUCTURAL WALL ONLY AND DO NOT INCLUDE FINISHES.

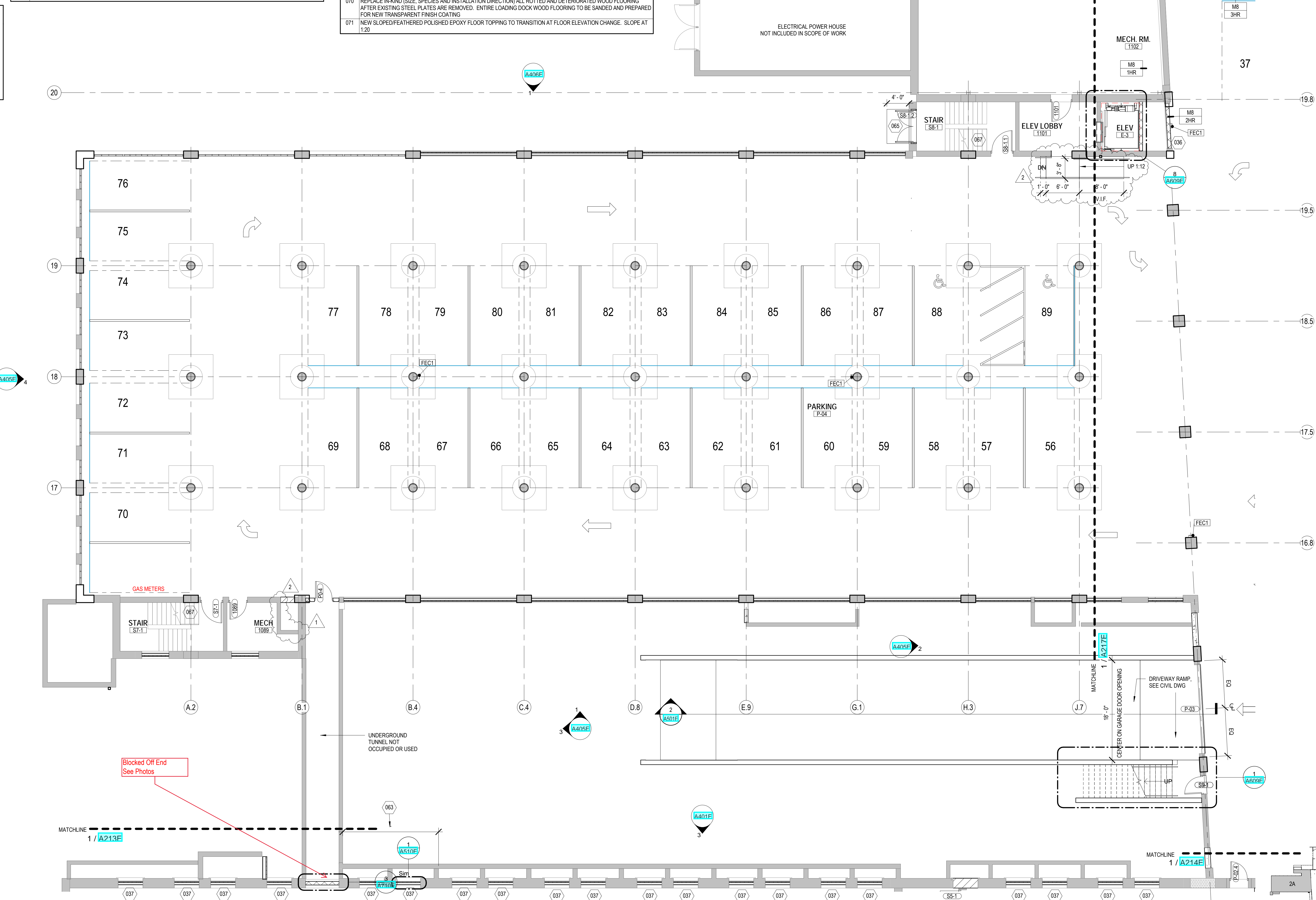
- GENERAL INFORMATION NOTES TO CONTRACTOR**
- THESE DRAWINGS ARE DIAGRAMMATIC AND SHOW THE INTENT OF THE PROJECT, BUT DO NOT NECESSARILY INDICATE ALL MATERIALS OR METHODS OF CONSTRUCTION. ALL CONTRACTORS ARE RESPONSIBLE TO REVIEW THE DOCUMENTS THOROUGHLY, AND FOR PROVIDING ALL MATERIALS AND MEANS OF CONSTRUCTION NECESSARY FOR THE COMPLETION OF THE WORK IN ACCORDANCE WITH THE INTENT OF THE DRAWINGS.
 - ALL WORK OF ALL TRADES, SHALL BE COMPLETED IN ACCORDANCE WITH ALL LOCAL GOVERNING CODES AND ORDINANCES.
 - EACH CONTRACTOR SHALL COORDINATE THEIR WORK WITH THE OWNER, THE OWNER'S OTHER CONTRACTORS, AND ALL OTHERS AT THE SITE.
 - EACH CONTRACTOR IS TO OBTAIN AND PAY FOR PERMITS, LICENSES, FEES, ETC. AS REQUIRED FOR THE COMPLETION OF THEIR PORTION OF WORK.
 - EACH CONTRACTOR SHALL VERIFY ALL CONDITIONS AND DIMENSIONS AT THE SITE TO SATISFY THEIR EXECUTION OF THE WORK. ANY DISCREPANCIES SHALL BE REPORTED TO THE ARCHITECT. NEITHER THE OWNER NOR THE ARCHITECT ASSUMES RESPONSIBILITY FOR CONDITIONS OR DIMENSIONS SHOWN AS EXISTING.
 - IF ANY CONTRACTOR OBSERVES THAT ANY OF THE CONTRACT DOCUMENTS ARE AT VARIANCE WITH APPLICABLE LAWS, STATUTES, BUILDING CODES, OR ORDINANCES, THEY SHALL PROMPTLY NOTIFY THE ARCHITECT.
 - ALL HOLES FOR PLUMBING, ELECTRICAL, HVAC, FIRE PROTECTION CONDUIT, PIPING, OR DUCTWORK ARE TO BE REPAIRED BY THE ASSOCIATED TRADE.
 - ALL TRADES SHALL TAKE CARE TO MAKE HOLES ONLY AS LARGE AS NECESSARY. ALL HOLES SHALL BE NEATLY CUT, DO NOT PUNCH OR POUND HOLES IN WALLS OR ROOF DECK.
 - ANY HOLES OR PENETRATIONS THROUGH FIRE RATED CONSTRUCTION SHALL BE APPROPRIATELY FIRE STOPPED, DAMPENED, OR SEALED AS REQUIRED BY CODE.
 - EACH CONTRACTOR SHALL INCLUDE NECESSARY DEMOLITION AND REMOVAL OF ALL MATERIAL AS REQUIRED TO PERFORM THEIR WORK.
 - REMOVAL OF ALL HAZARDOUS CONTAINING MATERIALS IS THE SOLE RESPONSIBILITY OF THE OWNER. SHOULD ANY MATERIALS BE ENCOUNTERED DURING ANY OF THE CONSTRUCTION PHASES CONTAINING, OR SUSPECTED TO BE HAZARDOUS, CONTRACTOR SHALL STOP WORK IMMEDIATELY AND NOTIFY OWNER AND ARCHITECT.
 - DO NOT SCALE DRAWINGS.
 - EACH CONTRACTOR SHALL PATCH, LEVEL, AND PREPARE ALL WALLS AND FLOORS AS SCHEDULED AND REQUIRED TO RECEIVE NEW FINISHES.

NEW WORK PLAN LEGEND

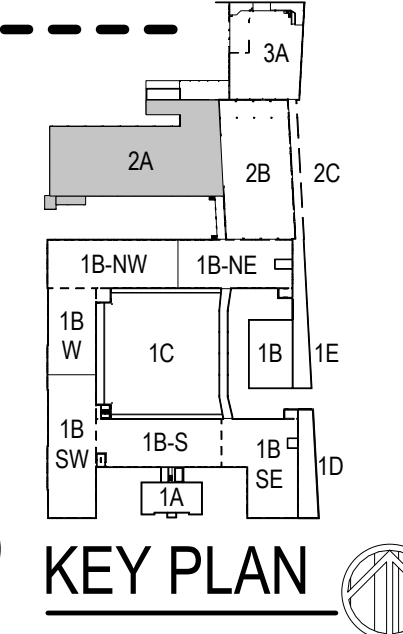
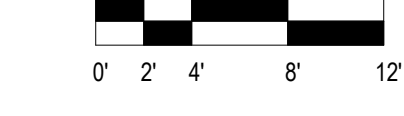
	EXISTING TO REMAIN
	MASONRY PARTITION, SEE PARTITION TYPES FOR DETAILS
	METAL STUD PARTITION, SEE PARTITION TYPES FOR DETAILS TYPE A3 - U.N.O.
	METAL STUD PARTITION, SEE PARTITION TYPES FOR DETAILS TYPE A4 - U.N.O.
	NEW WORK KEY NOTE (GENERAL TO ROOM)

NEW WORK PLAN KEY NOTES - 1/8" PLANS	
029	SEE UNIT 2095 ENLARGED PLAN. UNIT MAY BE MIRRORRED.
030	SEE UNIT 2111 ENLARGED PLAN. FOR UNIT 3110 SEE UNIT 2110.
031	SEE UNIT 2117 ENLARGED PLAN.
032	UNIT TO INCLUDE AUDIO AND VISUAL ALARM DEVICES FOR THE HEARING AND VISUALLY IMPAIRED. COORDINATE LOCATION WITH ELECTRICAL DRAWINGS.
033	EXISTING HISTORIC SLIDING FIRE DOOR ASSEMBLY TO REMAIN IN PLACE. SECURE SLIDING DOOR IN A FULLY OPEN POSITION WITH METAL Z-BRACKETS. SEE SALVAGED DOOR SCHEDULE FOR MORE INFO.
034	NEW GYPSUM BOARD INFILL WALL ASSEMBLY AT EXISTING OPENING. SEE 1A1710E.
035	EXISTING HISTORIC WINDOW ASSEMBLY TO REMAIN. PREPARE EXISTING WINDOW FOR NEW PAINT FINISH. REPLACE DAMAGED OR MISSING GLAZING TO MATCH EXISTING.
036	NEW CMU INFILL WALL ASSEMBLY AT EXISTING OPENING. SEE 3A1710E.
037	NEW METAL PANEL INFILL WALL ASSEMBLY AT EXISTING OPENING. SEE 1A5101E.
038	NEW BRICK AND CMU INFILL AT EXISTING WALL OPENING.
039	NEW BRICK MASONRY INFILL WALL ASSEMBLY AT EXISTING OPENING. SEE 3A1710E.
040	EXISTING CONCRETE FLOOR WITH NEW WATERPROOF TRAFFIC COATING.
041	EXISTING HISTORIC SLIDING FIRE DOOR ASSEMBLY TO REMAIN. SECURE SLIDING DOOR IN A CLOSED POSITION WITH METAL Z-BRACKETS. SEE SALVAGED DOOR SCHEDULE FOR MORE INFO.
042	NEW BRICK MASONRY AND GYPSUM BOARD INFILL WALL ASSEMBLY AT EXISTING OPENING. SEE 5A1710E.
043	NEW CMU AND GYPSUM BOARD INFILL WALL ASSEMBLY AT EXISTING OPENING. SEE 6A1710E.
044	NEW WOOD FLOOR INFILL. NEW WOOD FRAMING TO MATCH EXISTING. NEW WOOD SUBFLOORING TO MATCH DIMENSIONS OF EXISTING AND TO RUN IN THE SAME DIRECTION AS EXISTING. REINSTALL EXISTING SALVAGED FINISH FLOORING, RUN IN THE SAME DIRECTION AS EXISTING. SEE STRUCTURAL FOR DETAILING.
045	NEW CONCRETE ON METAL DECK INFILL WITH SPRAY APPLIED FIRE RESISTIVE MATERIAL AT NEW STEEL BEAMS AND ANGLES TO MAINTAIN FLOOR ASSEMBLY FIRE RATING. SEE OVERVIEW FLOOR PLANS FOR REQUIRED FLOOR ASSEMBLY FIRE RATINGS. SEE STRUCTURAL FOR DETAIL.
046	NEW CONCRETE FLOOR INFILL. SEE STRUCTURAL.
047	NEW PREFINISHED METAL MECHANICAL LOUVER IN EXISTING MASONRY OPENING.
048	ENTIRE EXISTING HISTORIC WOOD DOOR ASSEMBLY INCLUDING ALL EXTERIOR AND INTERIOR WOOD TRIM COMPONENTS TO REMAIN. ALL WOOD COMPONENTS TO BE SANDED, REPLACED IN KIND AND PREPARED FOR NEW FINISHES THAT MATCH EXISTING FINISHES. ANY MISSING WOOD COMPONENTS (DOOR ASSEMBLY, INTERIOR/EXTERIOR TRIM COMPONENTS) TO BE REPAIRED WITH SIMILAR WOOD SPECIES AND TO MATCH EXISTING PROFILES THAT REMAIN. ALL EXISTING DOOR HARDWARE TO BE REMOVED, SANDED AND PREPARED FOR NEW FINISH AND REINSTALLATION.

NEW WORK PLAN KEY NOTES - 1/8" PLANS(2)	
049	EXISTING HISTORIC WINDOW ASSEMBLY TO REMAIN. CLEANSRAPE/PREPARE EXISTING WINDOW FRAMES TO RECEIVE NEW PAINT. EXISTING GLAZING TO BE REMOVED.
050	REPLACE ALL BROKEN/CRACKED AND MISSING GLASS LITES AT HISTORIC LIGHT MONITOR.
051	NEW GYPSUM BOARD INFILL WALL ASSEMBLY AT EXISTING OPENING TO BE 3 HOUR FIRE RATED. SEE 10A1710E SIM.
052	EXISTING HISTORIC WINDOW ASSEMBLY TO REMAIN. PREPARE EXISTING WINDOW FOR NEW PAINT FINISH. EXISTING GLAZING TO REMAIN. NEW GLAZING NOT REQUIRED.
053	EXISTING HISTORIC DOOR ASSEMBLY TO REMAIN. PREPARE EXISTING DOOR ASSEMBLY FOR NEW PAINT FINISH.
054	ALIGN DEMISING WALL WITH EDGE OF HISTORIC MASONRY OPENING.
055	ALIGN CENTER OF WALL WITH CENTERLINE OF HISTORIC COLUMN.
056	AT LEVEL 02: ALIGN EDGE OF DEMISING WALL WITH EDGE OF HISTORIC CONCRETE DROP SLAB. AT LEVEL 03: ALIGN EDGE OF DEMISING WALL WITH EDGE OF HISTORIC CONCRETE DROP SLAB AS IT OCCURS ON THE LEVEL BELOW.
057	ALIGN CENTERLINE OF WALL WITH CENTERLINE OF WINDOW MULLION.
058	CRITICAL KITCHEN CLEARANCES AT HISTORIC COLUMN. VERIFY BEFORE FRAMING DEMISING WALLS AND REPORT TO ARCHITECT IF THERE ARE ANY ISSUES.
059	EXISTING HISTORIC DOOR ASSEMBLY TO REMAIN. PERMANENTLY SECURE BOTH DOORS IN CLOSED POSITION. PREPARE EXISTING DOOR ASSEMBLY FOR NEW PAINT FINISH.
060	EXISTING HISTORIC OPENING AT REMOVED WINDOW. SEE DEMOLITION PLANS FOR ADDITIONAL INFORMATION.
061	NEW CMU WALL TO CLOSE OFF FILLED-IN UNDERGROUND TUNNEL. SEE STRUCTURAL.
062	EXTEND WALL TO DEMISING WALL, TYP. SHIFT ANY PLUMBING FIXTURES OR CLOSETS AGAINST DEMISING WALL.
063	EXISTING TRANSOM WINDOW ABOVE TO REMAIN. PREPARE SURFACES FOR NEW PAINT. EXISTING DOOR FRAME TO REMAIN. PREPARE SURFACES FOR NEW PAINT.
064	NEW CONCRETE AREA WALL WALLS. SEE STRUCTURAL.
065	BUILD WALL TYPE PER UNIT DEMISING WALL WITH RESILIENT CHANNEL ON THIS SIDE.
066	NEW CONCRETE STOOP WITH FROST WALLS. SEE STRUCTURAL.
067	NEW BRICK MASONRY WALL. REBUILD WITH SALVAGED AND NEW BRICK TO MATCH EXISTING. REBUILD WALL TO MATCH FEATURES OF EXISTING, REMOVED BRICK MASONRY WALL INCLUDING, BUT NOT LIMITED TO WIDTH/DEPTH OF REMOVED WALL, HEIGHT OF REMOVED WALL, AND ALL ARCHES ABOVE EXISTING WINDOW OPENINGS.
068	EXISTING HANDRAILS TO REMAIN. REFASTEN EXISTING HANDRAILS TO EXISTING WALLS IF LOOSE OR FAILING. PREPARE EXISTING HANDRAILS FOR NEW FT.
069	NEW 4" PAINTED FLOOR STRIPING LEADING TO EXIT STAIR.
070	NEW 1-1/2" DIA. 3-4" TALL METAL RAILING WITH ONE TOP RAIL. PAINT FT.
071	REPLACE IN-KIND (SIZE, SPECIES AND INSTALLATION DIRECTION) ALL ROTTED AND DETERIORATED WOOD FLOORING AFTER EXISTING STEEL PLATES ARE REMOVED. ENTIRE LANDING WOOD FLOORING TO BE SANDED AND PREPARED FOR NEW TRANSPARENT FINISH COATING.
072	NEW SLOPED/FEATHERED POLISHED EPOXY FLOOR TOPPING TO TRANSITION AT FLOOR ELEVATION CHANGE. SLOPE AT 1:20.



1 NEW WORK PLAN - LEVEL 01, BLDG 2A
Scale: 1/8" = 1'-0"



T 414.220.9640
751 N Jefferson St.
Suite 200
Milwaukee, WI 53210

CONSULTANTS:

COMMUNITY WITHIN THE CORRIDOR - EAST BLOCK

3100 W. Center Street
Milwaukee, WI 53210

SHEET TITLE: NEW WORK PLAN - LEVEL 01, BLDG 2A

REVISIONS:

1	10/09/20	Addendum #1
2	10/13/20	Addendum #2

SCALE	VARIES
PROJECT NUMBER	200102
SET TYPE	CONSTRUCTION DOCUMENTS
DATE ISSUED	09/25/20
SHEET NUMBER	A216E

© COPYRIGHT 2020, CONTINUUM ARCHITECTS + PLANNERS, S.C.



ATTACHMENT C

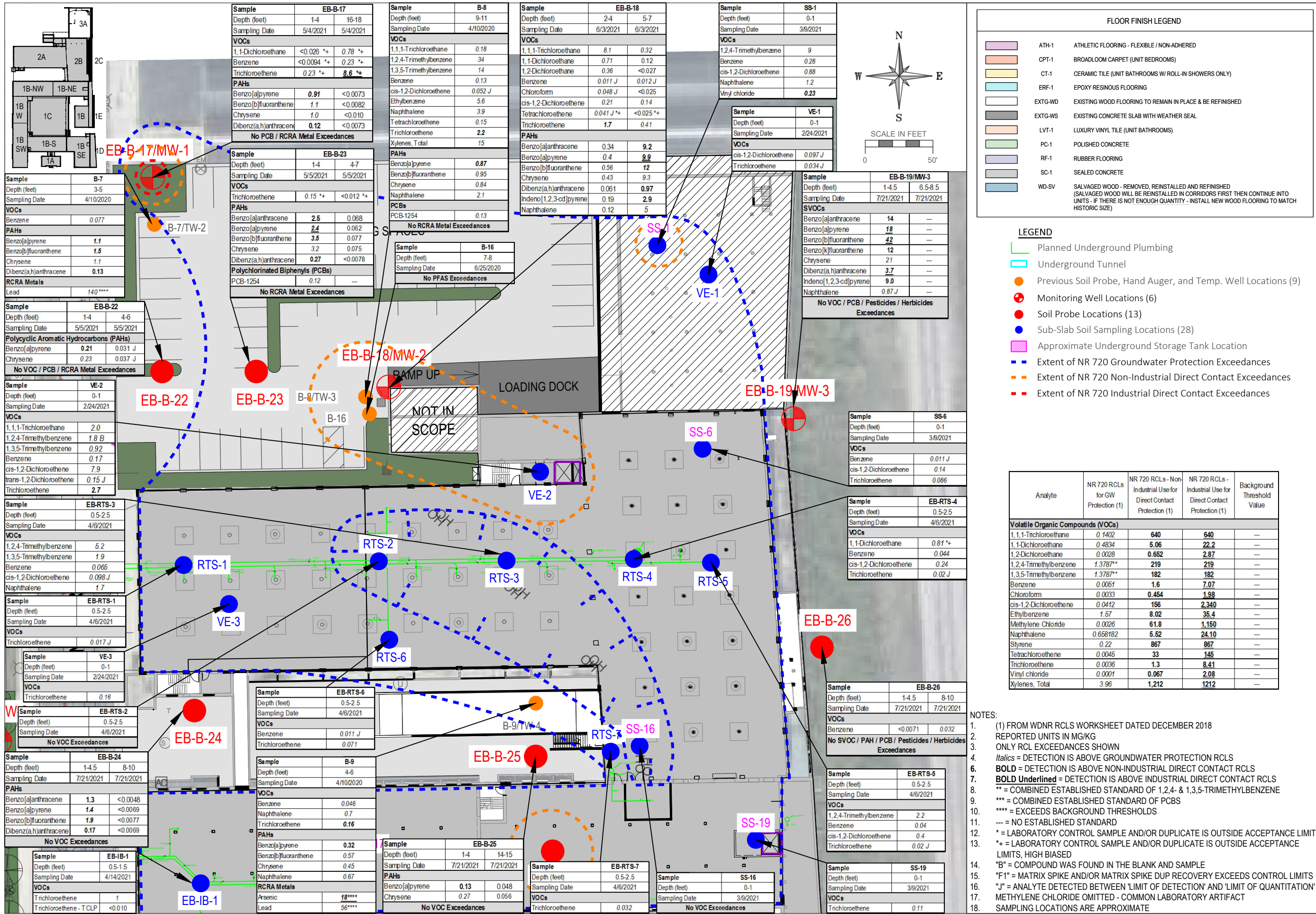
Separate Soil Isoconcentration Maps

REVISIONS	DATE	DESCRIPTION

DRAWN BY AMZ	DATE 02/28/2022
CHECKED BY DKP	DATE 02/28/2022

SHEET TITLE
SOIL ISOCONCENTRATION MAP
(CVOCS)

FIGURE 9B



FLOOR FINISH LEGEND

ATH-1	ATHLETIC FLOORING - FLEXIBLE / NON-ADHERED
CPT-1	BROADLOOM CARPET (UNIT BEDROOMS)
CT-1	CERAMIC TILE (UNIT BATHROOMS W/ ROLL-IN SHOWERS ONLY)
ERF-1	EPOXY RESINOUS FLOORING
EXTG-WD	EXISTING WOOD FLOORING TO REMAIN IN PLACE & BE REFINISHED
EXTG-WS	EXISTING CONCRETE SLAB WITH WEATHER SEAL
LVT-1	LUXURY VINYL TILE (UNIT BATHROOMS)
PC-1	POLISHED CONCRETE
RF-1	RUBBER FLOORING
SC-1	SEALED CONCRETE
WD-SV	SALVAGED WOOD - REMOVED, REINSTALLED AND REFINISHED (SALVAGED WOOD WILL BE REINSTALLED IN CORRIDORS FIRST THEN CONTINUE INTO UNITS - IF THERE IS NOT ENOUGH QUANTITY - INSTALL NEW WOOD FLOORING TO MATCH HISTORIC SIZE)

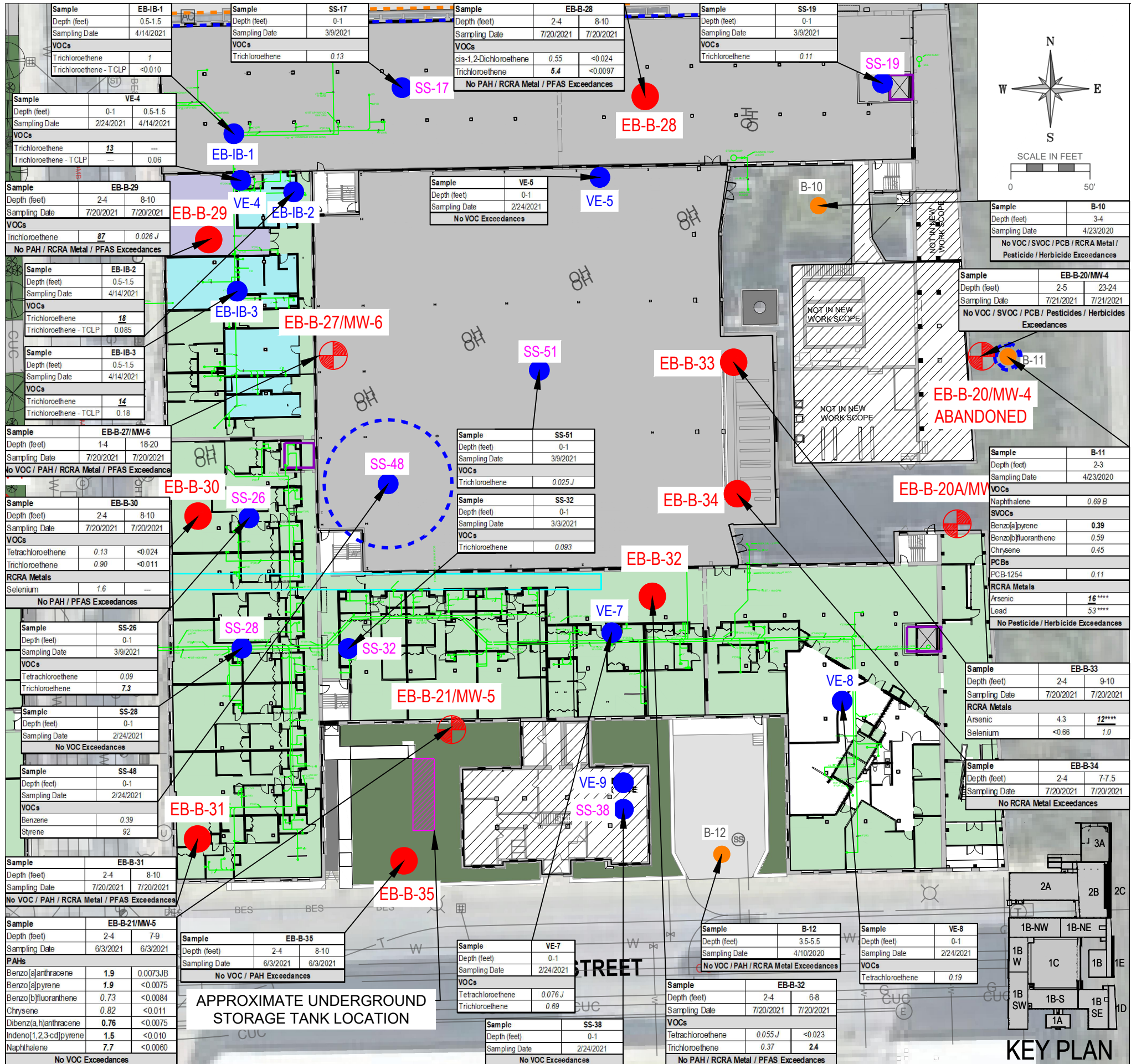
LEGEND

- Planned Underground Plumbing
- Underground Tunnel
- Previous Soil Probe, Hand Auger, and Temp. Well Locations (9)
- Monitoring Well Locations (6)
- Soil Probe Locations (13)
- Sub-Slab Soil Sampling Locations (28)
- Approximate Underground Storage Tank Location
- Extent of NR 720 Groundwater Protection Exceedances
- Extent of NR 720 Non-Industrial Direct Contact Exceedances
- Extent of NR 720 Industrial Direct Contact Exceedances

Analyte	NR 720 RCLs for GW Protection (1)	NR 720 RCLs - Non-Industrial Use for Direct Contact Protection (1)	NR 720 RCLs - Industrial Use for Direct Contact Protection (1)	Background Threshold Value
Volatile Organic Compounds (VOCs)				
1,1,1-Trichloroethane	0.1402	640	640	--
1,1-Dichloroethane	0.4834	5.06	22.2	--
1,2-Dichloroethane	0.0028	0.652	2.87	--
1,2,4-Trimethylbenzene	1.3787**	219	219	--
1,3,5-Trimethylbenzene	1.3787**	182	182	--
Benzene	0.0061	1.6	7.07	--
Chloroform	0.0033	0.454	1.98	--
cis-1,2-Dichloroethane	0.0412	156	2,340	--
Ethylbenzene	1.57	8.02	35.4	--
Methylene Chloride	0.0026	61.8	1,150	--
Naphthalene	0.658182	5.52	24.10	--
Styrene	0.22	867	867	--
Tetrachloroethane	0.0045	33	145	--
Trichloroethane	0.0036	1.3	8.41	--
Vinyl chloride	0.0001	0.067	2.08	--
Xylenes, Total	3.96	1,212	1212	--

- NOTES:
- (1) FROM WDNR RCLs WORKSHEET DATED DECEMBER 2018
 - REPORTED UNITS IN MG/KG
 - ONLY RCL EXCEEDANCES SHOWN
 - Italics* = DETECTION IS ABOVE GROUNDWATER PROTECTION RCLs
 - BOLD** = DETECTION IS ABOVE NON-INDUSTRIAL DIRECT CONTACT RCLs
 - BOLD Underlined** = DETECTION IS ABOVE INDUSTRIAL DIRECT CONTACT RCLs
 - ** = COMBINED ESTABLISHED STANDARD OF 1,2,4- & 1,3,5-TRIMETHYLBENZENE
 - *** = COMBINED ESTABLISHED STANDARD OF PCBs
 - **** = EXCEEDS BACKGROUND THRESHOLDS
 - = NO ESTABLISHED STANDARD
 - * = LABORATORY CONTROL SAMPLE AND/OR DUPLICATE IS OUTSIDE ACCEPTANCE LIMITS
 - *+ = LABORATORY CONTROL SAMPLE AND/OR DUPLICATE IS OUTSIDE ACCEPTANCE LIMITS, HIGH BIASED
 - "B" = COMPOUND WAS FOUND IN THE BLANK AND SAMPLE
 - "F" = MATRIX SPIKE AND/OR MATRIX SPIKE DUP RECOVERY EXCEEDS CONTROL LIMITS
 - "J" = ANALYTE DETECTED BETWEEN 'LIMIT OF DETECTION' AND 'LIMIT OF QUANTITATION'
 - METHYLENE CHLORIDE OMITTED - COMMON LABORATORY ARTIFACT
 - SAMPLING LOCATIONS ARE APPROXIMATE

PROJECT TITLE: SITE INVESTIGATION REPORT
COMMUNITY WITHIN THE CORRIDOR
2748 N. 32nd Street
MILWAUKEE, WI 53210
PROJECT NUMBER: 40449
CLIENT: COMMUNITY WITHIN THE CORRIDOR LIMITED
PARTNERSHIP



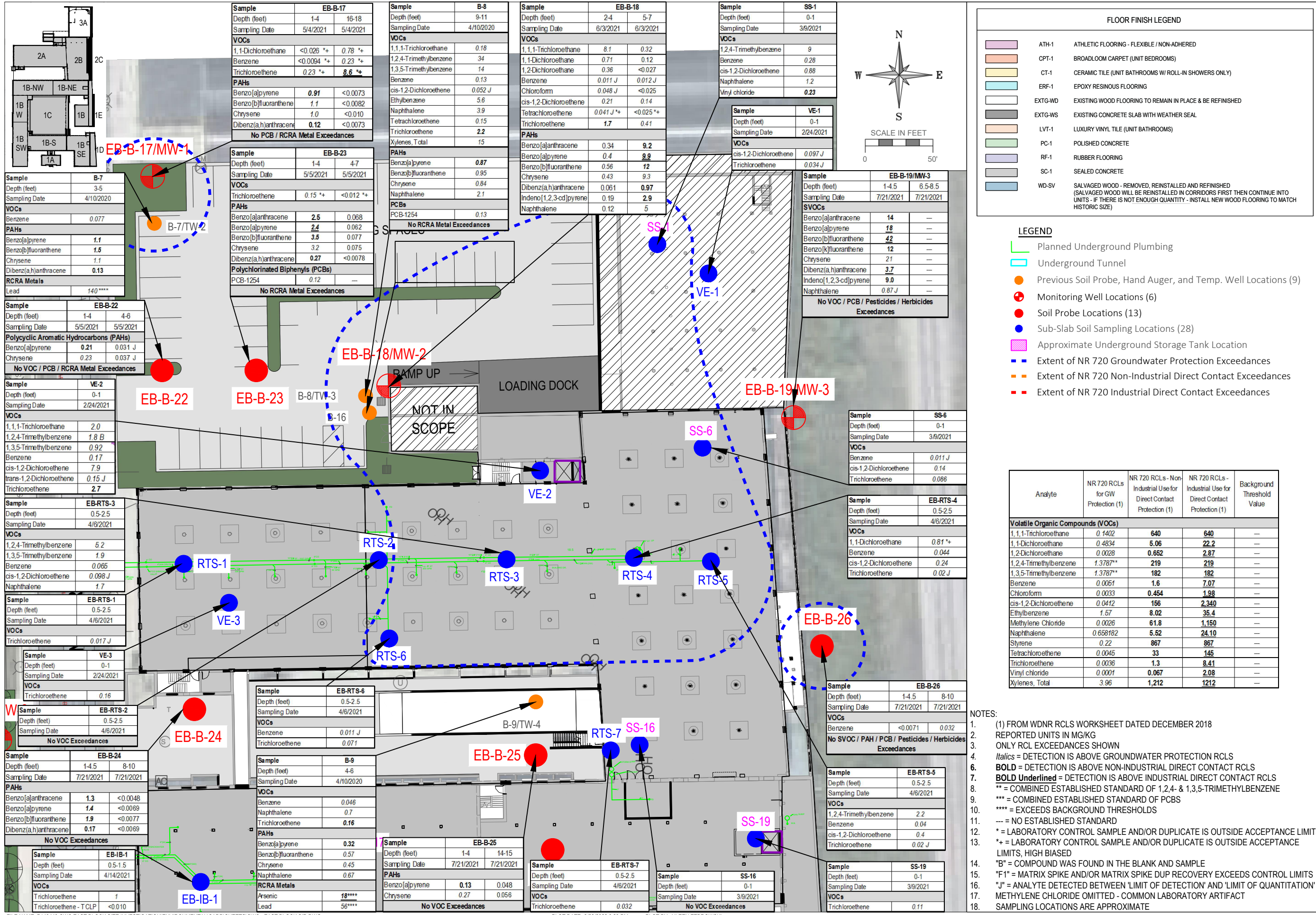
FLOOR FINISH LEGEND	
[Color]	ATH-1 ATHLETIC FLOORING - FLEXIBLE / NON-ADHERED
[Color]	CPT-1 BROADLOOM CARPET (UNIT BEDROOMS)
[Color]	CT-1 CERAMIC TILE (UNIT BATHROOMS W/ ROLL-IN SHOWERS ONLY)
[Color]	ERF-1 EPOXY RESINOUS FLOORING
[Color]	EXTG-WD EXISTING WOOD FLOORING TO REMAIN IN PLACE & BE REFINISHED
[Color]	EXTG-WS EXISTING CONCRETE SLAB WITH WEATHER SEAL
[Color]	LVT-1 LUXURY VINYL TILE (UNIT BATHROOMS)
[Color]	PC-1 POLISHED CONCRETE
[Color]	RF-1 RUBBER FLOORING
[Color]	SC-1 SEALED CONCRETE
[Color]	WD-SV SALVAGED WOOD - REMOVED, REINSTALLED AND REFINISHED (SALVAGED WOOD WILL BE REINSTALLED IN CORRIDORS FIRST THEN CONTINUE INTO UNITS - IF THERE IS NOT ENOUGH QUANTITY - INSTALL NEW WOOD FLOORING TO MATCH HISTORIC SIZE)

- LEGEND**
- Planned Underground Plumbing
 - Underground Tunnel
 - Previous Soil Probe, Hand Auger, and Temp. Well Locations (9)
 - Monitoring Well Locations (6)
 - Soil Probe Locations (13)
 - Sub-Slab Soil Sampling Locations (28)
 - Approximate Underground Storage Tank Location
 - Extent of NR 720 Groundwater Protection Exceedances
 - Extent of NR 720 Non-Industrial Direct Contact Exceedances
 - Extent of NR 720 Industrial Direct Contact Exceedances

Analyte	NR 720 RCLs for GW Protection (1)	NR 720 RCLs - Non-Industrial Use for Direct Contact Protection (1)	NR 720 RCLs - Industrial Use for Direct Contact Protection (1)	Background Threshold Value
Volatile Organic Compounds (VOCs)				
1,1,1-Trichloroethane	0.1402	640	640	---
1,1-Dichloroethane	0.4834	5.06	22.2	---
1,2-Dichloroethane	0.0028	0.652	2.87	---
1,2,4-Trimethylbenzene	1.3787**	219	219	---
1,3,5-Trimethylbenzene	1.3787**	182	182	---
Benzene	0.0051	1.6	7.07	---
Chloroform	0.0033	0.454	1.98	---
cis-1,2-Dichloroethane	0.0412	156	2,340	---
Ethylbenzene	1.57	8.02	35.4	---
Methylene Chloride	0.0026	61.8	1,150	---
Naphthalene	0.658182	5.52	24.10	---
Styrene	0.22	867	867	---
Tetrachloroethane	0.0045	33	145	---
Trichloroethane	0.0036	1.3	8.41	---
Vinyl chloride	0.0001	0.067	2.08	---
Xylenes, Total	3.96	1,212	1,212	---

- NOTES:**
- (1) FROM WDNR RCLs WORKSHEET DATED DECEMBER 2018
 - REPORTED UNITS IN MG/KG
 - ONLY RCL EXCEEDANCES SHOWN
 - Italics* = DETECTION IS ABOVE GROUNDWATER PROTECTION RCLs
 - BOLD** = DETECTION IS ABOVE NON-INDUSTRIAL DIRECT CONTACT RCLs
 - BOLD Underlined** = DETECTION IS ABOVE INDUSTRIAL DIRECT CONTACT RCLs
 - ** = COMBINED ESTABLISHED STANDARD OF 1,2,4- & 1,3,5-TRIMETHYLBENZENE
 - *** = COMBINED ESTABLISHED STANDARD OF PCBs
 - **** = EXCEEDS BACKGROUND THRESHOLDS
 - = NO ESTABLISHED STANDARD
 - * = LABORATORY CONTROL SAMPLE AND/OR DUPLICATE IS OUTSIDE ACCEPTANCE LIMITS
 - + = LABORATORY CONTROL SAMPLE AND/OR DUPLICATE IS OUTSIDE ACCEPTANCE LIMITS, HIGH BIASED
 - "B" = COMPOUND WAS FOUND IN THE BLANK AND SAMPLE
 - "F" = MATRIX SPIKE AND/OR MATRIX SPIKE DUP RECOVERY EXCEEDS CONTROL LIMITS
 - "J" = ANALYTE DETECTED BETWEEN 'LIMIT OF DETECTION' AND 'LIMIT OF QUANTITATION'
 - METHYLENE CHLORIDE OMITTED - COMMON LABORATORY ARTIFACT
 - SAMPLING LOCATIONS ARE APPROXIMATE

FIGURE 10A

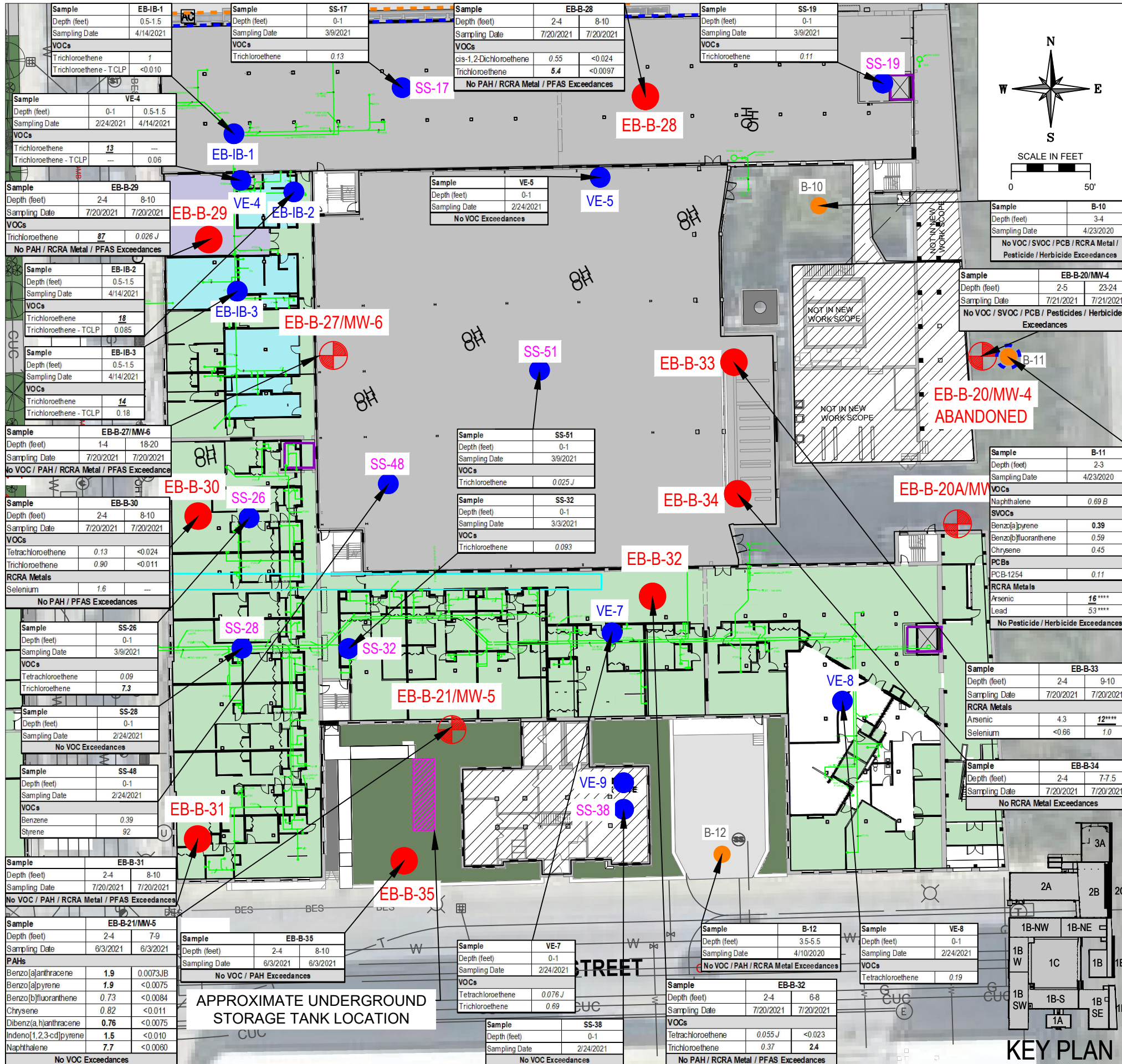


REVISIONS	DATE	DESCRIPTION

DRAWN BY	DATE
AMZ	02/28/2022
CHECKED BY	DATE
DKP	02/28/2022
SHEET TITLE	
SOIL ISOCONCENTRATION MAP (PVOCS)	

PROJECT TITLE: SITE INVESTIGATION REPORT
COMMUNITY WITHIN THE CORRIDOR
2748 N. 32nd Street
MILWAUKEE, WI 53210
PROJECT NUMBER: 40449

CLIENT:
COMMUNITY WITHIN THE CORRIDOR LIMITED
PARTNERSHIP



Analyte	NR 720 RCLs for GW Protection (1)	NR 720 RCLs - Non-Industrial Use for Direct Contact Protection (1)	NR 720 RCLs - Industrial Use for Direct Contact Protection (1)	Background Threshold Value
Volatile Organic Compounds (VOCs)				
1,1,1-Trichloroethane	0.1402	640	640	---
1,1-Dichloroethane	0.4834	5.06	22.2	---
1,2-Dichloroethane	0.0028	0.652	2.87	---
1,2,4-Trimethylbenzene	1.3787**	219	219	---
1,3,5-Trimethylbenzene	1.3787**	182	182	---
Benzene	0.0051	1.6	7.07	---
Chloroform	0.0033	0.454	1.98	---
cis-1,2-Dichloroethane	0.0412	156	2,340	---
Ethylbenzene	1.57	8.02	35.4	---
Methylene Chloride	0.0026	61.8	1,150	---
Naphthalene	0.658182	5.52	24.10	---
Styrene	0.22	867	867	---
Tetrachloroethane	0.0045	33	145	---
Trichloroethane	0.0036	1.3	8.41	---
Vinyl chloride	0.0001	0.067	2.08	---
Xylenes, Total	3.96	1,212	1,212	---

- NOTES:**
- (1) FROM WDNR RCLs WORKSHEET DATED DECEMBER 2018
 - REPORTED UNITS IN MG/KG
 - ONLY RCL EXCEEDANCES SHOWN
 - Italics* = DETECTION IS ABOVE GROUNDWATER PROTECTION RCLs
 - BOLD** = DETECTION IS ABOVE NON-INDUSTRIAL DIRECT CONTACT RCLs
 - BOLD Underlined** = DETECTION IS ABOVE INDUSTRIAL DIRECT CONTACT RCLs
 - ** = COMBINED ESTABLISHED STANDARD OF 1,2,4- & 1,3,5-TRIMETHYLBENZENE
 - *** = COMBINED ESTABLISHED STANDARD OF PCBs
 - **** = EXCEEDS BACKGROUND THRESHOLDS
 - = NO ESTABLISHED STANDARD
 - * = LABORATORY CONTROL SAMPLE AND/OR DUPLICATE IS OUTSIDE ACCEPTANCE LIMITS
 - *+ = LABORATORY CONTROL SAMPLE AND/OR DUPLICATE IS OUTSIDE ACCEPTANCE LIMITS, HIGH BIASED
 - "B" = COMPOUND WAS FOUND IN THE BLANK AND SAMPLE
 - "F1" = MATRIX SPIKE AND/OR MATRIX SPIKE DUP RECOVERY EXCEEDS CONTROL LIMITS
 - "J" = ANALYTE DETECTED BETWEEN 'LIMIT OF DETECTION' AND 'LIMIT OF QUANTITATION'
 - METHYLENE CHLORIDE OMITTED - COMMON LABORATORY ARTIFACT
 - SAMPLING LOCATIONS ARE APPROXIMATE

REVISIONS	DATE	DESCRIPTION

DRAWN BY: AMZ DATE: 02/28/2022
CHECKED BY: DKP DATE: 02/28/2022

SHEET TITLE: SOIL ISOCONCENTRATION MAP (PVOCS)

FIGURE 11A

CONSULTANT

CONSULTANT

CONSULTANT

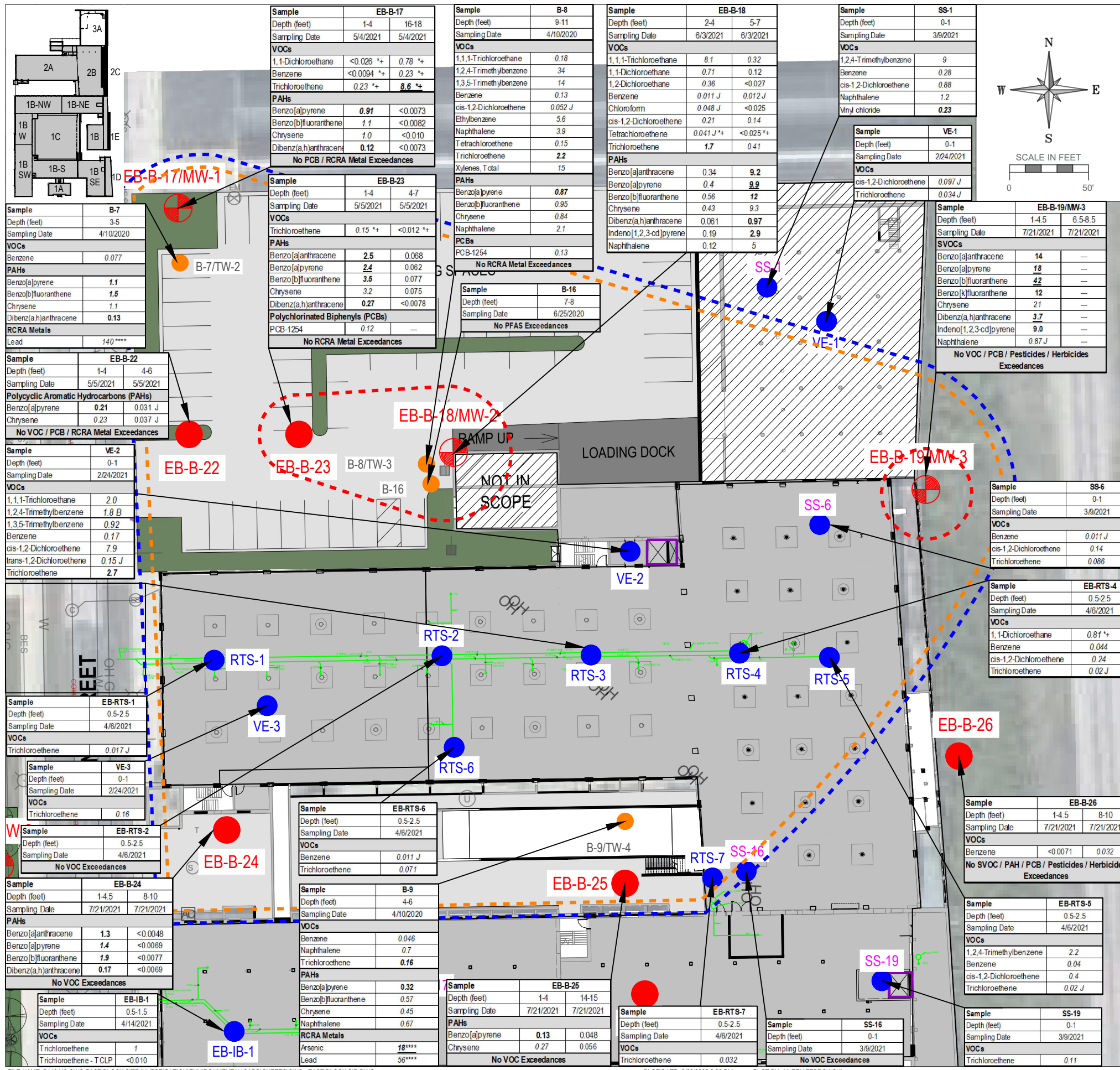
CONSULTANT

PROJECT TITLE: SITE INVESTIGATION REPORT
COMMUNITY WITHIN THE CORRIDOR
2748 N. 32nd Street
MILWAUKEE, WI 53210
PROJECT NUMBER: 40449

CLIENT:
COMMUNITY WITHIN THE CORRIDOR LIMITED
PARTNERSHIP

REVISONS	DATE	DESCRIPTION

FIGURE 11B



FLOOR FINISH LEGEND

ATH-1	ATHLETIC FLOORING - FLEXIBLE / NON-ADHERED
CPT-1	BROADLOOM CARPET (UNIT BEDROOMS)
CT-1	CERAMIC TILE (UNIT BATHROOMS W/ ROLL-IN SHOWERS ONLY)
ERF-1	EPOXY RESINOUS FLOORING
EXTG-WD	EXISTING WOOD FLOORING TO REMAIN IN PLACE & BE REFINISHED
EXTG-WS	EXISTING CONCRETE SLAB WITH WEATHER SEAL
LVT-1	LUXURY VINYL TILE (UNIT BATHROOMS)
PC-1	POLISHED CONCRETE
RF-1	RUBBER FLOORING
SC-1	SEALED CONCRETE
WD-SV	SALVAGED WOOD - REMOVED, REINSTALLED AND REFINISHED (SALVAGED WOOD WILL BE REINSTALLED IN CORRIDORS FIRST THEN CONTINUE INTO UNITS - IF THERE IS NOT ENOUGH QUANTITY - INSTALL NEW WOOD FLOORING TO MATCH HISTORIC SIZE)

LEGEND

- Planned Underground Plumbing
- Underground Tunnel
- Previous Soil Probe, Hand Auger, and Temp. Well Locations (9)
- Monitoring Well Locations (6)
- Soil Probe Locations (13)
- Sub-Slab Soil Sampling Locations (28)
- Approximate Underground Storage Tank Location
- Extent of NR 720 Groundwater Protection Exceedances
- Extent of NR 720 Non-Industrial Direct Contact Exceedances
- Extent of NR 720 Industrial Direct Contact Exceedances

Analyte	NR 720 RCLs for GW Protection (1)	NR 720 RCLs - Non-Industrial Use for Direct Contact Protection (1)	NR 720 RCLs - Industrial Use for Direct Contact Protection (1)	Background Threshold Value
Semivolatile Organic Compounds (SVOCs) / Polycyclic Aromatic Hydrocarbons (PAHs)				
Benzo[a]anthracene	—	1.14	21	—
Benzo[a]pyrene	0.47	0.115	2.11	—
Benzo[b]fluoranthene	0.4781	1.15	21.1	—
Benzo[k]fluoranthene	—	11.5	211	—
Chrysene	0.1442	115	2110	—
Dibenz(a,h)anthracene	—	0.115	2	—
Indeno[1,2,3-cd]pyrene	—	1.15	21.1	—
Naphthalene	0.6582	5.52	24.1	—

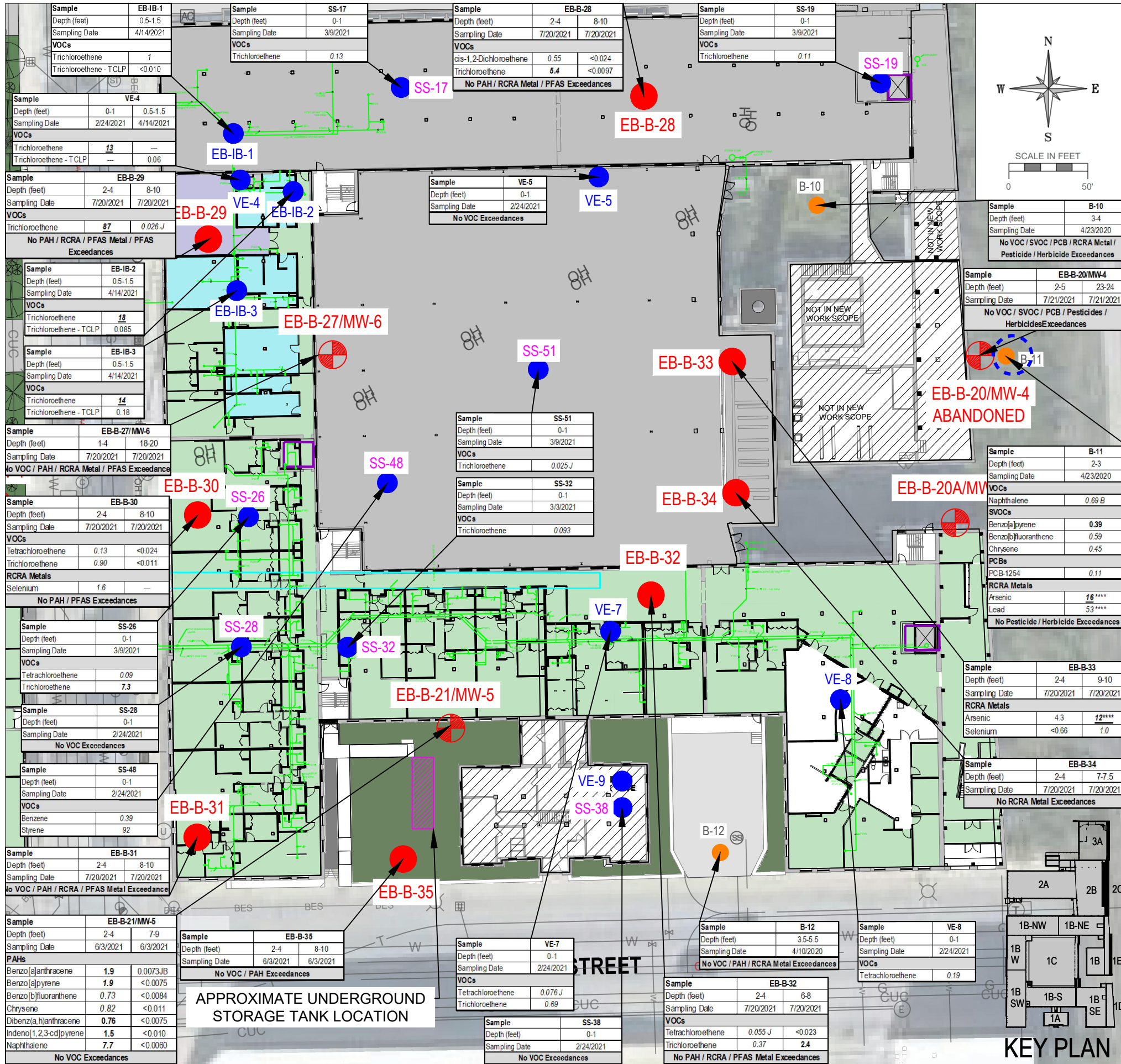
Sample	EB-B-17
Depth (feet)	1-4
Sampling Date	5/4/2021
VOCs	
1,1-Dichloroethane	<0.026 *+
Benzene	<0.0094 *+
Trichloroethene	0.23 *+
PAHs	
Benzo[a]pyrene	0.91
Benzo[b]fluoranthene	1.1
Chrysene	1.0
Dibenz(a,h)anthracene	0.12
No PCB / RCRA Metal Exceedances	

NOTES:

- (1) FROM WDNR RCLs WORKSHEET DATED DECEMBER 2018
- REPORTED UNITS IN MG/KG
- ONLY RCL EXCEEDANCES SHOWN
- Italics* = DETECTION IS ABOVE GROUNDWATER PROTECTION RCLs
- BOLD** = DETECTION IS ABOVE NON-INDUSTRIAL DIRECT CONTACT RCLs
- BOLD Underlined** = DETECTION IS ABOVE INDUSTRIAL DIRECT CONTACT RCLs
- ** = COMBINED ESTABLISHED STANDARD OF 1,2,4- & 1,3,5-TRIMETHYLBENZENE
- *** = COMBINED ESTABLISHED STANDARD OF PCBs
- **** = EXCEEDS BACKGROUND THRESHOLDS
- = NO ESTABLISHED STANDARD
- * = LABORATORY CONTROL SAMPLE AND/OR DUPLICATE IS OUTSIDE ACCEPTANCE LIMITS
- *+ = LABORATORY CONTROL SAMPLE AND/OR DUPLICATE IS OUTSIDE ACCEPTANCE LIMITS, HIGH BIASED
- "B" = COMPOUND WAS FOUND IN THE BLANK AND SAMPLE
- "F1" = MATRIX SPIKE AND/OR MATRIX SPIKE DUP RECOVERY EXCEEDS CONTROL LIMITS
- "J" = ANALYTE DETECTED BETWEEN 'LIMIT OF DETECTION' AND 'LIMIT OF QUANTITATION'
- METHYLENE CHLORIDE OMITTED - COMMON LABORATORY ARTIFACT
- SAMPLING LOCATIONS ARE APPROXIMATE

PROJECT TITLE: SITE INVESTIGATION REPORT
COMMUNITY WITHIN THE CORRIDOR
2748 N. 32nd Street
MILWAUKEE, WI 53210
PROJECT NUMBER: 40449

CLIENT:
COMMUNITY WITHIN THE CORRIDOR LIMITED
PARTNERSHIP



- NOTES:
- (1) FROM WDNR RCLS WORKSHEET DATED DECEMBER 2018
 - REPORTED UNITS IN MG/KG
 - ONLY RCL EXCEEDANCES SHOWN
 - Italics* = DETECTION IS ABOVE GROUNDWATER PROTECTION RCLS
 - BOLD** = DETECTION IS ABOVE NON-INDUSTRIAL DIRECT CONTACT RCLS
 - BOLD Underlined** = DETECTION IS ABOVE INDUSTRIAL DIRECT CONTACT RCLS
 - ** = COMBINED ESTABLISHED STANDARD OF 1,2,4- & 1,3,5-TRIMETHYLBENZENE
 - *** = COMBINED ESTABLISHED STANDARD OF PCBs
 - **** = EXCEEDS BACKGROUND THRESHOLDS
 - = NO ESTABLISHED STANDARD
 - * = LABORATORY CONTROL SAMPLE AND/OR DUPLICATE IS OUTSIDE ACCEPTANCE LIMITS
 - *+ = LABORATORY CONTROL SAMPLE AND/OR DUPLICATE IS OUTSIDE ACCEPTANCE LIMITS, HIGH BIASED
 - "B" = COMPOUND WAS FOUND IN THE BLANK AND SAMPLE
 - "F" = MATRIX SPIKE AND/OR MATRIX SPIKE DUP RECOVERY EXCEEDS CONTROL LIMITS
 - "J" = ANALYTE DETECTED BETWEEN 'LIMIT OF DETECTION' AND 'LIMIT OF QUANTITATION'
 - METHYLENE CHLORIDE OMITTED - COMMON LABORATORY ARTIFACT
 - SAMPLING LOCATIONS ARE APPROXIMATE

Analyte	NR 720 RCLs for GW Protection (1)	NR 720 RCLs - Non-Industrial Use for Direct Contact Protection (1)	NR 720 RCLs - Industrial Use for Direct Contact Protection (1)	Background Threshold Value
Polychlorinated Biphenyls (PCBs)				
PCB-1254	0.0094****	0.239	1	---

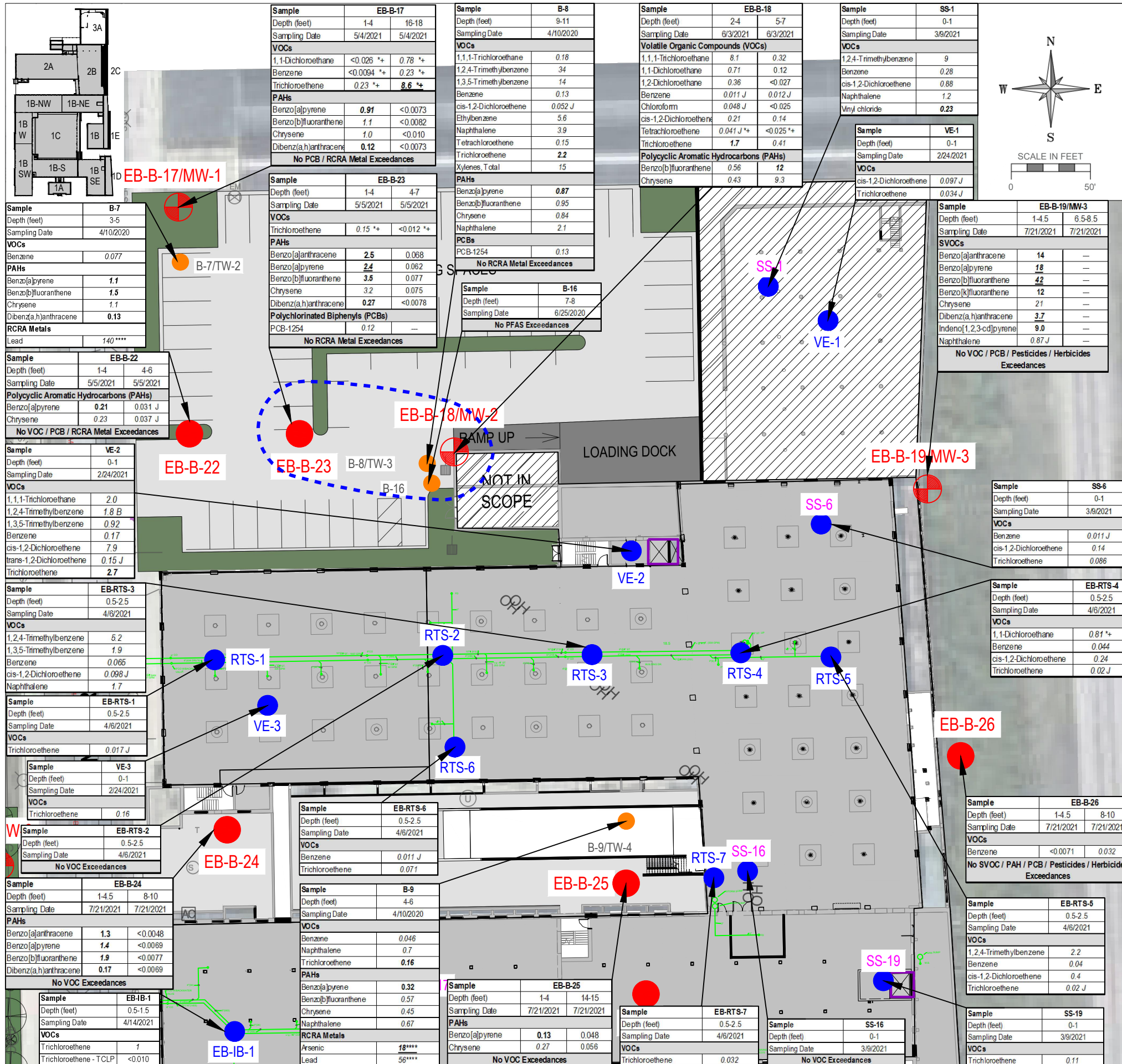
CONSULTANT

CONSULTANT

CONSULTANT

PROJECT TITLE: SITE INVESTIGATION REPORT
COMMUNITY WITHIN THE CORRIDOR
2748 N. 32nd Street
MILWAUKEE, WI 53210
PROJECT NUMBER: 40449

CLIENT:
COMMUNITY WITHIN THE CORRIDOR LIMITED
PARTNERSHIP



FLOOR FINISH LEGEND

ATH-1	ATHLETIC FLOORING - FLEXIBLE / NON-ADHERED
CPT-1	BROADLOOM CARPET (UNIT BEDROOMS)
CT-1	CERAMIC TILE (UNIT BATHROOMS W/ ROLL-IN SHOWERS ONLY)
ERF-1	EPOXY RESINIOUS FLOORING
EXTG-WD	EXISTING WOOD FLOORING TO REMAIN IN PLACE & BE REFINISHED
EXTG-WS	EXISTING CONCRETE SLAB WITH WEATHER SEAL
LVT-1	LUXURY VINYL TILE (UNIT BATHROOMS)
PC-1	POLISHED CONCRETE
RF-1	RUBBER FLOORING
SC-1	SEALED CONCRETE
WD-SV	SALVAGED WOOD - REMOVED, REINSTALLED AND REFINISHED (SALVAGED WOOD WILL BE REINSTALLED IN CORRIDORS FIRST THEN CONTINUE INTO UNITS - IF THERE IS NOT ENOUGH QUANTITY - INSTALL NEW WOOD FLOORING TO MATCH HISTORIC SIZE)

LEGEND

- Planned Underground Plumbing
- Underground Tunnel
- Previous Soil Probe, Hand Auger, and Temp. Well Locations (9)
- Monitoring Well Locations (6)
- Soil Probe Locations (13)
- Sub-Slab Soil Sampling Locations (28)
- Approximate Underground Storage Tank Location
- Soil Probe Locations (13)
- Sub-Slab Soil Sampling Locations (28)
- Approximate Underground Storage Tank Location

Analyte	NR 720 RCLs for GW Protection (1)	NR 720 RCLs - Non Industrial Use for Direct Contact Protection (1)	NR 720 RCLs - Industrial Use for Direct Contact Protection (1)	Background Threshold Value
Polychlorinated Biphenyls (PCBs)				
PCB-1254	0.0094***	0.239	1	---

- NOTES:
- (1) FROM WDNR RCLs WORKSHEET DATED DECEMBER 2018
 - REPORTED UNITS IN MG/KG
 - ONLY RCL EXCEEDANCES SHOWN
 - Italics* = DETECTION IS ABOVE GROUNDWATER PROTECTION RCLs
 - BOLD** = DETECTION IS ABOVE NON-INDUSTRIAL DIRECT CONTACT RCLs
 - BOLD Underlined** = DETECTION IS ABOVE INDUSTRIAL DIRECT CONTACT RCLs
 - ** = COMBINED ESTABLISHED STANDARD OF 1,2,4- & 1,3,5-TRIMETHYLBENZENE
 - *** = COMBINED ESTABLISHED STANDARD OF PCBs
 - **** = EXCEEDS BACKGROUND THRESHOLDS
 - = NO ESTABLISHED STANDARD
 - * = LABORATORY CONTROL SAMPLE AND/OR DUPLICATE IS OUTSIDE ACCEPTANCE LIMITS
 - ** = LABORATORY CONTROL SAMPLE AND/OR DUPLICATE IS OUTSIDE ACCEPTANCE LIMITS, HIGH BIASED
 - "B" = COMPOUND WAS FOUND IN THE BLANK AND SAMPLE
 - "F" = MATRIX SPIKE AND/OR MATRIX SPIKE DUP RECOVERY EXCEEDS CONTROL LIMITS
 - "J" = ANALYTE DETECTED BETWEEN 'LIMIT OF DETECTION' AND 'LIMIT OF QUANTITATION'
 - METHYLENE CHLORIDE OMITTED - COMMON LABORATORY ARTIFACT
 - SAMPLING LOCATIONS ARE APPROXIMATE

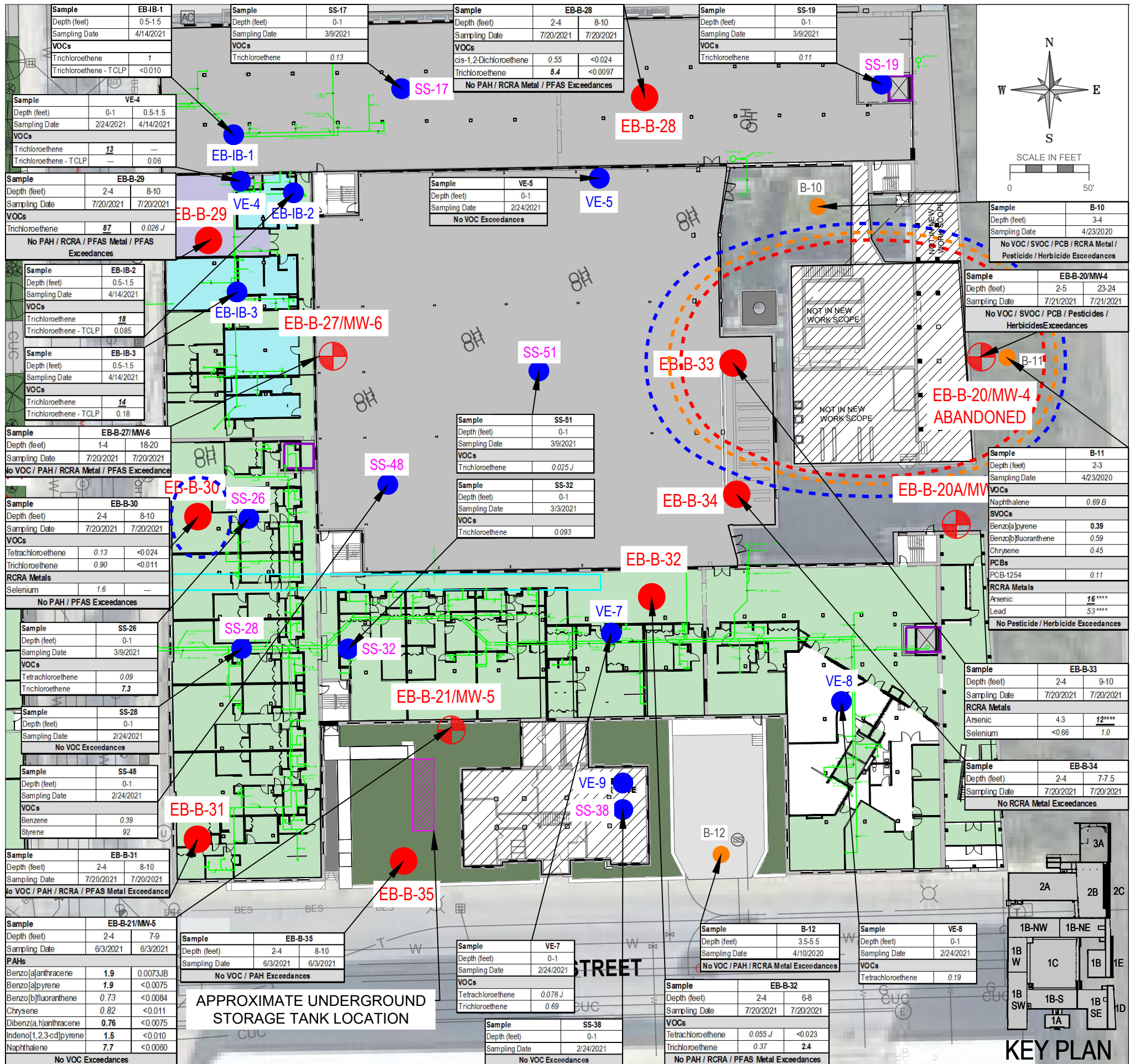
REVISIONS	DATE	DESCRIPTION

DRAWN BY AMZ	DATE 02/28/2022
CHECKED BY DKP	DATE 02/28/2022
SHEET TITLE SOIL ISOCONCENTRATION MAP (PCBs)	

FIGURE 12B

REVISONS	DATE	DESCRIPTION
DRAWN BY	DATE	
AMZ	02/28/2022	
CHECKED BY	DATE	
DKP	02/28/2022	
SHEET TITLE		
SOIL ISOCONCENTRATION MAP (RCRA METALS)		

FIGURE 13A



FLOOR FINISH LEGEND

ATH-1	ATHLETIC FLOORING - FLEXIBLE / NON-ADHERED
CPT-1	BROADLOOM CARPET (UNIT BEDROOMS)
CT-1	CERAMIC TILE (UNIT BATHROOMS W/ ROLL-IN SHOWERS ONLY)
ERF-1	EPOXY RESINIOUS FLOORING
EXTG-WD	EXISTING WOOD FLOORING TO REMAIN IN PLACE & BE REFINISHED
EXTG-WS	EXISTING CONCRETE SLAB WITH WEATHER SEAL
LVT-1	LUXURY VINYL TILE (UNIT BATHROOMS)
PC-1	POLISHED CONCRETE
RF-1	RUBBER FLOORING
SC-1	SEALED CONCRETE
WD-SV	SALVAGED WOOD - REMOVED, REINSTALLED AND REFINISHED (SALVAGED WOOD WILL BE REINSTALLED IN CORRIDORS FIRST THEN CONTINUE INTO UNITS - IF THERE IS NOT ENOUGH QUANTITY - INSTALL NEW WOOD FLOORING TO MATCH HISTORIC SIZE)

LEGEND

- Planned Underground Plumbing
- Underground Tunnel
- Previous Soil Probe, Hand Auger, and Temp. Well Locations (9)
- Monitoring Well Locations (6)
- Soil Probe Locations (13)
- Sub-Slab Soil Sampling Locations (28)
- Approximate Underground Storage Tank Location
- Soil Probe Locations (13)
- Sub-Slab Soil Sampling Locations (28)
- Approximate Underground Storage Tank Location

Analyte	NR 720 RCLs for GW Protection (1)	NR 720 RCLs - Non-Industrial Use for Direct Contact Protection (1)	NR 720 RCLs - Industrial Use for Direct Contact Protection (1)	Background Threshold Value
RCRA Metals				
Arsenic	0.684	0.677	3	8.3
Selenium	0.52	391	5840	---
Lead	27	400	800	51.6

NOTES:

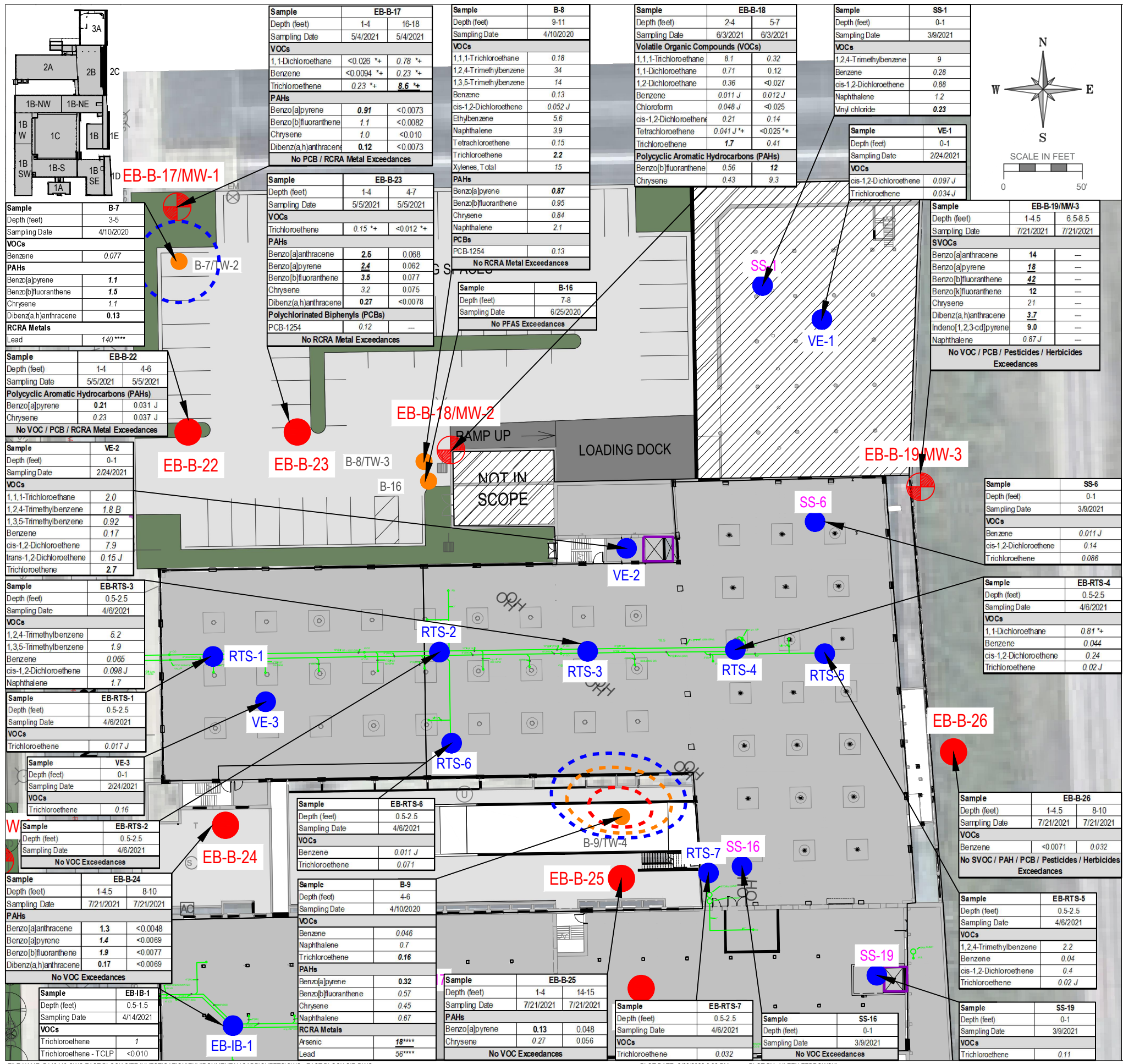
- (1) FROM WDNR RCLs WORKSHEET DATED DECEMBER 2018
- REPORTED UNITS IN MG/KG
- ONLY RCL EXCEEDANCES SHOWN
- Italics* = DETECTION IS ABOVE GROUNDWATER PROTECTION RCLs
- BOLD** = DETECTION IS ABOVE NON-INDUSTRIAL DIRECT CONTACT RCLs
- BOLD Underlined** = DETECTION IS ABOVE INDUSTRIAL DIRECT CONTACT RCLs
- ** = COMBINED ESTABLISHED STANDARD OF 1,2,4- & 1,3,5-TRIMETHYLBENZENE
- *** = COMBINED ESTABLISHED STANDARD OF PCBs
- **** = EXCEEDS BACKGROUND THRESHOLDS
- = NO ESTABLISHED STANDARD
- * = LABORATORY CONTROL SAMPLE AND/OR DUPLICATE IS OUTSIDE ACCEPTANCE LIMITS
- *+ = LABORATORY CONTROL SAMPLE AND/OR DUPLICATE IS OUTSIDE ACCEPTANCE LIMITS, HIGH BIASED
- "B" = COMPOUND WAS FOUND IN THE BLANK AND SAMPLE
- "F" = MATRIX SPIKE AND/OR MATRIX SPIKE DUP RECOVERY EXCEEDS CONTROL LIMITS
- "J" = ANALYTE DETECTED BETWEEN 'LIMIT OF DETECTION' AND 'LIMIT OF QUANTITATION'
- METHYLENE CHLORIDE OMITTED - COMMON LABORATORY ARTIFACT
- SAMPLING LOCATIONS ARE APPROXIMATE

REVISIONS	DATE	DESCRIPTION

DRAWN BY AMZ	DATE 02/28/2022
CHECKED BY DKP	DATE 02/28/2022

SHEET TITLE
SOIL ISOCONCENTRATION MAP
(RCRA METALS)

FIGURE 13B



FLOOR FINISH LEGEND

ATH-1	ATHLETIC FLOORING - FLEXIBLE / NON-ADHERED
CPT-1	BROADLOOM CARPET (UNIT BEDROOMS)
CT-1	CERAMIC TILE (UNIT BATHROOMS W/ ROLL-IN SHOWERS ONLY)
ERF-1	EPOXY RESINIOUS FLOORING
EXTG-WD	EXISTING WOOD FLOORING TO REMAIN IN PLACE & BE REFINISHED
EXTG-WS	EXISTING CONCRETE SLAB WITH WEATHER SEAL
LVT-1	LUXURY VINYL TILE (UNIT BATHROOMS)
PC-1	POLISHED CONCRETE
RF-1	RUBBER FLOORING
SC-1	SEALED CONCRETE
WD-SV	SALVAGED WOOD - REMOVED, REINSTALLED AND REFINISHED (SALVAGED WOOD WILL BE REINSTALLED IN CORRIDORS FIRST THEN CONTINUE INTO UNITS - IF THERE IS NOT ENOUGH QUANTITY - INSTALL NEW WOOD FLOORING TO MATCH HISTORIC SIZE)

LEGEND

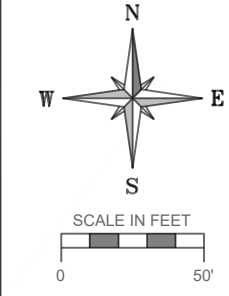
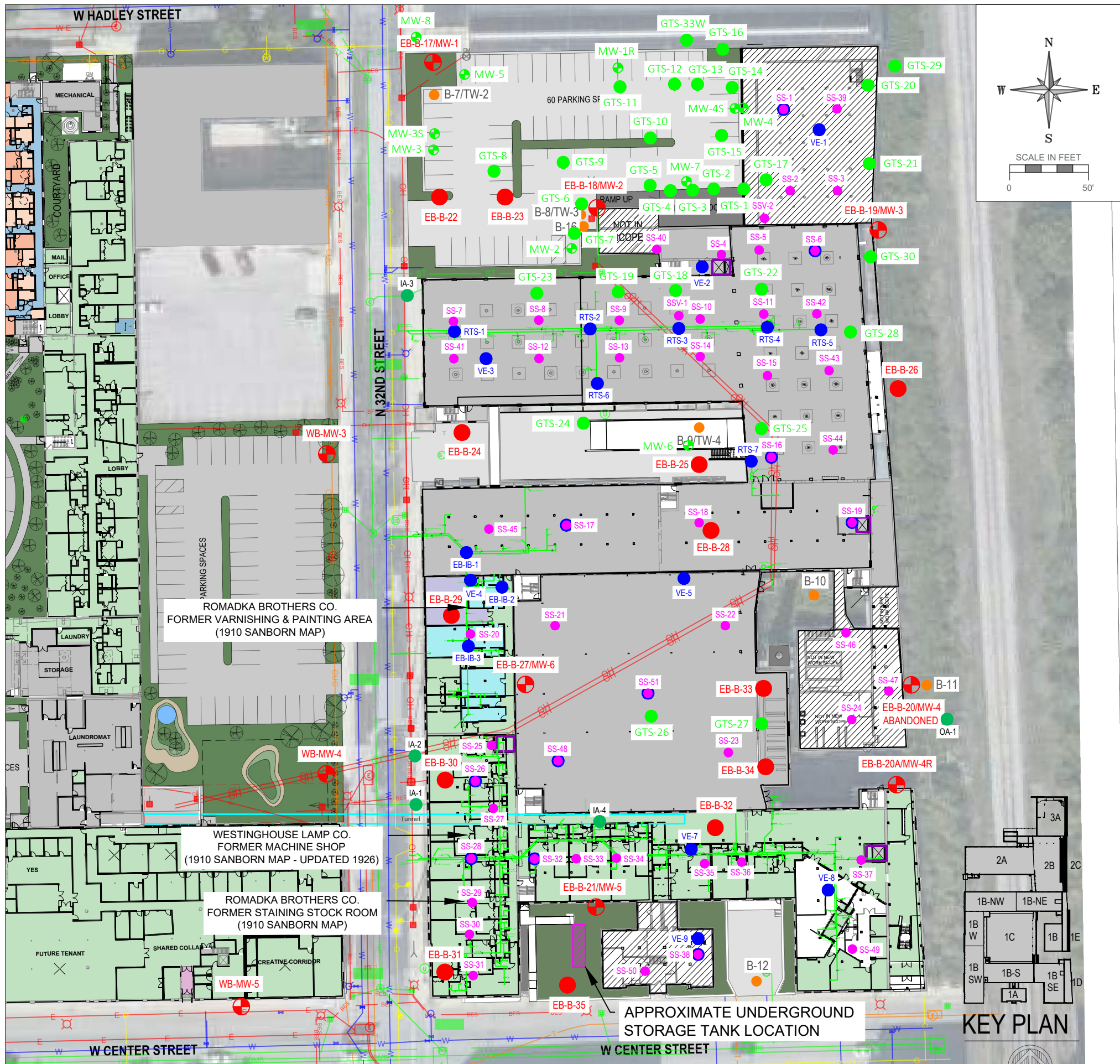
- Planned Underground Plumbing
- Underground Tunnel
- Previous Soil Probe, Hand Auger, and Temp. Well Locations (9)
- Monitoring Well Locations (6)
- Soil Probe Locations (13)
- Sub-Slab Soil Sampling Locations (28)
- Approximate Underground Storage Tank Location
- Soil Probe Locations (13)
- Sub-Slab Soil Sampling Locations (28)
- Approximate Underground Storage Tank Location

Analyte	NR 720 RCLs for GW Protection (1)	NR 720 RCLs - Non-Industrial Use for Direct Contact Protection (1)	NR 720 RCLs - Industrial Use for Direct Contact Protection (1)	Background Threshold Value
RCRA Metals				
Arsenic	0.584	0.677	3	8.3
Selenium	0.52	391	5840	---
Lead	27	400	800	51.6

- NOTES:
- (1) FROM WDNR RCLs WORKSHEET DATED DECEMBER 2018
 - REPORTED UNITS IN MG/KG
 - ONLY RCL EXCEEDANCES SHOWN
 - Italics* = DETECTION IS ABOVE GROUNDWATER PROTECTION RCLs
 - BOLD** = DETECTION IS ABOVE NON-INDUSTRIAL DIRECT CONTACT RCLs
 - BOLD Underlined** = DETECTION IS ABOVE INDUSTRIAL DIRECT CONTACT RCLs
 - ** = COMBINED ESTABLISHED STANDARD OF 1,2,4- & 1,3,5-TRIMETHYLBENZENE
 - *** = COMBINED ESTABLISHED STANDARD OF PCBs
 - **** = EXCEEDS BACKGROUND THRESHOLDS
 - = NO ESTABLISHED STANDARD
 - * = LABORATORY CONTROL SAMPLE AND/OR DUPLICATE IS OUTSIDE ACCEPTANCE LIMITS
 - +* = LABORATORY CONTROL SAMPLE AND/OR DUPLICATE IS OUTSIDE ACCEPTANCE LIMITS, HIGH BIASED
 - "B" = COMPOUND WAS FOUND IN THE BLANK AND SAMPLE
 - "F1" = MATRIX SPIKE AND/OR MATRIX SPIKE DUP RECOVERY EXCEEDS CONTROL LIMITS
 - "J" = ANALYTE DETECTED BETWEEN 'LIMIT OF DETECTION' AND 'LIMIT OF QUANTITATION'
 - METHYLENE CHLORIDE OMITTED - COMMON LABORATORY ARTIFACT
 - SAMPLING LOCATIONS ARE APPROXIMATE

ATTACHMENT D

Updated Figure 3



FLOOR FINISH LEGEND

[Symbol]	ATH-1	ATHLETIC FLOORING - FLEXIBLE / NON-ADHERED
[Symbol]	CPT-1	BROADLOOM CARPET (UNIT BEDROOMS)
[Symbol]	CT-1	CERAMIC TILE (UNIT BATHROOMS W/ ROLL-IN SHOWERS ONLY)
[Symbol]	ERF-1	EPOXY RESINIOUS FLOORING
[Symbol]	EXTG-WD	EXISTING WOOD FLOORING TO REMAIN IN PLACE & BE REFINISHED
[Symbol]	EXTG-WS	EXISTING CONCRETE SLAB WITH WEATHER SEAL
[Symbol]	LVT-1	LUXURY VINYL TILE (UNIT BATHROOMS)
[Symbol]	PC-1	POLISHED CONCRETE
[Symbol]	RF-1	RUBBER FLOORING
[Symbol]	SC-1	SEALED CONCRETE
[Symbol]	WD-SV	SALVAGED WOOD - REMOVED, REINSTALLED AND REFINISHED (SALVAGED WOOD WILL BE REINSTALLED IN CORRIDORS FIRST THEN CONTINUE INTO UNITS - IF THERE IS NOT ENOUGH QUANTITY - INSTALL NEW WOOD FLOORING TO MATCH HISTORIC SIZE)

- LEGEND**
- Planned Underground Plumbing
 - Underground Tunnel
 - Historic Well Locations (10)
 - Historic Soil Probe and Temporary Well Locations (31)
 - Previous Soil Probe, Hand Auger, and Temp. Well Locations (9)
 - Monitoring Well Locations (6)
 - Soil Probe Locations (13)
 - Sub-Slab Soil Sampling Locations (28)
 - Sub-Slab Vapor Sampling Locations (51)
 - Air Sampling Locations (5)
 - Approximate Underground Storage Tank Location
- NOTE:**
- COMBINATION OF EXISTING AND PROPOSED PLUMBING

- | | | | |
|----------|----------------------------|----------|---------------------------|
| [Symbol] | EX. AIR CONDITIONER | [Symbol] | EX. UG. GAS |
| [Symbol] | EX. GAS VALVE | [Symbol] | EX. UG. ELECTRIC |
| [Symbol] | EX. GAS METER | [Symbol] | EX. OVERHEAD WIRES |
| [Symbol] | EX. ELECTRIC METER | [Symbol] | EX. BUREAU OF ELEC. SERV. |
| [Symbol] | EX. ELECTRIC PEDESTAL | [Symbol] | EX. UG. COMBINED SEWER |
| [Symbol] | EX. ELECTRIC MANHOLE | [Symbol] | EX. CITY UG. CONDUIT/COMM |
| [Symbol] | EX. ELECTRIC TRANSFORMER | [Symbol] | EX. SANITARY SEWER (SAN) |
| [Symbol] | EX. POWER / TELEPHONE POLE | [Symbol] | EX. STORM SEWER (STO) |
| [Symbol] | EX. LIGHT POLE | [Symbol] | EX. UG. COMMUNICATIONS |
| [Symbol] | EX. TELEPHONE PEDESTAL | [Symbol] | EX. UG. TELEPHONE |
| [Symbol] | EX. STORM MANHOLE | [Symbol] | EX. UG. FIBER OPTICS |
| [Symbol] | EX. CATCH BASIN SQUARE | [Symbol] | EX. UG. CABLE TELEVISION |
| [Symbol] | EX. CLEANOUT | [Symbol] | EX. UG. WATER MAIN |
| [Symbol] | EX. SANITARY MANHOLE | | |
| [Symbol] | EX. UNKNOWN MANHOLE | | |
| [Symbol] | EX. COMBINED SEWER MANHOLE | | |
| [Symbol] | EX. TELEPHONE MANHOLE | | |
| [Symbol] | EX. WATER VALVE | | |
| [Symbol] | EX. HYDRANT | | |

- SAMPLE ID CODES:**
- EB = EAST BLOCK
 - B = BORING
 - TW = TEMPORARY WELL
 - MW = MONITORING WELL
 - SS = SUB-SLAB
 - VE = VAPOR EXTRACTION POINT
 - IB = INTERIOR BORING
 - RTS = REPRESENTATIVE TRENCH SAMPLE
 - IA = INDOOR AIR
 - OA = OUTDOOR AIR

CONSULTANT

CONSULTANT

CONSULTANT

PROJECT TITLE: SITE INVESTIGATION REPORT
COMMUNITY WITHIN THE CORRIDOR
2748 N. 32nd Street
MILWAUKEE, WI 53210
PROJECT NUMBER: 40449

CLIENT: COMMUNITY WITHIN THE CORRIDOR LIMITED PARTNERSHIP

REVISIONS	DATE	DESCRIPTION

DRAWN BY: AMZ DATE: 02/28/2022
CHECKED BY: DKP DATE: 02/28/2022

FIGURE 3

LOCATIONS OF SOIL PROBES, MONITORING WELL, AND SUB-SLAB VAPOR AND SUB-SLAB SOIL SAMPLES

ATTACHMENT E

TSSA Details

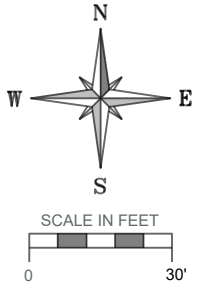
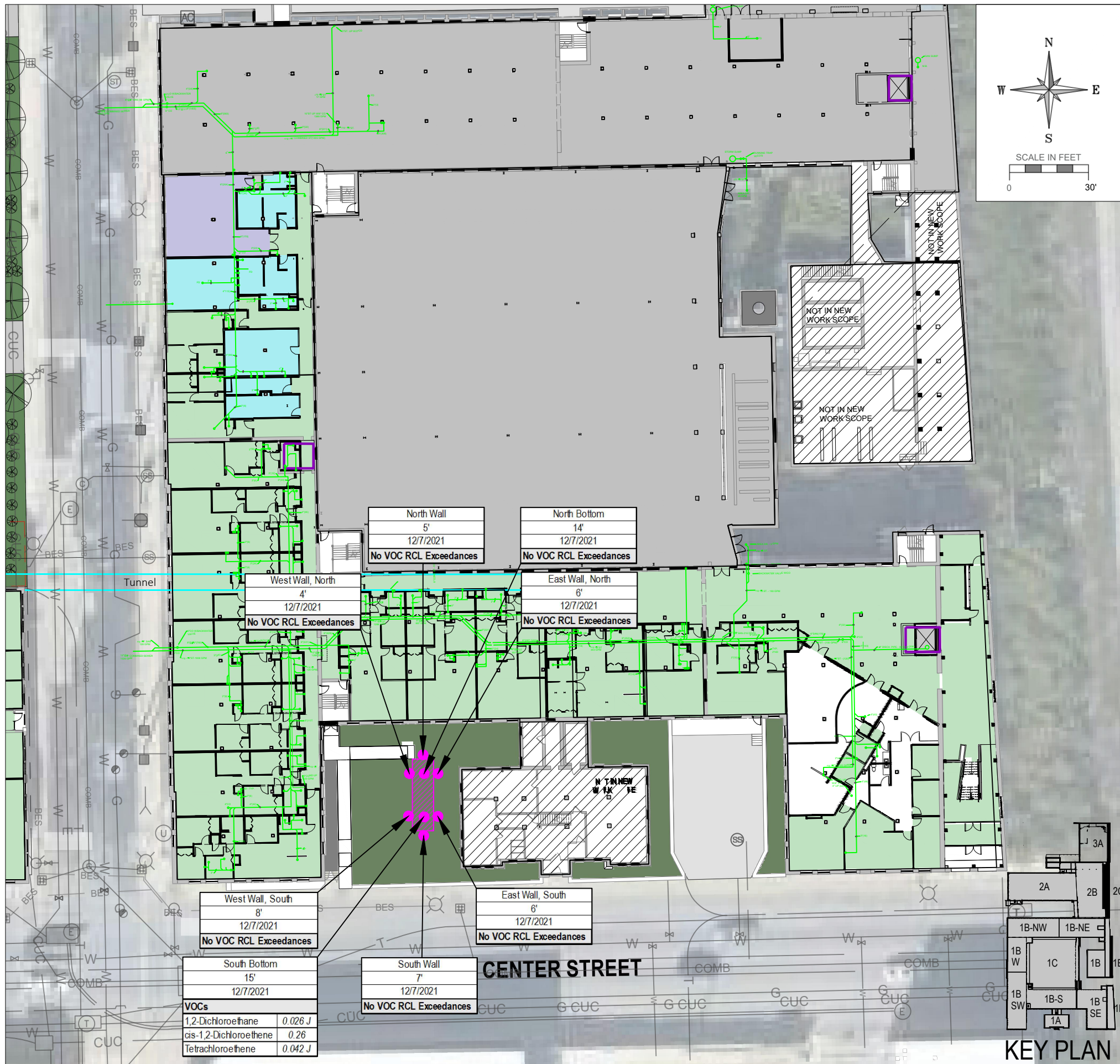
PROJECT TITLE: SITE INVESTIGATION REPORT
COMMUNITY WITHIN THE CORRIDOR
2748 N. 32nd Street
MILWAUKEE, WI 53210
PROJECT NUMBER: 40449

CLIENT:
COMMUNITY WITHIN THE CORRIDOR LIMITED
PARTNERSHIP

REVISIONS	DATE	DESCRIPTION

DRAWN BY: AMZ DATE: 02/28/2022
CHECKED BY: DKP DATE: 02/28/2022
SHEET TITLE: TANK SAMPLE LOCATIONS

FIGURE 16



FLOOR FINISH LEGEND

ATH-1	ATHLETIC FLOORING - FLEXIBLE / NON-ADHERED
CPT-1	BROADLOOM CARPET (UNIT BEDROOMS)
CT-1	CERAMIC TILE (UNIT BATHROOMS W/ ROLL-IN SHOWERS ONLY)
ERF-1	EPOXY RESINOUS FLOORING
EXTG-WD	EXISTING WOOD FLOORING TO REMAIN IN PLACE & BE REFINISHED
EXTG-WS	EXISTING CONCRETE SLAB WITH WEATHER SEAL
LVT-1	LUXURY VINYL TILE (UNIT BATHROOMS)
PC-1	POLISHED CONCRETE
RF-1	RUBBER FLOORING
SC-1	SEALED CONCRETE
WD-SV	SALVAGED WOOD - REMOVED, REINSTALLED AND REFINISHED (SALVAGED WOOD WILL BE REINSTALLED IN CORRIDORS FIRST THEN CONTINUE INTO UNITS - IF THERE IS NOT ENOUGH QUANTITY - INSTALL NEW WOOD FLOORING TO MATCH HISTORIC SIZE)

LEGEND

- Planned Underground Plumbing
- Underground Tunnel
- Tank Confirmatory Soil Sampling Locations (8)
- Approximate Underground Storage Tank Location

Analyte	GW Protection RCL	Non-Industrial Direct Contact	Industrial Direct Contact RCL
VOCs			
1,2-Dichloroethane	0.0028	0.652	2.87
cis-1,2-Dichloroethene	0.0412	156	2340
Tetrachloroethene	0.0045	33	145

- NOTES:**
- (1) FROM WDNR RCLs WORKSHEET DATED DECEMBER 2018
 - REPORTED UNITS IN MG/KG
 - ONLY RCL EXCEEDANCES SHOWN
 - Italics* = DETECTION IS ABOVE GROUNDWATER PROTECTION RCL
 - BOLD** = DETECTION IS ABOVE NON-INDUSTRIAL DIRECT CONTACT RCL
 - BOLD Underlined** = DETECTION IS ABOVE INDUSTRIAL DIRECT CONTACT RCL
 - "J" = ANALYTE DETECTED BETWEEN 'LIMIT OF DETECTION' AND 'LIMIT OF QUANTITATION'
 - SAMPLING LOCATIONS ARE APPROXIMATE

Table 1
 Tank System Site Assessment Results
 Community Within the Corridor - East Block

Analyte	Units	GW Protection RCL	Non-Industrial Direct Contact RCL	Industrial Direct Contact RCL	1. South Bottom, 15'	2. North Bottom, 14'	3. East Wall, South 6'	4. East Wall, North 6'	5. North Wall, 5'	6. West Wall, North, 4'	7. West Wall, South, 8'	8. South Wall, 7'
					12/7/2021	12/7/2021	12/7/2021	12/7/2021	12/7/2021	12/7/2021	12/7/2021	12/7/2021
Physical Parameters												
Percent Moisture	%	---	---	---	11.8	11.1	11.7	17.9	16.7	10.2	12.4	16.7
Percent Solids	%	---	---	---	88.2	88.9	88.3	82.1	83.3	89.8	87.6	83.3
PID	Inst. Units	---	---	---	No Detect	No Detect	No Detect	No Detect	No Detect	No Detect	No Detect	No Detect
Volatile Organic Compounds												
1,1,1,2-Tetrachloroethane	mg/Kg	0.0534	2.78	12.3	<0.029	<0.029	<0.029	<0.033	<0.036	<0.028	<0.029	<0.032
1,1,1-Trichloroethane	mg/Kg	0.1402	640	640	<0.024	<0.024	<0.024	<0.027	<0.029	<0.023	<0.024	<0.027
1,1,2,2-Tetrachloroethane	mg/Kg	0.0002a	0.81	3.6	<0.025	<0.025	<0.025	<0.028	<0.031	<0.024	<0.025	<0.028
1,1,2-Trichloroethane	mg/Kg	0.0032a	1.59	7.01	<0.022	<0.022	<0.022	<0.025	<0.027	<0.021	<0.022	<0.025
1,1-Dichloroethane	mg/Kg	0.4834	5.06	22.2	<0.026	<0.026	<0.026	<0.029	<0.032	<0.025	<0.026	<0.029
1,1-Dichloroethene	mg/Kg	0.005a	320	1190	<0.025	<0.024	<0.024	<0.028	<0.030	<0.024	<0.025	<0.027
1,1-Dichloropropene	mg/Kg	---	---	---	<0.019	<0.019	<0.019	<0.021	<0.023	<0.018	<0.019	<0.021
1,2,3-Trichlorobenzene	mg/Kg	---	62.6	934	<0.029	<0.029	<0.029	<0.032	<0.036	<0.028	<0.029	<0.032
1,2,3-Trichloropropane	mg/Kg	0.0519	0.0051a	0.109	<0.026	<0.026	<0.026	<0.029	<0.032	<0.025	<0.026	<0.029
1,2,4-Trichlorobenzene	mg/Kg	0.408	24	113	<0.022	<0.021	<0.021	<0.024	<0.027	<0.021	<0.022	<0.024
1,2,4-Trimethylbenzene	mg/Kg	1.3787	219	219	<0.023	<0.022	<0.022	<0.025	<0.028	<0.022	<0.023	<0.025
1,2-Dibromo-3-Chloropropane	mg/Kg	0.0002a	0.0075a	0.0923a	<0.13	<0.12	<0.12	<0.14	<0.15	<0.12	<0.13	<0.14
1,2-Dibromoethane	mg/Kg	2.82E-05a	0.05	0.221	<0.024	<0.024	<0.024	<0.027	<0.030	<0.023	<0.024	<0.027
1,2-Dichlorobenzene	mg/Kg	1.168	376	376	<0.021	<0.021	<0.021	<0.024	<0.026	<0.020	<0.021	<0.023
1,2-Dichloroethane	mg/Kg	0.0028	0.652	2.87	0.026 J	<0.025	<0.024	<0.028	<0.030	<0.024	<0.025	<0.027
1,2-Dichloropropane	mg/Kg	0.0033a	3.4	15	<0.027	<0.027	<0.027	<0.030	<0.033	<0.026	<0.027	<0.030
1,3,5-Trimethylbenzene	mg/Kg	1.3787	182	182	<0.024	<0.024	<0.024	<0.027	<0.029	<0.023	<0.024	<0.027
1,3-Dichlorobenzene	mg/Kg	1.1528	297	297	<0.025	<0.025	<0.025	<0.028	<0.031	<0.024	<0.025	<0.028
1,3-Dichloropropane	mg/Kg	---	1490	1490	<0.023	<0.023	<0.023	<0.026	<0.028	<0.022	<0.023	<0.025
1,4-Dichlorobenzene	mg/Kg	0.144	3.74	16.4	<0.023	<0.023	<0.023	<0.026	<0.028	<0.022	<0.023	<0.025
2,2-Dichloropropane	mg/Kg	---	191	191	<0.028	<0.028	<0.028	<0.031	<0.034	<0.027	<0.028	<0.031
2-Chlorotoluene	mg/Kg	---	907	907	<0.020	<0.020	<0.020	<0.022	<0.024	<0.019	<0.020	<0.022
4-Chlorotoluene	mg/Kg	---	253	253	<0.022	<0.022	<0.022	<0.025	<0.027	<0.021	<0.022	<0.024
Benzene	mg/Kg	0.0051a	1.6	7.07	<0.0092	<0.0092	<0.0091	<0.010	<0.011	<0.0089	<0.0092	<0.010
Bromobenzene	mg/Kg	---	342	679	<0.022	<0.022	<0.022	<0.025	<0.028	<0.022	<0.022	<0.025
Bromochloromethane	mg/Kg	---	216	906	<0.027	<0.027	<0.027	<0.030	<0.033	<0.026	<0.027	<0.030
Bromodichloromethane	mg/Kg	0.0003a	0.418	1.83	<0.024	<0.023	<0.023	<0.026	<0.029	<0.023	<0.024	<0.026
Bromoform	mg/Kg	0.0023a	25.4	113	<0.031 *-	<0.030 *-	<0.030 *-	<0.034 *-	<0.038 *-	<0.029 *-	<0.031	<0.034 *-
Bromomethane	mg/Kg	0.0051a	9.6	43	<0.050	<0.050	<0.050	<0.056	<0.062	<0.048	<0.050	<0.056
Carbon tetrachloride	mg/Kg	0.0039a	0.916	4.03	<0.024	<0.024	<0.024	<0.027	<0.030	<0.023	<0.024	<0.027
Chlorobenzene	mg/Kg	0.1358	370	761	<0.024	<0.024	<0.024	<0.027	<0.030	<0.023	<0.024	<0.027

Table 1
 Tank System Site Assessment Results
 Community Within the Corridor - East Block

		GW Protection	Non-Industrial Direct Contact	Industrial Direct	1. South Bottom, 15'	2. North Bottom, 14'	3. East Wall, South 6'	4. East Wall, North 6'	5. North Wall, 5'	6. West Wall, North, 4'	7. West Wall, South, 8'	8. South Wall, 7'
Chloroethane	mg/Kg	0.2266	2120	2120	<0.032	<0.032	<0.031	<0.036	<0.039	<0.031	<0.032	<0.035
Chloroform	mg/Kg	0.0033a	0.454	1.98	<0.023	<0.023	<0.023	0.028 J	<0.029	<0.023	<0.023	<0.026
Chloromethane	mg/Kg	0.0155a	159	669	<0.020 *-	<0.020 *-	<0.020 *-	<0.023 *-	<0.025 *-	<0.019 *-	<0.020 *-	<0.022 *-
cis-1,2-Dichloroethene	mg/Kg	0.0412	156	2340	0.26	<0.026	<0.025	<0.029	<0.032	<0.025	<0.026	<0.028
cis-1,3-Dichloropropene	mg/Kg	---	1210	1210	<0.026	<0.026	<0.026	<0.029	<0.032	<0.025	<0.026	<0.029
Dibromochloromethane	mg/Kg	0.032	8.28	38.9	<0.031	<0.031	<0.030	<0.034	<0.038	<0.030	<0.031	<0.034
Dibromomethane	mg/Kg	---	34	143	<0.017	<0.017	<0.017	<0.019	<0.021	<0.016	<0.017	<0.019
Dichlorodifluoromethane	mg/Kg	3.0863	126	530	<0.043 *-	<0.042 *-	<0.042 *-	<0.048 *-	<0.052 *-	<0.041 *-	<0.043 *-	<0.047 *-
Ethylbenzene	mg/Kg	1.57	8.02	35.4	<0.012	<0.011	<0.011	<0.013	<0.014	<0.011	<0.012	<0.013
Hexachlorobutadiene	mg/Kg	---	1.63	7.19	<0.028	<0.028	<0.028	<0.031	<0.035	<0.027	<0.028	<0.031
Isopropyl ether	mg/Kg	---	2260	2260	<0.017	<0.017	<0.017	<0.019	<0.021	<0.017	<0.017	<0.019
Isopropylbenzene	mg/Kg	---	268	268	<0.024	<0.024	<0.024	<0.027	<0.030	<0.023	<0.024	<0.027
Methyl tert-butyl ether	mg/Kg	0.027	63.8	282	<0.025	<0.025	<0.025	<0.028	<0.031	<0.024	<0.025	<0.027
Methylene Chloride	mg/Kg	0.0026a	61.8	1150	<0.10	<0.10	<0.10	<0.11	<0.13	<0.099	<0.10	<0.11
Naphthalene	mg/Kg	0.6582	5.52	24.1	<0.021	<0.021	<0.021	<0.024	<0.026	<0.020	<0.021	<0.023
n-Butylbenzene	mg/Kg	---	108	108	<0.025	<0.024	<0.024	<0.027	<0.030	<0.024	<0.025	<0.027
N-Propylbenzene	mg/Kg	---	264	264	<0.026	<0.026	<0.026	<0.029	<0.032	<0.025	<0.026	<0.029
p-Isopropyltoluene	mg/Kg	---	162	162	<0.023	<0.023	<0.023	<0.026	<0.028	<0.022	<0.023	<0.025
sec-Butylbenzene	mg/Kg	---	145	145	<0.025	<0.025	<0.025	<0.028	<0.031	<0.024	<0.025	<0.028
Styrene	mg/Kg	0.22	867	867	<0.024	<0.024	<0.024	<0.027	<0.030	<0.023	<0.024	<0.027
tert-Butylbenzene	mg/Kg	---	183	183	<0.025	<0.025	<0.025	<0.028	<0.031	<0.024	<0.025	<0.028
Tetrachloroethene	mg/Kg	0.0045	33	145	0.042 J	<0.023	<0.023	<0.026	<0.029	<0.023	<0.023	<0.026
Toluene	mg/Kg	1.1072	818	818	0.026	0.15	<0.0092	0.012 J	0.080	0.016	0.026	<0.010
trans-1,2-Dichloroethene	mg/Kg	0.0626	1560	1850	<0.022	<0.022	<0.022	<0.025	<0.027	<0.021	<0.022	<0.024
trans-1,3-Dichloropropene	mg/Kg	---	1510	1510	<0.023	<0.023	<0.023	<0.026	<0.028	<0.022	<0.023	<0.025
Trichloroethene	mg/Kg	0.0036a	1.3	8.41	<0.010	<0.010	<0.010	<0.012	<0.013	<0.010	<0.010	<0.011
Trichlorofluoromethane	mg/Kg	4.4775	1230	1230	<0.027	<0.027	<0.027	<0.030	<0.033	<0.026	<0.027	<0.030
Vinyl chloride	mg/Kg	0.0001a	0.0668	2.08	<0.017 *-	<0.016 *-	<0.016 *-	<0.018 *-	<0.020 *-	<0.016 *-	<0.017 *-	<0.018 *-
Xylenes, Total	mg/Kg	3.96	260	260	<0.014	<0.014	<0.014	<0.016	<0.017	<0.013	<0.014	<0.015

Notes: RCLs based on WDNR's December 2018 Spreadsheet

Flags: J = Result is less than RL but greater than the MDL and the concentration is an approximate value.

*_ = LCS and/or LCSD is outside acceptance limits, low biased.

ANALYTICAL REPORT

Eurofins TestAmerica, Chicago
2417 Bond Street
University Park, IL 60484
Tel: (708)534-5200

Laboratory Job ID: 500-209658-1

Client Project/Site: Community Within the Corridor East Block -
40484

For:

K. Singh & Associates, Inc
3636 N. 124th Street
Wauwatosa, Wisconsin 53222

Attn: Mr. Robert Reineke



*Authorized for release by:
12/27/2021 4:05:27 PM*

Sandie Fredrick, Project Manager II
(920)261-1660
sandra.fredrick@eurofinset.com

LINKS

Review your project
results through
TotalAccess

Have a Question?



Visit us at:

www.eurofinsus.com/Env

The test results in this report meet all 2003 NELAC, 2009 TNI, and 2016 TNI requirements for accredited parameters, exceptions are noted in this report. This report may not be reproduced except in full, and with written approval from the laboratory. For questions please contact the Project Manager at the e-mail address or telephone number listed on this page.

This report has been electronically signed and authorized by the signatory. Electronic signature is intended to be the legally binding equivalent of a traditionally handwritten signature.

Results relate only to the items tested and the sample(s) as received by the laboratory.



Table of Contents

Cover Page	1
Table of Contents	2
Case Narrative	3
Detection Summary	4
Method Summary	5
Sample Summary	6
Client Sample Results	7
Definitions	23
QC Association	24
Surrogate Summary	25
QC Sample Results	26
Chronicle	35
Certification Summary	38
Chain of Custody	39
Receipt Checklists	40

Case Narrative

Client: K. Singh & Associates, Inc
Project/Site: Community Within the Corridor East Block - 40484

Job ID: 500-209658-1

Job ID: 500-209658-1

Laboratory: Eurofins TestAmerica, Chicago

Narrative

Job Narrative 500-209658-1

Comments

No additional comments.

Receipt

The samples were received on 12/11/2021 12:40 PM. Unless otherwise noted below, the samples arrived in good condition, and where required, properly preserved and on ice. The temperature of the cooler at receipt was 3.1° C.

GC/MS VOA

Method 8260B: The laboratory control sample (LCS) for 633267 recovered outside control limits for 4 compounds. This is a prepped 5035 LCS. All daily instrument LCSs were acceptable to continue with analyses, and the data have been reported. 1. South Bottom, 15' (500-209658-1), 2. North Bottom, 14' (500-209658-2), 3. East Wall, South 6' (500-209658-3), 4. East Wall, North 6' (500-209658-4), 5. North Wall, 5' (500-209658-5), 6. West Wall, North, 4' (500-209658-6), 7. West Wall, South, 8' (500-209658-7) and 8. South Wall, 7' (500-209658-8)

Method 8260B: The laboratory control sample (LCS) for 634198 recovered outside control limits for the following analytes: Chloromethane, 2,2-Dichloropropane, and 1,1,1-Trichloroethane. These analytes were not detected in the associated samples; therefore, the data have been reported. (LB3 500-633267/21-A) and (LCS 500-633267/22-A)

No additional analytical or quality issues were noted, other than those described above or in the Definitions/Glossary page.

Metals

No analytical or quality issues were noted, other than those described in the Definitions/Glossary page.

Detection Summary

Client: K. Singh & Associates, Inc
Project/Site: Community Within the Corridor East Block -
40484

Job ID: 500-209658-1

Client Sample ID: 1. South Bottom, 15'

Lab Sample ID: 500-209658-1

Analyte	Result	Qualifier	RL	MDL	Unit	Dil Fac	D	Method	Prep Type
1,2-Dichloroethane	0.026	J	0.063	0.025	mg/Kg	50	✳	8260B	Total/NA
cis-1,2-Dichloroethene	0.26		0.063	0.026	mg/Kg	50	✳	8260B	Total/NA
Tetrachloroethene	0.042	J	0.063	0.023	mg/Kg	50	✳	8260B	Total/NA
Toluene	0.026		0.016	0.0093	mg/Kg	50	✳	8260B	Total/NA

Client Sample ID: 2. North Bottom, 14'

Lab Sample ID: 500-209658-2

Analyte	Result	Qualifier	RL	MDL	Unit	Dil Fac	D	Method	Prep Type
Toluene	0.15		0.016	0.0092	mg/Kg	50	✳	8260B	Total/NA

Client Sample ID: 3. East Wall, South 6'

Lab Sample ID: 500-209658-3

No Detections.

Client Sample ID: 4. East Wall, North 6'

Lab Sample ID: 500-209658-4

Analyte	Result	Qualifier	RL	MDL	Unit	Dil Fac	D	Method	Prep Type
Chloroform	0.028	J	0.14	0.026	mg/Kg	50	✳	8260B	Total/NA
Toluene	0.012	J	0.018	0.010	mg/Kg	50	✳	8260B	Total/NA

Client Sample ID: 5. North Wall, 5'

Lab Sample ID: 500-209658-5

Analyte	Result	Qualifier	RL	MDL	Unit	Dil Fac	D	Method	Prep Type
Toluene	0.080		0.019	0.011	mg/Kg	50	✳	8260B	Total/NA

Client Sample ID: 6. West Wall, North, 4'

Lab Sample ID: 500-209658-6

Analyte	Result	Qualifier	RL	MDL	Unit	Dil Fac	D	Method	Prep Type
Toluene	0.016		0.015	0.0089	mg/Kg	50	✳	8260B	Total/NA

Client Sample ID: 7. West Wall, South, 8'

Lab Sample ID: 500-209658-7

Analyte	Result	Qualifier	RL	MDL	Unit	Dil Fac	D	Method	Prep Type
Toluene	0.026		0.016	0.0093	mg/Kg	50	✳	8260B	Total/NA

Client Sample ID: 8. South Wall, 7'

Lab Sample ID: 500-209658-8

No Detections.

This Detection Summary does not include radiochemical test results.

Eurofins TestAmerica, Chicago

Method Summary

Client: K. Singh & Associates, Inc
Project/Site: Community Within the Corridor East Block -
40484

Job ID: 500-209658-1

Method	Method Description	Protocol	Laboratory
8260B	Volatile Organic Compounds (GC/MS)	SW846	TAL CHI
Moisture	Percent Moisture	EPA	TAL CHI
5035	Closed System Purge and Trap	SW846	TAL CHI

Protocol References:

EPA = US Environmental Protection Agency

SW846 = "Test Methods For Evaluating Solid Waste, Physical/Chemical Methods", Third Edition, November 1986 And Its Updates.

Laboratory References:

TAL CHI = Eurofins TestAmerica, Chicago, 2417 Bond Street, University Park, IL 60484, TEL (708)534-5200

1

2

3

4

5

6

7

8

9

10

11

12

13

14

15

Sample Summary

Client: K. Singh & Associates, Inc
Project/Site: Community Within the Corridor East Block -
40484

Job ID: 500-209658-1

Lab Sample ID	Client Sample ID	Matrix	Collected	Received
500-209658-1	1. South Bottom, 15'	Solid	12/07/21 14:00	12/11/21 12:40
500-209658-2	2. North Bottom, 14'	Solid	12/07/21 14:05	12/11/21 12:40
500-209658-3	3. East Wall, South 6'	Solid	12/07/21 14:10	12/11/21 12:40
500-209658-4	4. East Wall, North 6'	Solid	12/07/21 14:15	12/11/21 12:40
500-209658-5	5. North Wall, 5'	Solid	12/07/21 14:20	12/11/21 12:40
500-209658-6	6. West Wall, North, 4'	Solid	12/07/21 14:25	12/11/21 12:40
500-209658-7	7. West Wall, South, 8'	Solid	12/07/21 14:30	12/11/21 12:40
500-209658-8	8. South Wall, 7'	Solid	12/07/21 14:35	12/11/21 12:40

- 1
- 2
- 3
- 4
- 5
- 6
- 7
- 8
- 9
- 10
- 11
- 12
- 13
- 14
- 15

Client Sample Results

Client: K. Singh & Associates, Inc
 Project/Site: Community Within the Corridor East Block -
 40484

Job ID: 500-209658-1

Client Sample ID: 1. South Bottom, 15'

Lab Sample ID: 500-209658-1

Date Collected: 12/07/21 14:00

Matrix: Solid

Date Received: 12/11/21 12:40

Percent Solids: 88.2

Method: 8260B - Volatile Organic Compounds (GC/MS)

Analyte	Result	Qualifier	RL	MDL	Unit	D	Prepared	Analyzed	Dil Fac
1,1,1,2-Tetrachloroethane	<0.029		0.063	0.029	mg/Kg	✳	12/07/21 14:00	12/19/21 16:26	50
1,1,1-Trichloroethane	<0.024		0.063	0.024	mg/Kg	✳	12/07/21 14:00	12/19/21 16:26	50
1,1,2,2-Tetrachloroethane	<0.025		0.063	0.025	mg/Kg	✳	12/07/21 14:00	12/19/21 16:26	50
1,1,2-Trichloroethane	<0.022		0.063	0.022	mg/Kg	✳	12/07/21 14:00	12/19/21 16:26	50
1,1-Dichloroethane	<0.026		0.063	0.026	mg/Kg	✳	12/07/21 14:00	12/19/21 16:26	50
1,1-Dichloroethene	<0.025		0.063	0.025	mg/Kg	✳	12/07/21 14:00	12/19/21 16:26	50
1,1-Dichloropropene	<0.019		0.063	0.019	mg/Kg	✳	12/07/21 14:00	12/19/21 16:26	50
1,2,3-Trichlorobenzene	<0.029		0.063	0.029	mg/Kg	✳	12/07/21 14:00	12/19/21 16:26	50
1,2,3-Trichloropropane	<0.026		0.13	0.026	mg/Kg	✳	12/07/21 14:00	12/19/21 16:26	50
1,2,4-Trichlorobenzene	<0.022		0.063	0.022	mg/Kg	✳	12/07/21 14:00	12/19/21 16:26	50
1,2,4-Trimethylbenzene	<0.023		0.063	0.023	mg/Kg	✳	12/07/21 14:00	12/19/21 16:26	50
1,2-Dibromo-3-Chloropropane	<0.13		0.32	0.13	mg/Kg	✳	12/07/21 14:00	12/19/21 16:26	50
1,2-Dibromoethane	<0.024		0.063	0.024	mg/Kg	✳	12/07/21 14:00	12/19/21 16:26	50
1,2-Dichlorobenzene	<0.021		0.063	0.021	mg/Kg	✳	12/07/21 14:00	12/19/21 16:26	50
1,2-Dichloroethane	0.026	J	0.063	0.025	mg/Kg	✳	12/07/21 14:00	12/19/21 16:26	50
1,2-Dichloropropane	<0.027		0.063	0.027	mg/Kg	✳	12/07/21 14:00	12/19/21 16:26	50
1,3,5-Trimethylbenzene	<0.024		0.063	0.024	mg/Kg	✳	12/07/21 14:00	12/19/21 16:26	50
1,3-Dichlorobenzene	<0.025		0.063	0.025	mg/Kg	✳	12/07/21 14:00	12/19/21 16:26	50
1,3-Dichloropropane	<0.023		0.063	0.023	mg/Kg	✳	12/07/21 14:00	12/19/21 16:26	50
1,4-Dichlorobenzene	<0.023		0.063	0.023	mg/Kg	✳	12/07/21 14:00	12/19/21 16:26	50
2,2-Dichloropropane	<0.028		0.063	0.028	mg/Kg	✳	12/07/21 14:00	12/19/21 16:26	50
2-Chlorotoluene	<0.020		0.063	0.020	mg/Kg	✳	12/07/21 14:00	12/19/21 16:26	50
4-Chlorotoluene	<0.022		0.063	0.022	mg/Kg	✳	12/07/21 14:00	12/19/21 16:26	50
Benzene	<0.0092		0.016	0.0092	mg/Kg	✳	12/07/21 14:00	12/19/21 16:26	50
Bromobenzene	<0.022		0.063	0.022	mg/Kg	✳	12/07/21 14:00	12/19/21 16:26	50
Bromochloromethane	<0.027		0.063	0.027	mg/Kg	✳	12/07/21 14:00	12/19/21 16:26	50
Bromodichloromethane	<0.024		0.063	0.024	mg/Kg	✳	12/07/21 14:00	12/19/21 16:26	50
Bromoform	<0.031	*	0.063	0.031	mg/Kg	✳	12/07/21 14:00	12/19/21 16:26	50
Bromomethane	<0.050		0.19	0.050	mg/Kg	✳	12/07/21 14:00	12/19/21 16:26	50
Carbon tetrachloride	<0.024		0.063	0.024	mg/Kg	✳	12/07/21 14:00	12/19/21 16:26	50
Chlorobenzene	<0.024		0.063	0.024	mg/Kg	✳	12/07/21 14:00	12/19/21 16:26	50
Chloroethane	<0.032		0.063	0.032	mg/Kg	✳	12/07/21 14:00	12/19/21 16:26	50
Chloroform	<0.023		0.13	0.023	mg/Kg	✳	12/07/21 14:00	12/19/21 16:26	50
Chloromethane	<0.020	*	0.063	0.020	mg/Kg	✳	12/07/21 14:00	12/19/21 16:26	50
cis-1,2-Dichloroethene	0.26		0.063	0.026	mg/Kg	✳	12/07/21 14:00	12/19/21 16:26	50
cis-1,3-Dichloropropene	<0.026		0.063	0.026	mg/Kg	✳	12/07/21 14:00	12/19/21 16:26	50
Dibromochloromethane	<0.031		0.063	0.031	mg/Kg	✳	12/07/21 14:00	12/19/21 16:26	50
Dibromomethane	<0.017		0.063	0.017	mg/Kg	✳	12/07/21 14:00	12/19/21 16:26	50
Dichlorodifluoromethane	<0.043	*	0.19	0.043	mg/Kg	✳	12/07/21 14:00	12/19/21 16:26	50
Ethylbenzene	<0.012		0.016	0.012	mg/Kg	✳	12/07/21 14:00	12/19/21 16:26	50
Hexachlorobutadiene	<0.028		0.063	0.028	mg/Kg	✳	12/07/21 14:00	12/19/21 16:26	50
Isopropyl ether	<0.017		0.063	0.017	mg/Kg	✳	12/07/21 14:00	12/19/21 16:26	50
Isopropylbenzene	<0.024		0.063	0.024	mg/Kg	✳	12/07/21 14:00	12/19/21 16:26	50
Methyl tert-butyl ether	<0.025		0.063	0.025	mg/Kg	✳	12/07/21 14:00	12/19/21 16:26	50
Methylene Chloride	<0.10		0.32	0.10	mg/Kg	✳	12/07/21 14:00	12/19/21 16:26	50
Naphthalene	<0.021		0.063	0.021	mg/Kg	✳	12/07/21 14:00	12/19/21 16:26	50
n-Butylbenzene	<0.025		0.063	0.025	mg/Kg	✳	12/07/21 14:00	12/19/21 16:26	50
N-Propylbenzene	<0.026		0.063	0.026	mg/Kg	✳	12/07/21 14:00	12/19/21 16:26	50

Eurofins TestAmerica, Chicago

Client Sample Results

Client: K. Singh & Associates, Inc
 Project/Site: Community Within the Corridor East Block -
 40484

Job ID: 500-209658-1

Client Sample ID: 1. South Bottom, 15'

Lab Sample ID: 500-209658-1

Date Collected: 12/07/21 14:00

Matrix: Solid

Date Received: 12/11/21 12:40

Percent Solids: 88.2

Method: 8260B - Volatile Organic Compounds (GC/MS) (Continued)

Analyte	Result	Qualifier	RL	MDL	Unit	D	Prepared	Analyzed	Dil Fac
p-Isopropyltoluene	<0.023		0.063	0.023	mg/Kg	✳	12/07/21 14:00	12/19/21 16:26	50
sec-Butylbenzene	<0.025		0.063	0.025	mg/Kg	✳	12/07/21 14:00	12/19/21 16:26	50
Styrene	<0.024		0.063	0.024	mg/Kg	✳	12/07/21 14:00	12/19/21 16:26	50
tert-Butylbenzene	<0.025		0.063	0.025	mg/Kg	✳	12/07/21 14:00	12/19/21 16:26	50
Tetrachloroethene	0.042	J	0.063	0.023	mg/Kg	✳	12/07/21 14:00	12/19/21 16:26	50
Toluene	0.026		0.016	0.0093	mg/Kg	✳	12/07/21 14:00	12/19/21 16:26	50
trans-1,2-Dichloroethene	<0.022		0.063	0.022	mg/Kg	✳	12/07/21 14:00	12/19/21 16:26	50
trans-1,3-Dichloropropene	<0.023		0.063	0.023	mg/Kg	✳	12/07/21 14:00	12/19/21 16:26	50
Trichloroethene	<0.010		0.032	0.010	mg/Kg	✳	12/07/21 14:00	12/19/21 16:26	50
Trichlorofluoromethane	<0.027		0.063	0.027	mg/Kg	✳	12/07/21 14:00	12/19/21 16:26	50
Vinyl chloride	<0.017	*-	0.063	0.017	mg/Kg	✳	12/07/21 14:00	12/19/21 16:26	50
Xylenes, Total	<0.014		0.032	0.014	mg/Kg	✳	12/07/21 14:00	12/19/21 16:26	50

Surrogate	%Recovery	Qualifier	Limits	Prepared	Analyzed	Dil Fac
1,2-Dichloroethane-d4 (Surr)	87		75 - 126	12/07/21 14:00	12/19/21 16:26	50
4-Bromofluorobenzene (Surr)	85		72 - 124	12/07/21 14:00	12/19/21 16:26	50
Dibromofluoromethane (Surr)	85		75 - 120	12/07/21 14:00	12/19/21 16:26	50
Toluene-d8 (Surr)	97		75 - 120	12/07/21 14:00	12/19/21 16:26	50

Client Sample Results

Client: K. Singh & Associates, Inc
 Project/Site: Community Within the Corridor East Block -
 40484

Job ID: 500-209658-1

Client Sample ID: 2. North Bottom, 14'

Lab Sample ID: 500-209658-2

Date Collected: 12/07/21 14:05

Matrix: Solid

Date Received: 12/11/21 12:40

Percent Solids: 88.9

Method: 8260B - Volatile Organic Compounds (GC/MS)

Analyte	Result	Qualifier	RL	MDL	Unit	D	Prepared	Analyzed	Dil Fac
1,1,1,2-Tetrachloroethane	<0.029		0.063	0.029	mg/Kg	✱	12/07/21 14:05	12/19/21 16:52	50
1,1,1-Trichloroethane	<0.024		0.063	0.024	mg/Kg	✱	12/07/21 14:05	12/19/21 16:52	50
1,1,2,2-Tetrachloroethane	<0.025		0.063	0.025	mg/Kg	✱	12/07/21 14:05	12/19/21 16:52	50
1,1,2-Trichloroethane	<0.022		0.063	0.022	mg/Kg	✱	12/07/21 14:05	12/19/21 16:52	50
1,1-Dichloroethane	<0.026		0.063	0.026	mg/Kg	✱	12/07/21 14:05	12/19/21 16:52	50
1,1-Dichloroethene	<0.024		0.063	0.024	mg/Kg	✱	12/07/21 14:05	12/19/21 16:52	50
1,1-Dichloropropene	<0.019		0.063	0.019	mg/Kg	✱	12/07/21 14:05	12/19/21 16:52	50
1,2,3-Trichlorobenzene	<0.029		0.063	0.029	mg/Kg	✱	12/07/21 14:05	12/19/21 16:52	50
1,2,3-Trichloropropane	<0.026		0.13	0.026	mg/Kg	✱	12/07/21 14:05	12/19/21 16:52	50
1,2,4-Trichlorobenzene	<0.021		0.063	0.021	mg/Kg	✱	12/07/21 14:05	12/19/21 16:52	50
1,2,4-Trimethylbenzene	<0.022		0.063	0.022	mg/Kg	✱	12/07/21 14:05	12/19/21 16:52	50
1,2-Dibromo-3-Chloropropane	<0.12		0.31	0.12	mg/Kg	✱	12/07/21 14:05	12/19/21 16:52	50
1,2-Dibromoethane	<0.024		0.063	0.024	mg/Kg	✱	12/07/21 14:05	12/19/21 16:52	50
1,2-Dichlorobenzene	<0.021		0.063	0.021	mg/Kg	✱	12/07/21 14:05	12/19/21 16:52	50
1,2-Dichloroethane	<0.025		0.063	0.025	mg/Kg	✱	12/07/21 14:05	12/19/21 16:52	50
1,2-Dichloropropane	<0.027		0.063	0.027	mg/Kg	✱	12/07/21 14:05	12/19/21 16:52	50
1,3,5-Trimethylbenzene	<0.024		0.063	0.024	mg/Kg	✱	12/07/21 14:05	12/19/21 16:52	50
1,3-Dichlorobenzene	<0.025		0.063	0.025	mg/Kg	✱	12/07/21 14:05	12/19/21 16:52	50
1,3-Dichloropropane	<0.023		0.063	0.023	mg/Kg	✱	12/07/21 14:05	12/19/21 16:52	50
1,4-Dichlorobenzene	<0.023		0.063	0.023	mg/Kg	✱	12/07/21 14:05	12/19/21 16:52	50
2,2-Dichloropropane	<0.028		0.063	0.028	mg/Kg	✱	12/07/21 14:05	12/19/21 16:52	50
2-Chlorotoluene	<0.020		0.063	0.020	mg/Kg	✱	12/07/21 14:05	12/19/21 16:52	50
4-Chlorotoluene	<0.022		0.063	0.022	mg/Kg	✱	12/07/21 14:05	12/19/21 16:52	50
Benzene	<0.0092		0.016	0.0092	mg/Kg	✱	12/07/21 14:05	12/19/21 16:52	50
Bromobenzene	<0.022		0.063	0.022	mg/Kg	✱	12/07/21 14:05	12/19/21 16:52	50
Bromochloromethane	<0.027		0.063	0.027	mg/Kg	✱	12/07/21 14:05	12/19/21 16:52	50
Bromodichloromethane	<0.023		0.063	0.023	mg/Kg	✱	12/07/21 14:05	12/19/21 16:52	50
Bromoform	<0.030	*	0.063	0.030	mg/Kg	✱	12/07/21 14:05	12/19/21 16:52	50
Bromomethane	<0.050		0.19	0.050	mg/Kg	✱	12/07/21 14:05	12/19/21 16:52	50
Carbon tetrachloride	<0.024		0.063	0.024	mg/Kg	✱	12/07/21 14:05	12/19/21 16:52	50
Chlorobenzene	<0.024		0.063	0.024	mg/Kg	✱	12/07/21 14:05	12/19/21 16:52	50
Chloroethane	<0.032		0.063	0.032	mg/Kg	✱	12/07/21 14:05	12/19/21 16:52	50
Chloroform	<0.023		0.13	0.023	mg/Kg	✱	12/07/21 14:05	12/19/21 16:52	50
Chloromethane	<0.020	*	0.063	0.020	mg/Kg	✱	12/07/21 14:05	12/19/21 16:52	50
cis-1,2-Dichloroethene	<0.026		0.063	0.026	mg/Kg	✱	12/07/21 14:05	12/19/21 16:52	50
cis-1,3-Dichloropropene	<0.026		0.063	0.026	mg/Kg	✱	12/07/21 14:05	12/19/21 16:52	50
Dibromochloromethane	<0.031		0.063	0.031	mg/Kg	✱	12/07/21 14:05	12/19/21 16:52	50
Dibromomethane	<0.017		0.063	0.017	mg/Kg	✱	12/07/21 14:05	12/19/21 16:52	50
Dichlorodifluoromethane	<0.042	*	0.19	0.042	mg/Kg	✱	12/07/21 14:05	12/19/21 16:52	50
Ethylbenzene	<0.011		0.016	0.011	mg/Kg	✱	12/07/21 14:05	12/19/21 16:52	50
Hexachlorobutadiene	<0.028		0.063	0.028	mg/Kg	✱	12/07/21 14:05	12/19/21 16:52	50
Isopropyl ether	<0.017		0.063	0.017	mg/Kg	✱	12/07/21 14:05	12/19/21 16:52	50
Isopropylbenzene	<0.024		0.063	0.024	mg/Kg	✱	12/07/21 14:05	12/19/21 16:52	50
Methyl tert-butyl ether	<0.025		0.063	0.025	mg/Kg	✱	12/07/21 14:05	12/19/21 16:52	50
Methylene Chloride	<0.10		0.31	0.10	mg/Kg	✱	12/07/21 14:05	12/19/21 16:52	50
Naphthalene	<0.021		0.063	0.021	mg/Kg	✱	12/07/21 14:05	12/19/21 16:52	50
n-Butylbenzene	<0.024		0.063	0.024	mg/Kg	✱	12/07/21 14:05	12/19/21 16:52	50
N-Propylbenzene	<0.026		0.063	0.026	mg/Kg	✱	12/07/21 14:05	12/19/21 16:52	50

Eurofins TestAmerica, Chicago

Client Sample Results

Client: K. Singh & Associates, Inc
 Project/Site: Community Within the Corridor East Block -
 40484

Job ID: 500-209658-1

Client Sample ID: 2. North Bottom, 14'

Lab Sample ID: 500-209658-2

Date Collected: 12/07/21 14:05

Matrix: Solid

Date Received: 12/11/21 12:40

Percent Solids: 88.9

Method: 8260B - Volatile Organic Compounds (GC/MS) (Continued)

Analyte	Result	Qualifier	RL	MDL	Unit	D	Prepared	Analyzed	Dil Fac
p-Isopropyltoluene	<0.023		0.063	0.023	mg/Kg	☼	12/07/21 14:05	12/19/21 16:52	50
sec-Butylbenzene	<0.025		0.063	0.025	mg/Kg	☼	12/07/21 14:05	12/19/21 16:52	50
Styrene	<0.024		0.063	0.024	mg/Kg	☼	12/07/21 14:05	12/19/21 16:52	50
tert-Butylbenzene	<0.025		0.063	0.025	mg/Kg	☼	12/07/21 14:05	12/19/21 16:52	50
Tetrachloroethene	<0.023		0.063	0.023	mg/Kg	☼	12/07/21 14:05	12/19/21 16:52	50
Toluene	0.15		0.016	0.0092	mg/Kg	☼	12/07/21 14:05	12/19/21 16:52	50
trans-1,2-Dichloroethene	<0.022		0.063	0.022	mg/Kg	☼	12/07/21 14:05	12/19/21 16:52	50
trans-1,3-Dichloropropene	<0.023		0.063	0.023	mg/Kg	☼	12/07/21 14:05	12/19/21 16:52	50
Trichloroethene	<0.010		0.031	0.010	mg/Kg	☼	12/07/21 14:05	12/19/21 16:52	50
Trichlorofluoromethane	<0.027		0.063	0.027	mg/Kg	☼	12/07/21 14:05	12/19/21 16:52	50
Vinyl chloride	<0.016	*-	0.063	0.016	mg/Kg	☼	12/07/21 14:05	12/19/21 16:52	50
Xylenes, Total	<0.014		0.031	0.014	mg/Kg	☼	12/07/21 14:05	12/19/21 16:52	50
Surrogate	%Recovery	Qualifier	Limits				Prepared	Analyzed	Dil Fac
1,2-Dichloroethane-d4 (Surr)	88		75 - 126				12/07/21 14:05	12/19/21 16:52	50
4-Bromofluorobenzene (Surr)	85		72 - 124				12/07/21 14:05	12/19/21 16:52	50
Dibromofluoromethane (Surr)	86		75 - 120				12/07/21 14:05	12/19/21 16:52	50
Toluene-d8 (Surr)	100		75 - 120				12/07/21 14:05	12/19/21 16:52	50

Client Sample Results

Client: K. Singh & Associates, Inc
 Project/Site: Community Within the Corridor East Block -
 40484

Job ID: 500-209658-1

Client Sample ID: 3. East Wall, South 6'

Lab Sample ID: 500-209658-3

Date Collected: 12/07/21 14:10

Matrix: Solid

Date Received: 12/11/21 12:40

Percent Solids: 88.3

Method: 8260B - Volatile Organic Compounds (GC/MS)

Analyte	Result	Qualifier	RL	MDL	Unit	D	Prepared	Analyzed	Dil Fac
1,1,1,2-Tetrachloroethane	<0.029		0.062	0.029	mg/Kg	✳	12/07/21 14:10	12/19/21 17:17	50
1,1,1-Trichloroethane	<0.024		0.062	0.024	mg/Kg	✳	12/07/21 14:10	12/19/21 17:17	50
1,1,2,2-Tetrachloroethane	<0.025		0.062	0.025	mg/Kg	✳	12/07/21 14:10	12/19/21 17:17	50
1,1,2-Trichloroethane	<0.022		0.062	0.022	mg/Kg	✳	12/07/21 14:10	12/19/21 17:17	50
1,1-Dichloroethane	<0.026		0.062	0.026	mg/Kg	✳	12/07/21 14:10	12/19/21 17:17	50
1,1-Dichloroethene	<0.024		0.062	0.024	mg/Kg	✳	12/07/21 14:10	12/19/21 17:17	50
1,1-Dichloropropene	<0.019		0.062	0.019	mg/Kg	✳	12/07/21 14:10	12/19/21 17:17	50
1,2,3-Trichlorobenzene	<0.029		0.062	0.029	mg/Kg	✳	12/07/21 14:10	12/19/21 17:17	50
1,2,3-Trichloropropane	<0.026		0.12	0.026	mg/Kg	✳	12/07/21 14:10	12/19/21 17:17	50
1,2,4-Trichlorobenzene	<0.021		0.062	0.021	mg/Kg	✳	12/07/21 14:10	12/19/21 17:17	50
1,2,4-Trimethylbenzene	<0.022		0.062	0.022	mg/Kg	✳	12/07/21 14:10	12/19/21 17:17	50
1,2-Dibromo-3-Chloropropane	<0.12		0.31	0.12	mg/Kg	✳	12/07/21 14:10	12/19/21 17:17	50
1,2-Dibromoethane	<0.024		0.062	0.024	mg/Kg	✳	12/07/21 14:10	12/19/21 17:17	50
1,2-Dichlorobenzene	<0.021		0.062	0.021	mg/Kg	✳	12/07/21 14:10	12/19/21 17:17	50
1,2-Dichloroethane	<0.024		0.062	0.024	mg/Kg	✳	12/07/21 14:10	12/19/21 17:17	50
1,2-Dichloropropane	<0.027		0.062	0.027	mg/Kg	✳	12/07/21 14:10	12/19/21 17:17	50
1,3,5-Trimethylbenzene	<0.024		0.062	0.024	mg/Kg	✳	12/07/21 14:10	12/19/21 17:17	50
1,3-Dichlorobenzene	<0.025		0.062	0.025	mg/Kg	✳	12/07/21 14:10	12/19/21 17:17	50
1,3-Dichloropropane	<0.023		0.062	0.023	mg/Kg	✳	12/07/21 14:10	12/19/21 17:17	50
1,4-Dichlorobenzene	<0.023		0.062	0.023	mg/Kg	✳	12/07/21 14:10	12/19/21 17:17	50
2,2-Dichloropropane	<0.028		0.062	0.028	mg/Kg	✳	12/07/21 14:10	12/19/21 17:17	50
2-Chlorotoluene	<0.020		0.062	0.020	mg/Kg	✳	12/07/21 14:10	12/19/21 17:17	50
4-Chlorotoluene	<0.022		0.062	0.022	mg/Kg	✳	12/07/21 14:10	12/19/21 17:17	50
Benzene	<0.0091		0.016	0.0091	mg/Kg	✳	12/07/21 14:10	12/19/21 17:17	50
Bromobenzene	<0.022		0.062	0.022	mg/Kg	✳	12/07/21 14:10	12/19/21 17:17	50
Bromochloromethane	<0.027		0.062	0.027	mg/Kg	✳	12/07/21 14:10	12/19/21 17:17	50
Bromodichloromethane	<0.023		0.062	0.023	mg/Kg	✳	12/07/21 14:10	12/19/21 17:17	50
Bromoform	<0.030	*	0.062	0.030	mg/Kg	✳	12/07/21 14:10	12/19/21 17:17	50
Bromomethane	<0.050		0.19	0.050	mg/Kg	✳	12/07/21 14:10	12/19/21 17:17	50
Carbon tetrachloride	<0.024		0.062	0.024	mg/Kg	✳	12/07/21 14:10	12/19/21 17:17	50
Chlorobenzene	<0.024		0.062	0.024	mg/Kg	✳	12/07/21 14:10	12/19/21 17:17	50
Chloroethane	<0.031		0.062	0.031	mg/Kg	✳	12/07/21 14:10	12/19/21 17:17	50
Chloroform	<0.023		0.12	0.023	mg/Kg	✳	12/07/21 14:10	12/19/21 17:17	50
Chloromethane	<0.020	*	0.062	0.020	mg/Kg	✳	12/07/21 14:10	12/19/21 17:17	50
cis-1,2-Dichloroethene	<0.025		0.062	0.025	mg/Kg	✳	12/07/21 14:10	12/19/21 17:17	50
cis-1,3-Dichloropropene	<0.026		0.062	0.026	mg/Kg	✳	12/07/21 14:10	12/19/21 17:17	50
Dibromochloromethane	<0.030		0.062	0.030	mg/Kg	✳	12/07/21 14:10	12/19/21 17:17	50
Dibromomethane	<0.017		0.062	0.017	mg/Kg	✳	12/07/21 14:10	12/19/21 17:17	50
Dichlorodifluoromethane	<0.042	*	0.19	0.042	mg/Kg	✳	12/07/21 14:10	12/19/21 17:17	50
Ethylbenzene	<0.011		0.016	0.011	mg/Kg	✳	12/07/21 14:10	12/19/21 17:17	50
Hexachlorobutadiene	<0.028		0.062	0.028	mg/Kg	✳	12/07/21 14:10	12/19/21 17:17	50
Isopropyl ether	<0.017		0.062	0.017	mg/Kg	✳	12/07/21 14:10	12/19/21 17:17	50
Isopropylbenzene	<0.024		0.062	0.024	mg/Kg	✳	12/07/21 14:10	12/19/21 17:17	50
Methyl tert-butyl ether	<0.025		0.062	0.025	mg/Kg	✳	12/07/21 14:10	12/19/21 17:17	50
Methylene Chloride	<0.10		0.31	0.10	mg/Kg	✳	12/07/21 14:10	12/19/21 17:17	50
Naphthalene	<0.021		0.062	0.021	mg/Kg	✳	12/07/21 14:10	12/19/21 17:17	50
n-Butylbenzene	<0.024		0.062	0.024	mg/Kg	✳	12/07/21 14:10	12/19/21 17:17	50
N-Propylbenzene	<0.026		0.062	0.026	mg/Kg	✳	12/07/21 14:10	12/19/21 17:17	50

Eurofins TestAmerica, Chicago

Client Sample Results

Client: K. Singh & Associates, Inc
 Project/Site: Community Within the Corridor East Block -
 40484

Job ID: 500-209658-1

Client Sample ID: 3. East Wall, South 6'

Lab Sample ID: 500-209658-3

Date Collected: 12/07/21 14:10

Matrix: Solid

Date Received: 12/11/21 12:40

Percent Solids: 88.3

Method: 8260B - Volatile Organic Compounds (GC/MS) (Continued)

Analyte	Result	Qualifier	RL	MDL	Unit	D	Prepared	Analyzed	Dil Fac
p-Isopropyltoluene	<0.023		0.062	0.023	mg/Kg	✳	12/07/21 14:10	12/19/21 17:17	50
sec-Butylbenzene	<0.025		0.062	0.025	mg/Kg	✳	12/07/21 14:10	12/19/21 17:17	50
Styrene	<0.024		0.062	0.024	mg/Kg	✳	12/07/21 14:10	12/19/21 17:17	50
tert-Butylbenzene	<0.025		0.062	0.025	mg/Kg	✳	12/07/21 14:10	12/19/21 17:17	50
Tetrachloroethene	<0.023		0.062	0.023	mg/Kg	✳	12/07/21 14:10	12/19/21 17:17	50
Toluene	<0.0092		0.016	0.0092	mg/Kg	✳	12/07/21 14:10	12/19/21 17:17	50
trans-1,2-Dichloroethene	<0.022		0.062	0.022	mg/Kg	✳	12/07/21 14:10	12/19/21 17:17	50
trans-1,3-Dichloropropene	<0.023		0.062	0.023	mg/Kg	✳	12/07/21 14:10	12/19/21 17:17	50
Trichloroethene	<0.010		0.031	0.010	mg/Kg	✳	12/07/21 14:10	12/19/21 17:17	50
Trichlorofluoromethane	<0.027		0.062	0.027	mg/Kg	✳	12/07/21 14:10	12/19/21 17:17	50
Vinyl chloride	<0.016	*-	0.062	0.016	mg/Kg	✳	12/07/21 14:10	12/19/21 17:17	50
Xylenes, Total	<0.014		0.031	0.014	mg/Kg	✳	12/07/21 14:10	12/19/21 17:17	50

Surrogate	%Recovery	Qualifier	Limits	Prepared	Analyzed	Dil Fac
1,2-Dichloroethane-d4 (Surr)	89		75 - 126	12/07/21 14:10	12/19/21 17:17	50
4-Bromofluorobenzene (Surr)	86		72 - 124	12/07/21 14:10	12/19/21 17:17	50
Dibromofluoromethane (Surr)	88		75 - 120	12/07/21 14:10	12/19/21 17:17	50
Toluene-d8 (Surr)	98		75 - 120	12/07/21 14:10	12/19/21 17:17	50

Client Sample Results

Client: K. Singh & Associates, Inc
 Project/Site: Community Within the Corridor East Block -
 40484

Job ID: 500-209658-1

Client Sample ID: 4. East Wall, North 6'

Lab Sample ID: 500-209658-4

Date Collected: 12/07/21 14:15

Matrix: Solid

Date Received: 12/11/21 12:40

Percent Solids: 82.1

Method: 8260B - Volatile Organic Compounds (GC/MS)

Analyte	Result	Qualifier	RL	MDL	Unit	D	Prepared	Analyzed	Dil Fac
1,1,1,2-Tetrachloroethane	<0.033		0.071	0.033	mg/Kg	✱	12/07/21 14:15	12/19/21 17:43	50
1,1,1-Trichloroethane	<0.027		0.071	0.027	mg/Kg	✱	12/07/21 14:15	12/19/21 17:43	50
1,1,2,2-Tetrachloroethane	<0.028		0.071	0.028	mg/Kg	✱	12/07/21 14:15	12/19/21 17:43	50
1,1,2-Trichloroethane	<0.025		0.071	0.025	mg/Kg	✱	12/07/21 14:15	12/19/21 17:43	50
1,1-Dichloroethane	<0.029		0.071	0.029	mg/Kg	✱	12/07/21 14:15	12/19/21 17:43	50
1,1-Dichloroethene	<0.028		0.071	0.028	mg/Kg	✱	12/07/21 14:15	12/19/21 17:43	50
1,1-Dichloropropene	<0.021		0.071	0.021	mg/Kg	✱	12/07/21 14:15	12/19/21 17:43	50
1,2,3-Trichlorobenzene	<0.032		0.071	0.032	mg/Kg	✱	12/07/21 14:15	12/19/21 17:43	50
1,2,3-Trichloropropane	<0.029		0.14	0.029	mg/Kg	✱	12/07/21 14:15	12/19/21 17:43	50
1,2,4-Trichlorobenzene	<0.024		0.071	0.024	mg/Kg	✱	12/07/21 14:15	12/19/21 17:43	50
1,2,4-Trimethylbenzene	<0.025		0.071	0.025	mg/Kg	✱	12/07/21 14:15	12/19/21 17:43	50
1,2-Dibromo-3-Chloropropane	<0.14		0.35	0.14	mg/Kg	✱	12/07/21 14:15	12/19/21 17:43	50
1,2-Dibromoethane	<0.027		0.071	0.027	mg/Kg	✱	12/07/21 14:15	12/19/21 17:43	50
1,2-Dichlorobenzene	<0.024		0.071	0.024	mg/Kg	✱	12/07/21 14:15	12/19/21 17:43	50
1,2-Dichloroethane	<0.028		0.071	0.028	mg/Kg	✱	12/07/21 14:15	12/19/21 17:43	50
1,2-Dichloropropane	<0.030		0.071	0.030	mg/Kg	✱	12/07/21 14:15	12/19/21 17:43	50
1,3,5-Trimethylbenzene	<0.027		0.071	0.027	mg/Kg	✱	12/07/21 14:15	12/19/21 17:43	50
1,3-Dichlorobenzene	<0.028		0.071	0.028	mg/Kg	✱	12/07/21 14:15	12/19/21 17:43	50
1,3-Dichloropropane	<0.026		0.071	0.026	mg/Kg	✱	12/07/21 14:15	12/19/21 17:43	50
1,4-Dichlorobenzene	<0.026		0.071	0.026	mg/Kg	✱	12/07/21 14:15	12/19/21 17:43	50
2,2-Dichloropropane	<0.031		0.071	0.031	mg/Kg	✱	12/07/21 14:15	12/19/21 17:43	50
2-Chlorotoluene	<0.022		0.071	0.022	mg/Kg	✱	12/07/21 14:15	12/19/21 17:43	50
4-Chlorotoluene	<0.025		0.071	0.025	mg/Kg	✱	12/07/21 14:15	12/19/21 17:43	50
Benzene	<0.010		0.018	0.010	mg/Kg	✱	12/07/21 14:15	12/19/21 17:43	50
Bromobenzene	<0.025		0.071	0.025	mg/Kg	✱	12/07/21 14:15	12/19/21 17:43	50
Bromochloromethane	<0.030		0.071	0.030	mg/Kg	✱	12/07/21 14:15	12/19/21 17:43	50
Bromodichloromethane	<0.026		0.071	0.026	mg/Kg	✱	12/07/21 14:15	12/19/21 17:43	50
Bromoform	<0.034	*	0.071	0.034	mg/Kg	✱	12/07/21 14:15	12/19/21 17:43	50
Bromomethane	<0.056		0.21	0.056	mg/Kg	✱	12/07/21 14:15	12/19/21 17:43	50
Carbon tetrachloride	<0.027		0.071	0.027	mg/Kg	✱	12/07/21 14:15	12/19/21 17:43	50
Chlorobenzene	<0.027		0.071	0.027	mg/Kg	✱	12/07/21 14:15	12/19/21 17:43	50
Chloroethane	<0.036		0.071	0.036	mg/Kg	✱	12/07/21 14:15	12/19/21 17:43	50
Chloroform	0.028	J	0.14	0.026	mg/Kg	✱	12/07/21 14:15	12/19/21 17:43	50
Chloromethane	<0.023	*	0.071	0.023	mg/Kg	✱	12/07/21 14:15	12/19/21 17:43	50
cis-1,2-Dichloroethene	<0.029		0.071	0.029	mg/Kg	✱	12/07/21 14:15	12/19/21 17:43	50
cis-1,3-Dichloropropene	<0.029		0.071	0.029	mg/Kg	✱	12/07/21 14:15	12/19/21 17:43	50
Dibromochloromethane	<0.034		0.071	0.034	mg/Kg	✱	12/07/21 14:15	12/19/21 17:43	50
Dibromomethane	<0.019		0.071	0.019	mg/Kg	✱	12/07/21 14:15	12/19/21 17:43	50
Dichlorodifluoromethane	<0.048	*	0.21	0.048	mg/Kg	✱	12/07/21 14:15	12/19/21 17:43	50
Ethylbenzene	<0.013		0.018	0.013	mg/Kg	✱	12/07/21 14:15	12/19/21 17:43	50
Hexachlorobutadiene	<0.031		0.071	0.031	mg/Kg	✱	12/07/21 14:15	12/19/21 17:43	50
Isopropyl ether	<0.019		0.071	0.019	mg/Kg	✱	12/07/21 14:15	12/19/21 17:43	50
Isopropylbenzene	<0.027		0.071	0.027	mg/Kg	✱	12/07/21 14:15	12/19/21 17:43	50
Methyl tert-butyl ether	<0.028		0.071	0.028	mg/Kg	✱	12/07/21 14:15	12/19/21 17:43	50
Methylene Chloride	<0.11		0.35	0.11	mg/Kg	✱	12/07/21 14:15	12/19/21 17:43	50
Naphthalene	<0.024		0.071	0.024	mg/Kg	✱	12/07/21 14:15	12/19/21 17:43	50
n-Butylbenzene	<0.027		0.071	0.027	mg/Kg	✱	12/07/21 14:15	12/19/21 17:43	50
N-Propylbenzene	<0.029		0.071	0.029	mg/Kg	✱	12/07/21 14:15	12/19/21 17:43	50

Eurofins TestAmerica, Chicago

Client Sample Results

Client: K. Singh & Associates, Inc
 Project/Site: Community Within the Corridor East Block -
 40484

Job ID: 500-209658-1

Client Sample ID: 4. East Wall, North 6'

Lab Sample ID: 500-209658-4

Date Collected: 12/07/21 14:15

Matrix: Solid

Date Received: 12/11/21 12:40

Percent Solids: 82.1

Method: 8260B - Volatile Organic Compounds (GC/MS) (Continued)

Analyte	Result	Qualifier	RL	MDL	Unit	D	Prepared	Analyzed	Dil Fac
p-Isopropyltoluene	<0.026		0.071	0.026	mg/Kg	✳	12/07/21 14:15	12/19/21 17:43	50
sec-Butylbenzene	<0.028		0.071	0.028	mg/Kg	✳	12/07/21 14:15	12/19/21 17:43	50
Styrene	<0.027		0.071	0.027	mg/Kg	✳	12/07/21 14:15	12/19/21 17:43	50
tert-Butylbenzene	<0.028		0.071	0.028	mg/Kg	✳	12/07/21 14:15	12/19/21 17:43	50
Tetrachloroethene	<0.026		0.071	0.026	mg/Kg	✳	12/07/21 14:15	12/19/21 17:43	50
Toluene	0.012	J	0.018	0.010	mg/Kg	✳	12/07/21 14:15	12/19/21 17:43	50
trans-1,2-Dichloroethene	<0.025		0.071	0.025	mg/Kg	✳	12/07/21 14:15	12/19/21 17:43	50
trans-1,3-Dichloropropene	<0.026		0.071	0.026	mg/Kg	✳	12/07/21 14:15	12/19/21 17:43	50
Trichloroethene	<0.012		0.035	0.012	mg/Kg	✳	12/07/21 14:15	12/19/21 17:43	50
Trichlorofluoromethane	<0.030		0.071	0.030	mg/Kg	✳	12/07/21 14:15	12/19/21 17:43	50
Vinyl chloride	<0.018	*-	0.071	0.018	mg/Kg	✳	12/07/21 14:15	12/19/21 17:43	50
Xylenes, Total	<0.016		0.035	0.016	mg/Kg	✳	12/07/21 14:15	12/19/21 17:43	50

Surrogate	%Recovery	Qualifier	Limits	Prepared	Analyzed	Dil Fac
1,2-Dichloroethane-d4 (Surr)	92		75 - 126	12/07/21 14:15	12/19/21 17:43	50
4-Bromofluorobenzene (Surr)	86		72 - 124	12/07/21 14:15	12/19/21 17:43	50
Dibromofluoromethane (Surr)	88		75 - 120	12/07/21 14:15	12/19/21 17:43	50
Toluene-d8 (Surr)	96		75 - 120	12/07/21 14:15	12/19/21 17:43	50

Client Sample Results

Client: K. Singh & Associates, Inc
 Project/Site: Community Within the Corridor East Block -
 40484

Job ID: 500-209658-1

Client Sample ID: 5. North Wall, 5'

Lab Sample ID: 500-209658-5

Date Collected: 12/07/21 14:20

Matrix: Solid

Date Received: 12/11/21 12:40

Percent Solids: 83.3

Method: 8260B - Volatile Organic Compounds (GC/MS)

Analyte	Result	Qualifier	RL	MDL	Unit	D	Prepared	Analyzed	Dil Fac
1,1,1,2-Tetrachloroethane	<0.036		0.078	0.036	mg/Kg	✳	12/07/21 14:20	12/19/21 18:09	50
1,1,1-Trichloroethane	<0.029		0.078	0.029	mg/Kg	✳	12/07/21 14:20	12/19/21 18:09	50
1,1,2,2-Tetrachloroethane	<0.031		0.078	0.031	mg/Kg	✳	12/07/21 14:20	12/19/21 18:09	50
1,1,2-Trichloroethane	<0.027		0.078	0.027	mg/Kg	✳	12/07/21 14:20	12/19/21 18:09	50
1,1-Dichloroethane	<0.032		0.078	0.032	mg/Kg	✳	12/07/21 14:20	12/19/21 18:09	50
1,1-Dichloroethene	<0.030		0.078	0.030	mg/Kg	✳	12/07/21 14:20	12/19/21 18:09	50
1,1-Dichloropropene	<0.023		0.078	0.023	mg/Kg	✳	12/07/21 14:20	12/19/21 18:09	50
1,2,3-Trichlorobenzene	<0.036		0.078	0.036	mg/Kg	✳	12/07/21 14:20	12/19/21 18:09	50
1,2,3-Trichloropropane	<0.032		0.16	0.032	mg/Kg	✳	12/07/21 14:20	12/19/21 18:09	50
1,2,4-Trichlorobenzene	<0.027		0.078	0.027	mg/Kg	✳	12/07/21 14:20	12/19/21 18:09	50
1,2,4-Trimethylbenzene	<0.028		0.078	0.028	mg/Kg	✳	12/07/21 14:20	12/19/21 18:09	50
1,2-Dibromo-3-Chloropropane	<0.15		0.39	0.15	mg/Kg	✳	12/07/21 14:20	12/19/21 18:09	50
1,2-Dibromoethane	<0.030		0.078	0.030	mg/Kg	✳	12/07/21 14:20	12/19/21 18:09	50
1,2-Dichlorobenzene	<0.026		0.078	0.026	mg/Kg	✳	12/07/21 14:20	12/19/21 18:09	50
1,2-Dichloroethane	<0.030		0.078	0.030	mg/Kg	✳	12/07/21 14:20	12/19/21 18:09	50
1,2-Dichloropropane	<0.033		0.078	0.033	mg/Kg	✳	12/07/21 14:20	12/19/21 18:09	50
1,3,5-Trimethylbenzene	<0.029		0.078	0.029	mg/Kg	✳	12/07/21 14:20	12/19/21 18:09	50
1,3-Dichlorobenzene	<0.031		0.078	0.031	mg/Kg	✳	12/07/21 14:20	12/19/21 18:09	50
1,3-Dichloropropane	<0.028		0.078	0.028	mg/Kg	✳	12/07/21 14:20	12/19/21 18:09	50
1,4-Dichlorobenzene	<0.028		0.078	0.028	mg/Kg	✳	12/07/21 14:20	12/19/21 18:09	50
2,2-Dichloropropane	<0.034		0.078	0.034	mg/Kg	✳	12/07/21 14:20	12/19/21 18:09	50
2-Chlorotoluene	<0.024		0.078	0.024	mg/Kg	✳	12/07/21 14:20	12/19/21 18:09	50
4-Chlorotoluene	<0.027		0.078	0.027	mg/Kg	✳	12/07/21 14:20	12/19/21 18:09	50
Benzene	<0.011		0.019	0.011	mg/Kg	✳	12/07/21 14:20	12/19/21 18:09	50
Bromobenzene	<0.028		0.078	0.028	mg/Kg	✳	12/07/21 14:20	12/19/21 18:09	50
Bromochloromethane	<0.033		0.078	0.033	mg/Kg	✳	12/07/21 14:20	12/19/21 18:09	50
Bromodichloromethane	<0.029		0.078	0.029	mg/Kg	✳	12/07/21 14:20	12/19/21 18:09	50
Bromoform	<0.038	*	0.078	0.038	mg/Kg	✳	12/07/21 14:20	12/19/21 18:09	50
Bromomethane	<0.062		0.23	0.062	mg/Kg	✳	12/07/21 14:20	12/19/21 18:09	50
Carbon tetrachloride	<0.030		0.078	0.030	mg/Kg	✳	12/07/21 14:20	12/19/21 18:09	50
Chlorobenzene	<0.030		0.078	0.030	mg/Kg	✳	12/07/21 14:20	12/19/21 18:09	50
Chloroethane	<0.039		0.078	0.039	mg/Kg	✳	12/07/21 14:20	12/19/21 18:09	50
Chloroform	<0.029		0.16	0.029	mg/Kg	✳	12/07/21 14:20	12/19/21 18:09	50
Chloromethane	<0.025	*	0.078	0.025	mg/Kg	✳	12/07/21 14:20	12/19/21 18:09	50
cis-1,2-Dichloroethene	<0.032		0.078	0.032	mg/Kg	✳	12/07/21 14:20	12/19/21 18:09	50
cis-1,3-Dichloropropene	<0.032		0.078	0.032	mg/Kg	✳	12/07/21 14:20	12/19/21 18:09	50
Dibromochloromethane	<0.038		0.078	0.038	mg/Kg	✳	12/07/21 14:20	12/19/21 18:09	50
Dibromomethane	<0.021		0.078	0.021	mg/Kg	✳	12/07/21 14:20	12/19/21 18:09	50
Dichlorodifluoromethane	<0.052	*	0.23	0.052	mg/Kg	✳	12/07/21 14:20	12/19/21 18:09	50
Ethylbenzene	<0.014		0.019	0.014	mg/Kg	✳	12/07/21 14:20	12/19/21 18:09	50
Hexachlorobutadiene	<0.035		0.078	0.035	mg/Kg	✳	12/07/21 14:20	12/19/21 18:09	50
Isopropyl ether	<0.021		0.078	0.021	mg/Kg	✳	12/07/21 14:20	12/19/21 18:09	50
Isopropylbenzene	<0.030		0.078	0.030	mg/Kg	✳	12/07/21 14:20	12/19/21 18:09	50
Methyl tert-butyl ether	<0.031		0.078	0.031	mg/Kg	✳	12/07/21 14:20	12/19/21 18:09	50
Methylene Chloride	<0.13		0.39	0.13	mg/Kg	✳	12/07/21 14:20	12/19/21 18:09	50
Naphthalene	<0.026		0.078	0.026	mg/Kg	✳	12/07/21 14:20	12/19/21 18:09	50
n-Butylbenzene	<0.030		0.078	0.030	mg/Kg	✳	12/07/21 14:20	12/19/21 18:09	50
N-Propylbenzene	<0.032		0.078	0.032	mg/Kg	✳	12/07/21 14:20	12/19/21 18:09	50

Eurofins TestAmerica, Chicago

Client Sample Results

Client: K. Singh & Associates, Inc
 Project/Site: Community Within the Corridor East Block -
 40484

Job ID: 500-209658-1

Client Sample ID: 5. North Wall, 5'

Lab Sample ID: 500-209658-5

Date Collected: 12/07/21 14:20

Matrix: Solid

Date Received: 12/11/21 12:40

Percent Solids: 83.3

Method: 8260B - Volatile Organic Compounds (GC/MS) (Continued)

Analyte	Result	Qualifier	RL	MDL	Unit	D	Prepared	Analyzed	Dil Fac
p-Isopropyltoluene	<0.028		0.078	0.028	mg/Kg	✳	12/07/21 14:20	12/19/21 18:09	50
sec-Butylbenzene	<0.031		0.078	0.031	mg/Kg	✳	12/07/21 14:20	12/19/21 18:09	50
Styrene	<0.030		0.078	0.030	mg/Kg	✳	12/07/21 14:20	12/19/21 18:09	50
tert-Butylbenzene	<0.031		0.078	0.031	mg/Kg	✳	12/07/21 14:20	12/19/21 18:09	50
Tetrachloroethene	<0.029		0.078	0.029	mg/Kg	✳	12/07/21 14:20	12/19/21 18:09	50
Toluene	0.080		0.019	0.011	mg/Kg	✳	12/07/21 14:20	12/19/21 18:09	50
trans-1,2-Dichloroethene	<0.027		0.078	0.027	mg/Kg	✳	12/07/21 14:20	12/19/21 18:09	50
trans-1,3-Dichloropropene	<0.028		0.078	0.028	mg/Kg	✳	12/07/21 14:20	12/19/21 18:09	50
Trichloroethene	<0.013		0.039	0.013	mg/Kg	✳	12/07/21 14:20	12/19/21 18:09	50
Trichlorofluoromethane	<0.033		0.078	0.033	mg/Kg	✳	12/07/21 14:20	12/19/21 18:09	50
Vinyl chloride	<0.020	*-	0.078	0.020	mg/Kg	✳	12/07/21 14:20	12/19/21 18:09	50
Xylenes, Total	<0.017		0.039	0.017	mg/Kg	✳	12/07/21 14:20	12/19/21 18:09	50

Surrogate	%Recovery	Qualifier	Limits	Prepared	Analyzed	Dil Fac
1,2-Dichloroethane-d4 (Surr)	89		75 - 126	12/07/21 14:20	12/19/21 18:09	50
4-Bromofluorobenzene (Surr)	86		72 - 124	12/07/21 14:20	12/19/21 18:09	50
Dibromofluoromethane (Surr)	87		75 - 120	12/07/21 14:20	12/19/21 18:09	50
Toluene-d8 (Surr)	95		75 - 120	12/07/21 14:20	12/19/21 18:09	50

Client Sample Results

Client: K. Singh & Associates, Inc
 Project/Site: Community Within the Corridor East Block -
 40484

Job ID: 500-209658-1

Client Sample ID: 6. West Wall, North, 4'

Lab Sample ID: 500-209658-6

Date Collected: 12/07/21 14:25

Matrix: Solid

Date Received: 12/11/21 12:40

Percent Solids: 89.8

Method: 8260B - Volatile Organic Compounds (GC/MS)

Analyte	Result	Qualifier	RL	MDL	Unit	D	Prepared	Analyzed	Dil Fac
1,1,1,2-Tetrachloroethane	<0.028		0.061	0.028	mg/Kg	✳	12/07/21 14:25	12/19/21 18:35	50
1,1,1-Trichloroethane	<0.023		0.061	0.023	mg/Kg	✳	12/07/21 14:25	12/19/21 18:35	50
1,1,2,2-Tetrachloroethane	<0.024		0.061	0.024	mg/Kg	✳	12/07/21 14:25	12/19/21 18:35	50
1,1,2-Trichloroethane	<0.021		0.061	0.021	mg/Kg	✳	12/07/21 14:25	12/19/21 18:35	50
1,1-Dichloroethane	<0.025		0.061	0.025	mg/Kg	✳	12/07/21 14:25	12/19/21 18:35	50
1,1-Dichloroethene	<0.024		0.061	0.024	mg/Kg	✳	12/07/21 14:25	12/19/21 18:35	50
1,1-Dichloropropene	<0.018		0.061	0.018	mg/Kg	✳	12/07/21 14:25	12/19/21 18:35	50
1,2,3-Trichlorobenzene	<0.028		0.061	0.028	mg/Kg	✳	12/07/21 14:25	12/19/21 18:35	50
1,2,3-Trichloropropane	<0.025		0.12	0.025	mg/Kg	✳	12/07/21 14:25	12/19/21 18:35	50
1,2,4-Trichlorobenzene	<0.021		0.061	0.021	mg/Kg	✳	12/07/21 14:25	12/19/21 18:35	50
1,2,4-Trimethylbenzene	<0.022		0.061	0.022	mg/Kg	✳	12/07/21 14:25	12/19/21 18:35	50
1,2-Dibromo-3-Chloropropane	<0.12		0.30	0.12	mg/Kg	✳	12/07/21 14:25	12/19/21 18:35	50
1,2-Dibromoethane	<0.023		0.061	0.023	mg/Kg	✳	12/07/21 14:25	12/19/21 18:35	50
1,2-Dichlorobenzene	<0.020		0.061	0.020	mg/Kg	✳	12/07/21 14:25	12/19/21 18:35	50
1,2-Dichloroethane	<0.024		0.061	0.024	mg/Kg	✳	12/07/21 14:25	12/19/21 18:35	50
1,2-Dichloropropane	<0.026		0.061	0.026	mg/Kg	✳	12/07/21 14:25	12/19/21 18:35	50
1,3,5-Trimethylbenzene	<0.023		0.061	0.023	mg/Kg	✳	12/07/21 14:25	12/19/21 18:35	50
1,3-Dichlorobenzene	<0.024		0.061	0.024	mg/Kg	✳	12/07/21 14:25	12/19/21 18:35	50
1,3-Dichloropropane	<0.022		0.061	0.022	mg/Kg	✳	12/07/21 14:25	12/19/21 18:35	50
1,4-Dichlorobenzene	<0.022		0.061	0.022	mg/Kg	✳	12/07/21 14:25	12/19/21 18:35	50
2,2-Dichloropropane	<0.027		0.061	0.027	mg/Kg	✳	12/07/21 14:25	12/19/21 18:35	50
2-Chlorotoluene	<0.019		0.061	0.019	mg/Kg	✳	12/07/21 14:25	12/19/21 18:35	50
4-Chlorotoluene	<0.021		0.061	0.021	mg/Kg	✳	12/07/21 14:25	12/19/21 18:35	50
Benzene	<0.0089		0.015	0.0089	mg/Kg	✳	12/07/21 14:25	12/19/21 18:35	50
Bromobenzene	<0.022		0.061	0.022	mg/Kg	✳	12/07/21 14:25	12/19/21 18:35	50
Bromochloromethane	<0.026		0.061	0.026	mg/Kg	✳	12/07/21 14:25	12/19/21 18:35	50
Bromodichloromethane	<0.023		0.061	0.023	mg/Kg	✳	12/07/21 14:25	12/19/21 18:35	50
Bromoform	<0.029	*	0.061	0.029	mg/Kg	✳	12/07/21 14:25	12/19/21 18:35	50
Bromomethane	<0.048		0.18	0.048	mg/Kg	✳	12/07/21 14:25	12/19/21 18:35	50
Carbon tetrachloride	<0.023		0.061	0.023	mg/Kg	✳	12/07/21 14:25	12/19/21 18:35	50
Chlorobenzene	<0.023		0.061	0.023	mg/Kg	✳	12/07/21 14:25	12/19/21 18:35	50
Chloroethane	<0.031		0.061	0.031	mg/Kg	✳	12/07/21 14:25	12/19/21 18:35	50
Chloroform	<0.023		0.12	0.023	mg/Kg	✳	12/07/21 14:25	12/19/21 18:35	50
Chloromethane	<0.019	*	0.061	0.019	mg/Kg	✳	12/07/21 14:25	12/19/21 18:35	50
cis-1,2-Dichloroethene	<0.025		0.061	0.025	mg/Kg	✳	12/07/21 14:25	12/19/21 18:35	50
cis-1,3-Dichloropropene	<0.025		0.061	0.025	mg/Kg	✳	12/07/21 14:25	12/19/21 18:35	50
Dibromochloromethane	<0.030		0.061	0.030	mg/Kg	✳	12/07/21 14:25	12/19/21 18:35	50
Dibromomethane	<0.016		0.061	0.016	mg/Kg	✳	12/07/21 14:25	12/19/21 18:35	50
Dichlorodifluoromethane	<0.041	*	0.18	0.041	mg/Kg	✳	12/07/21 14:25	12/19/21 18:35	50
Ethylbenzene	<0.011		0.015	0.011	mg/Kg	✳	12/07/21 14:25	12/19/21 18:35	50
Hexachlorobutadiene	<0.027		0.061	0.027	mg/Kg	✳	12/07/21 14:25	12/19/21 18:35	50
Isopropyl ether	<0.017		0.061	0.017	mg/Kg	✳	12/07/21 14:25	12/19/21 18:35	50
Isopropylbenzene	<0.023		0.061	0.023	mg/Kg	✳	12/07/21 14:25	12/19/21 18:35	50
Methyl tert-butyl ether	<0.024		0.061	0.024	mg/Kg	✳	12/07/21 14:25	12/19/21 18:35	50
Methylene Chloride	<0.099		0.30	0.099	mg/Kg	✳	12/07/21 14:25	12/19/21 18:35	50
Naphthalene	<0.020		0.061	0.020	mg/Kg	✳	12/07/21 14:25	12/19/21 18:35	50
n-Butylbenzene	<0.024		0.061	0.024	mg/Kg	✳	12/07/21 14:25	12/19/21 18:35	50
N-Propylbenzene	<0.025		0.061	0.025	mg/Kg	✳	12/07/21 14:25	12/19/21 18:35	50

Eurofins TestAmerica, Chicago

Client Sample Results

Client: K. Singh & Associates, Inc
 Project/Site: Community Within the Corridor East Block -
 40484

Job ID: 500-209658-1

Client Sample ID: 6. West Wall, North, 4'

Lab Sample ID: 500-209658-6

Date Collected: 12/07/21 14:25

Matrix: Solid

Date Received: 12/11/21 12:40

Percent Solids: 89.8

Method: 8260B - Volatile Organic Compounds (GC/MS) (Continued)

Analyte	Result	Qualifier	RL	MDL	Unit	D	Prepared	Analyzed	Dil Fac
p-Isopropyltoluene	<0.022		0.061	0.022	mg/Kg	✳	12/07/21 14:25	12/19/21 18:35	50
sec-Butylbenzene	<0.024		0.061	0.024	mg/Kg	✳	12/07/21 14:25	12/19/21 18:35	50
Styrene	<0.023		0.061	0.023	mg/Kg	✳	12/07/21 14:25	12/19/21 18:35	50
tert-Butylbenzene	<0.024		0.061	0.024	mg/Kg	✳	12/07/21 14:25	12/19/21 18:35	50
Tetrachloroethene	<0.023		0.061	0.023	mg/Kg	✳	12/07/21 14:25	12/19/21 18:35	50
Toluene	0.016		0.015	0.0089	mg/Kg	✳	12/07/21 14:25	12/19/21 18:35	50
trans-1,2-Dichloroethene	<0.021		0.061	0.021	mg/Kg	✳	12/07/21 14:25	12/19/21 18:35	50
trans-1,3-Dichloropropene	<0.022		0.061	0.022	mg/Kg	✳	12/07/21 14:25	12/19/21 18:35	50
Trichloroethene	<0.010		0.030	0.010	mg/Kg	✳	12/07/21 14:25	12/19/21 18:35	50
Trichlorofluoromethane	<0.026		0.061	0.026	mg/Kg	✳	12/07/21 14:25	12/19/21 18:35	50
Vinyl chloride	<0.016	*-	0.061	0.016	mg/Kg	✳	12/07/21 14:25	12/19/21 18:35	50
Xylenes, Total	<0.013		0.030	0.013	mg/Kg	✳	12/07/21 14:25	12/19/21 18:35	50

Surrogate	%Recovery	Qualifier	Limits	Prepared	Analyzed	Dil Fac
1,2-Dichloroethane-d4 (Surr)	91		75 - 126	12/07/21 14:25	12/19/21 18:35	50
4-Bromofluorobenzene (Surr)	86		72 - 124	12/07/21 14:25	12/19/21 18:35	50
Dibromofluoromethane (Surr)	88		75 - 120	12/07/21 14:25	12/19/21 18:35	50
Toluene-d8 (Surr)	97		75 - 120	12/07/21 14:25	12/19/21 18:35	50

Client Sample Results

Client: K. Singh & Associates, Inc
 Project/Site: Community Within the Corridor East Block -
 40484

Job ID: 500-209658-1

Client Sample ID: 7. West Wall, South, 8'

Lab Sample ID: 500-209658-7

Date Collected: 12/07/21 14:30

Matrix: Solid

Date Received: 12/11/21 12:40

Percent Solids: 87.6

Method: 8260B - Volatile Organic Compounds (GC/MS)

Analyte	Result	Qualifier	RL	MDL	Unit	D	Prepared	Analyzed	Dil Fac
1,1,1,2-Tetrachloroethane	<0.029		0.063	0.029	mg/Kg	✳	12/07/21 14:30	12/19/21 19:01	50
1,1,1-Trichloroethane	<0.024		0.063	0.024	mg/Kg	✳	12/07/21 14:30	12/19/21 19:01	50
1,1,2,2-Tetrachloroethane	<0.025		0.063	0.025	mg/Kg	✳	12/07/21 14:30	12/19/21 19:01	50
1,1,2-Trichloroethane	<0.022		0.063	0.022	mg/Kg	✳	12/07/21 14:30	12/19/21 19:01	50
1,1-Dichloroethane	<0.026		0.063	0.026	mg/Kg	✳	12/07/21 14:30	12/19/21 19:01	50
1,1-Dichloroethene	<0.025		0.063	0.025	mg/Kg	✳	12/07/21 14:30	12/19/21 19:01	50
1,1-Dichloropropene	<0.019		0.063	0.019	mg/Kg	✳	12/07/21 14:30	12/19/21 19:01	50
1,2,3-Trichlorobenzene	<0.029		0.063	0.029	mg/Kg	✳	12/07/21 14:30	12/19/21 19:01	50
1,2,3-Trichloropropane	<0.026		0.13	0.026	mg/Kg	✳	12/07/21 14:30	12/19/21 19:01	50
1,2,4-Trichlorobenzene	<0.022		0.063	0.022	mg/Kg	✳	12/07/21 14:30	12/19/21 19:01	50
1,2,4-Trimethylbenzene	<0.023		0.063	0.023	mg/Kg	✳	12/07/21 14:30	12/19/21 19:01	50
1,2-Dibromo-3-Chloropropane	<0.13		0.32	0.13	mg/Kg	✳	12/07/21 14:30	12/19/21 19:01	50
1,2-Dibromoethane	<0.024		0.063	0.024	mg/Kg	✳	12/07/21 14:30	12/19/21 19:01	50
1,2-Dichlorobenzene	<0.021		0.063	0.021	mg/Kg	✳	12/07/21 14:30	12/19/21 19:01	50
1,2-Dichloroethane	<0.025		0.063	0.025	mg/Kg	✳	12/07/21 14:30	12/19/21 19:01	50
1,2-Dichloropropane	<0.027		0.063	0.027	mg/Kg	✳	12/07/21 14:30	12/19/21 19:01	50
1,3,5-Trimethylbenzene	<0.024		0.063	0.024	mg/Kg	✳	12/07/21 14:30	12/19/21 19:01	50
1,3-Dichlorobenzene	<0.025		0.063	0.025	mg/Kg	✳	12/07/21 14:30	12/19/21 19:01	50
1,3-Dichloropropane	<0.023		0.063	0.023	mg/Kg	✳	12/07/21 14:30	12/19/21 19:01	50
1,4-Dichlorobenzene	<0.023		0.063	0.023	mg/Kg	✳	12/07/21 14:30	12/19/21 19:01	50
2,2-Dichloropropane	<0.028		0.063	0.028	mg/Kg	✳	12/07/21 14:30	12/19/21 19:01	50
2-Chlorotoluene	<0.020		0.063	0.020	mg/Kg	✳	12/07/21 14:30	12/19/21 19:01	50
4-Chlorotoluene	<0.022		0.063	0.022	mg/Kg	✳	12/07/21 14:30	12/19/21 19:01	50
Benzene	<0.0092		0.016	0.0092	mg/Kg	✳	12/07/21 14:30	12/19/21 19:01	50
Bromobenzene	<0.022		0.063	0.022	mg/Kg	✳	12/07/21 14:30	12/19/21 19:01	50
Bromochloromethane	<0.027		0.063	0.027	mg/Kg	✳	12/07/21 14:30	12/19/21 19:01	50
Bromodichloromethane	<0.024		0.063	0.024	mg/Kg	✳	12/07/21 14:30	12/19/21 19:01	50
Bromoform	<0.031	*	0.063	0.031	mg/Kg	✳	12/07/21 14:30	12/19/21 19:01	50
Bromomethane	<0.050		0.19	0.050	mg/Kg	✳	12/07/21 14:30	12/19/21 19:01	50
Carbon tetrachloride	<0.024		0.063	0.024	mg/Kg	✳	12/07/21 14:30	12/19/21 19:01	50
Chlorobenzene	<0.024		0.063	0.024	mg/Kg	✳	12/07/21 14:30	12/19/21 19:01	50
Chloroethane	<0.032		0.063	0.032	mg/Kg	✳	12/07/21 14:30	12/19/21 19:01	50
Chloroform	<0.023		0.13	0.023	mg/Kg	✳	12/07/21 14:30	12/19/21 19:01	50
Chloromethane	<0.020	*	0.063	0.020	mg/Kg	✳	12/07/21 14:30	12/19/21 19:01	50
cis-1,2-Dichloroethene	<0.026		0.063	0.026	mg/Kg	✳	12/07/21 14:30	12/19/21 19:01	50
cis-1,3-Dichloropropene	<0.026		0.063	0.026	mg/Kg	✳	12/07/21 14:30	12/19/21 19:01	50
Dibromochloromethane	<0.031		0.063	0.031	mg/Kg	✳	12/07/21 14:30	12/19/21 19:01	50
Dibromomethane	<0.017		0.063	0.017	mg/Kg	✳	12/07/21 14:30	12/19/21 19:01	50
Dichlorodifluoromethane	<0.043	*	0.19	0.043	mg/Kg	✳	12/07/21 14:30	12/19/21 19:01	50
Ethylbenzene	<0.012		0.016	0.012	mg/Kg	✳	12/07/21 14:30	12/19/21 19:01	50
Hexachlorobutadiene	<0.028		0.063	0.028	mg/Kg	✳	12/07/21 14:30	12/19/21 19:01	50
Isopropyl ether	<0.017		0.063	0.017	mg/Kg	✳	12/07/21 14:30	12/19/21 19:01	50
Isopropylbenzene	<0.024		0.063	0.024	mg/Kg	✳	12/07/21 14:30	12/19/21 19:01	50
Methyl tert-butyl ether	<0.025		0.063	0.025	mg/Kg	✳	12/07/21 14:30	12/19/21 19:01	50
Methylene Chloride	<0.10		0.32	0.10	mg/Kg	✳	12/07/21 14:30	12/19/21 19:01	50
Naphthalene	<0.021		0.063	0.021	mg/Kg	✳	12/07/21 14:30	12/19/21 19:01	50
n-Butylbenzene	<0.025		0.063	0.025	mg/Kg	✳	12/07/21 14:30	12/19/21 19:01	50
N-Propylbenzene	<0.026		0.063	0.026	mg/Kg	✳	12/07/21 14:30	12/19/21 19:01	50

Eurofins TestAmerica, Chicago

Client Sample Results

Client: K. Singh & Associates, Inc
 Project/Site: Community Within the Corridor East Block -
 40484

Job ID: 500-209658-1

Client Sample ID: 7. West Wall, South, 8'

Lab Sample ID: 500-209658-7

Date Collected: 12/07/21 14:30

Matrix: Solid

Date Received: 12/11/21 12:40

Percent Solids: 87.6

Method: 8260B - Volatile Organic Compounds (GC/MS) (Continued)

Analyte	Result	Qualifier	RL	MDL	Unit	D	Prepared	Analyzed	Dil Fac
p-Isopropyltoluene	<0.023		0.063	0.023	mg/Kg	✳	12/07/21 14:30	12/19/21 19:01	50
sec-Butylbenzene	<0.025		0.063	0.025	mg/Kg	✳	12/07/21 14:30	12/19/21 19:01	50
Styrene	<0.024		0.063	0.024	mg/Kg	✳	12/07/21 14:30	12/19/21 19:01	50
tert-Butylbenzene	<0.025		0.063	0.025	mg/Kg	✳	12/07/21 14:30	12/19/21 19:01	50
Tetrachloroethene	<0.023		0.063	0.023	mg/Kg	✳	12/07/21 14:30	12/19/21 19:01	50
Toluene	0.026		0.016	0.0093	mg/Kg	✳	12/07/21 14:30	12/19/21 19:01	50
trans-1,2-Dichloroethene	<0.022		0.063	0.022	mg/Kg	✳	12/07/21 14:30	12/19/21 19:01	50
trans-1,3-Dichloropropene	<0.023		0.063	0.023	mg/Kg	✳	12/07/21 14:30	12/19/21 19:01	50
Trichloroethene	<0.010		0.032	0.010	mg/Kg	✳	12/07/21 14:30	12/19/21 19:01	50
Trichlorofluoromethane	<0.027		0.063	0.027	mg/Kg	✳	12/07/21 14:30	12/19/21 19:01	50
Vinyl chloride	<0.017	*-	0.063	0.017	mg/Kg	✳	12/07/21 14:30	12/19/21 19:01	50
Xylenes, Total	<0.014		0.032	0.014	mg/Kg	✳	12/07/21 14:30	12/19/21 19:01	50
Surrogate	%Recovery	Qualifier	Limits				Prepared	Analyzed	Dil Fac
1,2-Dichloroethane-d4 (Surr)	93		75 - 126				12/07/21 14:30	12/19/21 19:01	50
4-Bromofluorobenzene (Surr)	85		72 - 124				12/07/21 14:30	12/19/21 19:01	50
Dibromofluoromethane (Surr)	88		75 - 120				12/07/21 14:30	12/19/21 19:01	50
Toluene-d8 (Surr)	95		75 - 120				12/07/21 14:30	12/19/21 19:01	50

Client Sample Results

Client: K. Singh & Associates, Inc
 Project/Site: Community Within the Corridor East Block -
 40484

Job ID: 500-209658-1

Client Sample ID: 8. South Wall, 7'

Lab Sample ID: 500-209658-8

Date Collected: 12/07/21 14:35

Matrix: Solid

Date Received: 12/11/21 12:40

Percent Solids: 83.3

Method: 8260B - Volatile Organic Compounds (GC/MS)

Analyte	Result	Qualifier	RL	MDL	Unit	D	Prepared	Analyzed	Dil Fac
1,1,1,2-Tetrachloroethane	<0.032		0.070	0.032	mg/Kg	✳	12/07/21 14:35	12/19/21 19:27	50
1,1,1-Trichloroethane	<0.027		0.070	0.027	mg/Kg	✳	12/07/21 14:35	12/19/21 19:27	50
1,1,2,2-Tetrachloroethane	<0.028		0.070	0.028	mg/Kg	✳	12/07/21 14:35	12/19/21 19:27	50
1,1,2-Trichloroethane	<0.025		0.070	0.025	mg/Kg	✳	12/07/21 14:35	12/19/21 19:27	50
1,1-Dichloroethane	<0.029		0.070	0.029	mg/Kg	✳	12/07/21 14:35	12/19/21 19:27	50
1,1-Dichloroethene	<0.027		0.070	0.027	mg/Kg	✳	12/07/21 14:35	12/19/21 19:27	50
1,1-Dichloropropene	<0.021		0.070	0.021	mg/Kg	✳	12/07/21 14:35	12/19/21 19:27	50
1,2,3-Trichlorobenzene	<0.032		0.070	0.032	mg/Kg	✳	12/07/21 14:35	12/19/21 19:27	50
1,2,3-Trichloropropane	<0.029		0.14	0.029	mg/Kg	✳	12/07/21 14:35	12/19/21 19:27	50
1,2,4-Trichlorobenzene	<0.024		0.070	0.024	mg/Kg	✳	12/07/21 14:35	12/19/21 19:27	50
1,2,4-Trimethylbenzene	<0.025		0.070	0.025	mg/Kg	✳	12/07/21 14:35	12/19/21 19:27	50
1,2-Dibromo-3-Chloropropane	<0.14		0.35	0.14	mg/Kg	✳	12/07/21 14:35	12/19/21 19:27	50
1,2-Dibromoethane	<0.027		0.070	0.027	mg/Kg	✳	12/07/21 14:35	12/19/21 19:27	50
1,2-Dichlorobenzene	<0.023		0.070	0.023	mg/Kg	✳	12/07/21 14:35	12/19/21 19:27	50
1,2-Dichloroethane	<0.027		0.070	0.027	mg/Kg	✳	12/07/21 14:35	12/19/21 19:27	50
1,2-Dichloropropane	<0.030		0.070	0.030	mg/Kg	✳	12/07/21 14:35	12/19/21 19:27	50
1,3,5-Trimethylbenzene	<0.027		0.070	0.027	mg/Kg	✳	12/07/21 14:35	12/19/21 19:27	50
1,3-Dichlorobenzene	<0.028		0.070	0.028	mg/Kg	✳	12/07/21 14:35	12/19/21 19:27	50
1,3-Dichloropropane	<0.025		0.070	0.025	mg/Kg	✳	12/07/21 14:35	12/19/21 19:27	50
1,4-Dichlorobenzene	<0.025		0.070	0.025	mg/Kg	✳	12/07/21 14:35	12/19/21 19:27	50
2,2-Dichloropropane	<0.031		0.070	0.031	mg/Kg	✳	12/07/21 14:35	12/19/21 19:27	50
2-Chlorotoluene	<0.022		0.070	0.022	mg/Kg	✳	12/07/21 14:35	12/19/21 19:27	50
4-Chlorotoluene	<0.024		0.070	0.024	mg/Kg	✳	12/07/21 14:35	12/19/21 19:27	50
Benzene	<0.010		0.017	0.010	mg/Kg	✳	12/07/21 14:35	12/19/21 19:27	50
Bromobenzene	<0.025		0.070	0.025	mg/Kg	✳	12/07/21 14:35	12/19/21 19:27	50
Bromochloromethane	<0.030		0.070	0.030	mg/Kg	✳	12/07/21 14:35	12/19/21 19:27	50
Bromodichloromethane	<0.026		0.070	0.026	mg/Kg	✳	12/07/21 14:35	12/19/21 19:27	50
Bromoform	<0.034	*	0.070	0.034	mg/Kg	✳	12/07/21 14:35	12/19/21 19:27	50
Bromomethane	<0.056		0.21	0.056	mg/Kg	✳	12/07/21 14:35	12/19/21 19:27	50
Carbon tetrachloride	<0.027		0.070	0.027	mg/Kg	✳	12/07/21 14:35	12/19/21 19:27	50
Chlorobenzene	<0.027		0.070	0.027	mg/Kg	✳	12/07/21 14:35	12/19/21 19:27	50
Chloroethane	<0.035		0.070	0.035	mg/Kg	✳	12/07/21 14:35	12/19/21 19:27	50
Chloroform	<0.026		0.14	0.026	mg/Kg	✳	12/07/21 14:35	12/19/21 19:27	50
Chloromethane	<0.022	*	0.070	0.022	mg/Kg	✳	12/07/21 14:35	12/19/21 19:27	50
cis-1,2-Dichloroethene	<0.028		0.070	0.028	mg/Kg	✳	12/07/21 14:35	12/19/21 19:27	50
cis-1,3-Dichloropropene	<0.029		0.070	0.029	mg/Kg	✳	12/07/21 14:35	12/19/21 19:27	50
Dibromochloromethane	<0.034		0.070	0.034	mg/Kg	✳	12/07/21 14:35	12/19/21 19:27	50
Dibromomethane	<0.019		0.070	0.019	mg/Kg	✳	12/07/21 14:35	12/19/21 19:27	50
Dichlorodifluoromethane	<0.047	*	0.21	0.047	mg/Kg	✳	12/07/21 14:35	12/19/21 19:27	50
Ethylbenzene	<0.013		0.017	0.013	mg/Kg	✳	12/07/21 14:35	12/19/21 19:27	50
Hexachlorobutadiene	<0.031		0.070	0.031	mg/Kg	✳	12/07/21 14:35	12/19/21 19:27	50
Isopropyl ether	<0.019		0.070	0.019	mg/Kg	✳	12/07/21 14:35	12/19/21 19:27	50
Isopropylbenzene	<0.027		0.070	0.027	mg/Kg	✳	12/07/21 14:35	12/19/21 19:27	50
Methyl tert-butyl ether	<0.027		0.070	0.027	mg/Kg	✳	12/07/21 14:35	12/19/21 19:27	50
Methylene Chloride	<0.11		0.35	0.11	mg/Kg	✳	12/07/21 14:35	12/19/21 19:27	50
Naphthalene	<0.023		0.070	0.023	mg/Kg	✳	12/07/21 14:35	12/19/21 19:27	50
n-Butylbenzene	<0.027		0.070	0.027	mg/Kg	✳	12/07/21 14:35	12/19/21 19:27	50
N-Propylbenzene	<0.029		0.070	0.029	mg/Kg	✳	12/07/21 14:35	12/19/21 19:27	50

Eurofins TestAmerica, Chicago

Client Sample Results

Client: K. Singh & Associates, Inc
 Project/Site: Community Within the Corridor East Block -
 40484

Job ID: 500-209658-1

Client Sample ID: 8. South Wall, 7'

Lab Sample ID: 500-209658-8

Date Collected: 12/07/21 14:35

Matrix: Solid

Date Received: 12/11/21 12:40

Percent Solids: 83.3

Method: 8260B - Volatile Organic Compounds (GC/MS) (Continued)

Analyte	Result	Qualifier	RL	MDL	Unit	D	Prepared	Analyzed	Dil Fac
p-Isopropyltoluene	<0.025		0.070	0.025	mg/Kg	✳	12/07/21 14:35	12/19/21 19:27	50
sec-Butylbenzene	<0.028		0.070	0.028	mg/Kg	✳	12/07/21 14:35	12/19/21 19:27	50
Styrene	<0.027		0.070	0.027	mg/Kg	✳	12/07/21 14:35	12/19/21 19:27	50
tert-Butylbenzene	<0.028		0.070	0.028	mg/Kg	✳	12/07/21 14:35	12/19/21 19:27	50
Tetrachloroethene	<0.026		0.070	0.026	mg/Kg	✳	12/07/21 14:35	12/19/21 19:27	50
Toluene	<0.010		0.017	0.010	mg/Kg	✳	12/07/21 14:35	12/19/21 19:27	50
trans-1,2-Dichloroethene	<0.024		0.070	0.024	mg/Kg	✳	12/07/21 14:35	12/19/21 19:27	50
trans-1,3-Dichloropropene	<0.025		0.070	0.025	mg/Kg	✳	12/07/21 14:35	12/19/21 19:27	50
Trichloroethene	<0.011		0.035	0.011	mg/Kg	✳	12/07/21 14:35	12/19/21 19:27	50
Trichlorofluoromethane	<0.030		0.070	0.030	mg/Kg	✳	12/07/21 14:35	12/19/21 19:27	50
Vinyl chloride	<0.018	*-	0.070	0.018	mg/Kg	✳	12/07/21 14:35	12/19/21 19:27	50
Xylenes, Total	<0.015		0.035	0.015	mg/Kg	✳	12/07/21 14:35	12/19/21 19:27	50

Surrogate	%Recovery	Qualifier	Limits	Prepared	Analyzed	Dil Fac
1,2-Dichloroethane-d4 (Surr)	90		75 - 126	12/07/21 14:35	12/19/21 19:27	50
4-Bromofluorobenzene (Surr)	87		72 - 124	12/07/21 14:35	12/19/21 19:27	50
Dibromofluoromethane (Surr)	85		75 - 120	12/07/21 14:35	12/19/21 19:27	50
Toluene-d8 (Surr)	98		75 - 120	12/07/21 14:35	12/19/21 19:27	50

Definitions/Glossary

Client: K. Singh & Associates, Inc
Project/Site: Community Within the Corridor East Block -
40484

Job ID: 500-209658-1

Qualifiers

GC/MS VOA

Qualifier	Qualifier Description
*-	LCS and/or LCSD is outside acceptance limits, low biased.
*+	LCS and/or LCSD is outside acceptance limits, high biased.
J	Result is less than the RL but greater than or equal to the MDL and the concentration is an approximate value.

Glossary

Abbreviation	These commonly used abbreviations may or may not be present in this report.
α	Listed under the "D" column to designate that the result is reported on a dry weight basis
%R	Percent Recovery
CFI	Contains Free Liquid
CFU	Colony Forming Unit
CNF	Contains No Free Liquid
DER	Duplicate Error Ratio (normalized absolute difference)
Dil Fac	Dilution Factor
DL	Detection Limit (DoD/DOE)
DL, RA, RE, IN	Indicates a Dilution, Re-analysis, Re-extraction, or additional Initial metals/anion analysis of the sample
DLC	Decision Level Concentration (Radiochemistry)
EDL	Estimated Detection Limit (Dioxin)
LOD	Limit of Detection (DoD/DOE)
LOQ	Limit of Quantitation (DoD/DOE)
MCL	EPA recommended "Maximum Contaminant Level"
MDA	Minimum Detectable Activity (Radiochemistry)
MDC	Minimum Detectable Concentration (Radiochemistry)
MDL	Method Detection Limit
ML	Minimum Level (Dioxin)
MPN	Most Probable Number
MQL	Method Quantitation Limit
NC	Not Calculated
ND	Not Detected at the reporting limit (or MDL or EDL if shown)
NEG	Negative / Absent
POS	Positive / Present
PQL	Practical Quantitation Limit
PRES	Presumptive
QC	Quality Control
RER	Relative Error Ratio (Radiochemistry)
RL	Reporting Limit or Requested Limit (Radiochemistry)
RPD	Relative Percent Difference, a measure of the relative difference between two points
TEF	Toxicity Equivalent Factor (Dioxin)
TEQ	Toxicity Equivalent Quotient (Dioxin)
TNTC	Too Numerous To Count

QC Association Summary

Client: K. Singh & Associates, Inc
Project/Site: Community Within the Corridor East Block -
40484

Job ID: 500-209658-1

GC/MS VOA

Prep Batch: 633267

Lab Sample ID	Client Sample ID	Prep Type	Matrix	Method	Prep Batch
500-209658-1	1. South Bottom, 15'	Total/NA	Solid	5035	
500-209658-2	2. North Bottom, 14'	Total/NA	Solid	5035	
500-209658-3	3. East Wall, South 6'	Total/NA	Solid	5035	
500-209658-4	4. East Wall, North 6'	Total/NA	Solid	5035	
500-209658-5	5. North Wall, 5'	Total/NA	Solid	5035	
500-209658-6	6. West Wall, North, 4'	Total/NA	Solid	5035	
500-209658-7	7. West Wall, South, 8'	Total/NA	Solid	5035	
500-209658-8	8. South Wall, 7'	Total/NA	Solid	5035	
LB3 500-633267/21-A	Method Blank	Total/NA	Solid	5035	
LCS 500-633267/22-A	Lab Control Sample	Total/NA	Solid	5035	

Analysis Batch: 634198

Lab Sample ID	Client Sample ID	Prep Type	Matrix	Method	Prep Batch
LB3 500-633267/21-A	Method Blank	Total/NA	Solid	8260B	633267
MB 500-634198/6	Method Blank	Total/NA	Solid	8260B	
LCS 500-633267/22-A	Lab Control Sample	Total/NA	Solid	8260B	633267
LCS 500-634198/4	Lab Control Sample	Total/NA	Solid	8260B	

Analysis Batch: 634408

Lab Sample ID	Client Sample ID	Prep Type	Matrix	Method	Prep Batch
500-209658-1	1. South Bottom, 15'	Total/NA	Solid	8260B	633267
500-209658-2	2. North Bottom, 14'	Total/NA	Solid	8260B	633267
500-209658-3	3. East Wall, South 6'	Total/NA	Solid	8260B	633267
500-209658-4	4. East Wall, North 6'	Total/NA	Solid	8260B	633267
500-209658-5	5. North Wall, 5'	Total/NA	Solid	8260B	633267
500-209658-6	6. West Wall, North, 4'	Total/NA	Solid	8260B	633267
500-209658-7	7. West Wall, South, 8'	Total/NA	Solid	8260B	633267
500-209658-8	8. South Wall, 7'	Total/NA	Solid	8260B	633267
MB 500-634408/6	Method Blank	Total/NA	Solid	8260B	
LCS 500-634408/7	Lab Control Sample	Total/NA	Solid	8260B	

General Chemistry

Analysis Batch: 633834

Lab Sample ID	Client Sample ID	Prep Type	Matrix	Method	Prep Batch
500-209658-1	1. South Bottom, 15'	Total/NA	Solid	Moisture	
500-209658-2	2. North Bottom, 14'	Total/NA	Solid	Moisture	
500-209658-3	3. East Wall, South 6'	Total/NA	Solid	Moisture	
500-209658-4	4. East Wall, North 6'	Total/NA	Solid	Moisture	
500-209658-5	5. North Wall, 5'	Total/NA	Solid	Moisture	
500-209658-6	6. West Wall, North, 4'	Total/NA	Solid	Moisture	
500-209658-7	7. West Wall, South, 8'	Total/NA	Solid	Moisture	
500-209658-8	8. South Wall, 7'	Total/NA	Solid	Moisture	

Surrogate Summary

Client: K. Singh & Associates, Inc
Project/Site: Community Within the Corridor East Block -
40484

Job ID: 500-209658-1

Method: 8260B - Volatile Organic Compounds (GC/MS)

Matrix: Solid

Prep Type: Total/NA

Percent Surrogate Recovery (Acceptance Limits)

Lab Sample ID	Client Sample ID	DCA	BFB	DBFM	TOL
		(75-126)	(72-124)	(75-120)	(75-120)
500-209658-1	1. South Bottom, 15'	87	85	85	97
500-209658-2	2. North Bottom, 14'	88	85	86	100
500-209658-3	3. East Wall, South 6'	89	86	88	98
500-209658-4	4. East Wall, North 6'	92	86	88	96
500-209658-5	5. North Wall, 5'	89	86	87	95
500-209658-6	6. West Wall, North, 4'	91	86	88	97
500-209658-7	7. West Wall, South, 8'	93	85	88	95
500-209658-8	8. South Wall, 7'	90	87	85	98
LB3 500-633267/21-A	Method Blank	89	105	91	111
LCS 500-633267/22-A	Lab Control Sample	91	80	97	112
LCS 500-634198/4	Lab Control Sample	90	75	98	112
LCS 500-634408/7	Lab Control Sample	88	84	90	99
MB 500-634198/6	Method Blank	93	77	94	110
MB 500-634408/6	Method Blank	89	87	87	98

Surrogate Legend

DCA = 1,2-Dichloroethane-d4 (Surr)

BFB = 4-Bromofluorobenzene (Surr)

DBFM = Dibromofluoromethane (Surr)

TOL = Toluene-d8 (Surr)

QC Sample Results

Client: K. Singh & Associates, Inc
 Project/Site: Community Within the Corridor East Block -
 40484

Job ID: 500-209658-1

Method: 8260B - Volatile Organic Compounds (GC/MS)

Lab Sample ID: LB3 500-633267/21-A
Matrix: Solid
Analysis Batch: 634198

Client Sample ID: Method Blank
Prep Type: Total/NA
Prep Batch: 633267

Analyte	LB3	LB3	RL	MDL	Unit	D	Prepared	Analyzed	Dil Fac
	Result	Qualifier							
1,1,1,2-Tetrachloroethane	<0.023		0.050	0.023	mg/Kg		12/12/21 06:00	12/17/21 11:34	50
1,1,1-Trichloroethane	<0.019		0.050	0.019	mg/Kg		12/12/21 06:00	12/17/21 11:34	50
1,1,2,2-Tetrachloroethane	<0.020		0.050	0.020	mg/Kg		12/12/21 06:00	12/17/21 11:34	50
1,1,2-Trichloroethane	<0.018		0.050	0.018	mg/Kg		12/12/21 06:00	12/17/21 11:34	50
1,1-Dichloroethane	<0.021		0.050	0.021	mg/Kg		12/12/21 06:00	12/17/21 11:34	50
1,1-Dichloroethene	<0.020		0.050	0.020	mg/Kg		12/12/21 06:00	12/17/21 11:34	50
1,1-Dichloropropene	<0.015		0.050	0.015	mg/Kg		12/12/21 06:00	12/17/21 11:34	50
1,2,3-Trichlorobenzene	<0.023		0.050	0.023	mg/Kg		12/12/21 06:00	12/17/21 11:34	50
1,2,3-Trichloropropane	<0.021		0.10	0.021	mg/Kg		12/12/21 06:00	12/17/21 11:34	50
1,2,4-Trichlorobenzene	<0.017		0.050	0.017	mg/Kg		12/12/21 06:00	12/17/21 11:34	50
1,2,4-Trimethylbenzene	<0.018		0.050	0.018	mg/Kg		12/12/21 06:00	12/17/21 11:34	50
1,2-Dibromo-3-Chloropropane	<0.10		0.25	0.10	mg/Kg		12/12/21 06:00	12/17/21 11:34	50
1,2-Dibromoethane	<0.019		0.050	0.019	mg/Kg		12/12/21 06:00	12/17/21 11:34	50
1,2-Dichlorobenzene	<0.017		0.050	0.017	mg/Kg		12/12/21 06:00	12/17/21 11:34	50
1,2-Dichloroethane	<0.020		0.050	0.020	mg/Kg		12/12/21 06:00	12/17/21 11:34	50
1,2-Dichloropropane	<0.021		0.050	0.021	mg/Kg		12/12/21 06:00	12/17/21 11:34	50
1,3,5-Trimethylbenzene	<0.019		0.050	0.019	mg/Kg		12/12/21 06:00	12/17/21 11:34	50
1,3-Dichlorobenzene	<0.020		0.050	0.020	mg/Kg		12/12/21 06:00	12/17/21 11:34	50
1,3-Dichloropropane	<0.018		0.050	0.018	mg/Kg		12/12/21 06:00	12/17/21 11:34	50
1,4-Dichlorobenzene	<0.018		0.050	0.018	mg/Kg		12/12/21 06:00	12/17/21 11:34	50
2,2-Dichloropropane	<0.022		0.050	0.022	mg/Kg		12/12/21 06:00	12/17/21 11:34	50
2-Chlorotoluene	<0.016		0.050	0.016	mg/Kg		12/12/21 06:00	12/17/21 11:34	50
4-Chlorotoluene	<0.018		0.050	0.018	mg/Kg		12/12/21 06:00	12/17/21 11:34	50
Benzene	<0.0073		0.013	0.0073	mg/Kg		12/12/21 06:00	12/17/21 11:34	50
Bromobenzene	<0.018		0.050	0.018	mg/Kg		12/12/21 06:00	12/17/21 11:34	50
Bromochloromethane	<0.021		0.050	0.021	mg/Kg		12/12/21 06:00	12/17/21 11:34	50
Bromodichloromethane	<0.019		0.050	0.019	mg/Kg		12/12/21 06:00	12/17/21 11:34	50
Bromoform	<0.024		0.050	0.024	mg/Kg		12/12/21 06:00	12/17/21 11:34	50
Bromomethane	<0.040		0.15	0.040	mg/Kg		12/12/21 06:00	12/17/21 11:34	50
Carbon tetrachloride	<0.019		0.050	0.019	mg/Kg		12/12/21 06:00	12/17/21 11:34	50
Chlorobenzene	<0.019		0.050	0.019	mg/Kg		12/12/21 06:00	12/17/21 11:34	50
Chloroethane	<0.025		0.050	0.025	mg/Kg		12/12/21 06:00	12/17/21 11:34	50
Chloroform	<0.019		0.10	0.019	mg/Kg		12/12/21 06:00	12/17/21 11:34	50
Chloromethane	<0.016		0.050	0.016	mg/Kg		12/12/21 06:00	12/17/21 11:34	50
cis-1,2-Dichloroethene	<0.020		0.050	0.020	mg/Kg		12/12/21 06:00	12/17/21 11:34	50
cis-1,3-Dichloropropene	<0.021		0.050	0.021	mg/Kg		12/12/21 06:00	12/17/21 11:34	50
Dibromochloromethane	<0.024		0.050	0.024	mg/Kg		12/12/21 06:00	12/17/21 11:34	50
Dibromomethane	<0.014		0.050	0.014	mg/Kg		12/12/21 06:00	12/17/21 11:34	50
Dichlorodifluoromethane	<0.034		0.15	0.034	mg/Kg		12/12/21 06:00	12/17/21 11:34	50
Ethylbenzene	<0.0092		0.013	0.0092	mg/Kg		12/12/21 06:00	12/17/21 11:34	50
Hexachlorobutadiene	<0.022		0.050	0.022	mg/Kg		12/12/21 06:00	12/17/21 11:34	50
Isopropyl ether	<0.014		0.050	0.014	mg/Kg		12/12/21 06:00	12/17/21 11:34	50
Isopropylbenzene	<0.019		0.050	0.019	mg/Kg		12/12/21 06:00	12/17/21 11:34	50
Methyl tert-butyl ether	<0.020		0.050	0.020	mg/Kg		12/12/21 06:00	12/17/21 11:34	50
Methylene Chloride	<0.082		0.25	0.082	mg/Kg		12/12/21 06:00	12/17/21 11:34	50
Naphthalene	<0.017		0.050	0.017	mg/Kg		12/12/21 06:00	12/17/21 11:34	50
n-Butylbenzene	<0.019		0.050	0.019	mg/Kg		12/12/21 06:00	12/17/21 11:34	50

Eurofins TestAmerica, Chicago

QC Sample Results

Client: K. Singh & Associates, Inc
 Project/Site: Community Within the Corridor East Block -
 40484

Job ID: 500-209658-1

Method: 8260B - Volatile Organic Compounds (GC/MS) (Continued)

Lab Sample ID: LB3 500-633267/21-A

Matrix: Solid

Analysis Batch: 634198

Client Sample ID: Method Blank

Prep Type: Total/NA

Prep Batch: 633267

Analyte	LB3 LB3		RL	MDL	Unit	D	Prepared	Analyzed	Dil Fac
	Result	Qualifier							
N-Propylbenzene	<0.021		0.050	0.021	mg/Kg		12/12/21 06:00	12/17/21 11:34	50
p-Isopropyltoluene	<0.018		0.050	0.018	mg/Kg		12/12/21 06:00	12/17/21 11:34	50
sec-Butylbenzene	<0.020		0.050	0.020	mg/Kg		12/12/21 06:00	12/17/21 11:34	50
Styrene	<0.019		0.050	0.019	mg/Kg		12/12/21 06:00	12/17/21 11:34	50
tert-Butylbenzene	<0.020		0.050	0.020	mg/Kg		12/12/21 06:00	12/17/21 11:34	50
Tetrachloroethene	<0.019		0.050	0.019	mg/Kg		12/12/21 06:00	12/17/21 11:34	50
Toluene	<0.0074		0.013	0.0074	mg/Kg		12/12/21 06:00	12/17/21 11:34	50
trans-1,2-Dichloroethene	<0.018		0.050	0.018	mg/Kg		12/12/21 06:00	12/17/21 11:34	50
trans-1,3-Dichloropropene	<0.018		0.050	0.018	mg/Kg		12/12/21 06:00	12/17/21 11:34	50
Trichloroethene	<0.0082		0.025	0.0082	mg/Kg		12/12/21 06:00	12/17/21 11:34	50
Trichlorofluoromethane	<0.021		0.050	0.021	mg/Kg		12/12/21 06:00	12/17/21 11:34	50
Vinyl chloride	<0.013		0.050	0.013	mg/Kg		12/12/21 06:00	12/17/21 11:34	50
Xylenes, Total	<0.011		0.025	0.011	mg/Kg		12/12/21 06:00	12/17/21 11:34	50

Surrogate	LB3 LB3		Limits	Prepared	Analyzed	Dil Fac
	%Recovery	Qualifier				
1,2-Dichloroethane-d4 (Surr)	89		75 - 126	12/12/21 06:00	12/17/21 11:34	50
4-Bromofluorobenzene (Surr)	105		72 - 124	12/12/21 06:00	12/17/21 11:34	50
Dibromofluoromethane (Surr)	91		75 - 120	12/12/21 06:00	12/17/21 11:34	50
Toluene-d8 (Surr)	111		75 - 120	12/12/21 06:00	12/17/21 11:34	50

Lab Sample ID: LCS 500-633267/22-A

Matrix: Solid

Analysis Batch: 634198

Client Sample ID: Lab Control Sample

Prep Type: Total/NA

Prep Batch: 633267

Analyte	Spike Added	LCS LCS		Unit	D	%Rec	Limits
		Result	Qualifier				
1,1,1,2-Tetrachloroethane	2.50	2.29		mg/Kg		91	70 - 125
1,1,1-Trichloroethane	2.50	2.77		mg/Kg		111	70 - 125
1,1,1,2-Tetrachloroethane	2.50	1.75		mg/Kg		70	62 - 140
1,1,2-Trichloroethane	2.50	2.36		mg/Kg		94	71 - 130
1,1-Dichloroethane	2.50	1.98		mg/Kg		79	70 - 125
1,1-Dichloroethene	2.50	2.11		mg/Kg		84	67 - 122
1,1-Dichloropropene	2.50	2.33		mg/Kg		93	70 - 121
1,2,3-Trichlorobenzene	2.50	2.60		mg/Kg		104	51 - 145
1,2,3-Trichloropropane	2.50	2.08		mg/Kg		83	50 - 133
1,2,4-Trichlorobenzene	2.50	2.66		mg/Kg		107	57 - 137
1,2,4-Trimethylbenzene	2.50	2.41		mg/Kg		96	70 - 123
1,2-Dibromo-3-Chloropropane	2.50	1.44		mg/Kg		58	56 - 123
1,2-Dibromoethane	2.50	2.04		mg/Kg		82	70 - 125
1,2-Dichlorobenzene	2.50	2.42		mg/Kg		97	70 - 125
1,2-Dichloroethane	2.50	2.04		mg/Kg		82	68 - 127
1,2-Dichloropropane	2.50	1.80		mg/Kg		72	67 - 130
1,3,5-Trimethylbenzene	2.50	2.52		mg/Kg		101	70 - 123
1,3-Dichlorobenzene	2.50	2.26		mg/Kg		90	70 - 125
1,3-Dichloropropane	2.50	2.14		mg/Kg		86	62 - 136
1,4-Dichlorobenzene	2.50	2.26		mg/Kg		90	70 - 120
2,2-Dichloropropane	2.50	3.06		mg/Kg		122	58 - 139
2-Chlorotoluene	2.50	2.32		mg/Kg		93	70 - 125

Eurofins TestAmerica, Chicago

QC Sample Results

Client: K. Singh & Associates, Inc
 Project/Site: Community Within the Corridor East Block -
 40484

Job ID: 500-209658-1

Method: 8260B - Volatile Organic Compounds (GC/MS) (Continued)

Lab Sample ID: LCS 500-633267/22-A
Matrix: Solid
Analysis Batch: 634198

Client Sample ID: Lab Control Sample
Prep Type: Total/NA
Prep Batch: 633267
%Rec.

Analyte	Spike Added	LCS Result	LCS Qualifier	Unit	D	%Rec	Limits
4-Chlorotoluene	2.50	2.24		mg/Kg		90	68 - 124
Benzene	2.50	2.32		mg/Kg		93	70 - 120
Bromobenzene	2.50	2.27		mg/Kg		91	70 - 122
Bromochloromethane	2.50	2.45		mg/Kg		98	65 - 122
Bromodichloromethane	2.50	2.02		mg/Kg		81	69 - 120
Bromoform	2.50	1.22	*-	mg/Kg		49	56 - 132
Bromomethane	2.50	2.90		mg/Kg		116	40 - 152
Carbon tetrachloride	2.50	2.55		mg/Kg		102	59 - 133
Chlorobenzene	2.50	2.31		mg/Kg		92	70 - 120
Chloroethane	2.50	2.57		mg/Kg		103	48 - 136
Chloroform	2.50	2.46		mg/Kg		99	70 - 120
Chloromethane	2.50	0.945	*-	mg/Kg		38	56 - 152
cis-1,2-Dichloroethene	2.50	2.43		mg/Kg		97	70 - 125
cis-1,3-Dichloropropene	2.50	2.00		mg/Kg		80	64 - 127
Dibromochloromethane	2.50	1.87		mg/Kg		75	68 - 125
Dibromomethane	2.50	2.05		mg/Kg		82	70 - 120
Dichlorodifluoromethane	2.50	0.862	*-	mg/Kg		34	40 - 159
Ethylbenzene	2.50	2.41		mg/Kg		96	70 - 123
Hexachlorobutadiene	2.50	2.53		mg/Kg		101	51 - 150
Isopropylbenzene	2.50	2.76		mg/Kg		110	70 - 126
Methyl tert-butyl ether	2.50	2.19		mg/Kg		88	55 - 123
Methylene Chloride	2.50	2.33		mg/Kg		93	69 - 125
Naphthalene	2.50	2.52		mg/Kg		101	53 - 144
n-Butylbenzene	2.50	2.31		mg/Kg		92	68 - 125
N-Propylbenzene	2.50	2.41		mg/Kg		96	69 - 127
p-Isopropyltoluene	2.50	2.44		mg/Kg		98	70 - 125
sec-Butylbenzene	2.50	2.50		mg/Kg		100	70 - 123
Styrene	2.50	2.11		mg/Kg		84	70 - 120
tert-Butylbenzene	2.50	2.47		mg/Kg		99	70 - 121
Tetrachloroethene	2.50	2.92		mg/Kg		117	70 - 128
Toluene	2.50	2.63		mg/Kg		105	70 - 125
trans-1,2-Dichloroethene	2.50	2.49		mg/Kg		100	70 - 125
trans-1,3-Dichloropropene	2.50	1.72		mg/Kg		69	62 - 128
Trichloroethene	2.50	2.47		mg/Kg		99	70 - 125
Trichlorofluoromethane	2.50	2.15		mg/Kg		86	55 - 128
Vinyl chloride	2.50	1.34	*-	mg/Kg		54	64 - 126
Xylenes, Total	5.00	4.72		mg/Kg		94	70 - 125

Surrogate	LCS LCS		Limits
	%Recovery	Qualifier	
1,2-Dichloroethane-d4 (Surr)	91		75 - 126
4-Bromofluorobenzene (Surr)	80		72 - 124
Dibromofluoromethane (Surr)	97		75 - 120
Toluene-d8 (Surr)	112		75 - 120

QC Sample Results

Client: K. Singh & Associates, Inc
 Project/Site: Community Within the Corridor East Block -
 40484

Job ID: 500-209658-1

Method: 8260B - Volatile Organic Compounds (GC/MS) (Continued)

Lab Sample ID: MB 500-634198/6
Matrix: Solid
Analysis Batch: 634198

Client Sample ID: Method Blank
Prep Type: Total/NA

Analyte	MB	MB	RL	MDL	Unit	D	Prepared	Analyzed	Dil Fac
	Result	Qualifier							
1,1,1,2-Tetrachloroethane	<0.00046		0.0010	0.00046	mg/Kg			12/17/21 10:28	1
1,1,1-Trichloroethane	<0.00038		0.0010	0.00038	mg/Kg			12/17/21 10:28	1
1,1,2,2-Tetrachloroethane	<0.00040		0.0010	0.00040	mg/Kg			12/17/21 10:28	1
1,1,2-Trichloroethane	<0.00035		0.0010	0.00035	mg/Kg			12/17/21 10:28	1
1,1-Dichloroethane	<0.00041		0.0010	0.00041	mg/Kg			12/17/21 10:28	1
1,1-Dichloroethene	<0.00039		0.0010	0.00039	mg/Kg			12/17/21 10:28	1
1,1-Dichloropropene	<0.00030		0.0010	0.00030	mg/Kg			12/17/21 10:28	1
1,2,3-Trichlorobenzene	<0.00046		0.0010	0.00046	mg/Kg			12/17/21 10:28	1
1,2,3-Trichloropropane	<0.00041		0.0020	0.00041	mg/Kg			12/17/21 10:28	1
1,2,4-Trichlorobenzene	<0.00034		0.0010	0.00034	mg/Kg			12/17/21 10:28	1
1,2,4-Trimethylbenzene	<0.00036		0.0010	0.00036	mg/Kg			12/17/21 10:28	1
1,2-Dibromo-3-Chloropropane	<0.0020		0.0050	0.0020	mg/Kg			12/17/21 10:28	1
1,2-Dibromoethane	<0.00039		0.0010	0.00039	mg/Kg			12/17/21 10:28	1
1,2-Dichlorobenzene	<0.00033		0.0010	0.00033	mg/Kg			12/17/21 10:28	1
1,2-Dichloroethane	<0.00039		0.0010	0.00039	mg/Kg			12/17/21 10:28	1
1,2-Dichloropropane	<0.00043		0.0010	0.00043	mg/Kg			12/17/21 10:28	1
1,3,5-Trimethylbenzene	<0.00038		0.0010	0.00038	mg/Kg			12/17/21 10:28	1
1,3-Dichlorobenzene	<0.00040		0.0010	0.00040	mg/Kg			12/17/21 10:28	1
1,3-Dichloropropane	<0.00036		0.0010	0.00036	mg/Kg			12/17/21 10:28	1
1,4-Dichlorobenzene	<0.00036		0.0010	0.00036	mg/Kg			12/17/21 10:28	1
2,2-Dichloropropane	<0.00044		0.0010	0.00044	mg/Kg			12/17/21 10:28	1
2-Chlorotoluene	<0.00031		0.0010	0.00031	mg/Kg			12/17/21 10:28	1
4-Chlorotoluene	<0.00035		0.0010	0.00035	mg/Kg			12/17/21 10:28	1
Benzene	<0.00015		0.00025	0.00015	mg/Kg			12/17/21 10:28	1
Bromobenzene	<0.00036		0.0010	0.00036	mg/Kg			12/17/21 10:28	1
Bromochloromethane	<0.00043		0.0010	0.00043	mg/Kg			12/17/21 10:28	1
Bromodichloromethane	<0.00037		0.0010	0.00037	mg/Kg			12/17/21 10:28	1
Bromoform	<0.00048		0.0010	0.00048	mg/Kg			12/17/21 10:28	1
Bromomethane	<0.00080		0.0030	0.00080	mg/Kg			12/17/21 10:28	1
Carbon tetrachloride	<0.00038		0.0010	0.00038	mg/Kg			12/17/21 10:28	1
Chlorobenzene	<0.00039		0.0010	0.00039	mg/Kg			12/17/21 10:28	1
Chloroethane	<0.00050		0.0010	0.00050	mg/Kg			12/17/21 10:28	1
Chloroform	<0.00037		0.0020	0.00037	mg/Kg			12/17/21 10:28	1
Chloromethane	<0.00032		0.0010	0.00032	mg/Kg			12/17/21 10:28	1
cis-1,2-Dichloroethene	<0.00041		0.0010	0.00041	mg/Kg			12/17/21 10:28	1
cis-1,3-Dichloropropene	<0.00042		0.0010	0.00042	mg/Kg			12/17/21 10:28	1
Dibromochloromethane	<0.00049		0.0010	0.00049	mg/Kg			12/17/21 10:28	1
Dibromomethane	<0.00027		0.0010	0.00027	mg/Kg			12/17/21 10:28	1
Dichlorodifluoromethane	<0.00067		0.0030	0.00067	mg/Kg			12/17/21 10:28	1
Ethylbenzene	<0.00018		0.00025	0.00018	mg/Kg			12/17/21 10:28	1
Hexachlorobutadiene	<0.00045		0.0010	0.00045	mg/Kg			12/17/21 10:28	1
Isopropyl ether	<0.00028		0.0010	0.00028	mg/Kg			12/17/21 10:28	1
Isopropylbenzene	<0.00038		0.0010	0.00038	mg/Kg			12/17/21 10:28	1
Methyl tert-butyl ether	<0.00039		0.0010	0.00039	mg/Kg			12/17/21 10:28	1
Methylene Chloride	<0.0016		0.0050	0.0016	mg/Kg			12/17/21 10:28	1
Naphthalene	<0.00033		0.0010	0.00033	mg/Kg			12/17/21 10:28	1
n-Butylbenzene	<0.00039		0.0010	0.00039	mg/Kg			12/17/21 10:28	1

QC Sample Results

Client: K. Singh & Associates, Inc
 Project/Site: Community Within the Corridor East Block -
 40484

Job ID: 500-209658-1

Method: 8260B - Volatile Organic Compounds (GC/MS) (Continued)

Lab Sample ID: MB 500-634198/6
Matrix: Solid
Analysis Batch: 634198

Client Sample ID: Method Blank
Prep Type: Total/NA

Analyte	MB MB		RL	MDL	Unit	D	Prepared	Analyzed	Dil Fac
	Result	Qualifier							
N-Propylbenzene	<0.00041		0.0010	0.00041	mg/Kg			12/17/21 10:28	1
p-Isopropyltoluene	<0.00036		0.0010	0.00036	mg/Kg			12/17/21 10:28	1
sec-Butylbenzene	<0.00040		0.0010	0.00040	mg/Kg			12/17/21 10:28	1
Styrene	<0.00039		0.0010	0.00039	mg/Kg			12/17/21 10:28	1
tert-Butylbenzene	<0.00040		0.0010	0.00040	mg/Kg			12/17/21 10:28	1
Tetrachloroethene	<0.00037		0.0010	0.00037	mg/Kg			12/17/21 10:28	1
Toluene	<0.00015		0.00025	0.00015	mg/Kg			12/17/21 10:28	1
trans-1,2-Dichloroethene	<0.00035		0.0010	0.00035	mg/Kg			12/17/21 10:28	1
trans-1,3-Dichloropropene	<0.00036		0.0010	0.00036	mg/Kg			12/17/21 10:28	1
Trichloroethene	<0.00016		0.00050	0.00016	mg/Kg			12/17/21 10:28	1
Trichlorofluoromethane	<0.00043		0.0010	0.00043	mg/Kg			12/17/21 10:28	1
Vinyl chloride	<0.00026		0.0010	0.00026	mg/Kg			12/17/21 10:28	1
Xylenes, Total	<0.00022		0.00050	0.00022	mg/Kg			12/17/21 10:28	1

Surrogate	MB MB		Limits	Prepared	Analyzed	Dil Fac
	%Recovery	Qualifier				
1,2-Dichloroethane-d4 (Surr)	93		75 - 126		12/17/21 10:28	1
4-Bromofluorobenzene (Surr)	77		72 - 124		12/17/21 10:28	1
Dibromofluoromethane (Surr)	94		75 - 120		12/17/21 10:28	1
Toluene-d8 (Surr)	110		75 - 120		12/17/21 10:28	1

Lab Sample ID: LCS 500-634198/4
Matrix: Solid
Analysis Batch: 634198

Client Sample ID: Lab Control Sample
Prep Type: Total/NA

Analyte	Spike Added	LCS LCS		Unit	D	%Rec	%Rec. Limits
		Result	Qualifier				
1,1,1,2-Tetrachloroethane	0.0500	0.0516		mg/Kg		103	70 - 125
1,1,1-Trichloroethane	0.0500	0.0629	*+	mg/Kg		126	70 - 125
1,1,1,2-Tetrachloroethane	0.0500	0.0369		mg/Kg		74	62 - 140
1,1,2-Trichloroethane	0.0500	0.0500		mg/Kg		100	71 - 130
1,1-Dichloroethane	0.0500	0.0433		mg/Kg		87	70 - 125
1,1-Dichloroethene	0.0500	0.0514		mg/Kg		103	67 - 122
1,1-Dichloropropene	0.0500	0.0513		mg/Kg		103	70 - 121
1,2,3-Trichlorobenzene	0.0500	0.0587		mg/Kg		117	51 - 145
1,2,3-Trichloropropane	0.0500	0.0426		mg/Kg		85	50 - 133
1,2,4-Trichlorobenzene	0.0500	0.0593		mg/Kg		119	57 - 137
1,2,4-Trimethylbenzene	0.0500	0.0514		mg/Kg		103	70 - 123
1,2-Dibromo-3-Chloropropane	0.0500	0.0308		mg/Kg		62	56 - 123
1,2-Dibromoethane	0.0500	0.0438		mg/Kg		88	70 - 125
1,2-Dichlorobenzene	0.0500	0.0511		mg/Kg		102	70 - 125
1,2-Dichloroethane	0.0500	0.0438		mg/Kg		88	68 - 127
1,2-Dichloropropane	0.0500	0.0374		mg/Kg		75	67 - 130
1,3,5-Trimethylbenzene	0.0500	0.0535		mg/Kg		107	70 - 123
1,3-Dichlorobenzene	0.0500	0.0485		mg/Kg		97	70 - 125
1,3-Dichloropropane	0.0500	0.0441		mg/Kg		88	62 - 136
1,4-Dichlorobenzene	0.0500	0.0491		mg/Kg		98	70 - 120
2,2-Dichloropropane	0.0500	0.0723	*+	mg/Kg		145	58 - 139
2-Chlorotoluene	0.0500	0.0473		mg/Kg		95	70 - 125

Eurofins TestAmerica, Chicago

QC Sample Results

Client: K. Singh & Associates, Inc
 Project/Site: Community Within the Corridor East Block -
 40484

Job ID: 500-209658-1

Method: 8260B - Volatile Organic Compounds (GC/MS) (Continued)

Lab Sample ID: LCS 500-634198/4
Matrix: Solid
Analysis Batch: 634198

Client Sample ID: Lab Control Sample
Prep Type: Total/NA

Analyte	Spike Added	LCS Result	LCS Qualifier	Unit	D	%Rec	%Rec. Limits
4-Chlorotoluene	0.0500	0.0459		mg/Kg		92	68 - 124
Benzene	0.0500	0.0503		mg/Kg		101	70 - 120
Bromobenzene	0.0500	0.0457		mg/Kg		91	70 - 122
Bromochloromethane	0.0500	0.0519		mg/Kg		104	65 - 122
Bromodichloromethane	0.0500	0.0430		mg/Kg		86	69 - 120
Bromoform	0.0500	0.0291		mg/Kg		58	56 - 132
Bromomethane	0.0500	0.0712		mg/Kg		142	40 - 152
Carbon tetrachloride	0.0500	0.0606		mg/Kg		121	59 - 133
Chlorobenzene	0.0500	0.0487		mg/Kg		97	70 - 120
Chloroethane	0.0500	0.0633		mg/Kg		127	48 - 136
Chloroform	0.0500	0.0530		mg/Kg		106	70 - 120
Chloromethane	0.0500	0.0267	*-	mg/Kg		53	56 - 152
cis-1,2-Dichloroethene	0.0500	0.0524		mg/Kg		105	70 - 125
cis-1,3-Dichloropropene	0.0500	0.0444		mg/Kg		89	64 - 127
Dibromochloromethane	0.0500	0.0414		mg/Kg		83	68 - 125
Dibromomethane	0.0500	0.0441		mg/Kg		88	70 - 120
Dichlorodifluoromethane	0.0500	0.0324		mg/Kg		65	40 - 159
Ethylbenzene	0.0500	0.0520		mg/Kg		104	70 - 123
Hexachlorobutadiene	0.0500	0.0576		mg/Kg		115	51 - 150
Isopropylbenzene	0.0500	0.0569		mg/Kg		114	70 - 126
Methyl tert-butyl ether	0.0500	0.0486		mg/Kg		97	55 - 123
Methylene Chloride	0.0500	0.0501		mg/Kg		100	69 - 125
Naphthalene	0.0500	0.0551		mg/Kg		110	53 - 144
n-Butylbenzene	0.0500	0.0522		mg/Kg		104	68 - 125
N-Propylbenzene	0.0500	0.0498		mg/Kg		100	69 - 127
p-Isopropyltoluene	0.0500	0.0534		mg/Kg		107	70 - 125
sec-Butylbenzene	0.0500	0.0536		mg/Kg		107	70 - 123
Styrene	0.0500	0.0456		mg/Kg		91	70 - 120
tert-Butylbenzene	0.0500	0.0524		mg/Kg		105	70 - 121
Tetrachloroethene	0.0500	0.0638		mg/Kg		128	70 - 128
Toluene	0.0500	0.0567		mg/Kg		113	70 - 125
trans-1,2-Dichloroethene	0.0500	0.0553		mg/Kg		111	70 - 125
trans-1,3-Dichloropropene	0.0500	0.0378		mg/Kg		76	62 - 128
Trichloroethene	0.0500	0.0533		mg/Kg		107	70 - 125
Trichlorofluoromethane	0.0500	0.0541		mg/Kg		108	55 - 128
Vinyl chloride	0.0500	0.0359		mg/Kg		72	64 - 126
Xylenes, Total	0.100	0.104		mg/Kg		104	70 - 125

Surrogate	LCS %Recovery	LCS Qualifier	Limits
1,2-Dichloroethane-d4 (Surr)	90		75 - 126
4-Bromofluorobenzene (Surr)	75		72 - 124
Dibromofluoromethane (Surr)	98		75 - 120
Toluene-d8 (Surr)	112		75 - 120

QC Sample Results

Client: K. Singh & Associates, Inc
 Project/Site: Community Within the Corridor East Block -
 40484

Job ID: 500-209658-1

Method: 8260B - Volatile Organic Compounds (GC/MS) (Continued)

Lab Sample ID: MB 500-634408/6
Matrix: Solid
Analysis Batch: 634408

Client Sample ID: Method Blank
Prep Type: Total/NA

Analyte	MB Result	MB Qualifier	RL	MDL	Unit	D	Prepared	Analyzed	Dil Fac
1,1,1,2-Tetrachloroethane	<0.00046		0.0010	0.00046	mg/Kg			12/19/21 10:46	1
1,1,1-Trichloroethane	<0.00038		0.0010	0.00038	mg/Kg			12/19/21 10:46	1
1,1,2,2-Tetrachloroethane	<0.00040		0.0010	0.00040	mg/Kg			12/19/21 10:46	1
1,1,2-Trichloroethane	<0.00035		0.0010	0.00035	mg/Kg			12/19/21 10:46	1
1,1-Dichloroethane	<0.00041		0.0010	0.00041	mg/Kg			12/19/21 10:46	1
1,1-Dichloroethene	<0.00039		0.0010	0.00039	mg/Kg			12/19/21 10:46	1
1,1-Dichloropropene	<0.00030		0.0010	0.00030	mg/Kg			12/19/21 10:46	1
1,2,3-Trichlorobenzene	<0.00046		0.0010	0.00046	mg/Kg			12/19/21 10:46	1
1,2,3-Trichloropropane	<0.00041		0.0020	0.00041	mg/Kg			12/19/21 10:46	1
1,2,4-Trichlorobenzene	<0.00034		0.0010	0.00034	mg/Kg			12/19/21 10:46	1
1,2,4-Trimethylbenzene	<0.00036		0.0010	0.00036	mg/Kg			12/19/21 10:46	1
1,2-Dibromo-3-Chloropropane	<0.0020		0.0050	0.0020	mg/Kg			12/19/21 10:46	1
1,2-Dibromoethane	<0.00039		0.0010	0.00039	mg/Kg			12/19/21 10:46	1
1,2-Dichlorobenzene	<0.00033		0.0010	0.00033	mg/Kg			12/19/21 10:46	1
1,2-Dichloroethane	<0.00039		0.0010	0.00039	mg/Kg			12/19/21 10:46	1
1,2-Dichloropropane	<0.00043		0.0010	0.00043	mg/Kg			12/19/21 10:46	1
1,3,5-Trimethylbenzene	<0.00038		0.0010	0.00038	mg/Kg			12/19/21 10:46	1
1,3-Dichlorobenzene	<0.00040		0.0010	0.00040	mg/Kg			12/19/21 10:46	1
1,3-Dichloropropane	<0.00036		0.0010	0.00036	mg/Kg			12/19/21 10:46	1
1,4-Dichlorobenzene	<0.00036		0.0010	0.00036	mg/Kg			12/19/21 10:46	1
2,2-Dichloropropane	<0.00044		0.0010	0.00044	mg/Kg			12/19/21 10:46	1
2-Chlorotoluene	<0.00031		0.0010	0.00031	mg/Kg			12/19/21 10:46	1
4-Chlorotoluene	<0.00035		0.0010	0.00035	mg/Kg			12/19/21 10:46	1
Benzene	<0.00015		0.00025	0.00015	mg/Kg			12/19/21 10:46	1
Bromobenzene	<0.00036		0.0010	0.00036	mg/Kg			12/19/21 10:46	1
Bromochloromethane	<0.00043		0.0010	0.00043	mg/Kg			12/19/21 10:46	1
Bromodichloromethane	<0.00037		0.0010	0.00037	mg/Kg			12/19/21 10:46	1
Bromoform	<0.00048		0.0010	0.00048	mg/Kg			12/19/21 10:46	1
Bromomethane	<0.00080		0.0030	0.00080	mg/Kg			12/19/21 10:46	1
Carbon tetrachloride	<0.00038		0.0010	0.00038	mg/Kg			12/19/21 10:46	1
Chlorobenzene	<0.00039		0.0010	0.00039	mg/Kg			12/19/21 10:46	1
Chloroethane	<0.00050		0.0010	0.00050	mg/Kg			12/19/21 10:46	1
Chloroform	<0.00037		0.0020	0.00037	mg/Kg			12/19/21 10:46	1
Chloromethane	<0.00032		0.0010	0.00032	mg/Kg			12/19/21 10:46	1
cis-1,2-Dichloroethene	<0.00041		0.0010	0.00041	mg/Kg			12/19/21 10:46	1
cis-1,3-Dichloropropene	<0.00042		0.0010	0.00042	mg/Kg			12/19/21 10:46	1
Dibromochloromethane	<0.00049		0.0010	0.00049	mg/Kg			12/19/21 10:46	1
Dibromomethane	<0.00027		0.0010	0.00027	mg/Kg			12/19/21 10:46	1
Dichlorodifluoromethane	<0.00067		0.0030	0.00067	mg/Kg			12/19/21 10:46	1
Ethylbenzene	<0.00018		0.00025	0.00018	mg/Kg			12/19/21 10:46	1
Hexachlorobutadiene	<0.00045		0.0010	0.00045	mg/Kg			12/19/21 10:46	1
Isopropyl ether	<0.00028		0.0010	0.00028	mg/Kg			12/19/21 10:46	1
Isopropylbenzene	<0.00038		0.0010	0.00038	mg/Kg			12/19/21 10:46	1
Methyl tert-butyl ether	<0.00039		0.0010	0.00039	mg/Kg			12/19/21 10:46	1
Methylene Chloride	<0.0016		0.0050	0.0016	mg/Kg			12/19/21 10:46	1
Naphthalene	<0.00033		0.0010	0.00033	mg/Kg			12/19/21 10:46	1
n-Butylbenzene	<0.00039		0.0010	0.00039	mg/Kg			12/19/21 10:46	1

QC Sample Results

Client: K. Singh & Associates, Inc
 Project/Site: Community Within the Corridor East Block -
 40484

Job ID: 500-209658-1

Method: 8260B - Volatile Organic Compounds (GC/MS) (Continued)

Lab Sample ID: MB 500-634408/6

Matrix: Solid

Analysis Batch: 634408

Client Sample ID: Method Blank

Prep Type: Total/NA

Analyte	MB MB		RL	MDL	Unit	D	Prepared	Analyzed	Dil Fac
	Result	Qualifier							
N-Propylbenzene	<0.00041		0.0010	0.00041	mg/Kg			12/19/21 10:46	1
p-Isopropyltoluene	<0.00036		0.0010	0.00036	mg/Kg			12/19/21 10:46	1
sec-Butylbenzene	<0.00040		0.0010	0.00040	mg/Kg			12/19/21 10:46	1
Styrene	<0.00039		0.0010	0.00039	mg/Kg			12/19/21 10:46	1
tert-Butylbenzene	<0.00040		0.0010	0.00040	mg/Kg			12/19/21 10:46	1
Tetrachloroethene	<0.00037		0.0010	0.00037	mg/Kg			12/19/21 10:46	1
Toluene	<0.00015		0.00025	0.00015	mg/Kg			12/19/21 10:46	1
trans-1,2-Dichloroethene	<0.00035		0.0010	0.00035	mg/Kg			12/19/21 10:46	1
trans-1,3-Dichloropropene	<0.00036		0.0010	0.00036	mg/Kg			12/19/21 10:46	1
Trichloroethene	<0.00016		0.00050	0.00016	mg/Kg			12/19/21 10:46	1
Trichlorofluoromethane	<0.00043		0.0010	0.00043	mg/Kg			12/19/21 10:46	1
Vinyl chloride	<0.00026		0.0010	0.00026	mg/Kg			12/19/21 10:46	1
Xylenes, Total	<0.00022		0.00050	0.00022	mg/Kg			12/19/21 10:46	1

Surrogate	MB MB		Limits	Prepared	Analyzed	Dil Fac
	%Recovery	Qualifier				
1,2-Dichloroethane-d4 (Surr)	89		75 - 126		12/19/21 10:46	1
4-Bromofluorobenzene (Surr)	87		72 - 124		12/19/21 10:46	1
Dibromofluoromethane (Surr)	87		75 - 120		12/19/21 10:46	1
Toluene-d8 (Surr)	98		75 - 120		12/19/21 10:46	1

Lab Sample ID: LCS 500-634408/7

Matrix: Solid

Analysis Batch: 634408

Client Sample ID: Lab Control Sample

Prep Type: Total/NA

Analyte	Spike Added	LCS LCS		Unit	D	%Rec	%Rec. Limits
		Result	Qualifier				
1,1,1,2-Tetrachloroethane	0.0500	0.0479		mg/Kg		96	70 - 125
1,1,1-Trichloroethane	0.0500	0.0454		mg/Kg		91	70 - 125
1,1,1,2-Tetrachloroethane	0.0500	0.0441		mg/Kg		88	62 - 140
1,1,2-Trichloroethane	0.0500	0.0438		mg/Kg		88	71 - 130
1,1-Dichloroethane	0.0500	0.0535		mg/Kg		107	70 - 125
1,1-Dichloroethene	0.0500	0.0480		mg/Kg		96	67 - 122
1,1-Dichloropropene	0.0500	0.0509		mg/Kg		102	70 - 121
1,2,3-Trichlorobenzene	0.0500	0.0607		mg/Kg		121	51 - 145
1,2,3-Trichloropropane	0.0500	0.0459		mg/Kg		92	50 - 133
1,2,4-Trichlorobenzene	0.0500	0.0573		mg/Kg		115	57 - 137
1,2,4-Trimethylbenzene	0.0500	0.0493		mg/Kg		99	70 - 123
1,2-Dibromo-3-Chloropropane	0.0500	0.0399		mg/Kg		80	56 - 123
1,2-Dibromoethane	0.0500	0.0488		mg/Kg		98	70 - 125
1,2-Dichlorobenzene	0.0500	0.0504		mg/Kg		101	70 - 125
1,2-Dichloroethane	0.0500	0.0454		mg/Kg		91	68 - 127
1,2-Dichloropropane	0.0500	0.0544		mg/Kg		109	67 - 130
1,3,5-Trimethylbenzene	0.0500	0.0500		mg/Kg		100	70 - 123
1,3-Dichlorobenzene	0.0500	0.0497		mg/Kg		99	70 - 125
1,3-Dichloropropane	0.0500	0.0479		mg/Kg		96	62 - 136
1,4-Dichlorobenzene	0.0500	0.0506		mg/Kg		101	70 - 120
2,2-Dichloropropane	0.0500	0.0509		mg/Kg		102	58 - 139
2-Chlorotoluene	0.0500	0.0454		mg/Kg		91	70 - 125

Eurofins TestAmerica, Chicago

QC Sample Results

Client: K. Singh & Associates, Inc
 Project/Site: Community Within the Corridor East Block -
 40484

Job ID: 500-209658-1

Method: 8260B - Volatile Organic Compounds (GC/MS) (Continued)

Lab Sample ID: LCS 500-634408/7
Matrix: Solid
Analysis Batch: 634408

Client Sample ID: Lab Control Sample
Prep Type: Total/NA

Analyte	Spike Added	LCS Result	LCS Qualifier	Unit	D	%Rec	%Rec. Limits
4-Chlorotoluene	0.0500	0.0451		mg/Kg		90	68 - 124
Benzene	0.0500	0.0490		mg/Kg		98	70 - 120
Bromobenzene	0.0500	0.0474		mg/Kg		95	70 - 122
Bromochloromethane	0.0500	0.0459		mg/Kg		92	65 - 122
Bromodichloromethane	0.0500	0.0416		mg/Kg		83	69 - 120
Bromoform	0.0500	0.0401		mg/Kg		80	56 - 132
Bromomethane	0.0500	0.0396		mg/Kg		79	40 - 152
Carbon tetrachloride	0.0500	0.0466		mg/Kg		93	59 - 133
Chlorobenzene	0.0500	0.0500		mg/Kg		100	70 - 120
Chloroethane	0.0500	0.0557		mg/Kg		111	48 - 136
Chloroform	0.0500	0.0460		mg/Kg		92	70 - 120
Chloromethane	0.0500	0.0634		mg/Kg		127	56 - 152
cis-1,2-Dichloroethene	0.0500	0.0467		mg/Kg		93	70 - 125
cis-1,3-Dichloropropene	0.0500	0.0472		mg/Kg		94	64 - 127
Dibromochloromethane	0.0500	0.0440		mg/Kg		88	68 - 125
Dibromomethane	0.0500	0.0425		mg/Kg		85	70 - 120
Dichlorodifluoromethane	0.0500	0.0484		mg/Kg		97	40 - 159
Ethylbenzene	0.0500	0.0531		mg/Kg		106	70 - 123
Hexachlorobutadiene	0.0500	0.0514		mg/Kg		103	51 - 150
Isopropylbenzene	0.0500	0.0499		mg/Kg		100	70 - 126
Methyl tert-butyl ether	0.0500	0.0443		mg/Kg		89	55 - 123
Methylene Chloride	0.0500	0.0468		mg/Kg		94	69 - 125
Naphthalene	0.0500	0.0556		mg/Kg		111	53 - 144
n-Butylbenzene	0.0500	0.0501		mg/Kg		100	68 - 125
N-Propylbenzene	0.0500	0.0474		mg/Kg		95	69 - 127
p-Isopropyltoluene	0.0500	0.0505		mg/Kg		101	70 - 125
sec-Butylbenzene	0.0500	0.0513		mg/Kg		103	70 - 123
Styrene	0.0500	0.0519		mg/Kg		104	70 - 120
tert-Butylbenzene	0.0500	0.0491		mg/Kg		98	70 - 121
Tetrachloroethene	0.0500	0.0536		mg/Kg		107	70 - 128
Toluene	0.0500	0.0497		mg/Kg		99	70 - 125
trans-1,2-Dichloroethene	0.0500	0.0481		mg/Kg		96	70 - 125
trans-1,3-Dichloropropene	0.0500	0.0435		mg/Kg		87	62 - 128
Trichloroethene	0.0500	0.0524		mg/Kg		105	70 - 125
Trichlorofluoromethane	0.0500	0.0445		mg/Kg		89	55 - 128
Vinyl chloride	0.0500	0.0601		mg/Kg		120	64 - 126
Xylenes, Total	0.100	0.0965		mg/Kg		96	70 - 125

Surrogate	LCS LCS		Limits
	%Recovery	Qualifier	
1,2-Dichloroethane-d4 (Surr)	88		75 - 126
4-Bromofluorobenzene (Surr)	84		72 - 124
Dibromofluoromethane (Surr)	90		75 - 120
Toluene-d8 (Surr)	99		75 - 120

Lab Chronicle

Client: K. Singh & Associates, Inc
 Project/Site: Community Within the Corridor East Block -
 40484

Job ID: 500-209658-1

Client Sample ID: 1. South Bottom, 15'

Lab Sample ID: 500-209658-1

Date Collected: 12/07/21 14:00

Matrix: Solid

Date Received: 12/11/21 12:40

Prep Type	Batch Type	Batch Method	Run	Dilution Factor	Batch Number	Prepared or Analyzed	Analyst	Lab
Total/NA	Analysis	Moisture		1	633834	12/15/21 12:25	LWN	TAL CHI

Client Sample ID: 1. South Bottom, 15'

Lab Sample ID: 500-209658-1

Date Collected: 12/07/21 14:00

Matrix: Solid

Date Received: 12/11/21 12:40

Percent Solids: 88.2

Prep Type	Batch Type	Batch Method	Run	Dilution Factor	Batch Number	Prepared or Analyzed	Analyst	Lab
Total/NA	Prep	5035			633267	12/07/21 14:00	WRE	TAL CHI
Total/NA	Analysis	8260B		50	634408	12/19/21 16:26	PMF	TAL CHI

Client Sample ID: 2. North Bottom, 14'

Lab Sample ID: 500-209658-2

Date Collected: 12/07/21 14:05

Matrix: Solid

Date Received: 12/11/21 12:40

Prep Type	Batch Type	Batch Method	Run	Dilution Factor	Batch Number	Prepared or Analyzed	Analyst	Lab
Total/NA	Analysis	Moisture		1	633834	12/15/21 12:25	LWN	TAL CHI

Client Sample ID: 2. North Bottom, 14'

Lab Sample ID: 500-209658-2

Date Collected: 12/07/21 14:05

Matrix: Solid

Date Received: 12/11/21 12:40

Percent Solids: 88.9

Prep Type	Batch Type	Batch Method	Run	Dilution Factor	Batch Number	Prepared or Analyzed	Analyst	Lab
Total/NA	Prep	5035			633267	12/07/21 14:05	WRE	TAL CHI
Total/NA	Analysis	8260B		50	634408	12/19/21 16:52	PMF	TAL CHI

Client Sample ID: 3. East Wall, South 6'

Lab Sample ID: 500-209658-3

Date Collected: 12/07/21 14:10

Matrix: Solid

Date Received: 12/11/21 12:40

Prep Type	Batch Type	Batch Method	Run	Dilution Factor	Batch Number	Prepared or Analyzed	Analyst	Lab
Total/NA	Analysis	Moisture		1	633834	12/15/21 12:25	LWN	TAL CHI

Client Sample ID: 3. East Wall, South 6'

Lab Sample ID: 500-209658-3

Date Collected: 12/07/21 14:10

Matrix: Solid

Date Received: 12/11/21 12:40

Percent Solids: 88.3

Prep Type	Batch Type	Batch Method	Run	Dilution Factor	Batch Number	Prepared or Analyzed	Analyst	Lab
Total/NA	Prep	5035			633267	12/07/21 14:10	WRE	TAL CHI
Total/NA	Analysis	8260B		50	634408	12/19/21 17:17	PMF	TAL CHI

Lab Chronicle

Client: K. Singh & Associates, Inc
Project/Site: Community Within the Corridor East Block -
40484

Job ID: 500-209658-1

Client Sample ID: 4. East Wall, North 6'

Lab Sample ID: 500-209658-4

Date Collected: 12/07/21 14:15

Matrix: Solid

Date Received: 12/11/21 12:40

Prep Type	Batch Type	Batch Method	Run	Dilution Factor	Batch Number	Prepared or Analyzed	Analyst	Lab
Total/NA	Analysis	Moisture		1	633834	12/15/21 12:25	LWN	TAL CHI

Client Sample ID: 4. East Wall, North 6'

Lab Sample ID: 500-209658-4

Date Collected: 12/07/21 14:15

Matrix: Solid

Date Received: 12/11/21 12:40

Percent Solids: 82.1

Prep Type	Batch Type	Batch Method	Run	Dilution Factor	Batch Number	Prepared or Analyzed	Analyst	Lab
Total/NA	Prep	5035			633267	12/07/21 14:15	WRE	TAL CHI
Total/NA	Analysis	8260B		50	634408	12/19/21 17:43	PMF	TAL CHI

Client Sample ID: 5. North Wall, 5'

Lab Sample ID: 500-209658-5

Date Collected: 12/07/21 14:20

Matrix: Solid

Date Received: 12/11/21 12:40

Prep Type	Batch Type	Batch Method	Run	Dilution Factor	Batch Number	Prepared or Analyzed	Analyst	Lab
Total/NA	Analysis	Moisture		1	633834	12/15/21 12:25	LWN	TAL CHI

Client Sample ID: 5. North Wall, 5'

Lab Sample ID: 500-209658-5

Date Collected: 12/07/21 14:20

Matrix: Solid

Date Received: 12/11/21 12:40

Percent Solids: 83.3

Prep Type	Batch Type	Batch Method	Run	Dilution Factor	Batch Number	Prepared or Analyzed	Analyst	Lab
Total/NA	Prep	5035			633267	12/07/21 14:20	WRE	TAL CHI
Total/NA	Analysis	8260B		50	634408	12/19/21 18:09	PMF	TAL CHI

Client Sample ID: 6. West Wall, North, 4'

Lab Sample ID: 500-209658-6

Date Collected: 12/07/21 14:25

Matrix: Solid

Date Received: 12/11/21 12:40

Prep Type	Batch Type	Batch Method	Run	Dilution Factor	Batch Number	Prepared or Analyzed	Analyst	Lab
Total/NA	Analysis	Moisture		1	633834	12/15/21 12:25	LWN	TAL CHI

Client Sample ID: 6. West Wall, North, 4'

Lab Sample ID: 500-209658-6

Date Collected: 12/07/21 14:25

Matrix: Solid

Date Received: 12/11/21 12:40

Percent Solids: 89.8

Prep Type	Batch Type	Batch Method	Run	Dilution Factor	Batch Number	Prepared or Analyzed	Analyst	Lab
Total/NA	Prep	5035			633267	12/07/21 14:25	WRE	TAL CHI
Total/NA	Analysis	8260B		50	634408	12/19/21 18:35	PMF	TAL CHI

Lab Chronicle

Client: K. Singh & Associates, Inc
Project/Site: Community Within the Corridor East Block -
40484

Job ID: 500-209658-1

Client Sample ID: 7. West Wall, South, 8'

Lab Sample ID: 500-209658-7

Date Collected: 12/07/21 14:30

Matrix: Solid

Date Received: 12/11/21 12:40

Prep Type	Batch Type	Batch Method	Run	Dilution Factor	Batch Number	Prepared or Analyzed	Analyst	Lab
Total/NA	Analysis	Moisture		1	633834	12/15/21 12:25	LWN	TAL CHI

Client Sample ID: 7. West Wall, South, 8'

Lab Sample ID: 500-209658-7

Date Collected: 12/07/21 14:30

Matrix: Solid

Date Received: 12/11/21 12:40

Percent Solids: 87.6

Prep Type	Batch Type	Batch Method	Run	Dilution Factor	Batch Number	Prepared or Analyzed	Analyst	Lab
Total/NA	Prep	5035			633267	12/07/21 14:30	WRE	TAL CHI
Total/NA	Analysis	8260B		50	634408	12/19/21 19:01	PMF	TAL CHI

Client Sample ID: 8. South Wall, 7'

Lab Sample ID: 500-209658-8

Date Collected: 12/07/21 14:35

Matrix: Solid

Date Received: 12/11/21 12:40

Prep Type	Batch Type	Batch Method	Run	Dilution Factor	Batch Number	Prepared or Analyzed	Analyst	Lab
Total/NA	Analysis	Moisture		1	633834	12/15/21 12:25	LWN	TAL CHI

Client Sample ID: 8. South Wall, 7'

Lab Sample ID: 500-209658-8

Date Collected: 12/07/21 14:35

Matrix: Solid

Date Received: 12/11/21 12:40

Percent Solids: 83.3

Prep Type	Batch Type	Batch Method	Run	Dilution Factor	Batch Number	Prepared or Analyzed	Analyst	Lab
Total/NA	Prep	5035			633267	12/07/21 14:35	WRE	TAL CHI
Total/NA	Analysis	8260B		50	634408	12/19/21 19:27	PMF	TAL CHI

Laboratory References:

TAL CHI = Eurofins TestAmerica, Chicago, 2417 Bond Street, University Park, IL 60484, TEL (708)534-5200

Accreditation/Certification Summary

Client: K. Singh & Associates, Inc
Project/Site: Community Within the Corridor East Block -
40484

Job ID: 500-209658-1

Laboratory: Eurofins TestAmerica, Chicago

The accreditations/certifications listed below are applicable to this report.

Authority	Program	Identification Number	Expiration Date
Wisconsin	State	999580010	08-31-22

- 1
- 2
- 3
- 4
- 5
- 6
- 7
- 8
- 9
- 10
- 11
- 12
- 13
- 14
- 15



500-209658 COC

Sample Collector(s) Robert Reineke		Title Senior Engineer		Telephone # (incl area code) (262) 821 1171		To Robert Reineke & Dan Pelczar				
Property Owner Community Within the Corridor East Block		Property Address 2748 N 32nd St, Milwaukee WI		Telephone # (incl area code) N/A		KSingh Project # 40484 500-209658				
I hereby certify that I received properly and disposed of the samples as noted below				Laboratory Name Eurofins-TestAmerica						
Relinquished By (Signature) <i>[Signature]</i>		Date/Time 12/10/2021 3:10 PM		Received By (Signature) <i>[Signature]</i>		Temperature Blank. If samples were received on ice and there was ice remaining you may report the temperature as "received on ice" If all of the ice was melted the temperature of the melt may be substituted for the temperature blank. 3.1				
Relinquished By (Signature) <i>[Signature]</i>		Date/Time 12-10-21 17:00		Received By (Signature) <i>Stephanie Hernandez</i> ETA-CHI 12/11/21 12:10						
1 Specify groundwater (GW) soil (S) air (A) sludge (SL) surface water (SW) etc				Sample Condition						
2 Sample description must clearly correlate the sample ID to the sampling location										
Date Collected	Time Collected	Samples		Location/Description (2)	VOCs	# / Type of Container				
		Type (1)	Device			40mL MeOH	Unpres 2oz	Unpres	---	Other Comment
12/07/2021	2 PM	S	Hand	1 South Bottom 15'	x	1	1			
	2:05 pm			2 North Bottom 14	x	1	1			
	2:10 pm			3 East Wall South 6	x	1	1			
	2:15 pm			4 East Wall North 6'	x	1	1			
	2:20 pm			5 North Wall 5'	x	1	1			
	2:25 pm			6 West Wall North 4	x	1	1			
	2:30 pm			7 West Wall South 8	x	1	1			
	2:35 pm			8 South Wall 7'	x	1	1			
NOTE(S)										
DEPARTMENT USE / OPTIONAL FOR SOIL SAMPLES					DEPARTMENT USE ONLY					
Disposition of unused portion of sample Laboratory should (check) <input type="checkbox"/> Dispose <input type="checkbox"/> Return <input checked="" type="checkbox"/> Retain for <input type="checkbox"/> Other <u>30</u> (days)					Split Samples Offered <input type="checkbox"/> Y <input type="checkbox"/> N Accepted By Accepted <input type="checkbox"/> Y <input type="checkbox"/> N Signature _____					

8-1-6-5-4-3-2-1



Login Sample Receipt Checklist

Client: K. Singh & Associates, Inc

Job Number: 500-209658-1

Login Number: 209658

List Source: Eurofins TestAmerica, Chicago

List Number: 1

Creator: Hernandez, Stephanie

Question	Answer	Comment
Radioactivity wasn't checked or is \leq background as measured by a survey meter.	True	
The cooler's custody seal, if present, is intact.	True	
Sample custody seals, if present, are intact.	True	
The cooler or samples do not appear to have been compromised or tampered with.	True	
Samples were received on ice.	True	
Cooler Temperature is acceptable.	True	
Cooler Temperature is recorded.	True	3.1
COC is present.	True	
COC is filled out in ink and legible.	True	
COC is filled out with all pertinent information.	True	
Is the Field Sampler's name present on COC?	True	
There are no discrepancies between the containers received and the COC.	True	
Samples are received within Holding Time (excluding tests with immediate HTs)	True	
Sample containers have legible labels.	True	
Containers are not broken or leaking.	True	
Sample collection date/times are provided.	True	
Appropriate sample containers are used.	True	
Sample bottles are completely filled.	True	
Sample Preservation Verified.	True	
There is sufficient vol. for all requested analyses, incl. any requested MS/MSDs	True	
Containers requiring zero headspace have no headspace or bubble is <math><6\text{mm}</math> (1/4").	N/A	
Multiphasic samples are not present.	True	
Samples do not require splitting or compositing.	True	
Residual Chlorine Checked.	N/A	

