

## MEMORANDUM

---

DATE : July 22, 2023

TO : Shane LaFave / Roers Companies, LLC

FROM : Pratap Singh, Ph.D., PE / KSingh

SUBJECT : Weekly Progress Report for Week Ending 07/22/2023  
Community Within the Corridor - East Block

COPY TO : Que El-Amin / Scott Crawford, Inc., Robert Reineke, PE, Robert Fedorchak, PE  
Project #40441B

---

The purpose of this memorandum is to summarize the work performed as a part of the emergency response for the referenced project for the week ending 07/22/2023. This document is intended to serve two purposes:

1. Summarizing the tasks performed during the past week, and
2. The action items for the following week.

The month of July continues to show significant improvements toward depressurization throughout the building, and reduction of TCE concentrations both inside the residential units as well as beneath the concrete slab. The three primary goals of acceptable indoor air quality standards, effective depressurization, and sub-slab TCE detections have shown dramatic improvements based on the corrective actions implemented in June 2023.

There are isolated areas which will require additional remediation. Efforts moving forward will focus on these areas and will include source removal, Biochar application, and supplemental fan installation. With the proposed improvements, we are confident that the Vapor Mitigation System's performance will be protective of public health and the environment.

Please see below for the tasks that were performed this week:

1. Task #1 – GC Testing by KSingh  
KSingh continues to work on conducting gas chromatograph (GC) testing for measurement of TCE in various units of the East Block focused on the residential units that are occupied by tenants. Attachment A is comprised of Figure 1, a floor plan for reference of Unit locations, vapor pins, and blowers, with the test results of TCE shown in Tables 1 to 5.

A comprehensive data table of Indoor Air Monitoring Data for TCE is provided in Attachment C. Note that highlighted cell values in green indicate levels that are **lower** than the vapor risk screening levels for **residential** facilities. Graphs showing comprehensive data can be found in Attachment D. The findings of portable continuous and discrete testing for TCE are as follows:

- TCE detections ranged from 1.27  $\mu\text{g}/\text{m}^3$  to 1.94  $\mu\text{g}/\text{m}^3$  in Unit 1045 with an average of **1.57  $\mu\text{g}/\text{m}^3$** .
- TCE detections ranged from 0.43  $\mu\text{g}/\text{m}^3$  to 1.77  $\mu\text{g}/\text{m}^3$  in Unit 1050 with an average of **0.91  $\mu\text{g}/\text{m}^3$** .
- Continuous monitoring results in Units 1045 and 1050 are displayed in Figure 3. The continuous monitoring data shows a direct correlation with the barometric pressure and ambient temperature with the values of TCE. Overall, there was a **significant decline** in the indoor air concentrations in all the residential units on the 1<sup>st</sup>, 2<sup>nd</sup>, and 3<sup>rd</sup> floor of buildings 1B-W, 1B-SW, and 1B-S. **All units continue to comply to the Vapor Action Levels (VAL) set forth by WDNR.**
- The continuous monitoring was discontinued on July 18 after observing a continuous declining trend below VAL.

## 2. Task #2 – Sub-Slab TCE Concentration Distribution

Weekly readings of sub-slab vapor concentrations were recorded from the vapor pin installations to evaluate the magnitude and variation of sub-slab vapor contamination in the soil. Results include:

- Sub-slab vapor concentrations taken from various locations show a similar trend to previous weeks data.
- About 85% (up from 75% last week) of the residential units/common areas tested demonstrated lower values than the Vapor Risk Screening Level (VRSL) set forth by WDNR.
- The values of sub-slab TCE can be observed in Appendix D (Table 8). A major hotspot can be observed in the areas between Units 1044 – 1050, extending to the Laundry, which will require additional action.
- The south-west section of the garage continues to indicate a high value of sub-slab TCE coupled with no vacuum making it another area of concern. Soil borings were conducted at the locations shown in Figure 1 to evaluate the plume delineation in that region. The results from the borings are awaited and will be shared in the next weekly report.

## 3. Task #3 – VMS Operations

Blowers 1 – 7 continue to operate at the intended capacity resulting in depressurization in most areas. Blower 7 has been out of service due to a mechanical fault since last week. The GBR 89 from Blower 6 was moved to Blower 7 and a new GBR 123 was commissioned in place of the Blower 6 on 7/21/2023 resulting in an improved vacuum in the area as evident in Table 6.

## 4. Task #4 – Depressurization

The results of vacuum measurements are shown in Table 6. Please note the following:

- The operational issues of Blower 7 resulted in low vacuum readings in Building 1B – S for most of the week but was restored later.
- A Radon Fan was installed in the inspection port in the SW Garage to aid the vacuum in the area. The addition of this fan made a significant difference in parking spots 11 and 19 but did not generate the expected vacuum in spaces 2 and 6.
- Figure 7 in Attachment E shows the correlation between sub-slab vapor TCE values and the corresponding vacuum levels at all the vapor pin installations. A positive correlation

coefficient indicates that presence of higher vacuum would result in lower sub-slab TCE levels giving evidence of the efficient functioning of the VMS system (vacuum readings and sub-slab TCE levels are inversely proportional).

- The decrease in the correlation coefficient can be treated as a temporary skew pending restored functioning of the blowers.

#### 5. Task #5 – Biochar Study

- A pilot study was conducted with various proportions of biochar and soil to investigate the optimum quantity of biochar to be added to soil to adsorb the TCE. In addition to this, a novel mixture of biochar and alginate as a caulking mixture to seal the cracks in the wooden columns and floors was also devised. The details of the study along with the results can be found in Attachment F.
- The results from the soil interaction study demonstrated that addition of biochar did not conclusively affect the uptake of TCE. Since TCE was subject to volatilization, the biochar had two medias of adsorption: soil and air. The reduction of TCE in air because of addition of soil is shown in Figure 8.
- The data from the air samples show a trend that is similar to that of the TCE in soil. This shows the highest interaction of biochar-TCE taking place at 15% concentration. Since this is an ongoing study, the results of the air sample analyses at the end of the 15-day period will be shared in the next weekly report.
- Biochar was also investigated for its swelling characteristics due to uptake of water. In a 3.5-gallon bucket, 2 inches of biochar was topped with about 1.5 ft of pea gravel to simulate the fill in the excavated area. Water was added to pea gravel to simulate flooding conditions. Despite being known to have a high-water retention capacity upon saturated with water, the biochar did not demonstrate any swelling.
- The biochar-alginate mix in the cracks of the wooden columns resulted in minor changes in the TCE concentrations in the area of the crack. It is likely due to the influence of the ambient air in the residential unit. An extension of this study in a smaller confined space would be done to further evaluate the efficacy of this option.
- The pictures from the different components of the biochar study are shared in Attachment F.

#### **Action Items for Week of July 23, 2023 – July 29, 2023**

KSingh plans to perform the following tasks in the upcoming week:

1. Coordinate with Horner Plumbing, Roman Electric, and OBAR for installation of replacement GBR fans at the South blower location.
2. Conduct discrete sampling for units being vacated by residents.
3. Continue discrete sampling in various units and common areas and add results to comprehensive data table.
4. Conduct vacuum measurements at strategic locations within the buildings daily.
5. Continue to measure sub-slab TCE concentrations on a weekly basis to evaluate the performance of the VMS.

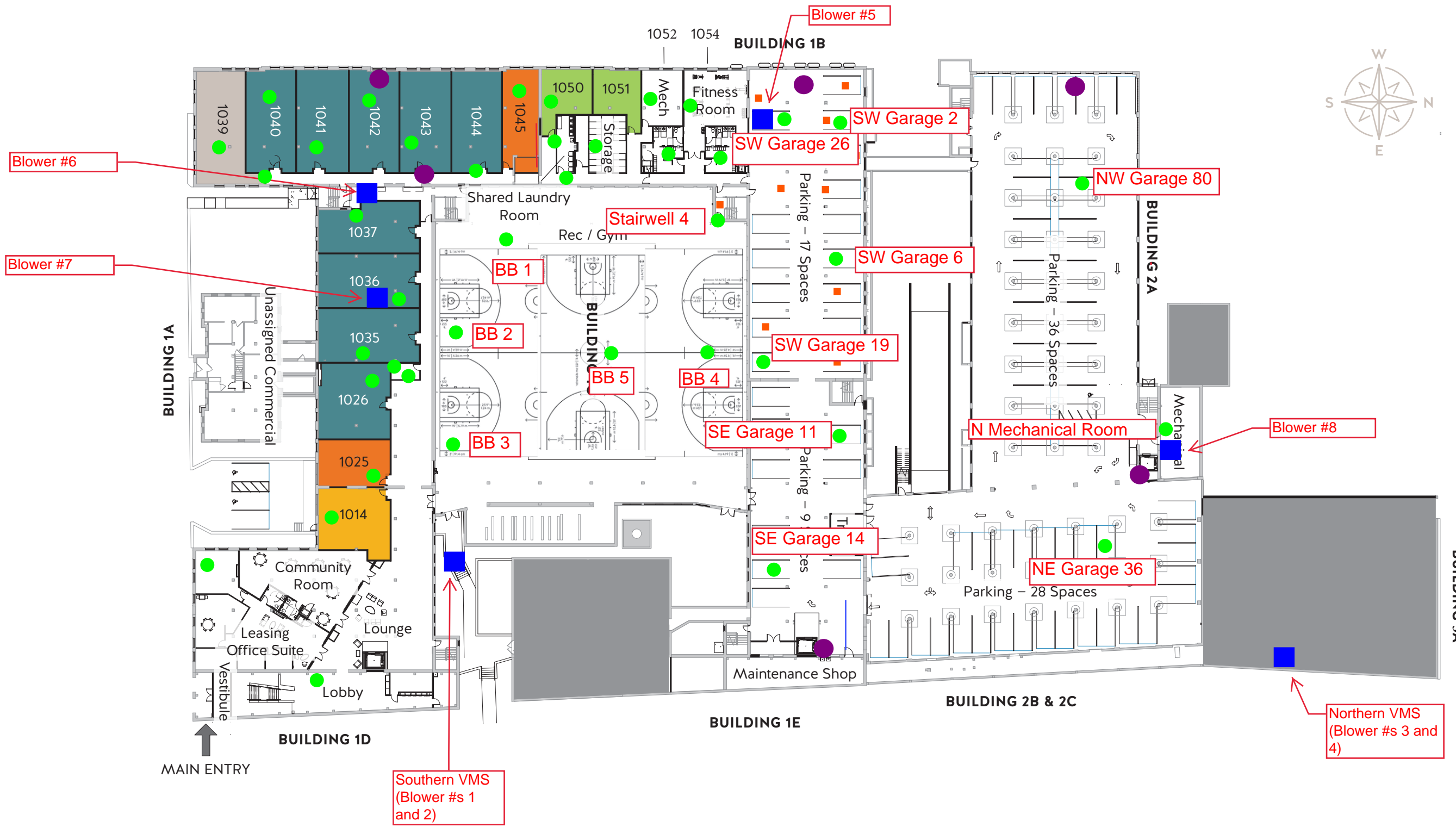
#### **Attachments**

KSingh has included the following attachments, figures and tables for reference:

- Attachment A: Floor Plan and Summary of Monitoring Results by Date
  - Figure 1 – Floor Plan and Unit Location Map
  - Tables 1-5 – Indoor Air Monitoring Results by Date
- Attachment B/Table 6: Comprehensive Vacuum Measurements (inches H<sub>2</sub>O)
- Attachment C/Table 7: Comprehensive Data Table – Indoor Air
- Attachment D/Table 8: Comprehensive Data Table – Sub-Slab Vapor TCE
- Attachment E: Figures 2-7 of TCE Levels through July 21, 2023
- Attachment F: Biochar Study Design, Results and Photos

**Attachment A**  
Floor Plan and Monitoring Results by Date

# East Building Level 1



- Soil Boring Locations
- Vapor Mitigation Systems (Blowers)
- Vapor Pins
- Sumps

Figure 1. Locations of Access Points, Additional Sumps and Drains, Blowers for Vapor Mitigation System, and Vapor Pins

**Attachment A**  
Monitoring Results by Date  
On-site EPA Method TO-14 Data

Instrument: SRI 8610 Gas Chromatograph with ECD

Operator: KSingh

**Table 1: Indoor Air Monitoring Results from 07/17/2023**

\*\*No Monitoring was conducted

**Table 2: Indoor Air Monitoring Results from 07/18/2023**

**All readings taken from the cracks in the wooden columns**

Sample ID	Sample Location	Sample Time	TCE ( $\mu\text{g}/\text{m}^3$ )	PCE ( $\mu\text{g}/\text{m}^3$ )
IA - 1191	1044	16:03	3.4	ND
IA - 1192	1045	16:14	11.09	ND
IA - 1193	1048	16:24	0.97	ND
IA - 1194	1049	16:32	2.77	ND
IA - 1195	1052	16:41	0.5	ND
IA - 1196	1053	16:54	1.19	ND
IA - 1197	1042	17:07	0.21	ND
IA - 1198	1041	17:16	0.25	ND
IA - 1199	1040	17:28	0.34	ND
IA - 1200	1039	17:39	0	ND
Reporting Limit ( $\mu\text{g}/\text{m}^3$ )			0.6	0.6
ND Indicates Not Detected at listed reporting level				

**Table 3: Indoor Air Monitoring Results from 07/19/2023**

Sample ID	Sample Location	Sample Time	TCE ( $\mu\text{g}/\text{m}^3$ )	PCE ( $\mu\text{g}/\text{m}^3$ )
IA - 1201	1041	13:39	0.24	ND
IA - 1202	1042	13:47	0.21	ND
IA - 1203	1044	13:56	1.4	ND
IA - 1204	1051	14:04	0.27	ND
IA - 1205	2014	14:14	0	ND
IA - 1206	2056	14:22	0.41	ND
IA - 1207	2057	14:34	1.09	ND
IA - 1208	2058	14:43	0.97	ND
IA - 1209	2059	14:50	0.77	ND
IA - 1210	3057	15:00	0.5	ND
IA - 1211	3062	15:08	0.19	ND
IA - 1212	Front Lobby	15:16	0.21	ND
IA - 1213	NE Garage	15:24	0.25	ND
IA - 1214	NE Gym	15:32	0.34	ND
IA - 1215	Stairwell 3	15:40	0	ND
Reporting Limit ( $\mu\text{g}/\text{m}^3$ )			0.6	0.6
ND Indicates Not Detected at listed reporting level				

**Table 4: Sub-Slab Monitoring Results from 07/20/2023**

\*\*GC Monitoring was conducted for the West Block



**Table 5: Sub-Slab Monitoring Results from 07/21/2023**

Sample ID	Sample Location	Sample Time	TCE ( $\mu\text{g}/\text{m}^3$ )	PCE ( $\mu\text{g}/\text{m}^3$ )
IA - 1239	1041	7:53	0.22	ND
IA - 1240	1042	8:02	0	ND
IA - 1241	1044	8:11	0.92	ND
IA - 1242	1051	8:24	0.24	ND
IA - 1243	2014	8:34	0	ND
IA - 1244	2056	8:42	0.5	ND
IA - 1245	2057	8:50	0	ND
IA - 1246	2058	8:58	0	ND
IA - 1247	2059	9:05	0	ND
IA - 1248	3057	9:14	0	ND
IA - 1249	3062	9:21	0	ND
IA - 1250	Front Lobby	9:33	0.23	ND
IA - 1251	NE Garage	9:42	0	ND
IA - 1252	NE Gym	9:51	0.19	ND
IA - 1253	Stairwell 3	9:59	0	ND
IA - 1254	1st FI Hallway South	10:07	0	ND

**All samples from sub-surface taken from the vapor pins**

Sample ID	Sample Location	Sample Time	TCE ( $\mu\text{g}/\text{m}^3$ )	PCE ( $\mu\text{g}/\text{m}^3$ )
IA - 1255	1055	17:17	0.36	ND
IA - 1256	1054	17:36	0.44	ND
IA - 1257	1053	17:44	27.3	0.6
IA - 1258	Oppo. 1054	17:26	31.5	ND
IA - 1259	Stairwell 4	17:52	11.7	ND
IA - 1260	1052	10:14	3.1	ND
IA - 1261	1051	10:22	7.55	ND
IA - 1262	1049	10:48	1.01	ND
IA - 1263	1048	10:57	538	1.1
IA - 1264	1050	11:06	235	0.65
IA - 1265	Out 1050	11:17	68.1	ND
IA - 1266	1045	11:36	204	2.57
IA - 1267	Out 1044	11:44	430	38.8
IA - 1268	1043	11:51	7.49	ND
IA - 1269	1042	12:02	7.05	1.33
IA - 1270	1041	12:10	6.52	ND

IA - 1271	1040	12:18	7.8	ND
IA - 1272	1040 - out	12:29	25.9	ND
IA - 1273	1039	12:37	4.1	ND
IA - 1274	1037	12:47	13.8	3.47
IA - 1275	1036	12:56	3.06	2.65
IA - 1276	1035	13:03	5.18	ND
IA - 1277	1035 - out	13:15	16.9	0.83
IA - 1278	1058 E	13:24	117	6.13
IA - 1279	1058 W	13:32	8.7	ND
IA - 1280	1026	13:40	10.4	ND
IA - 1281	1025	13:57	1.54	ND
IA - 1282	1014	14:03	38.9	3.73
IA - 1283	1011	14:11	2.47	1.36
IA - 1284	SE Lobby	14:19	2.15	ND
IA - 1285	BB 1	14:30	0.62	1.51
IA - 1286	BB 2	14:38	18.9	6.75
IA - 1287	BB 3	14:46	97.9	21.7
IA - 1288	BB 4	14:55	1.22	ND
IA - 1289	BB 5	15:04	1.23	5.67
IA - 1290	SW Garage (2)	15:13	230.7	0.63
IA - 1291	SW Garage (26)	15:20	12.7	ND
IA - 1292	SW Garage (6)	15:29	2.11	ND
IA - 1293	SW Garage (19)	15:36	1.93	ND
IA - 1294	SE Garage (11)	15:44	1.89	ND
IA - 1295	SE Garage (14)	15:52	1.3	ND
IA - 1296	NW Garage (80)	16:00	17.4	ND
IA - 1297	NE Garage (36)		5.1	ND
IA - 1298	N Mech Room		15.3	ND
Reporting Limit ( $\mu\text{g}/\text{m}^3$ )			0.6	0.6
ND Indicates Not Detected at listed reporting level				

**Attachment B**  
**Table 6: Comprehensive Vacuum Measurements (inches H<sub>2</sub>O)**

Note	Obar @ 90%					Average
	17-Jul	18-Jul	19-Jul	20-Jul	21-Jul	
<b>Date</b>	17-Jul	18-Jul	19-Jul	20-Jul	21-Jul	
<b>Time</b>	14:00	12:30	12:50	12:00	11:15	
<b>Location</b>						<b>Average</b>
<b>1055</b>	-0.436	-0.441	-0.459	-0.453	-0.466	-0.451
<b>1054</b>	-0.941	-0.934	-0.94	-0.932	-0.934	-0.936
<b>1053</b>	-0.506	-0.5	-0.501	-0.497	-0.499	-0.501
<b>Oppo. 1054</b>	-0.322	-0.321	-0.327	-0.323	-0.316	-0.322
<b>Stairwell 4</b>	-0.009	0	-0.006	-0.007	0	-0.004
<b>1052</b>	-0.92	-0.932	-0.931	-0.939	-0.902	-0.925
<b>1051</b>	-0.215	-0.226	-0.222	-0.224	-0.218	-0.221
<b>1049</b>	-0.211	-0.218	-0.217	-0.216	-0.202	-0.213
<b>1048</b>	-0.089	-0.093	-0.091	-0.093	-0.076	-0.088
<b>1050</b>	-0.091	-0.096	-0.107	-0.099	-0.093	-0.097
<b>Out 1050</b>	-0.144	-0.14	-0.147	-0.144	-0.118	-0.139
<b>1045</b>	-0.059	-0.064	-0.069	-0.061	-0.049	-0.060
<b>Out 1044</b>	-0.153	-0.149	-0.141	-0.148	-0.208	-0.160
<b>1043</b>	-0.044	-0.041	-0.033	-0.039	-0.077	-0.047
<b>1042</b>	-0.016	-0.015	-0.016	-0.017	-0.045	-0.022
<b>1041</b>	-0.054	-0.051	-0.046	-0.049	-0.097	-0.059
<b>1040</b>	-0.051	-0.047	-0.053	-0.052	-0.095	-0.060
<b>Out 1040</b>	-0.091	-0.088	-0.072	-0.079	-0.141	-0.094
<b>1039</b>	-0.019	-0.015	-0.013	-0.016	-0.028	-0.018
<b>1037</b>	-0.005	-0.004	0	0	-0.128	-0.027
<b>1036</b>	0	0	0	0	-0.252	-0.050
<b>1035</b>	0	0	-0.01	-0.011	-0.145	-0.033
<b>Out 1035</b>	0	0	0	-0.006	-0.036	-0.008
<b>1058 E</b>	-0.011	-0.016	-0.01	-0.013	-0.094	-0.029
<b>1058 W</b>	-0.014	-0.016	-0.014	-0.015	-0.128	-0.037
<b>1026</b>	-0.011	-0.017	-0.032	-0.031	-0.159	-0.050
<b>1025</b>	-0.039	-0.044	-0.039	-0.041	-0.07	-0.047
<b>1014</b>	-0.211	-0.211	-0.204	-0.21	-0.235	-0.214
<b>1011</b>	-0.039	-0.044	-0.055	-0.053	-0.063	-0.051

<b>SE Lobby</b>	-0.561	-0.556	-0.562	-0.561	-0.566	-0.561
<b>BB 1</b>	-0.013	-0.01	-0.018	-0.016	-0.016	-0.015
<b>BB 2</b>	-0.006	0	-0.004	-0.006	-0.018	-0.007
<b>BB 3</b>	-0.044	-0.047	-0.044	-0.039	-0.065	-0.048
<b>BB 4</b>	0	0	0	0	-0.011	-0.002
<b>BB 5</b>	-0.014	-0.016	-0.031	-0.03	-0.03	-0.024
<b>SW Garage (2)</b>	0	-0.007	0	-0.002	0	-0.002
<b>SW Garage (26)</b>	-0.29	-0.32	-0.317	-0.311	-0.321	-0.312
<b>SW Garage (6)</b>	0	0	0	0	0	0.000
<b>SW Garage (19)</b>	0	-0.024	-0.014	-0.021	-0.006	-0.013
<b>SE Garage (11)</b>	0	-0.026	-0.013	-0.019	-0.028	-0.017
<b>SE Garage (14)</b>	-0.024	-0.07	-0.052	-0.053	-0.057	-0.051
<b>NW Garage (80)</b>	-0.025	-0.034	-0.035	-0.031	-0.035	-0.032
<b>NE Garage (36)</b>	-1.602	-1.645	-1.616	-1.609	-1.622	-1.619
<b>N Mech Room</b>	0	0	0	0	0	0.000
Red highlighted cells indicate values below the desired level on -0.01 inH2O						

\*\* Note that Blowers 2 and 7 were malfunctioning between July 17 and July 20 which has impacted the vacuum measurements as indicated in the above table.

**Attachment C**  
**Comprehensive Data Table – Indoor Air**

Community Within the Corridor - East Block

Table 7 - Discrete Sampling Test Results - March/April 2023

Sample Location	30-Mar	31-Mar	1-Apr	3-Apr	4-Apr	5-Apr	6-Apr	7-Apr	10-Apr	11-Apr	12-Apr	13-Apr	14-Apr	15-Apr	17-Apr	18-Apr	19-Apr	20-Apr	21-Apr	24-Apr	25-Apr	26-Apr	27-Apr	28-Apr	
1045 Entry Floor Hole			400																						
1045 North Wall			360																						
1045 Wood Column			1500								352														
1050 South Wall Hole			8000																						
1st Floor Hallway Center	15				3.5	17.7	64	25	81.1	35		42.7	63.3	106	181	147	8.5	22.4	7.4	7.8		4.7	17.7	2.7	
1st Floor Hallway North	10																								
1st Floor Hallway South	5.2																								
2081 Hallway		0																							
2nd Floor Corridor North		0																							
2nd Floor Corridor South		0																							
2nd Floor Hallway Center	0.7											3	3.6												
2nd Floor Hallway North	0.8	0																							
2nd Floor Hallway South	0.8																								
Stairwell 2	3.2	2																			4.5			2.9	
2nd Floor Stairwell 4		0																				12.4			
2nd Floor Stairwell 8		0																							
3rd Floor Corridor			0																						
3rd Floor Hallway Center			0									3.3	2												
3rd Floor Hallway South	0																								
3rd Floor Stairwell 2	3.4					2.1																			
Stairwell 3			0.6																						
3rd Floor Stairwell 4			0.7																				11.2		
Basket Ball Court	0.3																					12			
Basket Ball Court 2	0																						7.5	6.3	
Basket Ball Court 3																									
Basket Ball Court 4																									
Elevator	0																								
Fitness Center										49.6	43.7		28.1								29.3				
Front Lobby		0																				4			
NW Garage	0.6																								
N Garage	0																						0		
SE Garage	0.8																							7.7	
Hallway Outside 3021			0																						
Hallway Outside 3035			0																						
Hallway Outside 3065			0.7																						
N Mechanical Room										6.26	2.4	5.9	14.8	7	7.3	7.2	5.3	7.9		10	7	7.2	7.8	4.5	
Men's Locker Room						60.7	123		122		428	82.9				161	131			23.7	28.3				
Women's Locker Room																									
Powerhouse																						0.7	3.2		
Unit 1002 - Postboxes																									
Unit 1006	0.3	0															4.3				1.4				
SSD Vent Pipe #1 - S - 7.5 HP			13	22	24.5	22	24.8	24	26.7	26.2	28	28	30.3	31.4	34.6	28.2	36.4	33.1	35.2	32		31.4	28.6		
SSD Vent Pipe #2 - S - 10 HP			26	30	21.9	16.4	18.7	17.2	44.4	19.5	19	47.7	29.3	57.8	20.5	21.1	19.8	21.4	20.9	20.7		20.6	28.5		
SSD Vent Pipe #3 - N - 7.5 HP					17.6	2.2	3	5	3.3	3	4.3	11.9	7.17	16.7	11.3	9.4	8.1	5.3	6.1	7.2		43.5	6.1		
SSD Vent Pipe #4 - N - 10 HP					41.2	29.5	33	39	37	38.7	39.1	29.3	44	41.9	36.8	38.2	35	42.8	43.1	46.3		5.7	44.4		
SW Garage																	11.3	21						20.3	
Stairwell 4	1.6					2.2			2.7	2.6				14.4			7								
Stairwell 6																									
Stairwell 7																									
Unit 1011																									
Unit 1014										0															
Unit 1025	0																	3.6						4.8	
Unit 1026	0.3									0.96															
Unit 1035	0.3																								
Unit 1036	0.5																								
Unit 1037	2										0.9														
Unit 1039	4.7										11.4	8										3.4			
Unit 1040	10.3											14.5					21.2	22.6							
Unit 1041	11.6								19.9		16.8	14.4													
Unit 1042	11.4										16.2	15.2											12.6	9.3	
Unit 1043	17.6					21.6	31.3					24													
Unit 1044	56					77	95				69.7	84.5					85.8		45.6		53.3				
Unit 1045	350		293	298	287	272	267	279	28.9	230	352	236	151.5	124	336	115	283	61	127	116	112	221	51.3	26.6	
Unit 1048																									
Unit 1049																									
Unit 1050	160		137	143	110	348	280	108	135	114	706	145	60	118	142	149	110	77.8	131	138	152	113	71.7	199	



Community Within the Corridor - East Block

Table 7 - Discrete Sampling Test Results - May 2023

Sample Location	1-May	2-May	3-May	4-May	5-May	8-May	9-May	10-May	11-May	12-May	15-May	16-May	17-May	18-May	19-May	22-May	23-May	24-May	25-May	26-May	30-May	31-May	
1045 Entry Floor Hole																							
1045 North Wall																							
1045 Wood Column																							
1050 South Wall Hole																							
1st Floor Hallway Center		14	9	3.5	2.3		3.49							21.2	3.48	5.39				2.38	3.6		
1st Floor Hallway North																							
1st Floor Hallway South									0.947	1.92	1.96		0										
2081 Hallway																							
2nd Floor Corridor North																							
2nd Floor Corridor South																							
2nd Floor Hallway Center								4.69			4.2										2.74		
2nd Floor Hallway North																							
2nd Floor Hallway South																							
Stairwell 2									4.15														
2nd Floor Stairwell 4						7.19																	
2nd Floor Stairwell 8																							
3rd Floor Corridor											1.7												
3rd Floor Hallway Center																					1.71		
3rd Floor Hallway South																							
3rd Floor Stairwell 2				2.35																			
Stairwell 3								3.9															
3rd Floor Stairwell 4																							
Basket Ball Court														1.84			8.96						
Basket Ball Court 2		2.2		3	2.3	0.624			1.02					1.53			0						
Basket Ball Court 3														1.56			0.536						
Basket Ball Court 4														0.816			0.734						
Elevator																							
Fitness Center								29				33.8	21	21	24.5	16.6		42.5	15.1			24.2	
Front Lobby																							
NW Garage													14			0.62							
N Garage										1.78			0.607		0	0.63		0.776					
SE Garage																6.6		0.6					
Hallway Outside 3021																							
Hallway Outside 3035																							
Hallway Outside 3065																							
N Mechanical Room	13.7	11.5			10.1	10.9	11.8		6.89		10.7						0.737						
Men's Locker Room	58	31.6					53.3				52.3	7.62								21.7			
Women's Locker Room					45															25.8			
Powerhouse																							
Unit 1002 - Postboxes																							0
Unit 1006	2.97							2.4			1.7						0.737					0	
SSD Vent Pipe #1 - S - 7.5 HP	26.1	27.9			25.7		26.2		21.9				27.01		26.7			7.04					19.6
SSD Vent Pipe #2 - S - 10 HP	1.2				20		15.7		18.7				18.2		19.3			11.1					33.8
SSD Vent Pipe #3 - N - 7.5 HP	8.6				5.9		4.97		0				3.47		3.41			1.85					4.8
SSD Vent Pipe #4 - N - 10 HP	38.3				37.7		22.4		4.83				31.1		21.9			4.7					20.2
SW Garage	25.2			26.1		23.6	25.5		21.4				0.683	1.15	0	7.84							
Stairwell 4		12											9.03										
Stairwell 6																							
Stairwell 7																							
Unit 1011								2.61	0														
Unit 1014																							0
Unit 1025																	1.1	0			0		0
Unit 1026									1.67	0	0												0.7
Unit 1035																							1.1
Unit 1036									1.37								4.59				2.37		1.2
Unit 1037																							3.7
Unit 1039			1.4									5.18				6.06			1.19				8.1
Unit 1040								11.2	7.37			7.25							5.29				11.5
Unit 1041				13								7.07							9.13				10.9
Unit 1042	15.5						11.9	13.1			8.22	13.6	6.61	0.53		1.42	5.16		3.88	10.1		5.3	



Unit 1043												117							12.2			11.7
Unit 1044												37.6							29.3			37.8
Unit 1045	90.3	132	121		220	38.4	33.8		17.2	14.3	22.6	9.82	60.7		14.9	24.1	46.3	13.7	38.1		103	26
Unit 1048										86.2							45.7					
Unit 1049					142			159		96.9							66.1		21.4			30.3
Unit 1050	231	194	186	95.5	174	67.5	297		80.2	75.7	228	77.9		103	90.7	90.9	88.5	147	170		116	78.4
Unit 1051												52.7						39.8	18.2			
Unit 1052	73.6	62.6	340		76		70.7					55.7					32		16.8			21.1
Unit 1056																						
Unit 1057																					0	
Unit 1058																	1.46			0		
Unit 1079											152											
Unit 2014			48.8							0												
Unit 2015								0.77														
Unit 2016																						
Unit 2017																						
Unit 2022																						
Unit 2025																						
Unit 2036																						
Unit 2037																						
Unit 2039								0.77														
Unit 2040																						
Unit 2042				2.5																		
Unit 2043																						
Unit 2044																						
Unit 2045			19.1			1.36					0.99			1.97		2.99				11.8		
Unit 2049										1.07												
Unit 2056											1.11			5.89		11.5					66.4	
Unit 2057						1.24			0.64													
Unit 2058				2.9																		
Unit 2059																						
Unit 2061																						
Unit 2062																						
Unit 2063																						
Unit 2064						1.78																
Unit 2065																						
Unit 2068																						
Unit 2077				1.7		0.838																
Unit 2079																						
Unit 2111																			0			
Unit 2112																						
Unit 2114																						
Unit 2116																						
Unit 3014																						
Unit 3015																						
Unit 3016																						
Unit 3017																						
Unit 3020																						
Unit 3021																						
Unit 3023											0											
Unit 3025																						
Unit 3035																						
Unit 3036																						
Unit 3037																						
Unit 3039																						
Unit 3040																						
Unit 3041				2.45																		
Unit 3042																						
Unit 3043																						
Unit 3044																						
Unit 3045						0										3.75				8.11		
Unit 3056																1.21				6.99		
Unit 3057						0																
Unit 3058																						

Unit 3059																							
Unit 3061																							
Unit 3062																							
Unit 3063						0																	
Unit 3079																							
Unit 3092				1.67																			

Community Within the Corridor - East Block

Table 7 - Discrete Sampling Test Results - June/July 2023

Sample Location	1-Jun	5-Jun	7-Jun	8-Jun	9-Jun	12-Jun	13-Jun	14-Jun	15-Jun	16-Jun	23-Jun	26-Jun	3-Jul	10-Jul	11-Jul	12-Jul	14-Jul	19-Jul	21-Jul
1045 Entry Floor Hole																			
1045 North Wall																			
1045 Wood Column																			
1050 South Wall Hole																			
1st Floor Hallway Center							0.24							0.1					
1st Floor Hallway North																			
1st Floor Hallway South					0.4												0.39	0	0
2081 Hallway																			
2nd Floor Corridor North																			
2nd Floor Corridor South																			
2nd Floor Hallway Center					0.42									0.1					
2nd Floor Hallway North																			
2nd Floor Hallway South																			
Stairwell 2																			
2nd Floor Stairwell 4																			
2nd Floor Stairwell 8																			
3rd Floor Corridor																			
3rd Floor Hallway Center						0.47								0.1					
3rd Floor Hallway South																			
3rd Floor Stairwell 2																			
Stairwell 3					0.1		0.23										0.42	0	0
3rd Floor Stairwell 4																			
Basket Ball Court					2.65							0.2							
Basket Ball Court 2																	0.48	0.34	0.19
Basket Ball Court 3							0.24												
Basket Ball Court 4																			
Elevator																			
Fitness Center	16.1	4.2		0.4			0.29	0.55				0.49	0.69						
Front Lobby																	0.56	0.21	0.23
NW Garage						0.85	0												
N Garage							0.27												
SE Garage							0.23												
Hallway Outside 3021																			
Hallway Outside 3035																			
Hallway Outside 3065																			
N Mechanical Room	1.5					7.7	3.4				2.2	2.86							
Men's Locker Room				0.5				0.2			0.56	0.47	0.6						
Women's Locker Room				0.4				0.5											
Powerhouse																			
Unit 1002 - Postboxes																			
Unit 1006							0.21												
SSD Vent Pipe #1 - S - 7.5 HP							21.7												
SSD Vent Pipe #2 - S - 10 HP							18.4												
SSD Vent Pipe #3 - N - 7.5 HP																			
SSD Vent Pipe #4 - N - 10 HP																			
SW Garage							0.3				0.33								
Stairwell 4		3			0.34		0.24				0.33	0.2							
Stairwell 6																			
Stairwell 7																			
Unit 1011																			
Unit 1014					0.21						0			0.1					
Unit 1025					0.31														
Unit 1026														0.1					
Unit 1035					0.22						0.28	0.1		0.1					

Unit 1036			6.9		0.26						0.3								
Unit 1037					0.46						0.35	0.1		0.1					
Unit 1039				0.7	0.3						0.27	0.19		0.1					
Unit 1040				0.6								0.24							
Unit 1041					0.51											0.19	1.66	0.24	0.22
Unit 1042		4	19.2	0.8								0.24	0.1			0.1	0.82	0.21	0
Unit 1043					0.53			0.32			0.47		1.19						
Unit 1044		65.2	11.7	1.7				1.85			3.2	1.67	1.79			1.76	2.1	1.4	0.92
Unit 1045	23.3		14.4	2.4	5.26	3.84	3.33	2.99	2.88	2.57									
Unit 1048	121	19.8	13.5	0.33				0.43			0.72	0.1	0.55						
Unit 1049	21.8	23.6		1.2				0.58			2.5	1.03							
Unit 1050	60.4	27.3	10.3	3.4	3.05	2.28	1.95	2.12	2.17	1.62									
Unit 1051	16.9				0.76			0.38								0.26	1.35	0.27	0.24
Unit 1052	14.5			0.23				0.36				0.35	0.1						
Unit 1056	14.6																		
Unit 1057																			
Unit 1058							0.21				0.34								
Unit 1079																			
Unit 2014						0.35										0.1	0.54	0	0
Unit 2015																			
Unit 2016													0.1						
Unit 2017													0.1						
Unit 2022																			
Unit 2025													0.1						
Unit 2036																			
Unit 2037																			
Unit 2039																			
Unit 2040													0.1						
Unit 2042													0.1						
Unit 2043																			
Unit 2044																			
Unit 2045					0.52														
Unit 2049																			
Unit 2056					1											0.1	1.23	0.41	0.5
Unit 2057																0.1	0.49	1.09	0
Unit 2058																0.1	1.05	0.97	0
Unit 2059																0.1	0.21	0.77	0
Unit 2061																			
Unit 2062																			
Unit 2063																0.1			
Unit 2064																			
Unit 2065																0.1			
Unit 2068																0.1			
Unit 2077																0.1			
Unit 2079																0.1			
Unit 2111																			
Unit 2112																0.1			
Unit 2114																0.1			
Unit 2116																0.1			
Unit 3014						0.35										0.1			
Unit 3015																			
Unit 3016																0.1			
Unit 3017																			
Unit 3020																0.1			
Unit 3021																0.1			
Unit 3023																			
Unit 3025																			
Unit 3035																			
Unit 3036																			

Unit 3037																			
Unit 3039																			
Unit 3040																			
Unit 3041																			
Unit 3042																			
Unit 3043																			
Unit 3044																			
Unit 3045																			
Unit 3056						0.22													
Unit 3057						0.3								0.1	0.43	0.5	0		
Unit 3058																			
Unit 3059																			
Unit 3061																			
Unit 3062														0.1	0.56	0.19	0		
Unit 3063																			
Unit 3079													0.1						
Unit 3092																			

**Attachment D**

**Table 8: Comprehensive Data Table – Sub-Slab Vapor TCE**

Green cells indicate the VRSL levels below the DNR limit of 70 ug/m3								
Location		Week of 6/3	Week of 6/17	Week of 6/24	Week of 7/1	Week of 7/8	Week of 7/15	Week of 7/22
1055	Women's Locker Room		46.5	17.3	13.5	25.8	9.89	0.36
1054	Fitness Room	596	0.8	4.8	0.483	2.6	2.23	0.44
1053	Men's Locker Room		102.3	71.31	55.7	76.2	26.5	27.3
Oppo. 1054			58.9	55.6	46.9	48.2	53.3	31.5
Stairwell 4			252.5	6.3	27.4	22.1	14.2	11.7
1052	Mechanical Room		63.9	38.1	14.9	5.96	4.97	3.1
1051			47.3	32.4	22.7	25.8	12.6	7.55
1049	Storage Room	426	2.6	3.38	1.76	2	2.25	1.01
1048	Laundry Room	322	679	572	561	637	556	538
1050		1443	303.4	377	265	283	275	235
Out 1050		971	113.1	10.1	64.1	46.3	72.8	68.1
1045		750	271.6	206	253	238	222	204
Out 1044		456	380.5	364	419	205	376	430
1043			178.5	185	7.92	14.3	10.7	7.49
1042		11.8	15.93	10.4	2.67	1.22	6.43	7.05
1041			108.7	13.2	4.48	4.24	18.8	6.52
1040		1.6	11.7	16.1	3.22	1.13	3.83	7.8
1040 - out				21.3	3.1	10.3	5	25.9
1039		23.5	62.2	4.3	15.2	23.8	16.5	4.1
1037			240.4	4.3	11.04	50.1	43.7	13.8
1036			17.2	5.5	2.85	10.2	6.13	3.06
1035			0.8	7	0.534	1.4	1.61	5.18
1035 - out			87	55.4	73.2	98.9	95.1	16.9
1058 E	Electric Room		433.8	1.5	87	307	181	117

1058 W	Electric Room		73.3	6.99	0.1	5.3	3.19	8.7
1026			16.7	6.6	7.39	20.8	14.8	10.4
1025			2.2	2.1	1.01	10.5	2.15	1.54
1014			23.9	2.2	21.2	124	44.7	38.9
1011	Conference Room		17.5	1.6	1.5	5.24	0.6	2.47
SE Lobby	Near Exit	328	0.46	0.5	0.1	0.37	0.1	2.15
BB 1	SW of the Gym			73	25.1	553	571	0.62
BB 2	South part of the Gym		30.8	1.5	286	65	43	18.9
BB 3	SE part of the Gym		2.2	1.6	0.733	1.05	7.5	97.9
BB 4	N of the Gym		2.6	1.9	0.569	0.77	3.37	1.22
BB 5	Center of the Gym		58.9	1.9	27.5	87	86.5	1.23
SW Garage (2)			227.4	63.7	300	307	317	230.7
SW Garage (26)						24.3	22.3	12.7
SW Garage (6)						43.9	2.7	2.11
SW Garage (19)						7.49	2.61	1.93
SE Garage (11)						49.5	17.8	1.89
SE Garage (14)			10.3	1.6	1.24	2.02	1.99	1.3
NW Garage (80)			141.5	4.7	12.7	27.2	21.2	17.4
NE Garage (36)			24.8	2.8	9.87	13	6.07	5.1
N Mech Room			60.2	147	27.07	18.7	0.98	15.3

## Attachment E Figures of TCE Levels through July 21, 2023

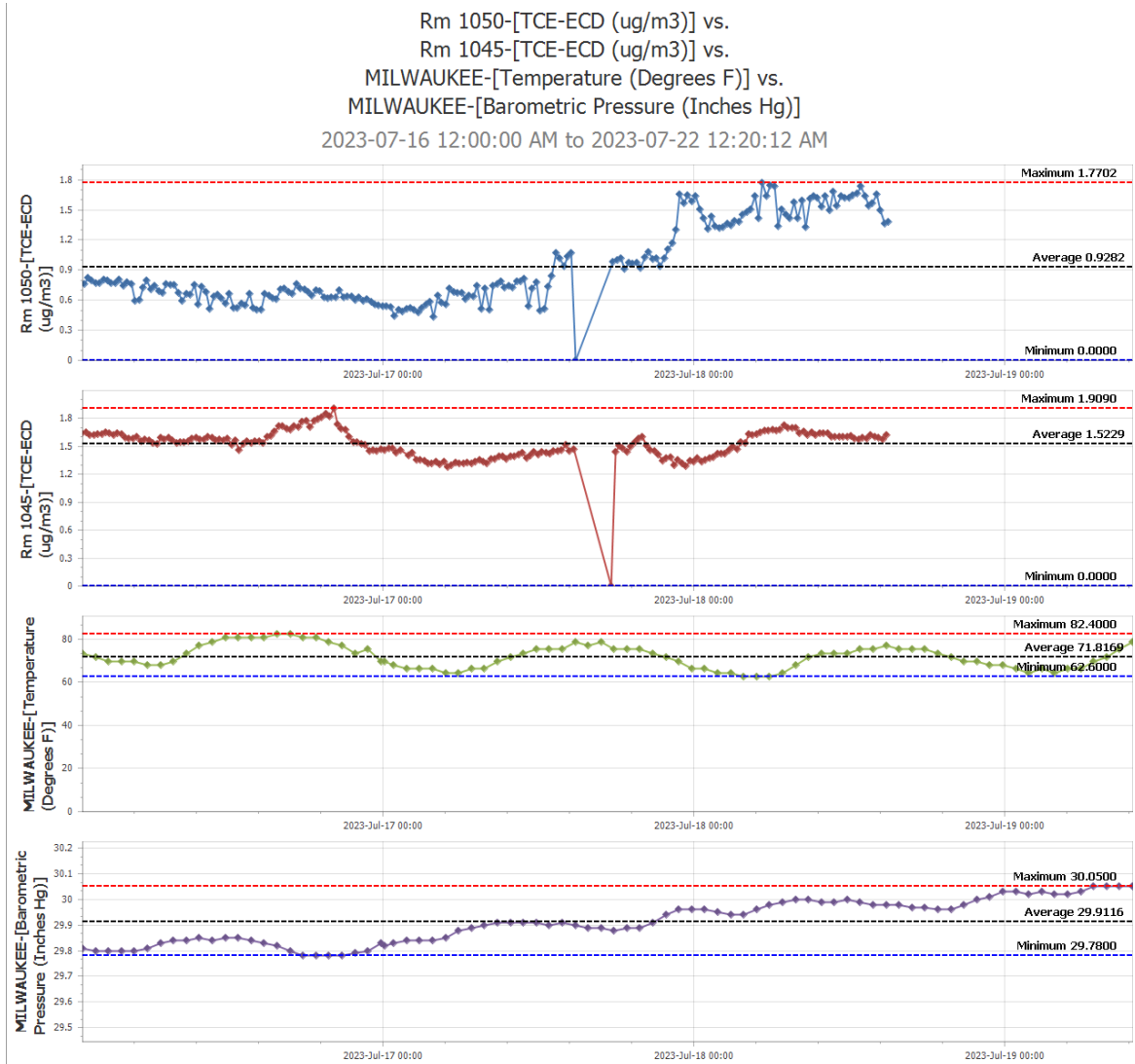


Figure 2 – Continuous Monitoring Data for Units 1045 and 1050



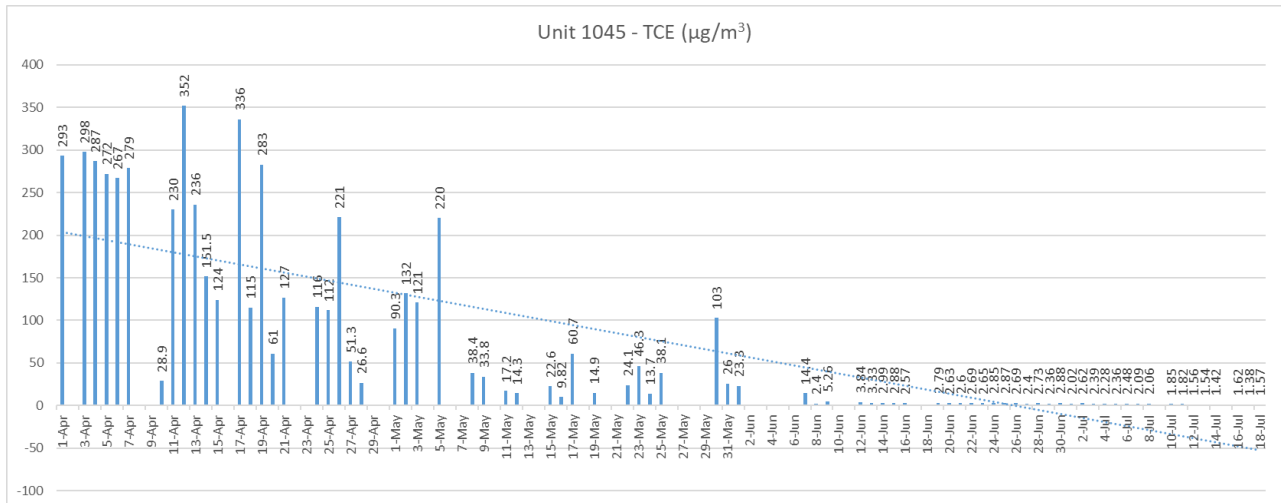


Figure 3 – YTD Data of TCE Concentration in Unit 1045

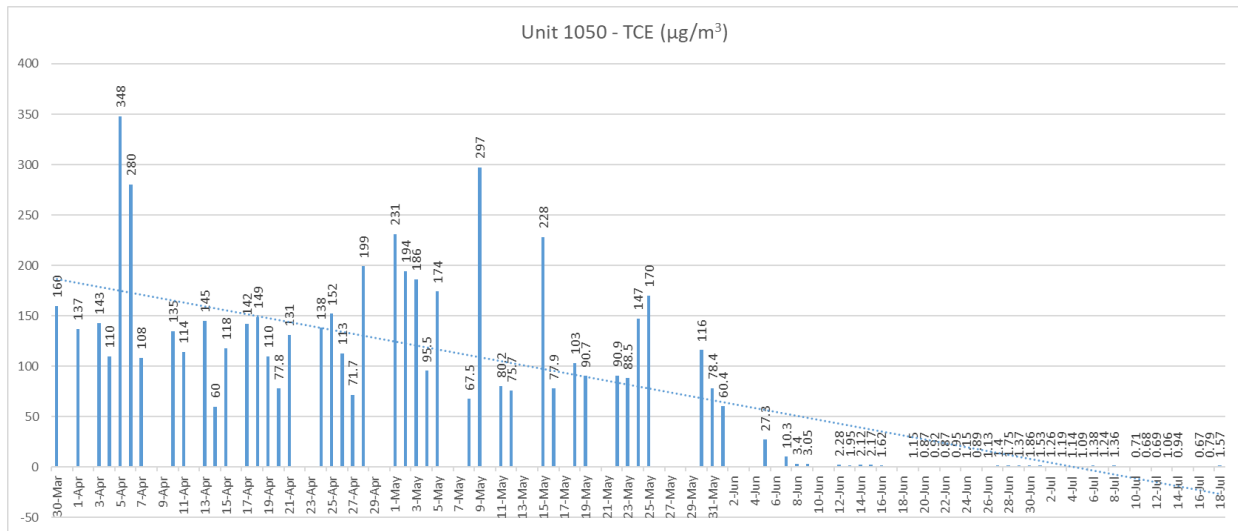


Figure 4 – YTD Data of TCE Concentration in Unit 1050

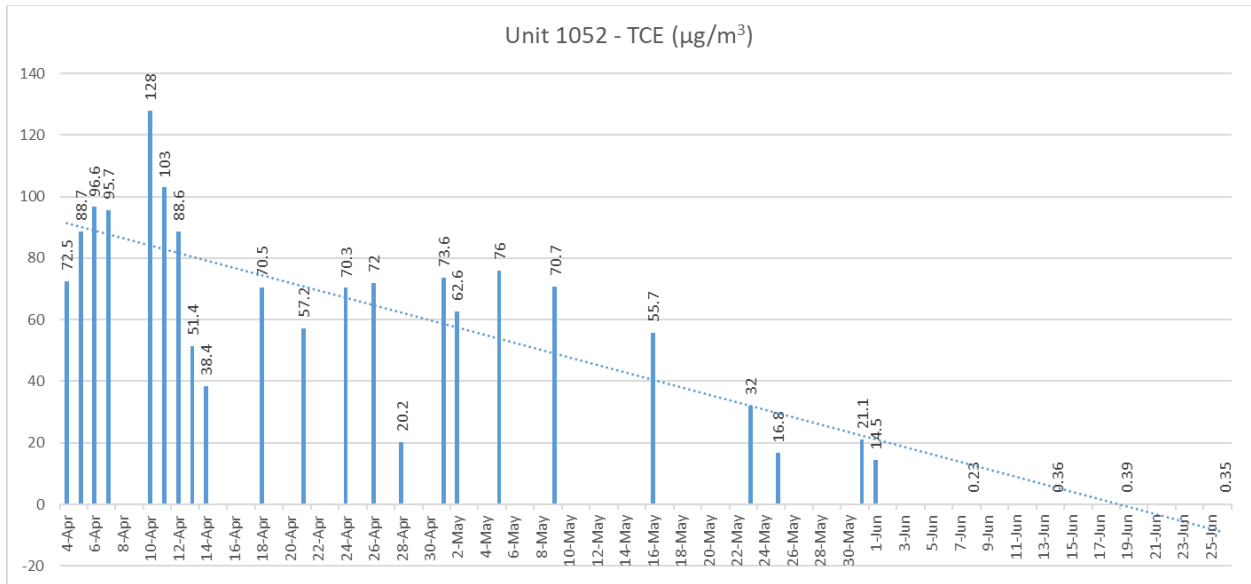


Figure 5 – YTD Data of TCE Concentration in Unit 1052

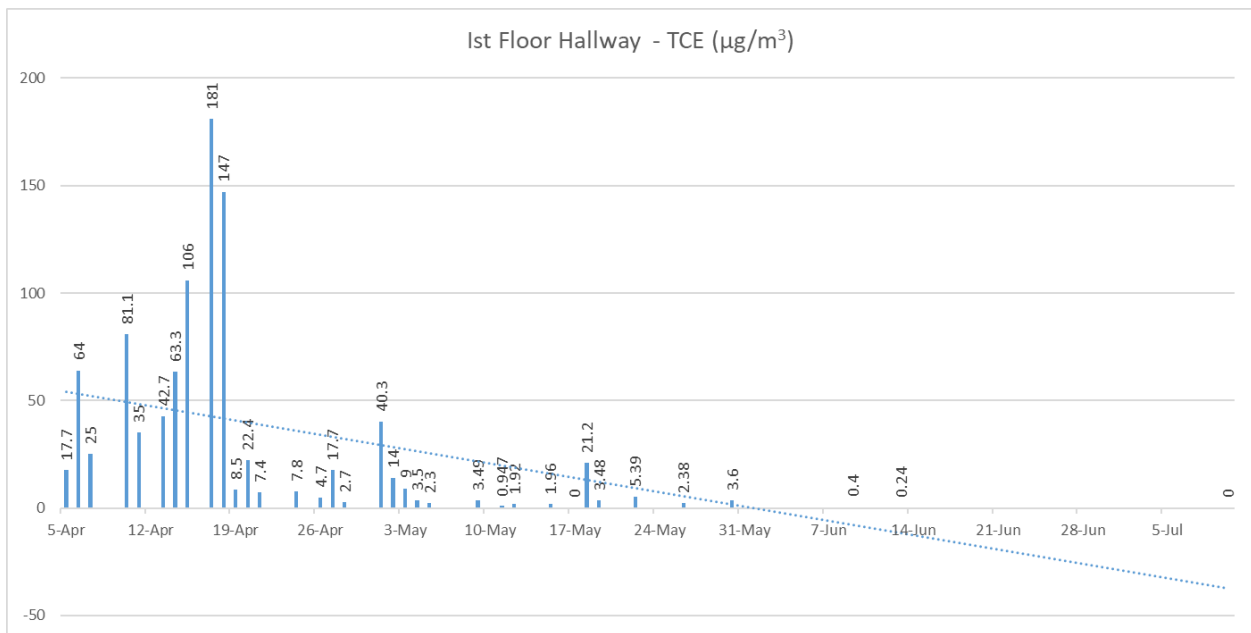


Figure 6 – YTD Data of TCE Concentration in 1<sup>st</sup> Floor Hallway

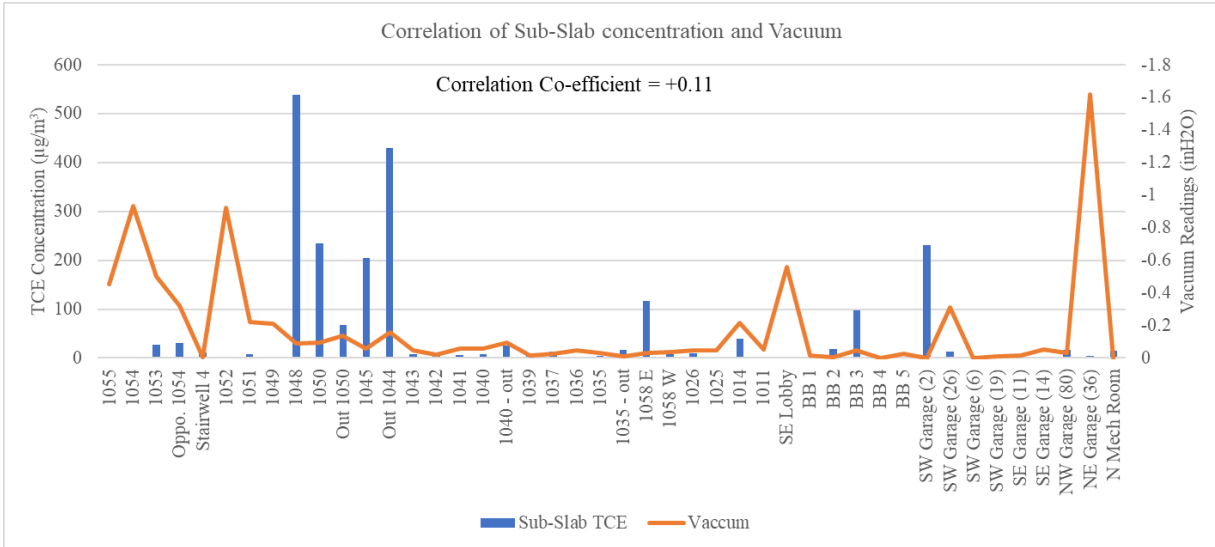


Figure 7 – Correlation of TCE Concentration with Vacuum Measurements

## Attachment F Biochar Study

### CWC East Block Biochar Testing Plan

#### A. Biochar – Soil Interaction

Objective – To optimize the adsorption of TCE on biochar from the sub-slab contaminated soil.

Sample Location – Unit 1048 – Laundry Room

Dosage Settings – 0% (Control), 5%, 10%, 15%, 20% w/w

Sample weight – 50 gm

Sample No.	Dosage (% w/w)	Soil Weight (gm)	Biochar Weight (gm)
1	0	50	0
2	5	47.5	2.5
3	10	45	5
4	15	42.5	7.5
5	20	40	10

#### B. Biochar – Alginate Mix

Objective – To optimize the biochar-alginate mix to form a dense gel to seal cracks in wooden columns.

Volume of water – 1 L Deionized Water

Alginate – 3% (w/v) = 30 gm in 1 L DI Water

Grounded Biochar – 150 gm in 1 L DI Water

Calcium Chloride – 6% (w/v) = 60 gm CaCl<sub>2</sub> in 1 L of DI Water

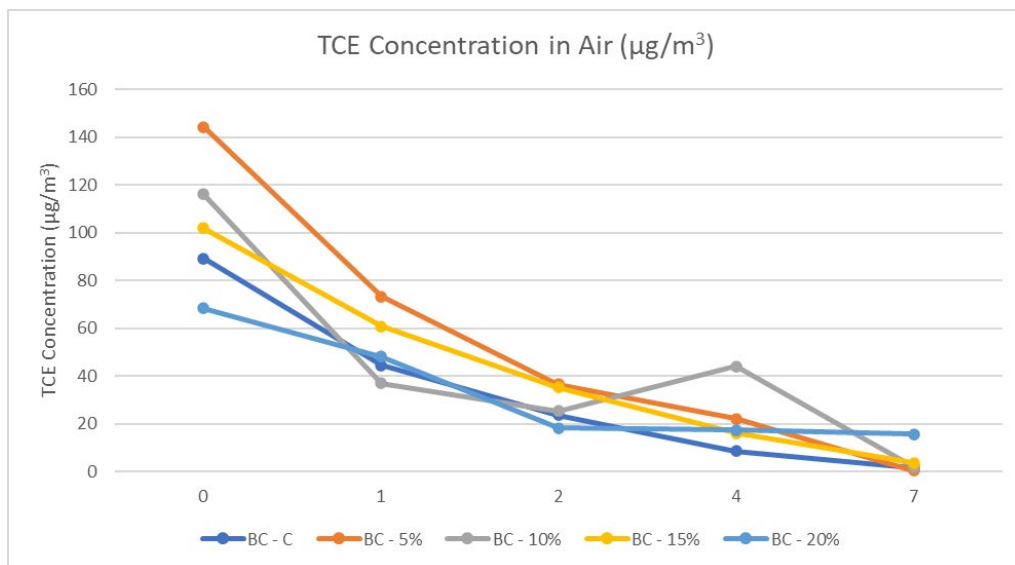



Figure 8 – Biochar – Soil Interaction Study



Picture 1 – Coarse Biochar for Soil Interaction Study



Picture 2 – Ground Biochar for Column-Sealing Study



Picture 3 – Biochar Swelling Study



Picture 4 – Biochar-Soil Interaction Study



Picture 5 – Biochar – Column Sealing Study



# ANALYTICAL REPORT

## PREPARED FOR

Attn: Sameer Neve  
K. Singh & Associates, Inc  
3636 N. 124th Street  
Wauwatosa, Wisconsin 53222

Generated 7/17/2023 12:47:58 PM

## JOB DESCRIPTION

Community Within The Corridor (CWC) - 40441B

## JOB NUMBER

500-236519-1



# Eurofins Chicago

## Job Notes

The test results in this report meet all NELAP requirements for parameters for which accreditation is required or available. Any exceptions to the NELAP requirements are noted in this report. Pursuant to NELAP, this report may not be reproduced, except in full, without the written approval of the laboratory. This report is confidential and is intended for the sole use of Eurofins Environment Testing North Central, LLC and its client. All questions regarding this report should be directed to the Eurofins Environment Testing North Central, LLC Project Manager who has signed this report.

Results relate only to the items tested and the sample(s) as received by the laboratory. The results, detection limits (LOD) and Quantitation Limits (LOQ) have been adjusted for sample dilutions and/or solids content.

The test results in this report relate only to the samples as received by the laboratory and will meet all requirements of the methodology, with any exceptions noted. This report shall not be reproduced except in full, without the express written approval of the laboratory. All questions should be directed to the Eurofins Chicago Project Manager.

## Authorization



Generated  
7/17/2023 12:47:58 PM

Authorized for release by  
Sandie Fredrick, Project Manager II  
[Sandra.Fredrick@et.eurofinsus.com](mailto:Sandra.Fredrick@et.eurofinsus.com)  
(920)261-1660



# Table of Contents

Cover Page . . . . .	1
Table of Contents . . . . .	3
Case Narrative . . . . .	4
Detection Summary . . . . .	5
Method Summary . . . . .	6
Sample Summary . . . . .	7
Client Sample Results . . . . .	8
Definitions . . . . .	18
QC Association . . . . .	19
Surrogate Summary . . . . .	20
QC Sample Results . . . . .	21
Chronicle . . . . .	30
Certification Summary . . . . .	32
Chain of Custody . . . . .	33
Receipt Checklists . . . . .	35

# Case Narrative

Client: K. Singh & Associates, Inc  
Project/Site: Community Within The Corridor (CWC) - 40441B

Job ID: 500-236519-1

---

## Job ID: 500-236519-1

---

### Laboratory: Eurofins Chicago

#### Narrative

---

#### Job Narrative 500-236519-1

#### Receipt

The samples were received on 7/13/2023 10:15 AM. Unless otherwise noted below, the samples arrived in good condition, and where required, properly preserved and on ice. The temperature of the cooler at receipt was 3.8° C.

#### GC/MS VOA

Method 5035: sample vial has < 8 grams of soil in 10 ml of methanol. BC-5% (500-236519-2), BC-10% (500-236519-3) and BC-20% (500-236519-5)

Method 8260B: Methylene chloride was detected in the following items: BC-15% (500-236519-4). Methylene chloride is a known lab contaminant; therefore all low level detects for this compound could be suspected as lab contamination.

No additional analytical or quality issues were noted, other than those described above or in the Definitions/Glossary page.

#### General Chemistry

No analytical or quality issues were noted, other than those described in the Definitions/Glossary page.

# Detection Summary

Client: K. Singh & Associates, Inc  
Project/Site: Community Within The Corridor (CWC) - 40441B

Job ID: 500-236519-1

## Client Sample ID: BC-Control

## Lab Sample ID: 500-236519-1

Analyte	Result	Qualifier	RL	MDL	Unit	Dil Fac	D	Method	Prep Type
Trichloroethene	0.28		0.031	0.010	mg/Kg	50	✳	8260B	Total/NA

## Client Sample ID: BC-5%

## Lab Sample ID: 500-236519-2

Analyte	Result	Qualifier	RL	MDL	Unit	Dil Fac	D	Method	Prep Type
Naphthalene	0.17		0.071	0.024	mg/Kg	50	✳	8260B	Total/NA
Trichloroethene	0.34		0.036	0.012	mg/Kg	50	✳	8260B	Total/NA
Xylenes, Total	0.021	J	0.036	0.016	mg/Kg	50	✳	8260B	Total/NA

## Client Sample ID: BC-10%

## Lab Sample ID: 500-236519-3

Analyte	Result	Qualifier	RL	MDL	Unit	Dil Fac	D	Method	Prep Type
Toluene	0.016	J	0.022	0.013	mg/Kg	50	✳	8260B	Total/NA
Trichloroethene	0.39		0.044	0.014	mg/Kg	50	✳	8260B	Total/NA
Xylenes, Total	0.034	J	0.044	0.019	mg/Kg	50	✳	8260B	Total/NA

## Client Sample ID: BC-15%

## Lab Sample ID: 500-236519-4

Analyte	Result	Qualifier	RL	MDL	Unit	Dil Fac	D	Method	Prep Type
Methylene Chloride	0.12	J B	0.38	0.12	mg/Kg	50	✳	8260B	Total/NA
Toluene	0.013	J	0.019	0.011	mg/Kg	50	✳	8260B	Total/NA
Trichloroethene	0.24		0.038	0.012	mg/Kg	50	✳	8260B	Total/NA
Xylenes, Total	0.030	J	0.038	0.017	mg/Kg	50	✳	8260B	Total/NA

## Client Sample ID: BC-20%

## Lab Sample ID: 500-236519-5

Analyte	Result	Qualifier	RL	MDL	Unit	Dil Fac	D	Method	Prep Type
Toluene	0.020	J	0.024	0.014	mg/Kg	50	✳	8260B	Total/NA
Trichloroethene	0.25		0.048	0.016	mg/Kg	50	✳	8260B	Total/NA
Xylenes, Total	0.045	J	0.048	0.021	mg/Kg	50	✳	8260B	Total/NA

This Detection Summary does not include radiochemical test results.

Eurofins Chicago

# Method Summary

Client: K. Singh & Associates, Inc  
Project/Site: Community Within The Corridor (CWC) - 40441B

Job ID: 500-236519-1

Method	Method Description	Protocol	Laboratory
8260B	Volatile Organic Compounds (GC/MS)	SW846	EET CHI
Moisture	Percent Moisture	EPA	EET CHI
5035	Closed System Purge and Trap	SW846	EET CHI

**Protocol References:**

EPA = US Environmental Protection Agency

SW846 = "Test Methods For Evaluating Solid Waste, Physical/Chemical Methods", Third Edition, November 1986 And Its Updates.

**Laboratory References:**

EET CHI = Eurofins Chicago, 2417 Bond Street, University Park, IL 60484, TEL (708)534-5200



# Sample Summary

Client: K. Singh & Associates, Inc  
Project/Site: Community Within The Corridor (CWC) - 40441B

Job ID: 500-236519-1

Lab Sample ID	Client Sample ID	Matrix	Collected	Received
500-236519-1	BC-Control	Solid	07/11/23 14:00	07/13/23 10:15
500-236519-2	BC-5%	Solid	07/11/23 14:00	07/13/23 10:15
500-236519-3	BC-10%	Solid	07/11/23 14:00	07/13/23 10:15
500-236519-4	BC-15%	Solid	07/11/23 14:00	07/13/23 10:15
500-236519-5	BC-20%	Solid	07/11/23 14:00	07/13/23 10:15

1

2

3

4

5

6

7

8

9

10

11

12

13

14

15

# Client Sample Results

Client: K. Singh & Associates, Inc  
 Project/Site: Community Within The Corridor (CWC) - 40441B

Job ID: 500-236519-1

**Client Sample ID: BC-Control**

**Lab Sample ID: 500-236519-1**

**Date Collected: 07/11/23 14:00**

**Matrix: Solid**

**Date Received: 07/13/23 10:15**

**Percent Solids: 96.6**

**Method: SW846 8260B - Volatile Organic Compounds (GC/MS)**

Analyte	Result	Qualifier	RL	MDL	Unit	D	Prepared	Analyzed	Dil Fac
1,1,1,2-Tetrachloroethane	<0.028		0.061	0.028	mg/Kg	✱	07/11/23 14:00	07/14/23 19:20	50
1,1,1-Trichloroethane	<0.023		0.061	0.023	mg/Kg	✱	07/11/23 14:00	07/14/23 19:20	50
1,1,2,2-Tetrachloroethane	<0.024		0.061	0.024	mg/Kg	✱	07/11/23 14:00	07/14/23 19:20	50
1,1,2-Trichloroethane	<0.022		0.061	0.022	mg/Kg	✱	07/11/23 14:00	07/14/23 19:20	50
1,1-Dichloroethane	<0.025		0.061	0.025	mg/Kg	✱	07/11/23 14:00	07/14/23 19:20	50
1,1-Dichloroethene	<0.024		0.061	0.024	mg/Kg	✱	07/11/23 14:00	07/14/23 19:20	50
1,1-Dichloropropene	<0.018		0.061	0.018	mg/Kg	✱	07/11/23 14:00	07/14/23 19:20	50
1,2,3-Trichlorobenzene	<0.028		0.061	0.028	mg/Kg	✱	07/11/23 14:00	07/14/23 19:20	50
1,2,3-Trichloropropane	<0.025		0.12	0.025	mg/Kg	✱	07/11/23 14:00	07/14/23 19:20	50
1,2,4-Trichlorobenzene	<0.021		0.061	0.021	mg/Kg	✱	07/11/23 14:00	07/14/23 19:20	50
1,2,4-Trimethylbenzene	<0.022		0.061	0.022	mg/Kg	✱	07/11/23 14:00	07/14/23 19:20	50
1,2-Dibromo-3-Chloropropane	<0.12		0.31	0.12	mg/Kg	✱	07/11/23 14:00	07/14/23 19:20	50
1,2-Dibromoethane (EDB)	<0.024		0.061	0.024	mg/Kg	✱	07/11/23 14:00	07/14/23 19:20	50
1,2-Dichlorobenzene	<0.020		0.061	0.020	mg/Kg	✱	07/11/23 14:00	07/14/23 19:20	50
1,2-Dichloroethane	<0.024		0.061	0.024	mg/Kg	✱	07/11/23 14:00	07/14/23 19:20	50
1,2-Dichloropropane	<0.026		0.061	0.026	mg/Kg	✱	07/11/23 14:00	07/14/23 19:20	50
1,3,5-Trimethylbenzene	<0.023		0.061	0.023	mg/Kg	✱	07/11/23 14:00	07/14/23 19:20	50
1,3-Dichlorobenzene	<0.025		0.061	0.025	mg/Kg	✱	07/11/23 14:00	07/14/23 19:20	50
1,3-Dichloropropane	<0.022		0.061	0.022	mg/Kg	✱	07/11/23 14:00	07/14/23 19:20	50
1,4-Dichlorobenzene	<0.022		0.061	0.022	mg/Kg	✱	07/11/23 14:00	07/14/23 19:20	50
2,2-Dichloropropane	<0.027		0.061	0.027	mg/Kg	✱	07/11/23 14:00	07/14/23 19:20	50
2-Chlorotoluene	<0.019		0.061	0.019	mg/Kg	✱	07/11/23 14:00	07/14/23 19:20	50
4-Chlorotoluene	<0.021		0.061	0.021	mg/Kg	✱	07/11/23 14:00	07/14/23 19:20	50
Benzene	<0.0090		0.015	0.0090	mg/Kg	✱	07/11/23 14:00	07/14/23 19:20	50
Bromobenzene	<0.022		0.061	0.022	mg/Kg	✱	07/11/23 14:00	07/14/23 19:20	50
Bromochloromethane	<0.026		0.061	0.026	mg/Kg	✱	07/11/23 14:00	07/14/23 19:20	50
Dichlorobromomethane	<0.023		0.061	0.023	mg/Kg	✱	07/11/23 14:00	07/14/23 19:20	50
Bromoform	<0.030		0.061	0.030	mg/Kg	✱	07/11/23 14:00	07/14/23 19:20	50
Bromomethane	<0.049		0.18	0.049	mg/Kg	✱	07/11/23 14:00	07/14/23 19:20	50
Carbon tetrachloride	<0.024		0.061	0.024	mg/Kg	✱	07/11/23 14:00	07/14/23 19:20	50
Chlorobenzene	<0.024		0.061	0.024	mg/Kg	✱	07/11/23 14:00	07/14/23 19:20	50
Chloroethane	<0.031		0.061	0.031	mg/Kg	✱	07/11/23 14:00	07/14/23 19:20	50
Chloroform	<0.023		0.12	0.023	mg/Kg	✱	07/11/23 14:00	07/14/23 19:20	50
Chloromethane	<0.020		0.31	0.020	mg/Kg	✱	07/11/23 14:00	07/14/23 19:20	50
cis-1,2-Dichloroethene	<0.025		0.061	0.025	mg/Kg	✱	07/11/23 14:00	07/14/23 19:20	50
cis-1,3-Dichloropropene	<0.026		0.061	0.026	mg/Kg	✱	07/11/23 14:00	07/14/23 19:20	50
Dibromochloromethane	<0.030		0.061	0.030	mg/Kg	✱	07/11/23 14:00	07/14/23 19:20	50
Dibromomethane	<0.017		0.061	0.017	mg/Kg	✱	07/11/23 14:00	07/14/23 19:20	50
Dichlorodifluoromethane	<0.041		0.18	0.041	mg/Kg	✱	07/11/23 14:00	07/14/23 19:20	50
Ethylbenzene	<0.011		0.015	0.011	mg/Kg	✱	07/11/23 14:00	07/14/23 19:20	50
Hexachlorobutadiene	<0.027		0.061	0.027	mg/Kg	✱	07/11/23 14:00	07/14/23 19:20	50
Isopropyl ether	<0.017		0.061	0.017	mg/Kg	✱	07/11/23 14:00	07/14/23 19:20	50
Isopropylbenzene	<0.024		0.061	0.024	mg/Kg	✱	07/11/23 14:00	07/14/23 19:20	50
Methyl tert-butyl ether	<0.024		0.061	0.024	mg/Kg	✱	07/11/23 14:00	07/14/23 19:20	50
Methylene Chloride	<0.10		0.31	0.10	mg/Kg	✱	07/11/23 14:00	07/14/23 19:20	50
Naphthalene	<0.020		0.061	0.020	mg/Kg	✱	07/11/23 14:00	07/14/23 19:20	50
n-Butylbenzene	<0.024		0.061	0.024	mg/Kg	✱	07/11/23 14:00	07/14/23 19:20	50
N-Propylbenzene	<0.025		0.061	0.025	mg/Kg	✱	07/11/23 14:00	07/14/23 19:20	50
p-Isopropyltoluene	<0.022		0.061	0.022	mg/Kg	✱	07/11/23 14:00	07/14/23 19:20	50

Eurofins Chicago

# Client Sample Results

Client: K. Singh & Associates, Inc  
 Project/Site: Community Within The Corridor (CWC) - 40441B

Job ID: 500-236519-1

**Client Sample ID: BC-Control**

**Lab Sample ID: 500-236519-1**

**Date Collected: 07/11/23 14:00**

**Matrix: Solid**

**Date Received: 07/13/23 10:15**

**Percent Solids: 96.6**

**Method: SW846 8260B - Volatile Organic Compounds (GC/MS) (Continued)**

Analyte	Result	Qualifier	RL	MDL	Unit	D	Prepared	Analyzed	Dil Fac
sec-Butylbenzene	<0.024		0.061	0.024	mg/Kg	☼	07/11/23 14:00	07/14/23 19:20	50
Styrene	<0.024		0.061	0.024	mg/Kg	☼	07/11/23 14:00	07/14/23 19:20	50
tert-Butylbenzene	<0.024		0.061	0.024	mg/Kg	☼	07/11/23 14:00	07/14/23 19:20	50
Tetrachloroethene	<0.023		0.061	0.023	mg/Kg	☼	07/11/23 14:00	07/14/23 19:20	50
Toluene	<0.0090		0.015	0.0090	mg/Kg	☼	07/11/23 14:00	07/14/23 19:20	50
trans-1,2-Dichloroethene	<0.021		0.061	0.021	mg/Kg	☼	07/11/23 14:00	07/14/23 19:20	50
trans-1,3-Dichloropropene	<0.022		0.061	0.022	mg/Kg	☼	07/11/23 14:00	07/14/23 19:20	50
<b>Trichloroethene</b>	<b>0.28</b>		0.031	0.010	mg/Kg	☼	07/11/23 14:00	07/14/23 19:20	50
Trichlorofluoromethane	<0.026		0.061	0.026	mg/Kg	☼	07/11/23 14:00	07/14/23 19:20	50
Vinyl chloride	<0.016		0.061	0.016	mg/Kg	☼	07/11/23 14:00	07/14/23 19:20	50
Xylenes, Total	<0.013		0.031	0.013	mg/Kg	☼	07/11/23 14:00	07/14/23 19:20	50

Surrogate	%Recovery	Qualifier	Limits	Prepared	Analyzed	Dil Fac
1,2-Dichloroethane-d4 (Surr)	95		75 - 126	07/11/23 14:00	07/14/23 19:20	50
4-Bromofluorobenzene (Surr)	95		72 - 124	07/11/23 14:00	07/14/23 19:20	50
Dibromofluoromethane (Surr)	96		75 - 120	07/11/23 14:00	07/14/23 19:20	50
Toluene-d8 (Surr)	94		75 - 120	07/11/23 14:00	07/14/23 19:20	50



# Client Sample Results

Client: K. Singh & Associates, Inc  
 Project/Site: Community Within The Corridor (CWC) - 40441B

Job ID: 500-236519-1

**Client Sample ID: BC-5%**

**Lab Sample ID: 500-236519-2**

**Date Collected: 07/11/23 14:00**

**Matrix: Solid**

**Date Received: 07/13/23 10:15**

**Percent Solids: 93.3**

**Method: SW846 8260B - Volatile Organic Compounds (GC/MS)**

Analyte	Result	Qualifier	RL	MDL	Unit	D	Prepared	Analyzed	Dil Fac
1,1,1,2-Tetrachloroethane	<0.033		0.071	0.033	mg/Kg	✱	07/11/23 14:00	07/14/23 19:44	50
1,1,1-Trichloroethane	<0.027		0.071	0.027	mg/Kg	✱	07/11/23 14:00	07/14/23 19:44	50
1,1,2,2-Tetrachloroethane	<0.028		0.071	0.028	mg/Kg	✱	07/11/23 14:00	07/14/23 19:44	50
1,1,2-Trichloroethane	<0.025		0.071	0.025	mg/Kg	✱	07/11/23 14:00	07/14/23 19:44	50
1,1-Dichloroethane	<0.029		0.071	0.029	mg/Kg	✱	07/11/23 14:00	07/14/23 19:44	50
1,1-Dichloroethene	<0.028		0.071	0.028	mg/Kg	✱	07/11/23 14:00	07/14/23 19:44	50
1,1-Dichloropropene	<0.021		0.071	0.021	mg/Kg	✱	07/11/23 14:00	07/14/23 19:44	50
1,2,3-Trichlorobenzene	<0.033		0.071	0.033	mg/Kg	✱	07/11/23 14:00	07/14/23 19:44	50
1,2,3-Trichloropropane	<0.030		0.14	0.030	mg/Kg	✱	07/11/23 14:00	07/14/23 19:44	50
1,2,4-Trichlorobenzene	<0.024		0.071	0.024	mg/Kg	✱	07/11/23 14:00	07/14/23 19:44	50
1,2,4-Trimethylbenzene	<0.026		0.071	0.026	mg/Kg	✱	07/11/23 14:00	07/14/23 19:44	50
1,2-Dibromo-3-Chloropropane	<0.14		0.36	0.14	mg/Kg	✱	07/11/23 14:00	07/14/23 19:44	50
1,2-Dibromoethane (EDB)	<0.028		0.071	0.028	mg/Kg	✱	07/11/23 14:00	07/14/23 19:44	50
1,2-Dichlorobenzene	<0.024		0.071	0.024	mg/Kg	✱	07/11/23 14:00	07/14/23 19:44	50
1,2-Dichloroethane	<0.028		0.071	0.028	mg/Kg	✱	07/11/23 14:00	07/14/23 19:44	50
1,2-Dichloropropane	<0.031		0.071	0.031	mg/Kg	✱	07/11/23 14:00	07/14/23 19:44	50
1,3,5-Trimethylbenzene	<0.027		0.071	0.027	mg/Kg	✱	07/11/23 14:00	07/14/23 19:44	50
1,3-Dichlorobenzene	<0.029		0.071	0.029	mg/Kg	✱	07/11/23 14:00	07/14/23 19:44	50
1,3-Dichloropropane	<0.026		0.071	0.026	mg/Kg	✱	07/11/23 14:00	07/14/23 19:44	50
1,4-Dichlorobenzene	<0.026		0.071	0.026	mg/Kg	✱	07/11/23 14:00	07/14/23 19:44	50
2,2-Dichloropropane	<0.032		0.071	0.032	mg/Kg	✱	07/11/23 14:00	07/14/23 19:44	50
2-Chlorotoluene	<0.022		0.071	0.022	mg/Kg	✱	07/11/23 14:00	07/14/23 19:44	50
4-Chlorotoluene	<0.025		0.071	0.025	mg/Kg	✱	07/11/23 14:00	07/14/23 19:44	50
Benzene	<0.010		0.018	0.010	mg/Kg	✱	07/11/23 14:00	07/14/23 19:44	50
Bromobenzene	<0.025		0.071	0.025	mg/Kg	✱	07/11/23 14:00	07/14/23 19:44	50
Bromochloromethane	<0.031		0.071	0.031	mg/Kg	✱	07/11/23 14:00	07/14/23 19:44	50
Dichlorobromomethane	<0.027		0.071	0.027	mg/Kg	✱	07/11/23 14:00	07/14/23 19:44	50
Bromoform	<0.035		0.071	0.035	mg/Kg	✱	07/11/23 14:00	07/14/23 19:44	50
Bromomethane	<0.057		0.21	0.057	mg/Kg	✱	07/11/23 14:00	07/14/23 19:44	50
Carbon tetrachloride	<0.027		0.071	0.027	mg/Kg	✱	07/11/23 14:00	07/14/23 19:44	50
Chlorobenzene	<0.028		0.071	0.028	mg/Kg	✱	07/11/23 14:00	07/14/23 19:44	50
Chloroethane	<0.036		0.071	0.036	mg/Kg	✱	07/11/23 14:00	07/14/23 19:44	50
Chloroform	<0.026		0.14	0.026	mg/Kg	✱	07/11/23 14:00	07/14/23 19:44	50
Chloromethane	<0.023		0.36	0.023	mg/Kg	✱	07/11/23 14:00	07/14/23 19:44	50
cis-1,2-Dichloroethene	<0.029		0.071	0.029	mg/Kg	✱	07/11/23 14:00	07/14/23 19:44	50
cis-1,3-Dichloropropene	<0.030		0.071	0.030	mg/Kg	✱	07/11/23 14:00	07/14/23 19:44	50
Dibromochloromethane	<0.035		0.071	0.035	mg/Kg	✱	07/11/23 14:00	07/14/23 19:44	50
Dibromomethane	<0.019		0.071	0.019	mg/Kg	✱	07/11/23 14:00	07/14/23 19:44	50
Dichlorodifluoromethane	<0.048		0.21	0.048	mg/Kg	✱	07/11/23 14:00	07/14/23 19:44	50
Ethylbenzene	<0.013		0.018	0.013	mg/Kg	✱	07/11/23 14:00	07/14/23 19:44	50
Hexachlorobutadiene	<0.032		0.071	0.032	mg/Kg	✱	07/11/23 14:00	07/14/23 19:44	50
Isopropyl ether	<0.020		0.071	0.020	mg/Kg	✱	07/11/23 14:00	07/14/23 19:44	50
Isopropylbenzene	<0.027		0.071	0.027	mg/Kg	✱	07/11/23 14:00	07/14/23 19:44	50
Methyl tert-butyl ether	<0.028		0.071	0.028	mg/Kg	✱	07/11/23 14:00	07/14/23 19:44	50
Methylene Chloride	<0.12		0.36	0.12	mg/Kg	✱	07/11/23 14:00	07/14/23 19:44	50
<b>Naphthalene</b>	<b>0.17</b>		0.071	0.024	mg/Kg	✱	07/11/23 14:00	07/14/23 19:44	50
n-Butylbenzene	<0.028		0.071	0.028	mg/Kg	✱	07/11/23 14:00	07/14/23 19:44	50
N-Propylbenzene	<0.030		0.071	0.030	mg/Kg	✱	07/11/23 14:00	07/14/23 19:44	50
p-Isopropyltoluene	<0.026		0.071	0.026	mg/Kg	✱	07/11/23 14:00	07/14/23 19:44	50

Eurofins Chicago

# Client Sample Results

Client: K. Singh & Associates, Inc  
 Project/Site: Community Within The Corridor (CWC) - 40441B

Job ID: 500-236519-1

**Client Sample ID: BC-5%**

**Lab Sample ID: 500-236519-2**

**Date Collected: 07/11/23 14:00**

**Matrix: Solid**

**Date Received: 07/13/23 10:15**

**Percent Solids: 93.3**

**Method: SW846 8260B - Volatile Organic Compounds (GC/MS) (Continued)**

Analyte	Result	Qualifier	RL	MDL	Unit	D	Prepared	Analyzed	Dil Fac
sec-Butylbenzene	<0.028		0.071	0.028	mg/Kg	☼	07/11/23 14:00	07/14/23 19:44	50
Styrene	<0.028		0.071	0.028	mg/Kg	☼	07/11/23 14:00	07/14/23 19:44	50
tert-Butylbenzene	<0.028		0.071	0.028	mg/Kg	☼	07/11/23 14:00	07/14/23 19:44	50
Tetrachloroethene	<0.026		0.071	0.026	mg/Kg	☼	07/11/23 14:00	07/14/23 19:44	50
Toluene	<0.010		0.018	0.010	mg/Kg	☼	07/11/23 14:00	07/14/23 19:44	50
trans-1,2-Dichloroethene	<0.025		0.071	0.025	mg/Kg	☼	07/11/23 14:00	07/14/23 19:44	50
trans-1,3-Dichloropropene	<0.026		0.071	0.026	mg/Kg	☼	07/11/23 14:00	07/14/23 19:44	50
<b>Trichloroethene</b>	<b>0.34</b>		0.036	0.012	mg/Kg	☼	07/11/23 14:00	07/14/23 19:44	50
Trichlorofluoromethane	<0.031		0.071	0.031	mg/Kg	☼	07/11/23 14:00	07/14/23 19:44	50
Vinyl chloride	<0.019		0.071	0.019	mg/Kg	☼	07/11/23 14:00	07/14/23 19:44	50
<b>Xylenes, Total</b>	<b>0.021</b>	<b>J</b>	0.036	0.016	mg/Kg	☼	07/11/23 14:00	07/14/23 19:44	50

Surrogate	%Recovery	Qualifier	Limits	Prepared	Analyzed	Dil Fac
1,2-Dichloroethane-d4 (Surr)	96		75 - 126	07/11/23 14:00	07/14/23 19:44	50
4-Bromofluorobenzene (Surr)	96		72 - 124	07/11/23 14:00	07/14/23 19:44	50
Dibromofluoromethane (Surr)	94		75 - 120	07/11/23 14:00	07/14/23 19:44	50
Toluene-d8 (Surr)	92		75 - 120	07/11/23 14:00	07/14/23 19:44	50

# Client Sample Results

Client: K. Singh & Associates, Inc  
 Project/Site: Community Within The Corridor (CWC) - 40441B

Job ID: 500-236519-1

**Client Sample ID: BC-10%**

**Lab Sample ID: 500-236519-3**

**Date Collected: 07/11/23 14:00**

**Matrix: Solid**

**Date Received: 07/13/23 10:15**

**Percent Solids: 90.1**

**Method: SW846 8260B - Volatile Organic Compounds (GC/MS)**

Analyte	Result	Qualifier	RL	MDL	Unit	D	Prepared	Analyzed	Dil Fac
1,1,1,2-Tetrachloroethane	<0.041		0.088	0.041	mg/Kg	✱	07/11/23 14:00	07/14/23 20:08	50
1,1,1-Trichloroethane	<0.033		0.088	0.033	mg/Kg	✱	07/11/23 14:00	07/14/23 20:08	50
1,1,2,2-Tetrachloroethane	<0.035		0.088	0.035	mg/Kg	✱	07/11/23 14:00	07/14/23 20:08	50
1,1,2-Trichloroethane	<0.031		0.088	0.031	mg/Kg	✱	07/11/23 14:00	07/14/23 20:08	50
1,1-Dichloroethane	<0.036		0.088	0.036	mg/Kg	✱	07/11/23 14:00	07/14/23 20:08	50
1,1-Dichloroethene	<0.034		0.088	0.034	mg/Kg	✱	07/11/23 14:00	07/14/23 20:08	50
1,1-Dichloropropene	<0.026		0.088	0.026	mg/Kg	✱	07/11/23 14:00	07/14/23 20:08	50
1,2,3-Trichlorobenzene	<0.040		0.088	0.040	mg/Kg	✱	07/11/23 14:00	07/14/23 20:08	50
1,2,3-Trichloropropane	<0.036		0.18	0.036	mg/Kg	✱	07/11/23 14:00	07/14/23 20:08	50
1,2,4-Trichlorobenzene	<0.030		0.088	0.030	mg/Kg	✱	07/11/23 14:00	07/14/23 20:08	50
1,2,4-Trimethylbenzene	<0.031		0.088	0.031	mg/Kg	✱	07/11/23 14:00	07/14/23 20:08	50
1,2-Dibromo-3-Chloropropane	<0.18		0.44	0.18	mg/Kg	✱	07/11/23 14:00	07/14/23 20:08	50
1,2-Dibromoethane (EDB)	<0.034		0.088	0.034	mg/Kg	✱	07/11/23 14:00	07/14/23 20:08	50
1,2-Dichlorobenzene	<0.029		0.088	0.029	mg/Kg	✱	07/11/23 14:00	07/14/23 20:08	50
1,2-Dichloroethane	<0.034		0.088	0.034	mg/Kg	✱	07/11/23 14:00	07/14/23 20:08	50
1,2-Dichloropropane	<0.038		0.088	0.038	mg/Kg	✱	07/11/23 14:00	07/14/23 20:08	50
1,3,5-Trimethylbenzene	<0.033		0.088	0.033	mg/Kg	✱	07/11/23 14:00	07/14/23 20:08	50
1,3-Dichlorobenzene	<0.035		0.088	0.035	mg/Kg	✱	07/11/23 14:00	07/14/23 20:08	50
1,3-Dichloropropane	<0.032		0.088	0.032	mg/Kg	✱	07/11/23 14:00	07/14/23 20:08	50
1,4-Dichlorobenzene	<0.032		0.088	0.032	mg/Kg	✱	07/11/23 14:00	07/14/23 20:08	50
2,2-Dichloropropane	<0.039		0.088	0.039	mg/Kg	✱	07/11/23 14:00	07/14/23 20:08	50
2-Chlorotoluene	<0.028		0.088	0.028	mg/Kg	✱	07/11/23 14:00	07/14/23 20:08	50
4-Chlorotoluene	<0.031		0.088	0.031	mg/Kg	✱	07/11/23 14:00	07/14/23 20:08	50
Benzene	<0.013		0.022	0.013	mg/Kg	✱	07/11/23 14:00	07/14/23 20:08	50
Bromobenzene	<0.031		0.088	0.031	mg/Kg	✱	07/11/23 14:00	07/14/23 20:08	50
Bromochloromethane	<0.038		0.088	0.038	mg/Kg	✱	07/11/23 14:00	07/14/23 20:08	50
Dichlorobromomethane	<0.033		0.088	0.033	mg/Kg	✱	07/11/23 14:00	07/14/23 20:08	50
Bromoform	<0.043		0.088	0.043	mg/Kg	✱	07/11/23 14:00	07/14/23 20:08	50
Bromomethane	<0.070		0.26	0.070	mg/Kg	✱	07/11/23 14:00	07/14/23 20:08	50
Carbon tetrachloride	<0.034		0.088	0.034	mg/Kg	✱	07/11/23 14:00	07/14/23 20:08	50
Chlorobenzene	<0.034		0.088	0.034	mg/Kg	✱	07/11/23 14:00	07/14/23 20:08	50
Chloroethane	<0.044		0.088	0.044	mg/Kg	✱	07/11/23 14:00	07/14/23 20:08	50
Chloroform	<0.033		0.18	0.033	mg/Kg	✱	07/11/23 14:00	07/14/23 20:08	50
Chloromethane	<0.028		0.44	0.028	mg/Kg	✱	07/11/23 14:00	07/14/23 20:08	50
cis-1,2-Dichloroethene	<0.036		0.088	0.036	mg/Kg	✱	07/11/23 14:00	07/14/23 20:08	50
cis-1,3-Dichloropropene	<0.037		0.088	0.037	mg/Kg	✱	07/11/23 14:00	07/14/23 20:08	50
Dibromochloromethane	<0.043		0.088	0.043	mg/Kg	✱	07/11/23 14:00	07/14/23 20:08	50
Dibromomethane	<0.024		0.088	0.024	mg/Kg	✱	07/11/23 14:00	07/14/23 20:08	50
Dichlorodifluoromethane	<0.059		0.26	0.059	mg/Kg	✱	07/11/23 14:00	07/14/23 20:08	50
Ethylbenzene	<0.016		0.022	0.016	mg/Kg	✱	07/11/23 14:00	07/14/23 20:08	50
Hexachlorobutadiene	<0.039		0.088	0.039	mg/Kg	✱	07/11/23 14:00	07/14/23 20:08	50
Isopropyl ether	<0.024		0.088	0.024	mg/Kg	✱	07/11/23 14:00	07/14/23 20:08	50
Isopropylbenzene	<0.034		0.088	0.034	mg/Kg	✱	07/11/23 14:00	07/14/23 20:08	50
Methyl tert-butyl ether	<0.035		0.088	0.035	mg/Kg	✱	07/11/23 14:00	07/14/23 20:08	50
Methylene Chloride	<0.14		0.44	0.14	mg/Kg	✱	07/11/23 14:00	07/14/23 20:08	50
Naphthalene	<0.029		0.088	0.029	mg/Kg	✱	07/11/23 14:00	07/14/23 20:08	50
n-Butylbenzene	<0.034		0.088	0.034	mg/Kg	✱	07/11/23 14:00	07/14/23 20:08	50
N-Propylbenzene	<0.036		0.088	0.036	mg/Kg	✱	07/11/23 14:00	07/14/23 20:08	50
p-Isopropyltoluene	<0.032		0.088	0.032	mg/Kg	✱	07/11/23 14:00	07/14/23 20:08	50

Eurofins Chicago

# Client Sample Results

Client: K. Singh & Associates, Inc  
 Project/Site: Community Within The Corridor (CWC) - 40441B

Job ID: 500-236519-1

**Client Sample ID: BC-10%**

**Lab Sample ID: 500-236519-3**

**Date Collected: 07/11/23 14:00**

**Matrix: Solid**

**Date Received: 07/13/23 10:15**

**Percent Solids: 90.1**

**Method: SW846 8260B - Volatile Organic Compounds (GC/MS) (Continued)**

Analyte	Result	Qualifier	RL	MDL	Unit	D	Prepared	Analyzed	Dil Fac
sec-Butylbenzene	<0.035		0.088	0.035	mg/Kg	☼	07/11/23 14:00	07/14/23 20:08	50
Styrene	<0.034		0.088	0.034	mg/Kg	☼	07/11/23 14:00	07/14/23 20:08	50
tert-Butylbenzene	<0.035		0.088	0.035	mg/Kg	☼	07/11/23 14:00	07/14/23 20:08	50
Tetrachloroethene	<0.033		0.088	0.033	mg/Kg	☼	07/11/23 14:00	07/14/23 20:08	50
<b>Toluene</b>	<b>0.016</b>	<b>J</b>	0.022	0.013	mg/Kg	☼	07/11/23 14:00	07/14/23 20:08	50
trans-1,2-Dichloroethene	<0.031		0.088	0.031	mg/Kg	☼	07/11/23 14:00	07/14/23 20:08	50
trans-1,3-Dichloropropene	<0.032		0.088	0.032	mg/Kg	☼	07/11/23 14:00	07/14/23 20:08	50
<b>Trichloroethene</b>	<b>0.39</b>		0.044	0.014	mg/Kg	☼	07/11/23 14:00	07/14/23 20:08	50
Trichlorofluoromethane	<0.038		0.088	0.038	mg/Kg	☼	07/11/23 14:00	07/14/23 20:08	50
Vinyl chloride	<0.023		0.088	0.023	mg/Kg	☼	07/11/23 14:00	07/14/23 20:08	50
<b>Xylenes, Total</b>	<b>0.034</b>	<b>J</b>	0.044	0.019	mg/Kg	☼	07/11/23 14:00	07/14/23 20:08	50
<b>Surrogate</b>	<b>%Recovery</b>	<b>Qualifier</b>	<b>Limits</b>				<b>Prepared</b>	<b>Analyzed</b>	<b>Dil Fac</b>
1,2-Dichloroethane-d4 (Surr)	96		75 - 126				07/11/23 14:00	07/14/23 20:08	50
4-Bromofluorobenzene (Surr)	96		72 - 124				07/11/23 14:00	07/14/23 20:08	50
Dibromofluoromethane (Surr)	96		75 - 120				07/11/23 14:00	07/14/23 20:08	50
Toluene-d8 (Surr)	94		75 - 120				07/11/23 14:00	07/14/23 20:08	50

# Client Sample Results

Client: K. Singh & Associates, Inc  
 Project/Site: Community Within The Corridor (CWC) - 40441B

Job ID: 500-236519-1

**Client Sample ID: BC-15%**  
**Date Collected: 07/11/23 14:00**  
**Date Received: 07/13/23 10:15**

**Lab Sample ID: 500-236519-4**  
**Matrix: Solid**  
**Percent Solids: 85.4**

**Method: SW846 8260B - Volatile Organic Compounds (GC/MS)**

Analyte	Result	Qualifier	RL	MDL	Unit	D	Prepared	Analyzed	Dil Fac
1,1,1,2-Tetrachloroethane	<0.035		0.076	0.035	mg/Kg	✳	07/11/23 14:00	07/14/23 20:33	50
1,1,1-Trichloroethane	<0.029		0.076	0.029	mg/Kg	✳	07/11/23 14:00	07/14/23 20:33	50
1,1,2,2-Tetrachloroethane	<0.030		0.076	0.030	mg/Kg	✳	07/11/23 14:00	07/14/23 20:33	50
1,1,2-Trichloroethane	<0.027		0.076	0.027	mg/Kg	✳	07/11/23 14:00	07/14/23 20:33	50
1,1-Dichloroethane	<0.031		0.076	0.031	mg/Kg	✳	07/11/23 14:00	07/14/23 20:33	50
1,1-Dichloroethene	<0.030		0.076	0.030	mg/Kg	✳	07/11/23 14:00	07/14/23 20:33	50
1,1-Dichloropropene	<0.023		0.076	0.023	mg/Kg	✳	07/11/23 14:00	07/14/23 20:33	50
1,2,3-Trichlorobenzene	<0.035		0.076	0.035	mg/Kg	✳	07/11/23 14:00	07/14/23 20:33	50
1,2,3-Trichloropropane	<0.031		0.15	0.031	mg/Kg	✳	07/11/23 14:00	07/14/23 20:33	50
1,2,4-Trichlorobenzene	<0.026		0.076	0.026	mg/Kg	✳	07/11/23 14:00	07/14/23 20:33	50
1,2,4-Trimethylbenzene	<0.027		0.076	0.027	mg/Kg	✳	07/11/23 14:00	07/14/23 20:33	50
1,2-Dibromo-3-Chloropropane	<0.15		0.38	0.15	mg/Kg	✳	07/11/23 14:00	07/14/23 20:33	50
1,2-Dibromoethane (EDB)	<0.029		0.076	0.029	mg/Kg	✳	07/11/23 14:00	07/14/23 20:33	50
1,2-Dichlorobenzene	<0.025		0.076	0.025	mg/Kg	✳	07/11/23 14:00	07/14/23 20:33	50
1,2-Dichloroethane	<0.030		0.076	0.030	mg/Kg	✳	07/11/23 14:00	07/14/23 20:33	50
1,2-Dichloropropane	<0.032		0.076	0.032	mg/Kg	✳	07/11/23 14:00	07/14/23 20:33	50
1,3,5-Trimethylbenzene	<0.029		0.076	0.029	mg/Kg	✳	07/11/23 14:00	07/14/23 20:33	50
1,3-Dichlorobenzene	<0.030		0.076	0.030	mg/Kg	✳	07/11/23 14:00	07/14/23 20:33	50
1,3-Dichloropropane	<0.027		0.076	0.027	mg/Kg	✳	07/11/23 14:00	07/14/23 20:33	50
1,4-Dichlorobenzene	<0.028		0.076	0.028	mg/Kg	✳	07/11/23 14:00	07/14/23 20:33	50
2,2-Dichloropropane	<0.034		0.076	0.034	mg/Kg	✳	07/11/23 14:00	07/14/23 20:33	50
2-Chlorotoluene	<0.024		0.076	0.024	mg/Kg	✳	07/11/23 14:00	07/14/23 20:33	50
4-Chlorotoluene	<0.026		0.076	0.026	mg/Kg	✳	07/11/23 14:00	07/14/23 20:33	50
Benzene	<0.011		0.019	0.011	mg/Kg	✳	07/11/23 14:00	07/14/23 20:33	50
Bromobenzene	<0.027		0.076	0.027	mg/Kg	✳	07/11/23 14:00	07/14/23 20:33	50
Bromochloromethane	<0.032		0.076	0.032	mg/Kg	✳	07/11/23 14:00	07/14/23 20:33	50
Dichlorobromomethane	<0.028		0.076	0.028	mg/Kg	✳	07/11/23 14:00	07/14/23 20:33	50
Bromoform	<0.037		0.076	0.037	mg/Kg	✳	07/11/23 14:00	07/14/23 20:33	50
Bromomethane	<0.060		0.23	0.060	mg/Kg	✳	07/11/23 14:00	07/14/23 20:33	50
Carbon tetrachloride	<0.029		0.076	0.029	mg/Kg	✳	07/11/23 14:00	07/14/23 20:33	50
Chlorobenzene	<0.029		0.076	0.029	mg/Kg	✳	07/11/23 14:00	07/14/23 20:33	50
Chloroethane	<0.038		0.076	0.038	mg/Kg	✳	07/11/23 14:00	07/14/23 20:33	50
Chloroform	<0.028		0.15	0.028	mg/Kg	✳	07/11/23 14:00	07/14/23 20:33	50
Chloromethane	<0.024		0.38	0.024	mg/Kg	✳	07/11/23 14:00	07/14/23 20:33	50
cis-1,2-Dichloroethene	<0.031		0.076	0.031	mg/Kg	✳	07/11/23 14:00	07/14/23 20:33	50
cis-1,3-Dichloropropene	<0.031		0.076	0.031	mg/Kg	✳	07/11/23 14:00	07/14/23 20:33	50
Dibromochloromethane	<0.037		0.076	0.037	mg/Kg	✳	07/11/23 14:00	07/14/23 20:33	50
Dibromomethane	<0.020		0.076	0.020	mg/Kg	✳	07/11/23 14:00	07/14/23 20:33	50
Dichlorodifluoromethane	<0.051		0.23	0.051	mg/Kg	✳	07/11/23 14:00	07/14/23 20:33	50
Ethylbenzene	<0.014		0.019	0.014	mg/Kg	✳	07/11/23 14:00	07/14/23 20:33	50
Hexachlorobutadiene	<0.034		0.076	0.034	mg/Kg	✳	07/11/23 14:00	07/14/23 20:33	50
Isopropyl ether	<0.021		0.076	0.021	mg/Kg	✳	07/11/23 14:00	07/14/23 20:33	50
Isopropylbenzene	<0.029		0.076	0.029	mg/Kg	✳	07/11/23 14:00	07/14/23 20:33	50
Methyl tert-butyl ether	<0.030		0.076	0.030	mg/Kg	✳	07/11/23 14:00	07/14/23 20:33	50
<b>Methylene Chloride</b>	<b>0.12</b>	<b>J B</b>	0.38	0.12	mg/Kg	✳	07/11/23 14:00	07/14/23 20:33	50
Naphthalene	<0.025		0.076	0.025	mg/Kg	✳	07/11/23 14:00	07/14/23 20:33	50
n-Butylbenzene	<0.029		0.076	0.029	mg/Kg	✳	07/11/23 14:00	07/14/23 20:33	50
N-Propylbenzene	<0.031		0.076	0.031	mg/Kg	✳	07/11/23 14:00	07/14/23 20:33	50
p-Isopropyltoluene	<0.027		0.076	0.027	mg/Kg	✳	07/11/23 14:00	07/14/23 20:33	50

Eurofins Chicago

# Client Sample Results

Client: K. Singh & Associates, Inc  
 Project/Site: Community Within The Corridor (CWC) - 40441B

Job ID: 500-236519-1

**Client Sample ID: BC-15%**

**Lab Sample ID: 500-236519-4**

**Date Collected: 07/11/23 14:00**

**Matrix: Solid**

**Date Received: 07/13/23 10:15**

**Percent Solids: 85.4**

**Method: SW846 8260B - Volatile Organic Compounds (GC/MS) (Continued)**

Analyte	Result	Qualifier	RL	MDL	Unit	D	Prepared	Analyzed	Dil Fac
sec-Butylbenzene	<0.030		0.076	0.030	mg/Kg	☼	07/11/23 14:00	07/14/23 20:33	50
Styrene	<0.029		0.076	0.029	mg/Kg	☼	07/11/23 14:00	07/14/23 20:33	50
tert-Butylbenzene	<0.030		0.076	0.030	mg/Kg	☼	07/11/23 14:00	07/14/23 20:33	50
Tetrachloroethene	<0.028		0.076	0.028	mg/Kg	☼	07/11/23 14:00	07/14/23 20:33	50
<b>Toluene</b>	<b>0.013</b>	<b>J</b>	0.019	0.011	mg/Kg	☼	07/11/23 14:00	07/14/23 20:33	50
trans-1,2-Dichloroethene	<0.026		0.076	0.026	mg/Kg	☼	07/11/23 14:00	07/14/23 20:33	50
trans-1,3-Dichloropropene	<0.027		0.076	0.027	mg/Kg	☼	07/11/23 14:00	07/14/23 20:33	50
<b>Trichloroethene</b>	<b>0.24</b>		0.038	0.012	mg/Kg	☼	07/11/23 14:00	07/14/23 20:33	50
Trichlorofluoromethane	<0.032		0.076	0.032	mg/Kg	☼	07/11/23 14:00	07/14/23 20:33	50
Vinyl chloride	<0.020		0.076	0.020	mg/Kg	☼	07/11/23 14:00	07/14/23 20:33	50
<b>Xylenes, Total</b>	<b>0.030</b>	<b>J</b>	0.038	0.017	mg/Kg	☼	07/11/23 14:00	07/14/23 20:33	50

Surrogate	%Recovery	Qualifier	Limits	Prepared	Analyzed	Dil Fac
1,2-Dichloroethane-d4 (Surr)	95		75 - 126	07/11/23 14:00	07/14/23 20:33	50
4-Bromofluorobenzene (Surr)	98		72 - 124	07/11/23 14:00	07/14/23 20:33	50
Dibromofluoromethane (Surr)	93		75 - 120	07/11/23 14:00	07/14/23 20:33	50
Toluene-d8 (Surr)	93		75 - 120	07/11/23 14:00	07/14/23 20:33	50

# Client Sample Results

Client: K. Singh & Associates, Inc  
 Project/Site: Community Within The Corridor (CWC) - 40441B

Job ID: 500-236519-1

**Client Sample ID: BC-20%**

**Lab Sample ID: 500-236519-5**

**Date Collected: 07/11/23 14:00**

**Matrix: Solid**

**Date Received: 07/13/23 10:15**

**Percent Solids: 84.2**

**Method: SW846 8260B - Volatile Organic Compounds (GC/MS)**

Analyte	Result	Qualifier	RL	MDL	Unit	D	Prepared	Analyzed	Dil Fac
1,1,1,2-Tetrachloroethane	<0.045		0.096	0.045	mg/Kg	✳	07/11/23 14:00	07/14/23 20:57	50
1,1,1-Trichloroethane	<0.037		0.096	0.037	mg/Kg	✳	07/11/23 14:00	07/14/23 20:57	50
1,1,2,2-Tetrachloroethane	<0.038		0.096	0.038	mg/Kg	✳	07/11/23 14:00	07/14/23 20:57	50
1,1,2-Trichloroethane	<0.034		0.096	0.034	mg/Kg	✳	07/11/23 14:00	07/14/23 20:57	50
1,1-Dichloroethane	<0.040		0.096	0.040	mg/Kg	✳	07/11/23 14:00	07/14/23 20:57	50
1,1-Dichloroethene	<0.038		0.096	0.038	mg/Kg	✳	07/11/23 14:00	07/14/23 20:57	50
1,1-Dichloropropene	<0.029		0.096	0.029	mg/Kg	✳	07/11/23 14:00	07/14/23 20:57	50
1,2,3-Trichlorobenzene	<0.044		0.096	0.044	mg/Kg	✳	07/11/23 14:00	07/14/23 20:57	50
1,2,3-Trichloropropane	<0.040		0.19	0.040	mg/Kg	✳	07/11/23 14:00	07/14/23 20:57	50
1,2,4-Trichlorobenzene	<0.033		0.096	0.033	mg/Kg	✳	07/11/23 14:00	07/14/23 20:57	50
1,2,4-Trimethylbenzene	<0.034		0.096	0.034	mg/Kg	✳	07/11/23 14:00	07/14/23 20:57	50
1,2-Dibromo-3-Chloropropane	<0.19		0.48	0.19	mg/Kg	✳	07/11/23 14:00	07/14/23 20:57	50
1,2-Dibromoethane (EDB)	<0.037		0.096	0.037	mg/Kg	✳	07/11/23 14:00	07/14/23 20:57	50
1,2-Dichlorobenzene	<0.032		0.096	0.032	mg/Kg	✳	07/11/23 14:00	07/14/23 20:57	50
1,2-Dichloroethane	<0.038		0.096	0.038	mg/Kg	✳	07/11/23 14:00	07/14/23 20:57	50
1,2-Dichloropropane	<0.041		0.096	0.041	mg/Kg	✳	07/11/23 14:00	07/14/23 20:57	50
1,3,5-Trimethylbenzene	<0.037		0.096	0.037	mg/Kg	✳	07/11/23 14:00	07/14/23 20:57	50
1,3-Dichlorobenzene	<0.039		0.096	0.039	mg/Kg	✳	07/11/23 14:00	07/14/23 20:57	50
1,3-Dichloropropane	<0.035		0.096	0.035	mg/Kg	✳	07/11/23 14:00	07/14/23 20:57	50
1,4-Dichlorobenzene	<0.035		0.096	0.035	mg/Kg	✳	07/11/23 14:00	07/14/23 20:57	50
2,2-Dichloropropane	<0.043		0.096	0.043	mg/Kg	✳	07/11/23 14:00	07/14/23 20:57	50
2-Chlorotoluene	<0.030		0.096	0.030	mg/Kg	✳	07/11/23 14:00	07/14/23 20:57	50
4-Chlorotoluene	<0.034		0.096	0.034	mg/Kg	✳	07/11/23 14:00	07/14/23 20:57	50
Benzene	<0.014		0.024	0.014	mg/Kg	✳	07/11/23 14:00	07/14/23 20:57	50
Bromobenzene	<0.034		0.096	0.034	mg/Kg	✳	07/11/23 14:00	07/14/23 20:57	50
Bromochloromethane	<0.041		0.096	0.041	mg/Kg	✳	07/11/23 14:00	07/14/23 20:57	50
Dichlorobromomethane	<0.036		0.096	0.036	mg/Kg	✳	07/11/23 14:00	07/14/23 20:57	50
Bromoform	<0.047		0.096	0.047	mg/Kg	✳	07/11/23 14:00	07/14/23 20:57	50
Bromomethane	<0.077		0.29	0.077	mg/Kg	✳	07/11/23 14:00	07/14/23 20:57	50
Carbon tetrachloride	<0.037		0.096	0.037	mg/Kg	✳	07/11/23 14:00	07/14/23 20:57	50
Chlorobenzene	<0.037		0.096	0.037	mg/Kg	✳	07/11/23 14:00	07/14/23 20:57	50
Chloroethane	<0.049		0.096	0.049	mg/Kg	✳	07/11/23 14:00	07/14/23 20:57	50
Chloroform	<0.036		0.19	0.036	mg/Kg	✳	07/11/23 14:00	07/14/23 20:57	50
Chloromethane	<0.031		0.48	0.031	mg/Kg	✳	07/11/23 14:00	07/14/23 20:57	50
cis-1,2-Dichloroethene	<0.039		0.096	0.039	mg/Kg	✳	07/11/23 14:00	07/14/23 20:57	50
cis-1,3-Dichloropropene	<0.040		0.096	0.040	mg/Kg	✳	07/11/23 14:00	07/14/23 20:57	50
Dibromochloromethane	<0.047		0.096	0.047	mg/Kg	✳	07/11/23 14:00	07/14/23 20:57	50
Dibromomethane	<0.026		0.096	0.026	mg/Kg	✳	07/11/23 14:00	07/14/23 20:57	50
Dichlorodifluoromethane	<0.065		0.29	0.065	mg/Kg	✳	07/11/23 14:00	07/14/23 20:57	50
Ethylbenzene	<0.018		0.024	0.018	mg/Kg	✳	07/11/23 14:00	07/14/23 20:57	50
Hexachlorobutadiene	<0.043		0.096	0.043	mg/Kg	✳	07/11/23 14:00	07/14/23 20:57	50
Isopropyl ether	<0.027		0.096	0.027	mg/Kg	✳	07/11/23 14:00	07/14/23 20:57	50
Isopropylbenzene	<0.037		0.096	0.037	mg/Kg	✳	07/11/23 14:00	07/14/23 20:57	50
Methyl tert-butyl ether	<0.038		0.096	0.038	mg/Kg	✳	07/11/23 14:00	07/14/23 20:57	50
Methylene Chloride	<0.16		0.48	0.16	mg/Kg	✳	07/11/23 14:00	07/14/23 20:57	50
Naphthalene	<0.032		0.096	0.032	mg/Kg	✳	07/11/23 14:00	07/14/23 20:57	50
n-Butylbenzene	<0.037		0.096	0.037	mg/Kg	✳	07/11/23 14:00	07/14/23 20:57	50
N-Propylbenzene	<0.040		0.096	0.040	mg/Kg	✳	07/11/23 14:00	07/14/23 20:57	50
p-Isopropyltoluene	<0.035		0.096	0.035	mg/Kg	✳	07/11/23 14:00	07/14/23 20:57	50

Eurofins Chicago

# Client Sample Results

Client: K. Singh & Associates, Inc  
 Project/Site: Community Within The Corridor (CWC) - 40441B

Job ID: 500-236519-1

**Client Sample ID: BC-20%**

**Lab Sample ID: 500-236519-5**

**Date Collected: 07/11/23 14:00**

**Matrix: Solid**

**Date Received: 07/13/23 10:15**

**Percent Solids: 84.2**

**Method: SW846 8260B - Volatile Organic Compounds (GC/MS) (Continued)**

Analyte	Result	Qualifier	RL	MDL	Unit	D	Prepared	Analyzed	Dil Fac
sec-Butylbenzene	<0.038		0.096	0.038	mg/Kg	☼	07/11/23 14:00	07/14/23 20:57	50
Styrene	<0.037		0.096	0.037	mg/Kg	☼	07/11/23 14:00	07/14/23 20:57	50
tert-Butylbenzene	<0.038		0.096	0.038	mg/Kg	☼	07/11/23 14:00	07/14/23 20:57	50
Tetrachloroethene	<0.036		0.096	0.036	mg/Kg	☼	07/11/23 14:00	07/14/23 20:57	50
<b>Toluene</b>	<b>0.020</b>	<b>J</b>	0.024	0.014	mg/Kg	☼	07/11/23 14:00	07/14/23 20:57	50
trans-1,2-Dichloroethene	<0.034		0.096	0.034	mg/Kg	☼	07/11/23 14:00	07/14/23 20:57	50
trans-1,3-Dichloropropene	<0.035		0.096	0.035	mg/Kg	☼	07/11/23 14:00	07/14/23 20:57	50
<b>Trichloroethene</b>	<b>0.25</b>		0.048	0.016	mg/Kg	☼	07/11/23 14:00	07/14/23 20:57	50
Trichlorofluoromethane	<0.041		0.096	0.041	mg/Kg	☼	07/11/23 14:00	07/14/23 20:57	50
Vinyl chloride	<0.025		0.096	0.025	mg/Kg	☼	07/11/23 14:00	07/14/23 20:57	50
<b>Xylenes, Total</b>	<b>0.045</b>	<b>J</b>	0.048	0.021	mg/Kg	☼	07/11/23 14:00	07/14/23 20:57	50

Surrogate	%Recovery	Qualifier	Limits	Prepared	Analyzed	Dil Fac
1,2-Dichloroethane-d4 (Surr)	94		75 - 126	07/11/23 14:00	07/14/23 20:57	50
4-Bromofluorobenzene (Surr)	98		72 - 124	07/11/23 14:00	07/14/23 20:57	50
Dibromofluoromethane (Surr)	94		75 - 120	07/11/23 14:00	07/14/23 20:57	50
Toluene-d8 (Surr)	93		75 - 120	07/11/23 14:00	07/14/23 20:57	50



# Definitions/Glossary

Client: K. Singh & Associates, Inc  
Project/Site: Community Within The Corridor (CWC) - 40441B

Job ID: 500-236519-1

## Qualifiers

### GC/MS VOA

Qualifier	Qualifier Description
B	Compound was found in the blank and sample.
J	Result is less than the RL but greater than or equal to the MDL and the concentration is an approximate value.

## Glossary

Abbreviation	These commonly used abbreviations may or may not be present in this report.
α	Listed under the "D" column to designate that the result is reported on a dry weight basis
%R	Percent Recovery
CFL	Contains Free Liquid
CFU	Colony Forming Unit
CNF	Contains No Free Liquid
DER	Duplicate Error Ratio (normalized absolute difference)
Dil Fac	Dilution Factor
DL	Detection Limit (DoD/DOE)
DL, RA, RE, IN	Indicates a Dilution, Re-analysis, Re-extraction, or additional Initial metals/anion analysis of the sample
DLC	Decision Level Concentration (Radiochemistry)
EDL	Estimated Detection Limit (Dioxin)
LOD	Limit of Detection (DoD/DOE)
LOQ	Limit of Quantitation (DoD/DOE)
MCL	EPA recommended "Maximum Contaminant Level"
MDA	Minimum Detectable Activity (Radiochemistry)
MDC	Minimum Detectable Concentration (Radiochemistry)
MDL	Method Detection Limit
ML	Minimum Level (Dioxin)
MPN	Most Probable Number
MQL	Method Quantitation Limit
NC	Not Calculated
ND	Not Detected at the reporting limit (or MDL or EDL if shown)
NEG	Negative / Absent
POS	Positive / Present
PQL	Practical Quantitation Limit
PRES	Presumptive
QC	Quality Control
RER	Relative Error Ratio (Radiochemistry)
RL	Reporting Limit or Requested Limit (Radiochemistry)
RPD	Relative Percent Difference, a measure of the relative difference between two points
TEF	Toxicity Equivalent Factor (Dioxin)
TEQ	Toxicity Equivalent Quotient (Dioxin)
TNTC	Too Numerous To Count

# QC Association Summary

Client: K. Singh & Associates, Inc  
 Project/Site: Community Within The Corridor (CWC) - 40441B

Job ID: 500-236519-1

## GC/MS VOA

### Prep Batch: 723019

Lab Sample ID	Client Sample ID	Prep Type	Matrix	Method	Prep Batch
500-236519-1	BC-Control	Total/NA	Solid	5035	
500-236519-2	BC-5%	Total/NA	Solid	5035	
500-236519-3	BC-10%	Total/NA	Solid	5035	
500-236519-4	BC-15%	Total/NA	Solid	5035	
500-236519-5	BC-20%	Total/NA	Solid	5035	
LB3 500-723019/21-A	Method Blank	Total/NA	Solid	5035	
LCS 500-723019/22-A	Lab Control Sample	Total/NA	Solid	5035	
500-236519-5 MS	BC-20%	Total/NA	Solid	5035	
500-236519-5 MSD	BC-20%	Total/NA	Solid	5035	

### Analysis Batch: 723140

Lab Sample ID	Client Sample ID	Prep Type	Matrix	Method	Prep Batch
500-236519-1	BC-Control	Total/NA	Solid	8260B	723019
500-236519-2	BC-5%	Total/NA	Solid	8260B	723019
500-236519-3	BC-10%	Total/NA	Solid	8260B	723019
500-236519-4	BC-15%	Total/NA	Solid	8260B	723019
500-236519-5	BC-20%	Total/NA	Solid	8260B	723019
LB3 500-723019/21-A	Method Blank	Total/NA	Solid	8260B	723019
MB 500-723140/6	Method Blank	Total/NA	Solid	8260B	
LCS 500-723019/22-A	Lab Control Sample	Total/NA	Solid	8260B	723019
LCS 500-723140/8	Lab Control Sample	Total/NA	Solid	8260B	
500-236519-5 MS	BC-20%	Total/NA	Solid	8260B	723019
500-236519-5 MSD	BC-20%	Total/NA	Solid	8260B	723019

## General Chemistry

### Analysis Batch: 722965

Lab Sample ID	Client Sample ID	Prep Type	Matrix	Method	Prep Batch
500-236519-1	BC-Control	Total/NA	Solid	Moisture	
500-236519-2	BC-5%	Total/NA	Solid	Moisture	
500-236519-3	BC-10%	Total/NA	Solid	Moisture	
500-236519-4	BC-15%	Total/NA	Solid	Moisture	
500-236519-5	BC-20%	Total/NA	Solid	Moisture	

# Surrogate Summary

Client: K. Singh & Associates, Inc  
Project/Site: Community Within The Corridor (CWC) - 40441B

Job ID: 500-236519-1

**Method: 8260B - Volatile Organic Compounds (GC/MS)**

**Matrix: Solid**

**Prep Type: Total/NA**

## Percent Surrogate Recovery (Acceptance Limits)

Lab Sample ID	Client Sample ID	DCA	BFB	DBFM	TOL
		(75-126)	(72-124)	(75-120)	(75-120)
500-236519-1	BC-Control	95	95	96	94
500-236519-2	BC-5%	96	96	94	92
500-236519-3	BC-10%	96	96	96	94
500-236519-4	BC-15%	95	98	93	93
500-236519-5	BC-20%	94	98	94	93
500-236519-5 MS	BC-20%	94	97	99	95
500-236519-5 MSD	BC-20%	94	98	99	95
LB3 500-723019/21-A	Method Blank	88	102	91	93
LCS 500-723019/22-A	Lab Control Sample	93	98	98	95
LCS 500-723140/8	Lab Control Sample	86	100	97	96
MB 500-723140/6	Method Blank	94	102	94	93

### Surrogate Legend

DCA = 1,2-Dichloroethane-d4 (Surr)

BFB = 4-Bromofluorobenzene (Surr)

DBFM = Dibromofluoromethane (Surr)

TOL = Toluene-d8 (Surr)

# QC Sample Results

Client: K. Singh & Associates, Inc  
 Project/Site: Community Within The Corridor (CWC) - 40441B

Job ID: 500-236519-1

## Method: 8260B - Volatile Organic Compounds (GC/MS)

**Lab Sample ID: LB3 500-723019/21-A**  
**Matrix: Solid**  
**Analysis Batch: 723140**

**Client Sample ID: Method Blank**  
**Prep Type: Total/NA**  
**Prep Batch: 723019**

Analyte	LB3	LB3	RL	MDL	Unit	D	Prepared	Analyzed	Dil Fac
	Result	Qualifier							
1,2-Dibromoethane (EDB)	<0.019		0.050	0.019	mg/Kg		07/11/23 20:15	07/14/23 15:18	50
Bromobenzene	<0.018		0.050	0.018	mg/Kg		07/11/23 20:15	07/14/23 15:18	50
Bromochloromethane	<0.021		0.050	0.021	mg/Kg		07/11/23 20:15	07/14/23 15:18	50
Dichlorobromomethane	<0.019		0.050	0.019	mg/Kg		07/11/23 20:15	07/14/23 15:18	50
Bromoform	<0.024		0.050	0.024	mg/Kg		07/11/23 20:15	07/14/23 15:18	50
Bromomethane	<0.040		0.15	0.040	mg/Kg		07/11/23 20:15	07/14/23 15:18	50
Carbon tetrachloride	<0.019		0.050	0.019	mg/Kg		07/11/23 20:15	07/14/23 15:18	50
Chlorobenzene	<0.019		0.050	0.019	mg/Kg		07/11/23 20:15	07/14/23 15:18	50
Chloroethane	<0.025		0.050	0.025	mg/Kg		07/11/23 20:15	07/14/23 15:18	50
Chloroform	<0.019		0.10	0.019	mg/Kg		07/11/23 20:15	07/14/23 15:18	50
Chloromethane	<0.016		0.25	0.016	mg/Kg		07/11/23 20:15	07/14/23 15:18	50
cis-1,2-Dichloroethene	<0.020		0.050	0.020	mg/Kg		07/11/23 20:15	07/14/23 15:18	50
cis-1,3-Dichloropropene	<0.021		0.050	0.021	mg/Kg		07/11/23 20:15	07/14/23 15:18	50
Dibromochloromethane	<0.024		0.050	0.024	mg/Kg		07/11/23 20:15	07/14/23 15:18	50
Dibromomethane	<0.014		0.050	0.014	mg/Kg		07/11/23 20:15	07/14/23 15:18	50
Dichlorodifluoromethane	<0.034		0.15	0.034	mg/Kg		07/11/23 20:15	07/14/23 15:18	50
Ethylbenzene	<0.0092		0.013	0.0092	mg/Kg		07/11/23 20:15	07/14/23 15:18	50
Hexachlorobutadiene	<0.022		0.050	0.022	mg/Kg		07/11/23 20:15	07/14/23 15:18	50
Isopropyl ether	<0.014		0.050	0.014	mg/Kg		07/11/23 20:15	07/14/23 15:18	50
Isopropylbenzene	<0.019		0.050	0.019	mg/Kg		07/11/23 20:15	07/14/23 15:18	50
Methyl tert-butyl ether	<0.020		0.050	0.020	mg/Kg		07/11/23 20:15	07/14/23 15:18	50
Methylene Chloride	<0.082		0.25	0.082	mg/Kg		07/11/23 20:15	07/14/23 15:18	50
Naphthalene	<0.017		0.050	0.017	mg/Kg		07/11/23 20:15	07/14/23 15:18	50
n-Butylbenzene	<0.019		0.050	0.019	mg/Kg		07/11/23 20:15	07/14/23 15:18	50
N-Propylbenzene	<0.021		0.050	0.021	mg/Kg		07/11/23 20:15	07/14/23 15:18	50
sec-Butylbenzene	<0.020		0.050	0.020	mg/Kg		07/11/23 20:15	07/14/23 15:18	50
Styrene	<0.019		0.050	0.019	mg/Kg		07/11/23 20:15	07/14/23 15:18	50
tert-Butylbenzene	<0.020		0.050	0.020	mg/Kg		07/11/23 20:15	07/14/23 15:18	50
Tetrachloroethene	<0.019		0.050	0.019	mg/Kg		07/11/23 20:15	07/14/23 15:18	50
Toluene	<0.0074		0.013	0.0074	mg/Kg		07/11/23 20:15	07/14/23 15:18	50
trans-1,2-Dichloroethene	<0.018		0.050	0.018	mg/Kg		07/11/23 20:15	07/14/23 15:18	50
trans-1,3-Dichloropropene	<0.018		0.050	0.018	mg/Kg		07/11/23 20:15	07/14/23 15:18	50
Trichloroethene	<0.0082		0.025	0.0082	mg/Kg		07/11/23 20:15	07/14/23 15:18	50
Trichlorofluoromethane	<0.021		0.050	0.021	mg/Kg		07/11/23 20:15	07/14/23 15:18	50
Vinyl chloride	<0.013		0.050	0.013	mg/Kg		07/11/23 20:15	07/14/23 15:18	50
Xylenes, Total	<0.011		0.025	0.011	mg/Kg		07/11/23 20:15	07/14/23 15:18	50

Surrogate	LB3	LB3	Limits	Prepared	Analyzed	Dil Fac
	%Recovery	Qualifier				
1,2-Dichloroethane-d4 (Surr)	88		75 - 126	07/11/23 20:15	07/14/23 15:18	50
4-Bromofluorobenzene (Surr)	102		72 - 124	07/11/23 20:15	07/14/23 15:18	50
Dibromofluoromethane (Surr)	91		75 - 120	07/11/23 20:15	07/14/23 15:18	50
Toluene-d8 (Surr)	93		75 - 120	07/11/23 20:15	07/14/23 15:18	50

# QC Sample Results

Client: K. Singh & Associates, Inc  
 Project/Site: Community Within The Corridor (CWC) - 40441B

Job ID: 500-236519-1

## Method: 8260B - Volatile Organic Compounds (GC/MS) (Continued)

**Lab Sample ID: LCS 500-723019/22-A**  
**Matrix: Solid**  
**Analysis Batch: 723140**

**Client Sample ID: Lab Control Sample**  
**Prep Type: Total/NA**  
**Prep Batch: 723019**

Analyte	Spike Added	LCS Result	LCS Qualifier	Unit	D	%Rec	%Rec Limits
1,1,1,2-Tetrachloroethane	2.50	2.19		mg/Kg		88	70 - 125
1,1,1-Trichloroethane	2.50	2.30		mg/Kg		92	70 - 125
1,1,2,2-Tetrachloroethane	2.50	2.36		mg/Kg		95	62 - 140
1,1,2-Trichloroethane	2.50	2.42		mg/Kg		97	71 - 130
1,1-Dichloroethane	2.50	2.45		mg/Kg		98	70 - 125
1,1-Dichloroethene	2.50	2.24		mg/Kg		90	67 - 122
1,1-Dichloropropene	2.50	2.47		mg/Kg		99	70 - 121
1,2,3-Trichlorobenzene	2.50	2.43		mg/Kg		97	51 - 145
1,2,3-Trichloropropane	2.50	2.31		mg/Kg		92	50 - 133
1,2,4-Trichlorobenzene	2.50	2.44		mg/Kg		98	57 - 137
1,2,4-Trimethylbenzene	2.50	2.31		mg/Kg		92	70 - 123
1,2-Dibromo-3-Chloropropane	2.50	1.74		mg/Kg		70	56 - 123
1,2-Dibromoethane (EDB)	2.50	2.20		mg/Kg		88	70 - 125
1,2-Dichlorobenzene	2.50	2.26		mg/Kg		90	70 - 125
1,2-Dichloroethane	2.50	2.29		mg/Kg		92	68 - 127
1,2-Dichloropropane	2.50	2.56		mg/Kg		103	67 - 130
1,3,5-Trimethylbenzene	2.50	2.37		mg/Kg		95	70 - 123
1,3-Dichlorobenzene	2.50	2.23		mg/Kg		89	70 - 125
1,3-Dichloropropane	2.50	2.43		mg/Kg		97	62 - 136
1,4-Dichlorobenzene	2.50	2.18		mg/Kg		87	70 - 120
2,2-Dichloropropane	2.50	2.06		mg/Kg		82	58 - 139
2-Chlorotoluene	2.50	2.24		mg/Kg		90	70 - 125
4-Chlorotoluene	2.50	2.22		mg/Kg		89	68 - 124
Benzene	2.50	2.41		mg/Kg		96	70 - 120
Bromobenzene	2.50	2.36		mg/Kg		94	70 - 122
Bromochloromethane	2.50	2.35		mg/Kg		94	65 - 122
Dichlorobromomethane	2.50	2.14		mg/Kg		85	69 - 120
Bromoform	2.50	1.80		mg/Kg		72	56 - 132
Bromomethane	2.50	1.54		mg/Kg		62	40 - 152
Carbon tetrachloride	2.50	2.23		mg/Kg		89	59 - 133
Chlorobenzene	2.50	2.36		mg/Kg		94	70 - 120
Chloroethane	2.50	2.30		mg/Kg		92	48 - 136
Chloroform	2.50	2.54		mg/Kg		101	70 - 120
Chloromethane	2.50	1.73		mg/Kg		69	56 - 152
cis-1,2-Dichloroethene	2.50	2.38		mg/Kg		95	70 - 125
cis-1,3-Dichloropropene	2.50	2.21		mg/Kg		89	64 - 127
Dibromochloromethane	2.50	1.94		mg/Kg		78	68 - 125
Dibromomethane	2.50	2.19		mg/Kg		87	70 - 120
Dichlorodifluoromethane	2.50	1.19		mg/Kg		47	40 - 159
Ethylbenzene	2.50	2.27		mg/Kg		91	70 - 123
Hexachlorobutadiene	2.50	2.73		mg/Kg		109	51 - 150
Isopropylbenzene	2.50	2.38		mg/Kg		95	70 - 126
Methyl tert-butyl ether	2.50	2.40		mg/Kg		96	55 - 123
Methylene Chloride	2.50	2.37		mg/Kg		95	69 - 125
Naphthalene	2.50	2.21		mg/Kg		88	53 - 144
n-Butylbenzene	2.50	2.15		mg/Kg		86	68 - 125
N-Propylbenzene	2.50	2.25		mg/Kg		90	69 - 127
p-Isopropyltoluene	2.50	2.32		mg/Kg		93	70 - 125

# QC Sample Results

Client: K. Singh & Associates, Inc  
 Project/Site: Community Within The Corridor (CWC) - 40441B

Job ID: 500-236519-1

## Method: 8260B - Volatile Organic Compounds (GC/MS) (Continued)

**Lab Sample ID: LCS 500-723019/22-A**  
**Matrix: Solid**  
**Analysis Batch: 723140**

**Client Sample ID: Lab Control Sample**  
**Prep Type: Total/NA**  
**Prep Batch: 723019**

Analyte	Spike Added	LCS Result	LCS Qualifier	Unit	D	%Rec	%Rec Limits
sec-Butylbenzene	2.50	2.36		mg/Kg		95	70 - 123
Styrene	2.50	2.30		mg/Kg		92	70 - 120
tert-Butylbenzene	2.50	2.40		mg/Kg		96	70 - 121
Tetrachloroethene	2.50	2.59		mg/Kg		104	70 - 128
Toluene	2.50	2.39		mg/Kg		96	70 - 125
trans-1,2-Dichloroethene	2.50	2.30		mg/Kg		92	70 - 125
trans-1,3-Dichloropropene	2.50	2.10		mg/Kg		84	62 - 128
Trichloroethene	2.50	2.44		mg/Kg		97	70 - 125
Trichlorofluoromethane	2.50	2.22		mg/Kg		89	55 - 128
Vinyl chloride	2.50	1.75		mg/Kg		70	64 - 126
Xylenes, Total	5.00	4.52		mg/Kg		90	70 - 125

Surrogate	LCS %Recovery	LCS Qualifier	LCS Limits
1,2-Dichloroethane-d4 (Surr)	93		75 - 126
4-Bromofluorobenzene (Surr)	98		72 - 124
Dibromofluoromethane (Surr)	98		75 - 120
Toluene-d8 (Surr)	95		75 - 120

**Lab Sample ID: 500-236519-5 MS**  
**Matrix: Solid**  
**Analysis Batch: 723140**

**Client Sample ID: BC-20%**  
**Prep Type: Total/NA**  
**Prep Batch: 723019**

Analyte	Sample Result	Sample Qualifier	Spike Added	MS Result	MS Qualifier	Unit	D	%Rec	%Rec Limits
1,1,1,2-Tetrachloroethane	<0.045		4.82	3.97		mg/Kg	✱	82	70 - 125
1,1,1-Trichloroethane	<0.037		4.82	3.83		mg/Kg	✱	79	70 - 125
1,1,1,2,2-Tetrachloroethane	<0.038		4.82	4.53		mg/Kg	✱	94	62 - 140
1,1,2-Trichloroethane	<0.034		4.82	4.47		mg/Kg	✱	93	71 - 130
1,1-Dichloroethane	<0.040		4.82	3.99		mg/Kg	✱	83	70 - 125
1,1-Dichloroethene	<0.038		4.82	3.33		mg/Kg	✱	69	67 - 122
1,1-Dichloropropene	<0.029		4.82	4.04		mg/Kg	✱	84	70 - 121
1,2,3-Trichlorobenzene	<0.044		4.82	5.03		mg/Kg	✱	104	51 - 145
1,2,3-Trichloropropane	<0.040		4.82	4.42		mg/Kg	✱	92	50 - 133
1,2,4-Trichlorobenzene	<0.033		4.82	4.91		mg/Kg	✱	102	57 - 137
1,2,4-Trimethylbenzene	<0.034		4.82	4.28		mg/Kg	✱	89	70 - 123
1,2-Dibromo-3-Chloropropane	<0.19		4.82	3.25		mg/Kg	✱	68	56 - 123
1,2-Dibromoethane (EDB)	<0.037		4.82	4.14		mg/Kg	✱	86	70 - 125
1,2-Dichlorobenzene	<0.032		4.82	4.19		mg/Kg	✱	87	70 - 125
1,2-Dichloroethane	<0.038		4.82	4.00		mg/Kg	✱	83	68 - 127
1,2-Dichloropropane	<0.041		4.82	4.37		mg/Kg	✱	91	67 - 130
1,3,5-Trimethylbenzene	<0.037		4.82	4.28		mg/Kg	✱	89	70 - 123
1,3-Dichlorobenzene	<0.039		4.82	4.10		mg/Kg	✱	85	70 - 125
1,3-Dichloropropane	<0.035		4.82	4.37		mg/Kg	✱	91	62 - 136
1,4-Dichlorobenzene	<0.035		4.82	4.05		mg/Kg	✱	84	70 - 120
2,2-Dichloropropane	<0.043		4.82	3.47		mg/Kg	✱	72	58 - 139
2-Chlorotoluene	<0.030		4.82	4.09		mg/Kg	✱	85	70 - 125
4-Chlorotoluene	<0.034		4.82	4.03		mg/Kg	✱	84	68 - 124
Benzene	<0.014		4.82	3.99		mg/Kg	✱	83	70 - 120
Bromobenzene	<0.034		4.82	4.19		mg/Kg	✱	87	70 - 122

# QC Sample Results

Client: K. Singh & Associates, Inc  
 Project/Site: Community Within The Corridor (CWC) - 40441B

Job ID: 500-236519-1

## Method: 8260B - Volatile Organic Compounds (GC/MS) (Continued)

**Lab Sample ID: 500-236519-5 MS**  
**Matrix: Solid**  
**Analysis Batch: 723140**

**Client Sample ID: BC-20%**  
**Prep Type: Total/NA**  
**Prep Batch: 723019**

Analyte	Sample	Sample Qualifier	Spike Added	MS	MS	Unit	D	%Rec	%Rec Limits
	Result			Result	Qualifier				
Bromochloromethane	<0.041		4.82	4.10		mg/Kg	☼	85	65 - 122
Dichlorobromomethane	<0.036		4.82	3.76		mg/Kg	☼	78	69 - 120
Bromoform	<0.047		4.82	3.32		mg/Kg	☼	69	56 - 132
Bromomethane	<0.077		4.82	3.67		mg/Kg	☼	76	40 - 152
Carbon tetrachloride	<0.037		4.82	3.75		mg/Kg	☼	78	59 - 133
Chlorobenzene	<0.037		4.82	4.17		mg/Kg	☼	87	70 - 120
Chloroethane	<0.049		4.82	5.44		mg/Kg	☼	113	48 - 136
Chloroform	<0.036		4.82	4.30		mg/Kg	☼	89	70 - 120
Chloromethane	<0.031		4.82	4.78		mg/Kg	☼	99	56 - 152
cis-1,2-Dichloroethene	<0.039		4.82	3.99		mg/Kg	☼	83	70 - 125
cis-1,3-Dichloropropene	<0.040		4.82	3.90		mg/Kg	☼	81	64 - 127
Dibromochloromethane	<0.047		4.82	3.54		mg/Kg	☼	74	68 - 125
Dibromomethane	<0.026		4.82	3.96		mg/Kg	☼	82	70 - 120
Dichlorodifluoromethane	<0.065		4.82	6.14		mg/Kg	☼	127	40 - 159
Ethylbenzene	<0.018		4.82	3.98		mg/Kg	☼	83	70 - 123
Hexachlorobutadiene	<0.043		4.82	5.22		mg/Kg	☼	108	51 - 150
Isopropylbenzene	<0.037		4.82	4.23		mg/Kg	☼	88	70 - 126
Methyl tert-butyl ether	<0.038		4.82	4.18		mg/Kg	☼	87	55 - 123
Methylene Chloride	<0.16		4.82	3.88		mg/Kg	☼	81	69 - 125
Naphthalene	<0.032		4.82	4.67		mg/Kg	☼	97	53 - 144
n-Butylbenzene	<0.037		4.82	4.03		mg/Kg	☼	84	68 - 125
N-Propylbenzene	<0.040		4.82	4.05		mg/Kg	☼	84	69 - 127
p-Isopropyltoluene	<0.035		4.82	4.23		mg/Kg	☼	88	70 - 125
sec-Butylbenzene	<0.038		4.82	4.26		mg/Kg	☼	88	70 - 123
Styrene	<0.037		4.82	4.10		mg/Kg	☼	85	70 - 120
tert-Butylbenzene	<0.038		4.82	4.32		mg/Kg	☼	90	70 - 121
Tetrachloroethene	<0.036		4.82	4.49		mg/Kg	☼	93	70 - 128
Toluene	0.020	J	4.82	4.17		mg/Kg	☼	86	70 - 125
trans-1,2-Dichloroethene	<0.034		4.82	3.69		mg/Kg	☼	77	70 - 125
trans-1,3-Dichloropropene	<0.035		4.82	3.79		mg/Kg	☼	79	62 - 128
Trichloroethene	0.25		4.82	4.42		mg/Kg	☼	87	70 - 125
Trichlorofluoromethane	<0.041		4.82	5.28		mg/Kg	☼	110	55 - 128
Vinyl chloride	<0.025		4.82	4.85		mg/Kg	☼	101	64 - 126
Xylenes, Total	0.045	J	9.64	8.10		mg/Kg	☼	84	70 - 125

Surrogate	MS	MS	Limits
	%Recovery	Qualifier	
1,2-Dichloroethane-d4 (Surr)	94		75 - 126
4-Bromofluorobenzene (Surr)	97		72 - 124
Dibromofluoromethane (Surr)	99		75 - 120
Toluene-d8 (Surr)	95		75 - 120

**Lab Sample ID: 500-236519-5 MSD**  
**Matrix: Solid**  
**Analysis Batch: 723140**

**Client Sample ID: BC-20%**  
**Prep Type: Total/NA**  
**Prep Batch: 723019**

Analyte	Sample	Sample Qualifier	Spike Added	MSD	MSD	Unit	D	%Rec	%Rec Limits	RPD	
	Result			Result	Qualifier					RPD	Limit
1,1,1,2-Tetrachloroethane	<0.045		4.82	5.14		mg/Kg	☼	107	70 - 125	26	30
1,1,1-Trichloroethane	<0.037		4.82	5.03		mg/Kg	☼	104	70 - 125	27	30

Eurofins Chicago

# QC Sample Results

Client: K. Singh & Associates, Inc  
 Project/Site: Community Within The Corridor (CWC) - 40441B

Job ID: 500-236519-1

## Method: 8260B - Volatile Organic Compounds (GC/MS) (Continued)

**Lab Sample ID: 500-236519-5 MSD**

**Matrix: Solid**

**Analysis Batch: 723140**

**Client Sample ID: BC-20%**

**Prep Type: Total/NA**

**Prep Batch: 723019**

Analyte	Sample Result	Sample Qualifier	Spike Added	MSD Result	MSD Qualifier	Unit	D	%Rec	%Rec		RPD	Limit
									Limits	RPD		
1,1,2,2-Tetrachloroethane	<0.038		4.82	5.86		mg/Kg	*	122	62 - 140	26	30	
1,1,2-Trichloroethane	<0.034		4.82	5.81		mg/Kg	*	121	71 - 130	26	30	
1,1-Dichloroethane	<0.040		4.82	5.16		mg/Kg	*	107	70 - 125	26	30	
1,1-Dichloroethene	<0.038		4.82	4.31		mg/Kg	*	90	67 - 122	26	30	
1,1-Dichloropropene	<0.029		4.82	5.29		mg/Kg	*	110	70 - 121	27	30	
1,2,3-Trichlorobenzene	<0.044		4.82	6.27		mg/Kg	*	130	51 - 145	22	30	
1,2,3-Trichloropropane	<0.040		4.82	5.89		mg/Kg	*	122	50 - 133	29	30	
1,2,4-Trichlorobenzene	<0.033		4.82	6.11		mg/Kg	*	127	57 - 137	22	30	
1,2,4-Trimethylbenzene	<0.034		4.82	5.54		mg/Kg	*	115	70 - 123	26	30	
1,2-Dibromo-3-Chloropropane	<0.19		4.82	4.28		mg/Kg	*	89	56 - 123	27	30	
1,2-Dibromoethane (EDB)	<0.037		4.82	5.35		mg/Kg	*	111	70 - 125	26	30	
1,2-Dichlorobenzene	<0.032		4.82	5.44		mg/Kg	*	113	70 - 125	26	30	
1,2-Dichloroethane	<0.038		4.82	5.16		mg/Kg	*	107	68 - 127	25	30	
1,2-Dichloropropane	<0.041		4.82	5.75		mg/Kg	*	119	67 - 130	27	30	
1,3,5-Trimethylbenzene	<0.037		4.82	5.54		mg/Kg	*	115	70 - 123	26	30	
1,3-Dichlorobenzene	<0.039		4.82	5.38		mg/Kg	*	112	70 - 125	27	30	
1,3-Dichloropropane	<0.035		4.82	5.68		mg/Kg	*	118	62 - 136	26	30	
1,4-Dichlorobenzene	<0.035		4.82	5.24		mg/Kg	*	109	70 - 120	26	30	
2,2-Dichloropropane	<0.043		4.82	4.47		mg/Kg	*	93	58 - 139	25	30	
2-Chlorotoluene	<0.030		4.82	5.28		mg/Kg	*	110	70 - 125	25	30	
4-Chlorotoluene	<0.034		4.82	5.21		mg/Kg	*	108	68 - 124	26	30	
Benzene	<0.014		4.82	5.23		mg/Kg	*	109	70 - 120	27	30	
Bromobenzene	<0.034		4.82	5.67		mg/Kg	*	118	70 - 122	30	30	
Bromochloromethane	<0.041		4.82	5.38		mg/Kg	*	112	65 - 122	27	30	
Dichlorobromomethane	<0.036		4.82	4.99		mg/Kg	*	104	69 - 120	28	30	
Bromoform	<0.047		4.82	4.50		mg/Kg	*	93	56 - 132	30	30	
Bromomethane	<0.077		4.82	3.36		mg/Kg	*	70	40 - 152	9	30	
Carbon tetrachloride	<0.037		4.82	4.82		mg/Kg	*	100	59 - 133	25	30	
Chlorobenzene	<0.037		4.82	5.50		mg/Kg	*	114	70 - 120	27	30	
Chloroethane	<0.049		4.82	4.47		mg/Kg	*	93	48 - 136	20	30	
Chloroform	<0.036		4.82	5.60		mg/Kg	*	116	70 - 120	26	30	
Chloromethane	<0.031		4.82	4.41		mg/Kg	*	92	56 - 152	8	30	
cis-1,2-Dichloroethene	<0.039		4.82	5.14		mg/Kg	*	107	70 - 125	25	30	
cis-1,3-Dichloropropene	<0.040		4.82	5.14		mg/Kg	*	107	64 - 127	27	30	
Dibromochloromethane	<0.047		4.82	4.66		mg/Kg	*	97	68 - 125	27	30	
Dibromomethane	<0.026		4.82	5.12		mg/Kg	*	106	70 - 120	25	30	
Dichlorodifluoromethane	<0.065		4.82	5.68		mg/Kg	*	118	40 - 159	8	30	
Ethylbenzene	<0.018		4.82	5.21		mg/Kg	*	108	70 - 123	27	30	
Hexachlorobutadiene	<0.043		4.82	6.69		mg/Kg	*	139	51 - 150	25	30	
Isopropylbenzene	<0.037		4.82	5.64		mg/Kg	*	117	70 - 126	29	30	
Methyl tert-butyl ether	<0.038		4.82	5.39		mg/Kg	*	112	55 - 123	25	30	
Methylene Chloride	<0.16		4.82	4.97		mg/Kg	*	103	69 - 125	25	30	
Naphthalene	<0.032		4.82	5.94		mg/Kg	*	123	53 - 144	24	30	
n-Butylbenzene	<0.037		4.82	5.13		mg/Kg	*	107	68 - 125	24	30	
N-Propylbenzene	<0.040		4.82	5.29		mg/Kg	*	110	69 - 127	27	30	
p-Isopropyltoluene	<0.035		4.82	5.51		mg/Kg	*	114	70 - 125	26	30	
sec-Butylbenzene	<0.038		4.82	5.62		mg/Kg	*	117	70 - 123	28	30	
Styrene	<0.037		4.82	5.35		mg/Kg	*	111	70 - 120	26	30	
tert-Butylbenzene	<0.038		4.82	5.70		mg/Kg	*	118	70 - 121	27	30	

Eurofins Chicago



# QC Sample Results

Client: K. Singh & Associates, Inc  
 Project/Site: Community Within The Corridor (CWC) - 40441B

Job ID: 500-236519-1

## Method: 8260B - Volatile Organic Compounds (GC/MS) (Continued)

**Lab Sample ID: 500-236519-5 MSD**

**Matrix: Solid**

**Analysis Batch: 723140**

**Client Sample ID: BC-20%**

**Prep Type: Total/NA**

**Prep Batch: 723019**

Analyte	Sample Result	Sample Qualifier	Spike Added	MSD Result	MSD Qualifier	Unit	D	%Rec	%Rec Limits	RPD	RPD Limit
Tetrachloroethene	<0.036		4.82	5.87		mg/Kg	✳	122	70 - 128	27	30
Toluene	0.020	J	4.82	5.45		mg/Kg	✳	113	70 - 125	26	30
trans-1,2-Dichloroethene	<0.034		4.82	4.97		mg/Kg	✳	103	70 - 125	30	30
trans-1,3-Dichloropropene	<0.035		4.82	5.00		mg/Kg	✳	104	62 - 128	28	30
Trichloroethene	0.25		4.82	5.86		mg/Kg	✳	116	70 - 125	28	30
Trichlorofluoromethane	<0.041		4.82	4.81		mg/Kg	✳	100	55 - 128	9	30
Vinyl chloride	<0.025		4.82	4.48		mg/Kg	✳	93	64 - 126	8	30
Xylenes, Total	0.045	J	9.64	10.4		mg/Kg	✳	107	70 - 125	25	30

Surrogate	MSD %Recovery	MSD Qualifier	MSD Limits
1,2-Dichloroethane-d4 (Surr)	94		75 - 126
4-Bromofluorobenzene (Surr)	98		72 - 124
Dibromofluoromethane (Surr)	99		75 - 120
Toluene-d8 (Surr)	95		75 - 120

**Lab Sample ID: MB 500-723140/6**

**Matrix: Solid**

**Analysis Batch: 723140**

**Client Sample ID: Method Blank**

**Prep Type: Total/NA**

Analyte	MB Result	MB Qualifier	RL	MDL	Unit	D	Prepared	Analyzed	Dil Fac
1,1,1,2-Tetrachloroethane	<0.00046		0.0010	0.00046	mg/Kg			07/14/23 14:54	1
1,1,1-Trichloroethane	<0.00038		0.0010	0.00038	mg/Kg			07/14/23 14:54	1
1,1,2,2-Tetrachloroethane	<0.00040		0.0010	0.00040	mg/Kg			07/14/23 14:54	1
1,1,2-Trichloroethane	<0.00035		0.0010	0.00035	mg/Kg			07/14/23 14:54	1
1,1-Dichloroethane	<0.00041		0.0010	0.00041	mg/Kg			07/14/23 14:54	1
1,1-Dichloroethene	<0.00039		0.0010	0.00039	mg/Kg			07/14/23 14:54	1
1,1-Dichloropropene	<0.00030		0.0010	0.00030	mg/Kg			07/14/23 14:54	1
1,2,3-Trichlorobenzene	<0.00046		0.0010	0.00046	mg/Kg			07/14/23 14:54	1
1,2,3-Trichloropropane	<0.00041		0.0020	0.00041	mg/Kg			07/14/23 14:54	1
1,2,4-Trichlorobenzene	<0.00034		0.0010	0.00034	mg/Kg			07/14/23 14:54	1
1,2,4-Trimethylbenzene	<0.00036		0.0010	0.00036	mg/Kg			07/14/23 14:54	1
1,2-Dibromo-3-Chloropropane	<0.0020		0.0050	0.0020	mg/Kg			07/14/23 14:54	1
1,2-Dibromoethane (EDB)	<0.00039		0.0010	0.00039	mg/Kg			07/14/23 14:54	1
1,2-Dichlorobenzene	<0.00033		0.0010	0.00033	mg/Kg			07/14/23 14:54	1
1,2-Dichloroethane	<0.00039		0.0010	0.00039	mg/Kg			07/14/23 14:54	1
1,2-Dichloropropane	<0.00043		0.0010	0.00043	mg/Kg			07/14/23 14:54	1
1,3,5-Trimethylbenzene	<0.00038		0.0010	0.00038	mg/Kg			07/14/23 14:54	1
1,3-Dichlorobenzene	<0.00040		0.0010	0.00040	mg/Kg			07/14/23 14:54	1
1,3-Dichloropropane	<0.00036		0.0010	0.00036	mg/Kg			07/14/23 14:54	1
1,4-Dichlorobenzene	<0.00036		0.0010	0.00036	mg/Kg			07/14/23 14:54	1
2,2-Dichloropropane	<0.00044		0.0010	0.00044	mg/Kg			07/14/23 14:54	1
2-Chlorotoluene	<0.00031		0.0010	0.00031	mg/Kg			07/14/23 14:54	1
4-Chlorotoluene	<0.00035		0.0010	0.00035	mg/Kg			07/14/23 14:54	1
Benzene	<0.00015		0.00025	0.00015	mg/Kg			07/14/23 14:54	1
Bromobenzene	<0.00036		0.0010	0.00036	mg/Kg			07/14/23 14:54	1
Bromochloromethane	<0.00043		0.0010	0.00043	mg/Kg			07/14/23 14:54	1
Dichlorobromomethane	<0.00037		0.0010	0.00037	mg/Kg			07/14/23 14:54	1
Bromoform	<0.00048		0.0010	0.00048	mg/Kg			07/14/23 14:54	1

Eurofins Chicago

# QC Sample Results

Client: K. Singh & Associates, Inc  
 Project/Site: Community Within The Corridor (CWC) - 40441B

Job ID: 500-236519-1

## Method: 8260B - Volatile Organic Compounds (GC/MS) (Continued)

**Lab Sample ID: MB 500-723140/6**  
**Matrix: Solid**  
**Analysis Batch: 723140**

**Client Sample ID: Method Blank**  
**Prep Type: Total/NA**

Analyte	MB Result	MB Qualifier	RL	MDL	Unit	D	Prepared	Analyzed	Dil Fac
Bromomethane	<0.00080		0.0030	0.00080	mg/Kg			07/14/23 14:54	1
Carbon tetrachloride	<0.00038		0.0010	0.00038	mg/Kg			07/14/23 14:54	1
Chlorobenzene	<0.00039		0.0010	0.00039	mg/Kg			07/14/23 14:54	1
Chloroethane	<0.00050		0.0010	0.00050	mg/Kg			07/14/23 14:54	1
Chloroform	<0.00037		0.0020	0.00037	mg/Kg			07/14/23 14:54	1
Chloromethane	<0.00032		0.0050	0.00032	mg/Kg			07/14/23 14:54	1
cis-1,2-Dichloroethene	<0.00041		0.0010	0.00041	mg/Kg			07/14/23 14:54	1
cis-1,3-Dichloropropene	<0.00042		0.0010	0.00042	mg/Kg			07/14/23 14:54	1
Dibromochloromethane	<0.00049		0.0010	0.00049	mg/Kg			07/14/23 14:54	1
Dibromomethane	<0.00027		0.0010	0.00027	mg/Kg			07/14/23 14:54	1
Dichlorodifluoromethane	<0.00067		0.0030	0.00067	mg/Kg			07/14/23 14:54	1
Ethylbenzene	<0.00018		0.00025	0.00018	mg/Kg			07/14/23 14:54	1
Hexachlorobutadiene	<0.00045		0.0010	0.00045	mg/Kg			07/14/23 14:54	1
Isopropyl ether	<0.00028		0.0010	0.00028	mg/Kg			07/14/23 14:54	1
Isopropylbenzene	<0.00038		0.0010	0.00038	mg/Kg			07/14/23 14:54	1
Methyl tert-butyl ether	<0.00039		0.0010	0.00039	mg/Kg			07/14/23 14:54	1
Methylene Chloride	0.00201	J	0.0050	0.0016	mg/Kg			07/14/23 14:54	1
Naphthalene	<0.00033		0.0010	0.00033	mg/Kg			07/14/23 14:54	1
n-Butylbenzene	<0.00039		0.0010	0.00039	mg/Kg			07/14/23 14:54	1
N-Propylbenzene	<0.00041		0.0010	0.00041	mg/Kg			07/14/23 14:54	1
p-Isopropyltoluene	<0.00036		0.0010	0.00036	mg/Kg			07/14/23 14:54	1
sec-Butylbenzene	<0.00040		0.0010	0.00040	mg/Kg			07/14/23 14:54	1
Styrene	<0.00039		0.0010	0.00039	mg/Kg			07/14/23 14:54	1
tert-Butylbenzene	<0.00040		0.0010	0.00040	mg/Kg			07/14/23 14:54	1
Tetrachloroethene	<0.00037		0.0010	0.00037	mg/Kg			07/14/23 14:54	1
Toluene	<0.00015		0.00025	0.00015	mg/Kg			07/14/23 14:54	1
trans-1,2-Dichloroethene	<0.00035		0.0010	0.00035	mg/Kg			07/14/23 14:54	1
trans-1,3-Dichloropropene	<0.00036		0.0010	0.00036	mg/Kg			07/14/23 14:54	1
Trichloroethene	<0.00016		0.00050	0.00016	mg/Kg			07/14/23 14:54	1
Trichlorofluoromethane	<0.00043		0.0010	0.00043	mg/Kg			07/14/23 14:54	1
Vinyl chloride	<0.00026		0.0010	0.00026	mg/Kg			07/14/23 14:54	1
Xylenes, Total	<0.00022		0.00050	0.00022	mg/Kg			07/14/23 14:54	1

Surrogate	MB %Recovery	MB Qualifier	Limits	Prepared	Analyzed	Dil Fac
1,2-Dichloroethane-d4 (Surr)	94		75 - 126		07/14/23 14:54	1
4-Bromofluorobenzene (Surr)	102		72 - 124		07/14/23 14:54	1
Dibromofluoromethane (Surr)	94		75 - 120		07/14/23 14:54	1
Toluene-d8 (Surr)	93		75 - 120		07/14/23 14:54	1

**Lab Sample ID: LCS 500-723140/8**  
**Matrix: Solid**  
**Analysis Batch: 723140**

**Client Sample ID: Lab Control Sample**  
**Prep Type: Total/NA**

Analyte	Spike Added	LCS Result	LCS Qualifier	Unit	D	%Rec	%Rec Limits
1,1,1,2-Tetrachloroethane	0.0500	0.0406		mg/Kg		81	70 - 125
1,1,1-Trichloroethane	0.0500	0.0438		mg/Kg		88	70 - 125
1,1,2,2-Tetrachloroethane	0.0500	0.0438		mg/Kg		88	62 - 140
1,1,2-Trichloroethane	0.0500	0.0416		mg/Kg		83	71 - 130

Eurofins Chicago

# QC Sample Results

Client: K. Singh & Associates, Inc  
 Project/Site: Community Within The Corridor (CWC) - 40441B

Job ID: 500-236519-1

## Method: 8260B - Volatile Organic Compounds (GC/MS) (Continued)

**Lab Sample ID: LCS 500-723140/8**  
**Matrix: Solid**  
**Analysis Batch: 723140**

**Client Sample ID: Lab Control Sample**  
**Prep Type: Total/NA**

Analyte	Spike Added	LCS Result	LCS Qualifier	Unit	D	%Rec	%Rec Limits
1,1-Dichloroethane	0.0500	0.0447		mg/Kg		89	70 - 125
1,1-Dichloroethene	0.0500	0.0453		mg/Kg		91	67 - 122
1,1-Dichloropropene	0.0500	0.0442		mg/Kg		88	70 - 121
1,2,3-Trichlorobenzene	0.0500	0.0434		mg/Kg		87	51 - 145
1,2,3-Trichloropropane	0.0500	0.0419		mg/Kg		84	50 - 133
1,2,4-Trichlorobenzene	0.0500	0.0438		mg/Kg		88	57 - 137
1,2,4-Trimethylbenzene	0.0500	0.0447		mg/Kg		89	70 - 123
1,2-Dibromo-3-Chloropropane	0.0500	0.0324		mg/Kg		65	56 - 123
1,2-Dibromoethane (EDB)	0.0500	0.0404		mg/Kg		81	70 - 125
1,2-Dichlorobenzene	0.0500	0.0429		mg/Kg		86	70 - 125
1,2-Dichloroethane	0.0500	0.0387		mg/Kg		77	68 - 127
1,2-Dichloropropane	0.0500	0.0454		mg/Kg		91	67 - 130
1,3,5-Trimethylbenzene	0.0500	0.0461		mg/Kg		92	70 - 123
1,3-Dichlorobenzene	0.0500	0.0421		mg/Kg		84	70 - 125
1,3-Dichloropropane	0.0500	0.0421		mg/Kg		84	62 - 136
1,4-Dichlorobenzene	0.0500	0.0412		mg/Kg		82	70 - 120
2,2-Dichloropropane	0.0500	0.0419		mg/Kg		84	58 - 139
2-Chlorotoluene	0.0500	0.0439		mg/Kg		88	70 - 125
4-Chlorotoluene	0.0500	0.0431		mg/Kg		86	68 - 124
Benzene	0.0500	0.0440		mg/Kg		88	70 - 120
Bromobenzene	0.0500	0.0447		mg/Kg		89	70 - 122
Bromochloromethane	0.0500	0.0416		mg/Kg		83	65 - 122
Dichlorobromomethane	0.0500	0.0389		mg/Kg		78	69 - 120
Bromoform	0.0500	0.0340		mg/Kg		68	56 - 132
Bromomethane	0.0500	0.0472		mg/Kg		94	40 - 152
Carbon tetrachloride	0.0500	0.0425		mg/Kg		85	59 - 133
Chlorobenzene	0.0500	0.0437		mg/Kg		87	70 - 120
Chloroethane	0.0500	0.0521		mg/Kg		104	48 - 136
Chloroform	0.0500	0.0448		mg/Kg		90	70 - 120
Chloromethane	0.0500	0.0414		mg/Kg		83	56 - 152
cis-1,2-Dichloroethene	0.0500	0.0436		mg/Kg		87	70 - 125
cis-1,3-Dichloropropene	0.0500	0.0392		mg/Kg		78	64 - 127
Dibromochloromethane	0.0500	0.0354		mg/Kg		71	68 - 125
Dibromomethane	0.0500	0.0377		mg/Kg		75	70 - 120
Dichlorodifluoromethane	0.0500	0.0533		mg/Kg		107	40 - 159
Ethylbenzene	0.0500	0.0424		mg/Kg		85	70 - 123
Hexachlorobutadiene	0.0500	0.0511		mg/Kg		102	51 - 150
Isopropylbenzene	0.0500	0.0468		mg/Kg		94	70 - 126
Methyl tert-butyl ether	0.0500	0.0422		mg/Kg		84	55 - 123
Methylene Chloride	0.0500	0.0430		mg/Kg		86	69 - 125
Naphthalene	0.0500	0.0391		mg/Kg		78	53 - 144
n-Butylbenzene	0.0500	0.0401		mg/Kg		80	68 - 125
N-Propylbenzene	0.0500	0.0446		mg/Kg		89	69 - 127
p-Isopropyltoluene	0.0500	0.0445		mg/Kg		89	70 - 125
sec-Butylbenzene	0.0500	0.0461		mg/Kg		92	70 - 123
Styrene	0.0500	0.0420		mg/Kg		84	70 - 120
tert-Butylbenzene	0.0500	0.0468		mg/Kg		94	70 - 121
Tetrachloroethene	0.0500	0.0474		mg/Kg		95	70 - 128
Toluene	0.0500	0.0444		mg/Kg		89	70 - 125

Eurofins Chicago

# QC Sample Results

Client: K. Singh & Associates, Inc  
 Project/Site: Community Within The Corridor (CWC) - 40441B

Job ID: 500-236519-1

## Method: 8260B - Volatile Organic Compounds (GC/MS) (Continued)

**Lab Sample ID: LCS 500-723140/8**

**Matrix: Solid**

**Analysis Batch: 723140**

**Client Sample ID: Lab Control Sample**

**Prep Type: Total/NA**

Analyte	Spike Added	LCS Result	LCS Qualifier	Unit	D	%Rec	%Rec Limits
trans-1,2-Dichloroethene	0.0500	0.0439		mg/Kg		88	70 - 125
trans-1,3-Dichloropropene	0.0500	0.0375		mg/Kg		75	62 - 128
Trichloroethene	0.0500	0.0438		mg/Kg		88	70 - 125
Trichlorofluoromethane	0.0500	0.0474		mg/Kg		95	55 - 128
Vinyl chloride	0.0500	0.0433		mg/Kg		87	64 - 126
Xylenes, Total	0.100	0.0845		mg/Kg		84	70 - 125

Surrogate	LCS %Recovery	LCS Qualifier	Limits
1,2-Dichloroethane-d4 (Surr)	86		75 - 126
4-Bromofluorobenzene (Surr)	100		72 - 124
Dibromofluoromethane (Surr)	97		75 - 120
Toluene-d8 (Surr)	96		75 - 120



# Lab Chronicle

Client: K. Singh & Associates, Inc  
Project/Site: Community Within The Corridor (CWC) - 40441B

Job ID: 500-236519-1

## Client Sample ID: BC-Control

Date Collected: 07/11/23 14:00

Date Received: 07/13/23 10:15

## Lab Sample ID: 500-236519-1

Matrix: Solid

Prep Type	Batch Type	Batch Method	Run	Dilution Factor	Batch Number	Analyst	Lab	Prepared or Analyzed
Total/NA	Analysis	Moisture		1	722965	LWN	EET CHI	07/13/23 13:27

## Client Sample ID: BC-Control

Date Collected: 07/11/23 14:00

Date Received: 07/13/23 10:15

## Lab Sample ID: 500-236519-1

Matrix: Solid

Percent Solids: 96.6

Prep Type	Batch Type	Batch Method	Run	Dilution Factor	Batch Number	Analyst	Lab	Prepared or Analyzed
Total/NA	Prep	5035			723019	LMB	EET CHI	07/11/23 14:00
Total/NA	Analysis	8260B		50	723140	W1T	EET CHI	07/14/23 19:20

## Client Sample ID: BC-5%

Date Collected: 07/11/23 14:00

Date Received: 07/13/23 10:15

## Lab Sample ID: 500-236519-2

Matrix: Solid

Prep Type	Batch Type	Batch Method	Run	Dilution Factor	Batch Number	Analyst	Lab	Prepared or Analyzed
Total/NA	Analysis	Moisture		1	722965	LWN	EET CHI	07/13/23 13:27

## Client Sample ID: BC-5%

Date Collected: 07/11/23 14:00

Date Received: 07/13/23 10:15

## Lab Sample ID: 500-236519-2

Matrix: Solid

Percent Solids: 93.3

Prep Type	Batch Type	Batch Method	Run	Dilution Factor	Batch Number	Analyst	Lab	Prepared or Analyzed
Total/NA	Prep	5035			723019	LMB	EET CHI	07/11/23 14:00
Total/NA	Analysis	8260B		50	723140	W1T	EET CHI	07/14/23 19:44

## Client Sample ID: BC-10%

Date Collected: 07/11/23 14:00

Date Received: 07/13/23 10:15

## Lab Sample ID: 500-236519-3

Matrix: Solid

Prep Type	Batch Type	Batch Method	Run	Dilution Factor	Batch Number	Analyst	Lab	Prepared or Analyzed
Total/NA	Analysis	Moisture		1	722965	LWN	EET CHI	07/13/23 13:27

## Client Sample ID: BC-10%

Date Collected: 07/11/23 14:00

Date Received: 07/13/23 10:15

## Lab Sample ID: 500-236519-3

Matrix: Solid

Percent Solids: 90.1

Prep Type	Batch Type	Batch Method	Run	Dilution Factor	Batch Number	Analyst	Lab	Prepared or Analyzed
Total/NA	Prep	5035			723019	LMB	EET CHI	07/11/23 14:00
Total/NA	Analysis	8260B		50	723140	W1T	EET CHI	07/14/23 20:08

## Client Sample ID: BC-15%

Date Collected: 07/11/23 14:00

Date Received: 07/13/23 10:15

## Lab Sample ID: 500-236519-4

Matrix: Solid

Prep Type	Batch Type	Batch Method	Run	Dilution Factor	Batch Number	Analyst	Lab	Prepared or Analyzed
Total/NA	Analysis	Moisture		1	722965	LWN	EET CHI	07/13/23 13:27

Eurofins Chicago

# Lab Chronicle

Client: K. Singh & Associates, Inc  
Project/Site: Community Within The Corridor (CWC) - 40441B

Job ID: 500-236519-1

**Client Sample ID: BC-15%**  
**Date Collected: 07/11/23 14:00**  
**Date Received: 07/13/23 10:15**

**Lab Sample ID: 500-236519-4**  
**Matrix: Solid**  
**Percent Solids: 85.4**

Prep Type	Batch Type	Batch Method	Run	Dilution Factor	Batch Number	Analyst	Lab	Prepared or Analyzed
Total/NA	Prep	5035			723019	LMB	EET CHI	07/11/23 14:00
Total/NA	Analysis	8260B		50	723140	W1T	EET CHI	07/14/23 20:33

**Client Sample ID: BC-20%**  
**Date Collected: 07/11/23 14:00**  
**Date Received: 07/13/23 10:15**

**Lab Sample ID: 500-236519-5**  
**Matrix: Solid**

Prep Type	Batch Type	Batch Method	Run	Dilution Factor	Batch Number	Analyst	Lab	Prepared or Analyzed
Total/NA	Analysis	Moisture		1	722965	LWN	EET CHI	07/13/23 13:27

**Client Sample ID: BC-20%**  
**Date Collected: 07/11/23 14:00**  
**Date Received: 07/13/23 10:15**

**Lab Sample ID: 500-236519-5**  
**Matrix: Solid**  
**Percent Solids: 84.2**

Prep Type	Batch Type	Batch Method	Run	Dilution Factor	Batch Number	Analyst	Lab	Prepared or Analyzed
Total/NA	Prep	5035			723019	LMB	EET CHI	07/11/23 14:00
Total/NA	Analysis	8260B		50	723140	W1T	EET CHI	07/14/23 20:57

**Laboratory References:**

EET CHI = Eurofins Chicago, 2417 Bond Street, University Park, IL 60484, TEL (708)534-5200

# Accreditation/Certification Summary

Client: K. Singh & Associates, Inc  
Project/Site: Community Within The Corridor (CWC) - 40441B

Job ID: 500-236519-1

## Laboratory: Eurofins Chicago

The accreditations/certifications listed below are applicable to this report.

Authority	Program	Identification Number	Expiration Date
Wisconsin	State	999580010	08-31-23

- 1
- 2
- 3
- 4
- 5
- 6
- 7
- 8
- 9
- 10
- 11
- 12
- 13
- 14
- 15



500-236519 COC

500-236519

Sample Collector(s) Sameer Neve Ph D ENV SP	Title Staff Environmental Engineer	Telephone # (incl area code) (262) 821 1171	Report To Sameer Neve & Pratap Singh
Property Owner Community Within The Corridor (CWC)	Property Address 3100 W Center St Milwaukee	Telephone # (incl area code)	KSingh Project # 40441B

I hereby certify that I received properly and disposed of the samples as noted below: Laboratory Name **Eurofins**

Relinquished By (Signature) <i>Sameer</i>	Date/Time 7/11/2023 15:00	Received By (Signature) <i>ER</i>	Temperature Blank <b>4.9+3.8</b> If samples were received on ice and there was ice remaining you may report the temperature as received on ice. If all of the ice was melted the temperature of the melt may be substituted for the temperature blank.
Relinquished By (Signature) <i>ER</i>	Date/Time 7/12/23 Eurofins 17:00	Received By (Signature) 7/13/23 10:15 <i>Stephanie Hemminger EEA</i>	

1 Specify groundwater (GW) soil (S) air (A) sludge (SL) surface water (SW) etc  
2 Sample description must clearly correlate the sample ID to the sampling location

1  
2  
3  
4  
5

Date Collected	Time Collected	Samples		Location/Description (2)	VOCs	Sample Condition										
		Type (1)	Device			# / Type of Container					Other					
						MeOH	HCL	H2SO4	Unpres	Other	Comment					
7/11/2023	14:00	S	Scoop	BC Control	X	1				1	72 HR TAT					
7/11/2023	14:00	S	Scoop	BC 5%	X	1				1	72 HR TAT					
7/11/2023	14:00	S	Scoop	BC 10%	X	1				1	72 HR TAT					
7/11/2023	14:00	S	Scoop	BC 15%	X	1				1	72 HR TAT					
7/11/2023	14:00	S	Scoop	BC 20%	X	1				1	72 HR TAT					

DEPARTMENT USE / OPTIONAL FOR SOIL SAMPLES DEPARTMENT USE ONLY

Disposition of unused portion of sample Laboratory should (check) <input type="checkbox"/> Dispose <input type="checkbox"/> Return <input type="checkbox"/> Retain for _____ (days) <input type="checkbox"/> Other	Split Samples Offered <input type="checkbox"/> Y <input type="checkbox"/> N Accepted By Accepted <input type="checkbox"/> Y <input type="checkbox"/> N Signature _____
--	--

1  
2  
3  
4  
5  
6  
7  
8  
9  
10  
11  
12  
13  
14  
15



Part of SMDG



500-236519 Waybi

48 g/e

ORIGIN ID:RRLA™ (262) 202-5955  
IAN EVANS  
EUROFINS TESTAMERICA  
4125 N 124TH ST.  
SUITE F (REAR)  
BROOKFIELD, WI 53005  
UNITED STATES US

SHIP DATE: 12 JUL 23  
ACTWGT: 62.20 LB  
CAD: 0269688/CAFE3709


BILL RECIPIENT

TO **SAMPLE RECEIPT**  
**EUROFINS**  
**2417 BOND ST.**

4.1 → 3.8

**UNIVERSITY PARK IL 60484**

(262) 202-6966 REF:  
INVT DEPT:



**FedEx**  
EXPRESS



J231022110201v

2 of 4


MPS# 6578 9770 9110  
0263 Mstr# 6578 9770 9100

**THU - 13 JUL 10:30A**  
**PRIORITY OVERNIGHT**

0201

**79 JOTA**

**60484**  
**IL-US ORD**



TAL-0090(1016)

- 1
- 2
- 3
- 4
- 5
- 6
- 7
- 8
- 9
- 10
- 11
- 12
- 13
- 14
- 15

# Login Sample Receipt Checklist

Client: K. Singh & Associates, Inc

Job Number: 500-236519-1

**Login Number: 236519**

**List Number: 1**

**Creator: Hernandez, Stephanie**

**List Source: Eurofins Chicago**

Question	Answer	Comment
Radioactivity wasn't checked or is < /= background as measured by a survey meter.	True	
The cooler's custody seal, if present, is intact.	True	
Sample custody seals, if present, are intact.	True	
The cooler or samples do not appear to have been compromised or tampered with.	True	
Samples were received on ice.	True	
Cooler Temperature is acceptable.	True	
Cooler Temperature is recorded.	True	3.8
COC is present.	True	
COC is filled out in ink and legible.	True	
COC is filled out with all pertinent information.	True	
Is the Field Sampler's name present on COC?	True	
There are no discrepancies between the containers received and the COC.	True	
Samples are received within Holding Time (excluding tests with immediate HTs)	True	
Sample containers have legible labels.	True	
Containers are not broken or leaking.	True	
Sample collection date/times are provided.	True	
Appropriate sample containers are used.	True	
Sample bottles are completely filled.	True	
Sample Preservation Verified.	True	
There is sufficient vol. for all requested analyses, incl. any requested MS/MSDs	True	
Containers requiring zero headspace have no headspace or bubble is <6mm (1/4").	N/A	
Multiphasic samples are not present.	True	
Samples do not require splitting or compositing.	True	
Residual Chlorine Checked.	N/A	

