

Table 2
Groundwater PFAS Analytical Results
2016 Investigation Report
Marinette, Wisconsin

Chemical Name	Location	SB-4		SB-5			SB-9				SB-15			SB-16	SB-29
	Sample Date	6/17/2016	6/26/2016	6/17/2016	6/17/2016	6/18/2016	6/20/2016	6/20/2016	6/20/2016	6/25/2016	6/24/2016	6/24/2016	6/24/2016	6/24/2016	8/24/2016
	Depth (feet)	30-35	45-50	5-10	15-20	35-40	5-10	20-25	35-40	45-50	5-10	15-20	35-40	30-35	5-10
Perfluorobutanesulfonic acid (PFBS)	ng/L	24 HB	510	0.89 JHB	1.6 JHB	900 HB	1.1 JHB	1.1 JHB	54 HB	870	1.7 JHB	1.9 HB	130 J	<200	2.3 B
perfluorohexanesulfonic acid (PFHxS)	ng/L	210 H	4,200	<1.9 H	2.8 H	7,300 H	1.2 JH	<1.9 H	540 H	7,600	2.6 H	5.3 H	990	350	5.4
Perfluoroheptanesulfonic acid (PFHpS)	ng/L	11 JH	<200	<1.9 H	<1.8 H	330 H	<1.9 H	<1.9 H	24 H	260	<1.9 H	0.72 JH	<190	<200	<1.7
Perfluorooctanoic sulfonic acid (PFOS)	ng/L	270 H	1,400 B	<1.9 H	<1.8 H	12,000 H	<1.9 H	<1.9 H	680 H	3,600	4.5 H	12 H	200 B	1,500 B	1.6 J
Perfluorodecanesulfonic acid (PFDS)	ng/L	<19 H	<200	<1.9 H	<1.8 H	<180 H	<1.9 H	<1.9 H	<19 H	<170	<1.9 H	<1.8 H	<190	<200	<1.7
Perfluorobutanoic acid (PFBA)	ng/L	220 H	4,100	1.8 JH	13 H	3,200 H	3.7 H	<1.9 H	380 H	4,400	4.5 H	17 H	1,400	3,900	4.2
Perfluoropentanoic acid (PFPA)	ng/L	690 H	11,000	<1.9 H	7.7 H	8,900 H	7.8 H	<1.9 H	1,100 H	11,000	6.7 H	31 H	4,300	16,000	4.2
Perfluorohexanoic acid (PFHxA)	ng/L	680 H	21,000	0.82 JH	12 H	13,000 H	6.8 H	<1.9 H	1,300 H	16,000	5.7 H	24 H	4,800	11,000	5.2
Perfluoroheptanoic acid (PFHpA)	ng/L	470 H	7,800	<1.9 H	3.7 H	4,600 H	1.6 JH	<1.9 H	650 H	6,700	3.3 H	16 H	9,100	3,900	2.8
Perfluorooctanoic acid (PFOA)	ng/L	2,100 H	190,000 B	3.4 H	30 H	91,000 H	16 H	1.4 JH	5,000 H	150,000	21 H	230 H	59,000 B	16,000 B	58
Perfluorononanoic acid (PFNA)	ng/L	170 H	2,100	<1.9 H	<1.8 H	6,700 H	<1.9 H	<1.9 H	290 H	5,900	0.61 JH	2.7 H	4,700	2,000	<1.7
Perfluorodecanoic acid (PFDA)	ng/L	42 H	<200	<1.9 H	<1.8 H	720 H	<1.9 H	<1.9 H	83 H	280	<1.9 H	<1.8 H	<190	<200	<1.7
Perfluoroundecanoic acid (PFUnA)	ng/L	11 JH	<200	<1.9 H	<1.8 H	260 H	<1.9 H	<1.9 H	30 H	<170	<1.9 H	<1.8 H	<190	<200	<1.7
Perfluorododecanoic acid (PFDoA)	ng/L	<19 H	<200	<1.9 H	<1.8 H	<180 H	<1.9 H	<1.9 H	<19 H	<170	<1.9 H	<1.8 H	<190	<200	<1.7
Perfluorotridecanoic acid (PFTriA)	ng/L	<19 H	<200	<1.9 H	<1.8 H	<180 H	<1.9 H	<1.9 H	<19 H	<170	<1.9 H	<1.8 H	<190	<200	<1.7
Perfluorotetradecanoic acid (PFTeA)	ng/L	<19 H	<200	<1.9 H	<1.8 H	<180 H	<1.9 H	2.5 HB	<19 H	<170	<1.9 H	<1.8 H	<190	<200	<1.7
Perfluorooctane sulfonamide (FOSA)	ng/L	110 H	100 J	1.3 JH	0.64 JH	5,400 H	2.3 H	0.77 JH	270 H	4,000	<1.9 H	1.2 JH	<190	<200	0.90 JH
6:2 Fluorotelomer sulfonate (FTS)	ng/L	1,400 H	2,100	<19 H	<18 H	1,600 JH	<19 H	<19 H	1,500 H	1,700	<19 H	100 H	2,000	2,000	<17
8:2 Fluorotelomer sulfonate (FTS)	ng/L	1,300 H	700 J	5.8 JH	<18 H	1,800 H	<19 H	<19 H	1,400 H	1,500 J	<19 H	8.0 JH	<1,900	1,400 J	<17

Notes and Acronyms:

Bold = Compound detected

ng/L = nanograms per liter

H = Analysis completed after method hold time

B = Compound was detected in method blank sample

J = Estimated result, as concentration is below method level of quantification

<= Result less than detection limit.

Table 2
Groundwater PFAS Analytical Results
2016 Investigation Report
Marinette, Wisconsin

Chemical Name	Location	SB-29 (continued)		SB-30			SB-32			SB-35			SB-45	
	Sample Date	8/24/2016	8/24/2016	9/1/2016	9/1/2016	9/1/2016	8/23/2016	8/23/2016	8/23/2016	8/26/2016	8/26/2016	8/26/2016	8/28/2016	8/28/2016
	Depth (feet)	20-25	30-35	5-10	20-25	30-35	5-10	30-35	40-45	5-10	30-35	40-45	5-10	15-20
Perfluorobutanesulfonic acid (PFBS)	ng/L	<19	2.2 B	1.9 B	1.5 JB	4.9 B	1.4 JB	1.6 JB	220 B	1.6 JB	4.1 B	130 B	4.1 B	2.3 B
perfluorohexanesulfonic acid (PFHxS)	ng/L	33	11	<1.7	<2.0	120	0.73 J	2.2	1,500	2.2	69	1,200	48	40
Perfluoroheptanesulfonic acid (PFHpS)	ng/L	<19	<1.8	<1.7	<2.0	<2.0	<1.6	<1.8	80	<2.0	1.8 J	32	<1.8	1.8 J
Perfluorooctanoicsulfonic acid (PFOS)	ng/L	61	11	<1.7	<2.0	1.8 J	3.4	<1.8	4,000	<2.0	86	4,000	7.1	45
Perfluorodecanesulfonic acid (PFDS)	ng/L	<19	<1.8	<1.7	<2.0	<2.0	<1.6	<1.8	<19	<2.0	<2.0	<2.0	<1.8	<1.9
Perfluorobutanoic acid (PFBA)	ng/L	39	89	50 B	0.76 JB	33 B	2.6	3.7	850	17 B	65 B	1,000 B	2,400 B	750 B
Perfluoropentanoic acid (PFPA)	ng/L	97	240	2.7	<2.0	160	2.7	2.4	2,300	8.8	170	2,700	8,900	3,200
Perfluorohexanoic acid (PFHxA)	ng/L	130	200	0.96 J	<2.0	180	2.9	2.7	3,600	8.4	170	4,800	9,000	5,200
Perfluoroheptanoic acid (PFHpA)	ng/L	88	110	<1.7	<2.0	51	0.93 J	1.8	1,800	3.3	100	1,900	5,200	1,600
Perfluorooctanoic acid (PFOA)	ng/L	590	300	4	2.8	1,100	8.6	24	24,000	47	1,400	29,000	3,300	8,400
Perfluorononanoic acid (PFNA)	ng/L	9.5 J	11	<1.7	<2.0	2,600	0.92 J	<1.8	2,100	<2.0	12	1,100	61	250
Perfluorodecanoic acid (PFDA)	ng/L	<19	<1.8	<1.7	<2.0	<2.0	<1.6	<1.8	200	<2.0	2.2	180	51	67
Perfluoroundecanoic acid (PFUnA)	ng/L	<19	<1.8	<1.7	<2.0	<2.0	<1.6	<1.8	81	<2.0	1.5 J	84	<1.8	<1.9
Perfluorododecanoic acid (PFDoA)	ng/L	<19	<1.8	<1.7	<2.0	<2.0	<1.6	<1.8	<19	<2.0	<2.0	<2.0	<1.8	<1.9
Perfluorotridecanoic acid (PFTriA)	ng/L	<19	<1.8	0.52 J	<2.0	<2.0	<1.6	<1.8	<19	<2.0	<2.0	<2.0	<1.8	<1.9
Perfluorotetradecanoic acid (PFTeA)	ng/L	<19	<1.8	0.53 J	<2.0	<2.0	<1.6	<1.8	<19	0.38 JB	0.25 JB	0.74 JB	0.39 JB	0.99 JB
Perfluorooctane sulfonamide (FOSA)	ng/L	<19	1.7 JH	2.3 B	1.8 JB	1.7 JB	2.8 H	0.97 JH	360 B	1.6 JB	0.95 JB	300 HB	2.7 B	1.9 B
6:2 Fluorotelomer sulfonate (FTS)	ng/L	38 J	340	<17	<20	570	43	<18	1,600	<20	270	1,400	210	150
8:2 Fluorotelomer sulfonate (FTS)	ng/L	<190	31	<17	<20	<20	10 J	<18	1,500	<20	180 H	2100 H	27	370 J

Notes and Acronyms:

Bold = Compound detected

ng/L = nanograms per liter

H = Analysis completed after method hold time

B = Compound was detected in method blank sample

J = Estimated result, as concentration is below method level of quantification

<= Result less than detection limit.

Table 2
Groundwater PFAS Analytical Results
2016 Investigation Report
Marinette, Wisconsin

Chemical Name	Location	SB-45 (continued)		SB-46				SB-47				
	Sample Date	8/28/2016	8/28/2016	8/30/2016	8/30/2016	8/30/2016	8/30/2016	8/29/2016	8/29/2016	8/29/2016	8/29/2016	8/29/2016
	Depth (feet)	25-30	35-40	5-10	15-20	25-30	35-40	5-10	15-20	25-30	35-40	45-50
Perfluorobutanesulfonic acid (PFBS)	ng/L	9.3 B	4.2 B	5.2 B	18 B	30 B	9.0 B	2.2 HB	310 HB	460 HB	730 HB	390 HB
perfluorohexanesulfonic acid (PFHxS)	ng/L	220	59	48	560	540	250	3.1 H	2,600 H	3,000 H	4,400 H	3,400 H
Perfluoroheptanesulfonic acid (PFHpS)	ng/L	5.1	3.2	4.5	250	15	10	1.9 H	96 H	140 H	210 H	120 H
Perfluorooctanoic sulfonic acid (PFOS)	ng/L	3,700	130	590	9,500	2,000	1,600	8.6 H	9,500 H	5,500 H	6,200 H	8,700 H
Perfluorodecanesulfonic acid (PFDS)	ng/L	<1.9	<1.8	2.1	<2.0	<2.0	<2.0	1.7 JH	<8.8 H	<1.9 H	<2.0 H	<2.5 H
Perfluorobutanoic acid (PFBA)	ng/L	4,000 B	350 B	270 B	1,300 B	2,000 B	430 B	120 HB	2,600 HB	1,600 HB	2,300 HB	3,600 HB
Perfluoropentanoic acid (PFPA)	ng/L	12,000	960	1,100	2,700	6,800	1,100	340 H	6,100 H	3,400 H	5,800 H	9,700 H
Perfluorohexanoic acid (PFHxA)	ng/L	13,000	760	940	2,400	6,000	1,000	1100 H	8,500 H	7,800 H	12,000 H	14,000 H
Perfluoroheptanoic acid (PFHpA)	ng/L	3,800	430	530	1,200	2,500	710	340 H	4,900 H	2,400 H	3,100 H	4,800 H
Perfluorooctanoic acid (PFOA)	ng/L	8,600	6,400	2,500	4,100	13,000	4,400	81 H	65,000 H	29,000 H	24,000 H	80,000 H
Perfluorononanoic acid (PFNA)	ng/L	1,200	45	380	1,800	760	210	11 H	3,700 H	3,000 H	2,500 H	3,700 H
Perfluorodecanoic acid (PFDA)	ng/L	490	7.1	680	620	220	160	26 H	770 H	360 H	310 H	600 H
Perfluoroundecanoic acid (PFUnA)	ng/L	100	0.90 J	580	150	53	94	24 H	380 H	45 H	8.5 H	130 H
Perfluorododecanoic acid (PFDoA)	ng/L	<1.9	<1.8	3.1	2.4	2.4	1.1 J	45 H	<8.8 H	0.72 JH	0.69 JH	3.4 H
Perfluorotridecanoic acid (PFTriA)	ng/L	<1.9	<1.8	<2.1	1.5 J	1.4 J	0.71 J	7.0 H	<8.8 H	<1.9 H	<2.0 H	0.93 JH
Perfluorotetradecanoic acid (PFTeA)	ng/L	0.98 JB	1.0 JB	0.65 JB	0.36 JB	0.39 JB	0.96 JB	0.41 JHB	<8.8 H	<1.9 H	0.98 JHB	<2.5 H
Perfluorooctane sulfonamide (FOSA)	ng/L	64 B	6.1 B	240	290	110	53	10 H	2,000 H	1,800 H	1,100 H	2,200 H
6:2 Fluorotelomer sulfonate (FTS)	ng/L	93	1,300	1,700	1,500	1,200	1,600	1,400 H	1,200 H	1,000 H	900 H	1,200 H
8:2 Fluorotelomer sulfonate (FTS)	ng/L	1,900	210	1,600	360	1,500	1,500	770 H	710 H	1,500 H	1,600 H	420 H

Notes and Acronyms:

Bold = Compound detected

ng/L = nanograms per liter

H = Analysis completed after method hold time

B = Compound was detected in method blank sample

J = Estimated result, as concentration is below method level of quantification

<= Result less than detection limit.

Table 4
Soil PFAS Analytical Results
2016 Investigation Report
Marinette, Wisconsin

Chemical Name	Location	FTC-59	FTC-60	FTC-62	FTC-71	FTC-72	FTC-77	FTC-82	FTC-83	SS-097	SS-097	SS-098	SS-099	SS-100	SS-101	SS-102
	Depth (ft bgs)	NA	NA	NA	NA	NA	NA	NA	NA	3	8	3	3	3	3	3
	Sample Date	10/23/2013	10/23/2013	10/23/2013	10/23/2013	10/23/2013	10/23/2013	4/21/2014	4/21/2014	8/31/2016	8/31/2016	8/31/2016	8/31/2016	8/31/2016	8/31/2016	8/31/2016
Perfluorobutanesulfonic acid (PFBS)	µg/kg	<10	<12	<5.3	<25	<4.9	<4.8	<5.4	<5.2	0.20 JB	0.19 JB	0.23 B	0.27 B	0.15 JB	0.35 B	0.16 JB
Perfluorohexanesulfonic acid (PFHxS)	µg/kg	<10	<12	<5.3	<25	<4.9	<4.8	<5.4	<5.2	0.75	0.3	0.20 J	1.4	0.19 J	1.6	< 0.24
Perfluoroheptanesulfonic acid (PFHpS)	µg/kg	<10	<12	<5.3	<25	<4.9	<4.8	<5.4	<5.2	< 0.23	< 0.25	< 0.23	0.27	< 0.24	< 0.26	< 0.24
Perfluorooctanoic sulfonic acid (PFOS)	µg/kg	<10	19.1 J	<5.3	308	13.5	580	234	<5.2	29	2.4	1.5	34	1.4	17	0.22 J
Perfluorodecanesulfonic acid (PFDS)	µg/kg	<10	<12	<5.3	<25	<4.9	<4.8	<5.4	<5.2	< 0.23	< 0.25	< 0.23	< 0.27	0.17 J	< 0.26	< 0.24
Perfluorobutanoic acid (PFBA)	µg/kg	--	--	--	--	--	--	--	--	1.4	1.3	1.1	1.9	0.25	5.7	0.20 J
Perfluoropentanoic acid (PFPA)	µg/kg	--	--	--	--	--	--	--	--	5.8	5.5	0.6	3.2	0.26	20	0.20 J
Perfluorohexanoic acid (PFHxA)	µg/kg	<10	<12	<5.3	<25	12.6	11.4 J	<5.4	<5.2	4.7	3.5	1.1	8.5	0.85	41	0.54
Perfluoroheptanoic acid (PFHpA)	µg/kg	<10	<12	<5.3	<25	16.4	<4.8	5.8 J	<5.2	2.3	1.4	0.55	3.6	0.28	16	< 0.24
Perfluorooctanoic acid (PFOA)	µg/kg	35.6	122	84.9	<25	35.8	17.6	14.8	5.3 J	15	3.4	35	250	25	1300	0.73
Perfluorononanoic acid (PFNA)	µg/kg	<10	<12	<5.3	<25	5.4 J	<4.8	113	<6.0	2.1	0.36	< 0.23	3.9	0.18 J	4.9	< 0.24
Perfluorodecanoic acid (PFDA)	µg/kg	<10	<12	<5.3	<25	<4.9	47.3	<6.9	<6.6	3.1	0.21 J	0.29	5	0.9	11	0.27
Perfluoroundecanoic acid (PFUnA)	µg/kg	<10	<12	6.7 J	<25	<4.9	61.2	10.3 J	<7.9	0.84	0.41	< 0.23	0.47	1.7	1.4	0.20 J
Perfluorododecanoic acid (PFDoA)	µg/kg	<10	<12	<5.3	<25	<4.9	18.2	<5.4	<5.2	< 0.23	< 0.25	< 0.23	< 0.27	0.97	0.27	0.20 J
Perfluorotridecanoic Acid (PFTriA)	µg/kg	<10	<12	<5.3	<25	<4.9	17.6	<6.9	<6.6	< 0.23	< 0.25	< 0.23	< 0.27	5.1	< 0.26	< 0.24
Perfluorotetradecanoic acid (PFTeA)	µg/kg	<10	<12	<5.3	<25	<4.9	6.0 J	<5.4	<5.2	< 0.23	< 0.25	< 0.23	< 0.27	0.079 J	< 0.26	< 0.24
Perfluorooctane Sulfonamide (FOSA)	µg/kg	--	--	--	--	--	--	--	--	38	3.3	2.4	46	7.2	17	0.4
6:2 Fluorotelomer sulfonate (FTS)	µg/kg	--	--	--	--	--	--	--	--	62	31	10	110	44	24	53
8:2 Fluorotelomer sulfonate (FTS)	µg/kg	--	--	--	--	--	--	--	--	16	2.7	3.9	130	130	39	54

Notes and Acronyms:

<= Result less than detection limit.

Bold = Compound detected

B = Compound was detected in method blank sample

J = Estimated result, as concentration is below method level of quantification

µg/kg = micrograms per kilogram

NA = Sample depth information is not available

Table 4
Soil PFAS Analytical Results
2016 Investigation Report
Marinette, Wisconsin

Chemical Name	Location	SS-103	SS-104	SS-105	SS-106	SS-106	SS-107	SS-108	SS-109	SS-110
	Depth (ft bgs)	3	3	2	1	8	3	3	3	3
	Sample Date	9/1/2016	9/1/2016	9/1/2016	9/1/2016	9/1/2016	9/1/2016	9/1/2016	9/1/2016	9/1/2016
Perfluorobutanesulfonic acid (PFBS)	µg/kg	0.17 JB	0.17 JB	0.17 JB	0.19 JB	0.18 JB	0.24 B	0.20 JB	0.18 JB	0.21 JB
Perfluorohexanesulfonic acid (PFHxS)	µg/kg	0.21 J	0.26	0.23	< 0.25	< 0.27	1.8	0.23 J	0.23 J	0.24 J
Perfluoroheptanesulfonic acid (PFHpS)	µg/kg	< 0.24	< 0.24	< 0.21	< 0.25	< 0.27	0.15 J	< 0.27	0.17 J	< 0.27
Perfluorooctanoic sulfonic acid (PFOS)	µg/kg	2.8	14	380	8.8	1.3	190	11	45	19
Perfluorodecanesulfonic acid (PFDS)	µg/kg	< 0.24	0.27	< 0.21	< 0.25	< 0.27	< 0.23	0.21 J	< 0.27	0.27
Perfluorobutanoic acid (PFBA)	µg/kg	0.18 J	0.32	0.22	0.15 J	0.22 J	0.4	0.3	0.23 J	0.29
Perfluoropentanoic acid (PFPA)	µg/kg	0.31	0.6	0.54	0.24 J	0.69	0.82	0.76	0.83	0.68
Perfluorohexanoic acid (PFHxA)	µg/kg	0.32	1.5	1.2	0.81	1.1	3.5	1.5	0.92	1.7
Perfluoroheptanoic acid (PFHpA)	µg/kg	0.37	0.9	1.3	0.31	0.3	0.93	0.65	1.5	0.82
Perfluorooctanoic acid (PFOA)	µg/kg	1.4	80	73	5.9	2	75	25	23	33
Perfluorononanoic acid (PFNA)	µg/kg	1	0.66	0.34	0.35	< 0.27	0.88	1.5	15	2.9
Perfluorodecanoic acid (PFDA)	µg/kg	0.10 J	0.7	11	4	0.12 J	21	1.9	0.37	2.5
Perfluoroundecanoic acid (PFUnA)	µg/kg	< 0.24	0.46	7.5	6.2	0.77	7.8	2.7	< 0.27	3.4
Perfluorododecanoic acid (PFDoA)	µg/kg	< 0.24	< 0.24	< 0.21	< 0.25	< 0.27	< 0.23	4.1	< 0.27	5.5
Perfluorotridecanoic Acid (PFTriA)	µg/kg	< 0.24	0.37	< 0.21	< 0.25	< 0.27	< 0.23	6.5	< 0.27	4.7
Perfluorotetradecanoic acid (PFTeA)	µg/kg	< 0.24	< 0.24	< 0.21	< 0.25	< 0.27	< 0.23	1.3	< 0.27	< 0.27
Perfluorooctane Sulfonamide (FOSA)	µg/kg	0.15 J	260	87	19	2.7	110	22	1.7	6.3
6:2 Fluorotelomer sulfonate (FTS)	µg/kg	< 2.4	57	13	2.1 J	7.7	59	39	49	37
8:2 Fluorotelomer sulfonate (FTS)	µg/kg	< 2.4	100	120 J	30	4	210	80	8.8	64

Notes and Acronyms:

<= Result less than detection limit.

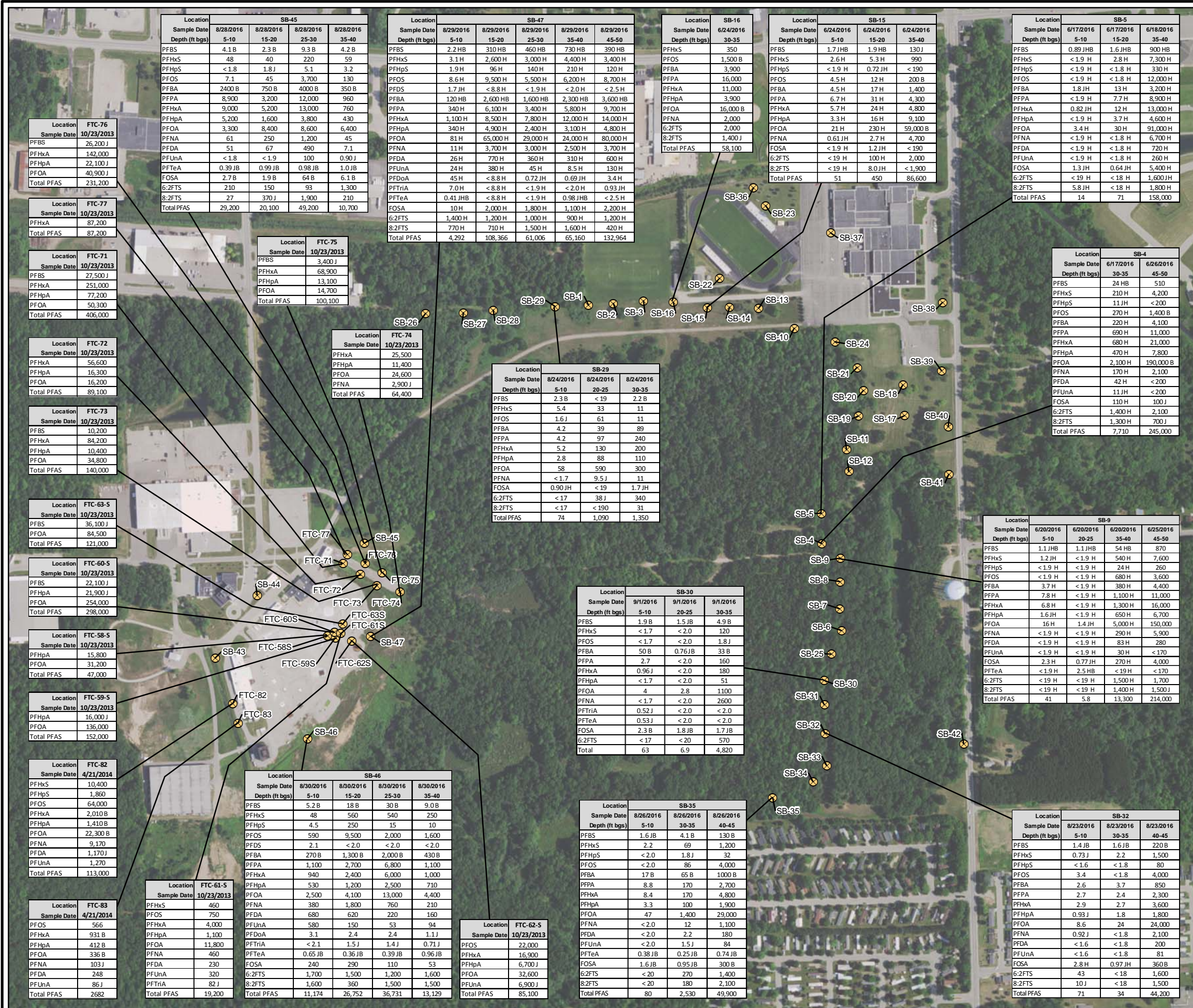
Bold = Compound detected

B = Compound was detected in method blank sample

J = Estimated result, as concentration is below method level of quantification

µg/kg = micrograms per kilogram

NA = Sample depth information is not available

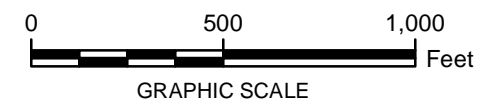


LEGEND:

⊗ GROUNDWATER SAMPLE LOCATION

- PFBS = Perfluorobutanesulfonic acid
- PFHxS = Perfluorohexanesulfonic acid
- PFHpS = Perfluoroheptanesulfonic acid
- PFOS = Perfluorooctanesulfonic acid
- PFDS = Perfluorodecanesulfonic acid
- PFBA = Perfluorobutanoic acid
- PFPA = Perfluoropentanoic acid
- PFHxA = Perfluorohexanoic acid
- PFHpA = Perfluoroheptanoic acid
- PFOA = Perfluorooctanoic acid
- PFNA = Perfluorononanoic acid
- PFDA = Perfluorodecanoic acid
- PFUnA = Perfluoroundecanoic acid
- PFDoA = Perfluorododecanoic acid
- PFTrIA = Perfluorotridecanoic acid
- PFTeA = Perfluorotetradecanoic acid
- FOSA = Perfluorooctane sulfonamide
- 6:2FTS = 6:2 Fluorotelomer sulfonate
- 8:2FTS = 8:2 Fluorotelomer sulfonate
- PFAS = Perfluoroalkyl substances

All concentrations reported in units of nanograms per liter (ng/L)



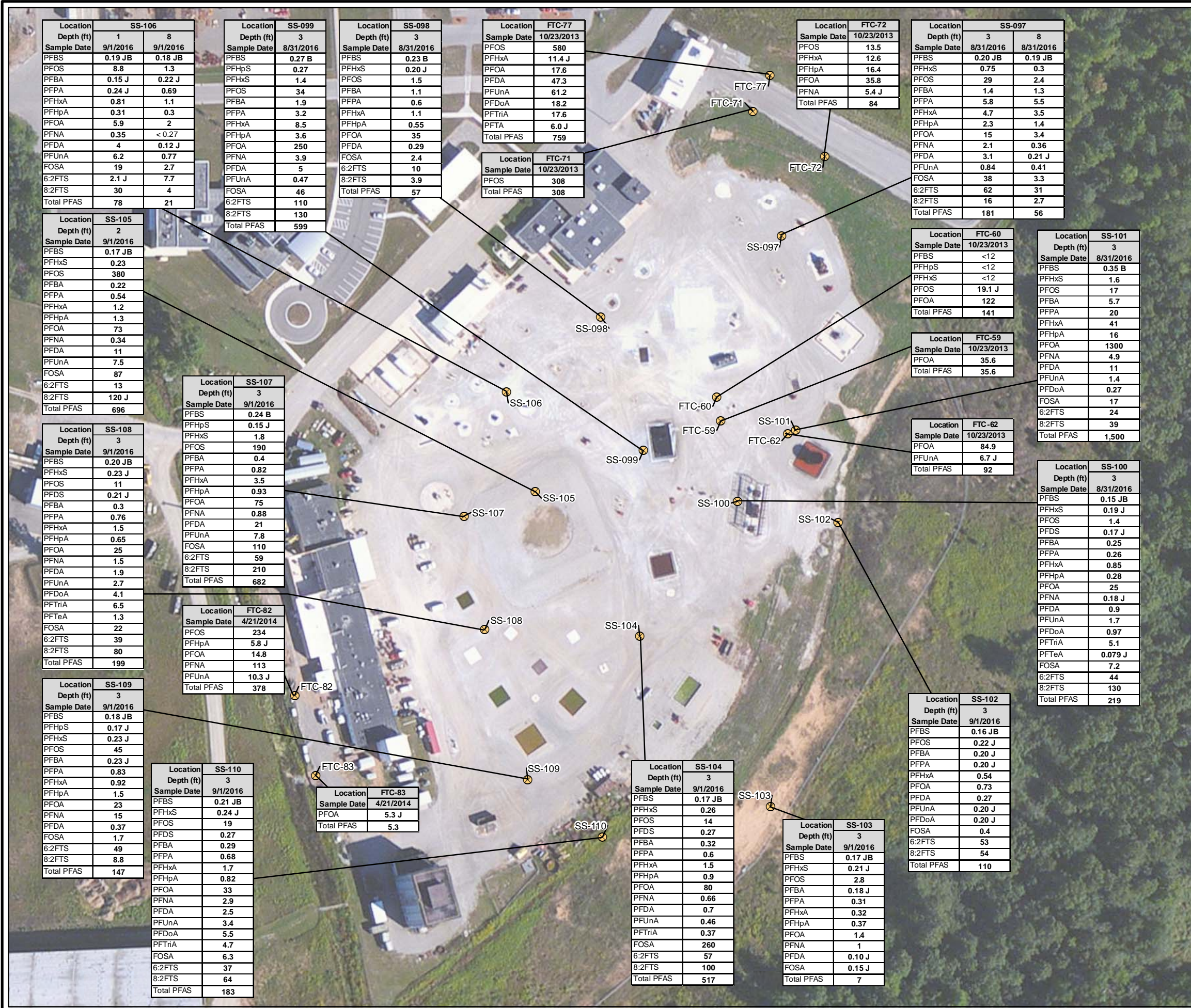
NOTES:

1. AERIAL IMAGERY: USDA FSA NAIP 2015

ANSUL FTC SITE
MARINETTE, WISCONSIN

**GROUNDWATER PFAS
ANALYTICAL RESULTS**

**FIGURE
10**

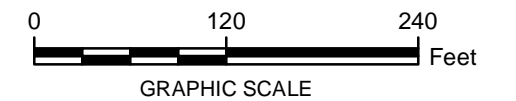


LEGEND:

⊗ SOIL SAMPLE LOCATION

- PFBS = Perfluorobutanesulfonic acid
- PFHxS = Perfluorohexanesulfonic acid
- PFHpS = Perfluoroheptanesulfonic acid
- PFOS = Perfluorooctanesulfonic acid
- PFDS = Perfluorodecanesulfonic acid
- PFBA = Perfluorobutanoic acid
- PFPA = Perfluoropentanoic acid
- PFHxA = Perfluorohexanoic acid
- PFHpA = Perfluoroheptanoic acid
- PFOA = Perfluorooctanoic acid
- PFNA = Perfluorononanoic acid
- PFDA = Perfluorodecanoic acid
- PFUnA = Perfluoroundecanoic acid
- PFTriA = Perfluorotridecanoic acid
- PFTeA = Perfluorotetradecanoic acid
- FOSA = Perfluorooctane sulfonamide
- 6:2FTS = 6:2 Fluorotelomer sulfonate
- 8:2FTS = 8:2 Fluorotelomer sulfonate
- PFAS = Perfluoroalkyl substances

All concentrations reported in units of micrograms per kilogram (µg/kg)



NOTES:

1. AERIAL IMAGERY: USDA FSA NAIP 2015

ANSUL FTC SITE
MARINETTE, WISCONSIN

SOIL PFAS
ANALYTICAL RESULTS

