LETTER OF TRANSMITTAL

To: **Mr. Adam McIlheran**
c/o Mr. Chue Yee Yang
Wisconsin Department of Natural Resources
2300 N. Martin Luther King Jr. Drive
Milwaukee, WI 53212

From: **Kristin Kurzka, P.G., P.E.**
The Sigma Group, Inc.
1300 W. Canal Street
Milwaukee, WI 53233

Please check the type(s) of documents you have enclosed. Submittals will be tracked and filed based on the information you provide. **Include the FID *and* BRRTS numbers which have been assigned to this site, and identify the intent of the document(s) you are submitting in order to speed processing.** Please attach any required fees to this checklist.

Date: June 19, 2018
Site Name: ACME Galvanizing Inc.
Address: 2730 S 19th Street
Milwaukee, WI
FID# 241036950
BRRTS # 02-41-183640

IS THIS RELEASE PECFA-ELIGIBLE?
☐ YES ☑ NO ☐ UNKNOWN AT THIS TIME

Type of Submittal:
☐ LUST ☑ ERP ☐ VPLE ☐ OTHER

CHECK	Agreements	FEE
	Tax assignment agreement - ss.75.106(2)(d) & 292.55	$700
	Tax cancellation agreement - ss. 75.106(2)(d) & 292.55	$700
	Negotiated agreements - s. 292.11(7)(d)2	$1,400
	Technical Assistance (s. 292.55)	
	NR 708 No Further Action Letter	$350
	NR 716 No Further Investigation	$700
	NR 716 Site Investigation Workplan	$700
X	NR 716 Site Investigation Report	$1,050
	NR 720 Soil Cleanup Standards/Reports	$1,050
	NR 722 Remedial Action Options Report	$1,050
	NR 724 Remedial Design Report	$1,050
	NR 724 Operation and Maintenance Report	$425
	NR 724 Construction Documentation Reports	$350
	NR 724 Long-Term Monitoring Plan	$425
	NR 726 Case Closure Action	$1,050
	NR 506 Exemption for building on a historic waste site	$700
	VPLE Application	
	VPLE Phase I/II Assessments or Additional Reports	
	Other Technical Assistance	$700
	Liability Clarification Letters	
	s. 292.13(3) Off-Site Exemption Letters	$700
	s. 292.55 Lease Letters - Single Properties	$700
	s. 292.55 Lease Letters - Multiple Properties	$1,400
	s. 292.55 General Liability Clarification Letters	$700
	s. 292.21(1)(c)1.d. Lender Assessments	$700
	Department Database Fees (ss. 292.12 and 292.	
	Sites with groundwater contamination that attains or exceeds ch. NR 140	$350
	Sites with soil contamination that attains or exceeds ch. 720 RCLs	$300
	Sites not otherwise addressed in this schedule, where the department imposes any other limitation or condition in accordance with s. 292.12(2)	$350
	Cases submitted for closure with monitoring wells not properly abandoned, without residual groundwater contamination	$350
	Modification or removal of a site or property from the database	$1,050
	Miscellaneous	
	Notification of Release	None
	Tank Closure/Site Assessment *where release(s) have been detected* *	None
	Other	

* Closure reports for sites where no releases have been detected should be sent directly to "Clean Closures" c/o DNR Remediation and Redevelopment Program, P.O. Box 7921, Madison, WI 53707

4 .7 2

HE SI M G O P, NC

00 ES CA AL RE
MIL AU E, 15 33

NC AN

70 21 /7 9

CH CK DA E

in 15 2 18

AY

on T ou an F y nc 00 0 D la

D Vis or sir DN R

M UN

$ 05 .0

4 .7 2

Ch k l ite /15 01

vo e N nt D e Vo che An un isc unt Pr io P N Ar our

SI pt ev w- 88 6/ /2 8 00 00 31 $1 50 0 1,0 0.0

W co in NF C A $1 50 0 1,0 0.0

PN C ec g 6 25 04

THE SIGMA GROUP
Single Source. Sound Solutions.

June 19, 2018

Sigma Reference #12884

Mr. Adam McIlheran
c/o Mr. Chue Yee Yang
Remediation and Redevelopment Program
Wisconsin Department of Natural Resources
2300 N. Martin Luther King Dr.
Milwaukee, WI 53212

RE: Site Investigation Report and Remedial Action Plan
ACME Galvanizing, 2730 S. 19th Street, Milwaukee, WI
DNR BRRTS #02-41-183640 & 03-41-540712
DNR FID #241036950

Dear Mr. McIlherhan:

Enclosed, please find a copy of The Sigma Group, Inc. (Sigma) report entitled *NR 716 Site Investigation Report and Remedial Action Plan* for the above-referenced project site. The document is a comprehensive report for the soil and groundwater investigation conducted at the ACME Galvanizing, Inc. property in Milwaukee, WI. The Wisconsin Department of Natural Resources (WDNR) case files associated with the property are referenced above.

The enclosed report is submitted to fulfill the requirements of WDNR Chapter NR 716.

If you have any questions about this report or the project in general, please contact Kristin Kurzka at (414) 643-4127. We appreciate your assistance with this project.

Sincerely,

THE SIGMA GROUP, INC.

Jacob Krause
Staff Hydrogeologist

Kristin Kurzka, P.G., P.E.
Senior Engineer

Enclosures:
NR 716 Site Investigation Report and Remedial Action Plan

cc: Mr. Edward Weiss – ACME Galvanizing, Inc. (via: EDW@acmegalv.com)

NR 716 SITE INVESTIGATION REPORT AND REMEDIAL ACTION PLAN
ACME GALVANIZING, INC.
2730 SOUTH 19TH STREET
MILWAUKEE, WISCONSIN 53215

WDNR BRRTS #02-41-183640 (OPEN ERP)
WDNR BRRTS #03-41-540712 (OPEN LUST)
WDNR FID #241036950

PREPARED FOR:

MR. EDWARD WEISS
ACME GALVANIZING, INC.
2730 S. 19TH ST.
MILWAUKEE, WI 53215

PREPARED BY:

THE SIGMA GROUP, INC.
1300 WEST CANAL STREET
MILWAUKEE, WISCONSIN 53233
(414) 643-4200

SIGMA PROJECT REFERENCE #12884

June 2018

Jacob Krause
Staff Hydrogeologist

Kristin Kurzka, P.G., P.E.
Senior Engineer

Randy E. Boness, P.G.
Geosciences Group Leader

CERTIFICATIONS

"I, Kristin Kurzka, hereby certify that I am a registered professional engineer in the State of Wisconsin, registered in accordance with the requirements of ch. A-E 4, Wis. Adm. Code; that this document has been prepared in accordance with the Rules of Professional Conduct in ch. A-E 8, Wis. Adm. Code; and that, to the best of my knowledge, all information contained in this document is correct and the document was prepared in compliance with all applicable requirements in chs. NR 700 to 726, Wis. Adm. Code.

WISCONSIN
KRISTIN
KURZKA
E-34322-006
GREENDALE,
WI
PROFESSIONAL ENGINEER

June 20, 2018

Kristin Kurzka, P.G., P.E.
Senior Engineer

Date and Stamp

I, Kristin Kurzka, hereby certify that I am a hydrogeologist as that term is defined in s. NR 712.03(1), Wis. Adm. Code, and registered in accordance with the requirements of ch. GHSS 2, Wis. Adm. Code, or licensed in accordance with the requirements of ch. GHSS 3, Wis. Adm. Code, and that, to the best of my knowledge, all information contained in this document is correct and the document was prepared in compliance with all applicable requirements in chs. NR 700 to 726, Wis. Adm. Code."

WISCONSIN
KRISTIN
KURZKA
1367-13
GREENDALE,
WI
PROFESSIONAL GEOLOGIST

June 20, 2018

Kristin Kurzka, P.G., P.E.
Hydrogeologist

Date and Stamp

TABLE OF CONTENTS

EXECUTIVE SUMMARY ..... **i**

1. INTRODUCTION **1**
1.1 Overview 1

2. SCOPE OF WORK **1**
2.1 Purpose of Work 1
2.2 Scope of Work 1

3. BACKGROUND INFORMATION AND HISTORICAL USE **5**
3.1 Site Information 5
3.2 Project Area Location 6
3.3 Site Description 7
3.3.1 Zoning 7
3.3.2 Topography and Drainage 7
3.3.3 Utility Review 7
3.3.4 Potential Receptors 8
3.4 Physiographic Setting 8
3.4.1 Regional Geology 8
3.4.2 Regional Hydrogeology 8
3.5 Brief Site History 9

4. INVESTIGATION PROCEDURES **9**
4.1 Geoprobe Soil Boring Installations 9
4.2 Monitoring Well Installation 11
4.3 Piezometer Installation 12
4.4 Monitoring Well and Piezometer Development 13
4.5 Surveying 13
4.6 Static Water-Level Measurements 13
4.7 Groundwater Sampling Program 14
4.8 Investigative Waste Management 15
4.9 Sub-slab Vapor Sampling Program 15
4.10 Hydraulic Conductivity Testing 16

5. INVESTIGATION RESULTS **17**
5.1 Physical Conditions 17
5.1.1 Site Geology 17
5.1.2 Site Hydrogeology 18
5.1.3 Petroleum Free Product 19
5.2 Analytical Results 19
5.2.1 Soil Quality Results 20
5.2.2 Groundwater Quality Results 20
5.2.3 Evidence of Natural Attenuation of CVOCs 21
5.2.4 Vapor Quality Results 22

6. INVESTIGATION CONCLUSIONS **24**

7. REMEDIAL ACTION PLAN **26**
7.1 Remedial Action Objectives 26

7.2 Soil Contamination Source Reduction and Vapor Intrusion Mitigation 26
7.3 In-Situ Contaminant Reduction of Impacted Perched Groundwater..... 27
7.4 Remedial Excavation of Petroleum Free Product 28
7.5 Groundwater Monitoring Program 28

7. RECOMMENDATIONS 29

8. LIMITATIONS OF INVESTIGATION 29

TABLES

1. Soil Analytical Table
2. Groundwater Elevation Table
3. Groundwater Analytical Table
4. Groundwater In-Situ Parameter and Geochemistry Table
5. Vapor Analytical Table
6. Remedial Action Options Assessment Summary Table

FIGURES

1. Site Location Map
2. Site Plan Map
3. Soil Boring Location Map
4. Monitoring Well and Piezometer Location Map
5. Sub-Slab Vapor Pin Location Map
6A. Geologic Cross-Section Location Map
6B. Geologic Cross Section A-A'
7A. Groundwater Elevation Contour and Flow Map (8/9/2017)
7B. Groundwater Elevation Contour and Flow Map (2/21/2018)
8. Groundwater Piezometric Surface Contour Map (2/21/2018)
9. Soil Quality Map – CVOCs
10. Groundwater Quality Map – CVOCs
11. Proposed Remedial Action Map

APPENDICES

A. Potential Receptor Well Logs
B. Soil Boring Logs
C. Soil Boring Abandonment Forms
D. Monitoring Well Construction Forms
E. Monitoring Well Development Forms
F. Hydraulic Conductivity Analysis Reports
G. Soil Laboratory Analytical Reports
H. Groundwater Laboratory Analytical Reports
I. Vapor Laboratory Analytical Reports
J. ISCR Reagent Product Info

EXECUTIVE SUMMARY

The Sigma Group, Inc. (Sigma) has performed site investigation activities at ACME Galvanizing, Inc. (ACME) located at 2730 South 19th Street, Milwaukee, Wisconsin (the "site") to assess subsurface impacts associated with the release of chlorinated volatile organic compounds (CVOCs) and fuel oil.

Between 1997 and 2018, Sigma completed subsurface investigation activities including the advancement of 46 soil borings and the installation of 24 ch. NR 141 compliant groundwater monitoring wells and 4 groundwater piezometers. A total of 96 soil samples were collected for laboratory analysis of volatile organic compounds (VOCs), polycyclic aromatic hydrocarbons (PAHs), and / or select metals. One to six rounds of groundwater samples have been collected from site's network of 19 monitoring wells and 4 piezometers between 1997 and 2018.

The lithology beneath the site generally consists of a fill layer which varies in thickness from 2.5 feet on the west side of the site to approximately 20 feet on the east side of the site. The fill consists of reworked sandy silt, clay with varying amounts of foundry material. Beneath the fill layer, native interbedded silty sand and sandy clay is present to the termination depth of the soil borings. Static groundwater elevations indicate that shallow groundwater is located between 4 and 25 feet below ground surface (bgs) and periodically fluctuates by several feet. Despite the fluctuations, groundwater consistently flows east/northeast across the site toward the Kinnickinnic River. Perched groundwater was observed in the southwestern portion of the site, likely due to the presence of a tight clay layer in the subsurface at that location.

Review of the soil sample analytical data indicates that CVOC soil impacts are present beneath the existing building on site, where chlorinated constituents were historically used. Based on the soil quality data collected to date, the horizontal and vertical limits of soil impacts have been defined at the site, with suspected source areas in the locations of the former vapor degreaser, plating line, and waste water treatment system within ACME's facility.

Review of the groundwater analytical data indicates that a plume of trichloroethene (TCE) impacted groundwater originates from roughly the center of ACME's facility. This corresponds with soil analytical data showing elevated concentrations of TCE in the suspected source areas within ACME's facility. An area of 1,1,1-trichloroethane (1,1,1-TCA) impact is also present on site near monitoring well MW-5A. The area of 1,1,1-TCA is presumed to originate in the perched groundwater layer near MW-5A and extend both downward and to the east and northeast of MW-5A. During the most recent sampling event, concentrations of TCE, 1,1,1-TCA or their daughter products exceeded ch. NR 140 Enforcement Standards (ESs) at 12 of 19 monitoring wells, but none of the 4 piezometers. Ch. NR 140 Preventative Action Limit (PAL) exceedances were reported for an additional 2 monitoring wells as well as piezometer PZ-4.

A 10,000-gallon fuel oil UST located immediately south of the ACME facility building was abandoned in place during a Tank System Site Assessment (TSSA) conducted in 2004. During the tank closure assessment, a release of petroleum free product (fuel oil) was identified in the area surrounding the abandoned. Based on observations made during quarterly groundwater monitoring at monitoring wells MW-1A through MW-5A, it appears the extent of free product is limited to the area surrounding monitoring well MW-3A, which

is adjacent to the abandoned UST. Observations from site monitoring wells suggest that free product has not migrated laterally or vertically since monitoring began and is present as a thin layer on top of the perched groundwater located near monitoring well MW-3A. In 2016, a free product monitoring and recovery program was implemented to reduce the mass of free product in the subsurface. During the free product recovery and quarterly groundwater monitoring, it appears the recovery efforts have reduced the thickness of free product present within monitoring well MW-3A.

Vapor quality data collected from beneath the building slab within the suspected source areas exceed regulatory standards for TCE at two of four sampling locations and chloroform at one of four sampling locations.

The site investigation work completed to date has adequately characterized soil, groundwater, and vapor impacts to allow for an evaluation of potential risks to human health and the surrounding environment. The CVOC impacts on-site have been defined to the extent practicable. Impacts are generally greater then regulatory standards in the center and eastern portions of the site and decrease in concentration as they extend off site to the east. In addition, evidence of effective rates of chlorinated constituent biodegradation have been confirmed.

To address the identified risks to human health and the environment and to progress the site to closure, Sigma proposes the following:

- In-situ oxidation treatment of the 1,1,1-TCA-impacted source area using a shallow infiltration gallery supplemented with select injections to efficiently reduce impacts.
- Reduction of the contaminant mass within the TCE source areas and mitigation of the vapor risk through a combined sub-slab venting and soil vapor extraction system.
- Implementation of a comprehensive groundwater monitoring program to confirm natural attenuation processes will be sufficient to address the CVOC plume within a reasonable timeframe to gain site closure.
- Use or enhance existing pavement, building slabs, and other surface covers to limit storm water infiltration and prevent contact with impacted soil.
- Excavation and off-site landfill disposal of petroleum free product and associated impacted soil near the abandoned UST south of the ACME facility.

Sigma respectfully requests that WDNR approve the site investigation as complete based on ch. NR 716 requirements and the recommended remedial strategies presented in this document.

1. INTRODUCTION

1.1 Overview. At the request of ACME Galvanizing, Inc. (ACME), The Sigma Group, Inc. (Sigma) has conducted a site investigation of ACME's property in Milwaukee, Wisconsin (the "site"). Sigma's site investigation included subsurface soil, groundwater, and vapor site investigation activities designed to characterize and delineate the extent of subsurface impacts at the site.

This report presents the site investigation work completed between May 1997 and March 2018 by Sigma. In general, the subsurface investigation work was performed to characterize impacts associated with the release of chlorinated volatile organic compounds (CVOCs) and fuel oil as a result of historic operation of ACME's metal plating and surface coating facility, which included the historic use of a vapor degreaser and fuel oil underground storage tank (UST). Sigma's site investigation activities were completed in general accordance with Wisconsin laws and regulations at the time work was performed; specifically, Wisconsin Administrative Code (WAC) Chapters NR 506, WAC Chapters NR 700 through NR 726.

2. SCOPE OF WORK

2.1 Purpose of Work. The purpose of the subsurface investigation activities was to: 1) adequately identify and define the nature and extent of chlorinated hydrocarbon impacts to soil, groundwater, and vapor to satisfy the requirements of ch. NR 716 for subsurface investigations; 2) generate sufficient geologic and hydrogeologic data to evaluate potential risks to human health and the surrounding environment; and 3) provide recommendations for future environmental investigative, remedial and case closure activities.

2.2 Scope of Work. The scope of work included an evaluation of the presence, type, and extent of soil, groundwater, and vapor impacts in addition to a determination of the subsurface characteristics (soil types and hydrogeologic conditions) for the project area. The following investigative activities were completed at the site:

- Advancement of two direct-push (Geoprobe®) soil borings (GP-4 and GP-5) and six hollow stem auger soil borings (B-1, B-2, B-3, B-4/MW-1, B-5/MW-2, and B-6/MW-3) on May 21, 1997. One sample from each soil boring was submitted for laboratory analysis of RCRA metals and zinc. Soil borings B-4, B-5, and B-6 were completed as ch. NR 141 compliant monitoring wells (MW-1, MW-2, and MW-3, respectively).

- Development of monitoring wells MW-1, MW-2, and MW-3 on September 26, 1997.

- Collection of groundwater samples from monitoring wells MW-1, MW-2, and MW-3 on October 1, 1997 and October 31, 1997. Groundwater samples were submitted for laboratory analysis of dissolved RCRA metals and select VOCs.

- Advancement of soil borings B-8 and B-9 and soil boring/monitoring wells MW-4, MW-5, MW-6 by hollow stem auger on December 3 and 4, 1997. One to two soil samples per soil boring/monitoring well were submitted for laboratory analysis of VOCs.

- Development of monitoring wells MW-4, MW-5, and MW-6 on December 12,

1997.

- Collection of groundwater samples at monitoring wells MW-1, MW-2, MW-3, MW-4, MW-5, and MW-6 on December 16, 1997. Groundwater samples were submitted for laboratory analysis of VOCs.

- Advancement of soil borings/monitoring wells MW-7, MW-8, and MW-9 on January 2, 1998. Two soil samples per soil boring/monitoring well were collected and submitted for laboratory analysis of VOCs.

- Development of monitoring wells MW-7, MW-8, MW-9 on January 5, 1998.

- Collection of groundwater samples at monitoring wells MW-1, MW-2, MW-3, MW-4, MW-5, MW-6, MW-7, MW-8 and MW-9 on January 9, 1998. Groundwater samples were submitted for laboratory analysis of VOCs.

- Abandonment of monitoring well MW-4 on March 23, 1998, due to its accidental placement within a City of Milwaukee right-of-way.

- Collection of groundwater samples at monitoring wells MW-1, MW-2, MW-3, MW-5, MW-6, MW-7, MW-8 and MW-9 on January 20, 1999. Groundwater samples were submitted for laboratory analysis of VOCs.

- Abandonment of monitoring wells MW-1, MW-2, MW-3, and MW-5 in 1999 due to floor reconstruction inside the ACME facility.

- Completion of a Tank System Site Assessment (TSSA) in December 2004, including the abandonment in-place of a 10,000-gallon fuel oil underground storage tank (UST).

- Advancement of seven Geoprobe soil borings, denoted B-1 (UST) through B-7 (UST) on August 30, 2011. Two soil samples per boring were submitted for laboratory analysis of VOCs and polycyclic aromatic hydrocarbons (PAHs). Four of the soil borings were completed as temporary groundwater monitoring wells (B-1 (UST), B-2 (UST), B-3 (UST), and B-5 (UST)).

- Sampling of temporary wells B-1 (UST), B-2 (UST), B-3 (UST), and B-5 (UST) was initiated on August 31, 2011 at which time free phase petroleum product was observed at each temporary well location. Due to the presence of petroleum product, groundwater samples were not collected for analysis.

- Advancement of five hollow stem auger soil borings near the previously abandoned fuel oil UST in March 2012. All five borings were completed as ch. NR 141 compliant groundwater monitoring wells (MW-1A, MW-2A, MW-3A, MW-4A, MW-5A).

- Development of monitoring wells MW-1A, MW-2A, MW-3A, MW-4A, MW-5A on April 2, 2012.

- Collection of groundwater samples at MW-1A, MW-2A, MW-4A, and MW-5A on

July 17, 2012. Groundwater samples were submitted for laboratory analysis of VOCs and PAHs. No groundwater sample was collected at monitoring well MW-3A due to the detection of petroleum free product within the well.

- Measurement of water and product levels for all monitoring wells in October 2012 and September 2013.

- Re-development of groundwater monitoring wells MW-8 and MW-9 on September 23, 2013 and October 2, 2013, respectively.

- Collection of groundwater samples at groundwater monitoring wells MW-6, MW-7, and MW-8 on September 24, 2013 and MW-9 on October 2, 2013. The groundwater samples were submitted for laboratory analysis of VOCs.

- Installation of four sub-slab vapor sampling points and subsequent vapor sampling in July 2014. The vapor samples were collected and submitted for laboratory analysis of VOCs.

- Advancement of four Geoprobe soil borings and completion as ch. NR 141 compliant groundwater monitoring wells (MW-10, MW-11, MW-12, MW-13) on January 15, 2015.

- Development of groundwater monitoring wells MW-10, MW-11, MW-12, MW-13 in January 2015.

- Collection of groundwater samples at groundwater monitoring wells MW-10, MW-11, MW-12, MW-13 on February 4, 2015. The groundwater samples were submitted for laboratory analysis of VOCs and PAHs.

- Advancement of two hand auger soil borings within the area of a former waste water treatment system on July 2, 2015. Three soil samples per boring were submitted for laboratory analysis of VOCs.

- Advancement of two hollow stem auger soil borings within the footprint of a proposed new building on the east side of ACME's facility on August 3, 2015. Soil borings were advanced for geotechnical purposes, but also facilitated the collection of soil samples for environmental site investigation purposes. Two soil samples per boring were submitted for laboratory analysis of VOCs.

- Completion of a site survey on August 9, 2017 to determine monitoring well locations and elevations. Monitoring well elevations, in conjunction with depth to groundwater measurements, were used to determine the shallow groundwater flow direction and hydraulic gradients.

- Collection of groundwater samples at groundwater monitoring wells MW-1A, MW-2A, MW-4A, MW-5A, MW-6, MW-7, MW-8, MW-9, MW-10, MW-11, MW-12, and MW-13 on August 9, 2017. Monitoring well MW-3A was not sampled due to the presence of petroleum free product. All groundwater samples were submitted for laboratory analysis of VOCs.

- Advancement of fifteen Geoprobe soil borings (GP-1, GP-2, GP-3, GP-4a, GP-5a, GP-6, GP-7, GP-8, GP-9, GP-11, GP-12, GP-13, GP-14, GP-15, and GP-16) on October 23, 2017. Proposed soil boring GP-10 could not be advanced as planned due to restricted access to the proposed boring location. Many of the soil borings were advanced beneath the floor of ACME's facility to further delineate the suspected source areas of chlorinated hydrocarbons previously detected in site soil and groundwater. Three soil samples per boring were submitted for laboratory analysis of VOCs.

- Advancement of three hollow stem auger soil borings along the eastern property boundary on November 20, 2017. The borings were completed as ch. NR 141 compliant groundwater monitoring wells MW-14, MW-15, and MW-16.

- Development of groundwater monitoring wells MW-14, MW-15, MW-16 on November 27, 2017.

- Collection of groundwater samples at monitoring wells MW-1A, MW-2A, MW-4A, MW-5A, MW-6, MW-7, MW-8, MW-9, MW-10, MW-11, MW-12, MW-13, MW-14, MW-15, and MW-16 on December 1, 2017. Each of the samples were submitted for laboratory analysis of VOCs.

- Advancement of three hand auger soil borings adjacent to the banks of the Kinnickinic River located on the adjacent property owned by Milwaukee County on December 22, 2017. The soil borings were completed as ch. NR 141 compliant groundwater monitoring wells TW-1, TW-2, and TW-3. The purpose of the off-site wells is to evaluate the extent of groundwater impacts.

- Development of groundwater monitoring wells TW-1, TW-2, and TW-3 on January 4, 2018.

- Collection of groundwater samples at monitoring wells TW-1, TW-2, and TW-3 on January 5, 2018. All samples were submitted for laboratory analysis of VOCs.

- Survey of location and elevation of MW-14, MW-15, MW-16, TW-1, TW-2, and TW-3 on January 25, 2018.

- Installation of four groundwater piezometers (PZ-1, PZ-2, PZ-3, PZ-4) between February 12 and 14, 2018. The piezometers were double cased to prevent the potential vertical migration of contaminants during the drilling process.

- Development of groundwater piezometers PZ-1, PZ-2, PZ-3, PZ-4 on February 16, 2018.

- Collection of groundwater samples at groundwater monitoring wells MW-1A, MW-2A, MW-4A, MW-5A, MW-6, MW-7, MW-8, MW-9, MW-10, MW-11, MW-12, MW-13, MW-14, MW-15, MW-16, TW-1, TW-2, and TW-3 and piezometers PZ-1, PZ-2, PZ-3, and PZ-4 on February 21, 2018. All samples were submitted for laboratory analysis of VOCs.

- Survey of location and elevation of piezometers PZ-1, PZ-2, PZ-3, PZ-4 on March

5, 2018.

- Completion of hydraulic conductivity testing on March 23 and 24, 2018.

- Collection of groundwater samples at monitoring wells MW-1A, MW-7, MW-12, MW-15, and TW-2 and at piezometer PZ-4 on March 26, 2018. Groundwater samples from all locations were submitted for laboratory analysis of dissolved methane, ethane, and ethene to assess the potential biodegradation of chlorinated hydrocarbon in groundwater. A groundwater sample from piezometer PZ-4 was submitted for laboratory analysis of VOCs to confirm results from the previous sampling event.

- Completion of this report to document field methodologies and to present laboratory results, conclusions, and recommendations.

3. BACKGROUND INFORMATION AND HISTORICAL USE

3.1 **Site Information.** The following parties and contractors are associated with the project and/or provided services during investigation activities completed at the site.

Site Location:	ACME Galvanizing, Inc. 2730 South 19th Street Milwaukee, WI, 53215
Responsible Party:	ACME Galvanizing, Inc. 2730 South 19th Street Milwaukee, WI, 53215 Contact: Edward and James Weiss Telephone: (414) 645-3250 Email: EDW@acmegalv.com
Consultant:	The Sigma Group, Inc. 1300 W. Canal Street Milwaukee, WI 53233 Contact: Kristin Kurzka, P.E. Telephone: (414) 643-4200 Email: kkurzka@thesigmagroup.com
Drilling Services:	Horizon Construction and Exploration, LLC 764 Tower Drive Fredonia, WI 53021 Contact: Adam Sweet Telephone: (262) 692-3347 On-Site Environmental Services, Inc. 3210 Edmonton Drive Sun Prairie, WI 53590 Contact: Tony Kapugi Telephone: (608) 837-8992

GESTRA Engineering, Inc.
191 West Edgerton Avenue
Milwaukee, WI 53207
(414) 933-7444

Boart Longyear
209 Lemieur Street
Little Falls, MN 56345
(320) 632-6552

Laboratory Services:

Synergy Environmental Lab, Inc.
1990 Prospect Court
Appleton, WI 54914
State of WI Cert. #445037560
Telephone: (920) 830-2455

PACE Analytical Services, LLC.
1241 Bellevue Street – Suite 9
Green Bay, WI 54302
(920) 469-2436

MVTL Laboratories, Inc.
140 E. Ryan Road
Oak Creek, WI 53154
WI Lab Cert. # 241283020
(414) 764-0486

U.S. Oil Co., Inc Analytical Laboratory
1090 Kennedy Ave.
Kimberly, WI 54136
WI Lab Cert. #445027660
(920) 735-8295

Investigative Waste Disposal:

National Tank Services of Wisconsin
1813 S 73rd Street
Milwaukee, WI 53214
(414) 257-0030

3.2 **Project Area Location**. The ACME property is located in an industrial and residential area of southwestern Milwaukee near the intersection of South 20th Street and West Cleveland Avenue. The site is bordered to the north and west by industrial properties, to the east by the Kinnickinnic River and Pulaski Park beyond and to the south by a railroad corridor. The Site is located in the Northwest ¼ of the Southeast ¼ of Section 7, Township 6 North, Range 22 East. The existing building was likely constructed at

the site in the late 1800s. Prior to occupancy and operations by ACME the property was a foundry known as Lakeside Malleable Casting Co. The site location is presented in **Figure 1**.

The approximate geographic coordinates (in the Wisconsin Transverse Mercator '91 system) of the site boundary corners are as follows:

- Northeast corner: 688215, 282340
- Southeast corner: 688155, 282340
- Southwest corner: 688175, 282180
- Northwest corner: 688304, 282190

The coordinates were determined using the WDNR's interactive Geographic Information System (GIS) internet website (http://dnrmaps.wi.gov/H5/?viewer=rrsites) and zooming in at a scale of 1:2,000.

3.3 **Site Description.** The site covers approximately 5 acres of land and is depicted in **Figure 2**. A large portion of the site is covered by an approximate 80,000 square-foot metal galvanizing facility, with the remaining surface area covered by asphalt drives and parking area with very limited greenspace.

3.3.1 Zoning. According to the official City of Milwaukee Zoning Map, the site is currently zoned IL2: Industrial - Light. The property to the east is zoned PK: Special – Parks and is owned by Milwaukee County. The property to the south beyond the railroad tracks is zoned IO2: Industrial - Office. The property to the west is also zoned IL2: Industrial – Light. The properties to the north are zoned IO2 and RM2: Industrial – Office and Residential – Multi-family.

3.3.2 Topography and Drainage. In general, the site is generally flat with surveyed ground surface elevations of approximately 635 feet above Mean Sea Level (MSL).

Precipitation that falls on building roofs is directed towards roof drains, which drain to the ground surface. Precipitation that falls elsewhere on-site either infiltrates into the ground or sheet flows across the ground towards on-site storm drains. From visual observations, ponding of water is common during periods of heavy rain or snowmelt.

3.3.3 Utility Review. Information regarding utilities is based on field markings provided by Diggers Hotline representatives, observations by Sigma personnel, and utility maps provided during construction work at ACME's facility. The locations of known utilities around the site are shown in **Figure 2**. Utilities in the vicinity of the site include the following:

- Municipal water - The site and surrounding properties are serviced by the municipal water system operated by the City of Milwaukee which receives its water from Lake Michigan. Water mains are located beneath the South 19th Street right-of-way (ROW) on the west side of the property

- Natural gas - Natural gas lines are located beneath the west edge of the site, along South 19th Street.

- Electric and communication - Buried power and communications lines are at the north side of the building, behind ACME's main office area.

- Sewer – The site is serviced by sanitary and storm sewer systems. A majority of the laterals exit the building on the west side, near South 19th street. There is also a storm drain located in the northeast corner of the site which flows in an easterly direction and discharges to the Kinnickinnic River.

3.3.4 Potential Receptors. Well construction reports from the Wisconsin Geological and Natural History Survey (WGNHS), as provided on the WGNHS's website (http://geodata.wgnhs.uwex.edu/well-viewer/) were reviewed in March 2018. Six potential private water wells were identified within 1,200 feet of the site.

The well construction forms for the private water wells located within 1,200 feet of the site are included as **Appendix A.** Four of the six well records were noted for test borings. It is unclear if any wells were installed at the test boring locations. The remaining two records are from the neighboring former Crucible Steel (now Pelton Steel) facility which used the well water for manufacturing. It is unclear if the wells are still in use.

The closest surface water body, as identified on the U.S.G.S. 7.5-minute series topographic map, is the Kinnickinnic River, which is located approximately 200 feet east of the site as shown in **Figure 1**.

3.4 Physiographic Setting.

3.4.1 Regional Geology

The surficial deposits in Milwaukee County consist of till and outwash deposits interbedded with fine-grained and stratified lake sediments. Deposited by the glacial Lake Michigan Lobe (or a sublobe) and its associated meltwater streams, the till is generally represented by the Oak Creek Formation. The Oak Creek Formation includes fine-grained till; lacustrine clay, silt, and sand; and some glaciofluvial sand and gravel. Beneath the glacial deposits lies undifferentiated dolomites which are underlain by a series of sedimentary rocks consisting largely of sandstones.

3.4.2 Regional Hydrogeology

Hydrogeologically, Milwaukee County is included in District No. 4 (Eastern Drift Paleozoic), as designated by the Wisconsin Geological and Natural History Survey (WGNHS). The aquifers of this district are described as a thick productive multilayered complex of Paleozoic sandstone and dolomite interbedded with non-productive layers and locally overlain by productive water-bearing sand and gravel. Groundwater in Milwaukee County moves within two systems: a shallow water-table system and a deep artesian system. Regionally, within the shallow system (sand/gravel and Niagara), the groundwater flow is toward nearby lakes and streams. Groundwater flow within the deeper sandstone aquifer is generally from the west to east across the county towards Lake Michigan.

3.5 **Site History.** ACME Galvanizing, Inc. (ACME) is a hot-dip galvanizing and zinc electroplating job shop. ACME has operated at its approximately 80,000-square-foot facility at 2730 South 19th Street since 1939. Prior to 1936, the site was occupied by a foundry known as Lakeside Malleable Casting Company and South Side Steel and Malleable Casting Company. The existing structures at the site were constructed prior to 1936, with the exception of an approximately 30-foot by 30-foot building constructed in 2015 on the east end of the facility after a previous building was destroyed by fire.

Sigma was retained by ACME in May of 1997 to assist with soil management during a process line replacement at ACME's facility. Based on the results of Sigma's early site investigation work, Sigma notified the WDNR of a release on ACME's behalf in January 1998. The WDNR responded in a letter on March 23, 1998 requesting additional site investigation and assigned case file BRRTS #02-41-183640. In December 2004, Sigma assisted ACME with a Tank System Site Assessment, which included the abandonment in-place of a 10,000-gallon fuel oil underground storage tank (UST). After temporary groundwater monitoring wells completed near the UST were determined to contain petroleum free product, Sigma notified WDNR of a release on ACME's behalf in January of 2005. The WDNR responded in a letter dated February 2, 2005 requesting additional site investigation and assigned a case file BRRTS # 03-41-540712.

4. INVESTIGATION PROCEDURES

Site investigation activities have been completed to further assess subsurface impacts first identified during Sigma's initial investigation activities and to better characterize the magnitudes and extents of those identified impacts. Investigation methods utilized by Sigma are described below as well as on the various WDNR forms included as appendices with this report. The locations of all soil borings, groundwater monitoring wells, piezometers, and sub-slab vapor sampling points are presented in **Figures 2 through 5**.

4.1 **Geoprobe® Soil Boring Installations.** On May 21, 1997, two direct-push (Geoprobe) soil borings (GP-4 and GP-5) were advanced to depths between 9 and 10 feet below ground surface (bgs) as part of a geotechnical evaluation within the footprint of a proposed new process line located within the western portion of the ACME facility (**Figure 3**). Soil samples were collected at each boring location with a hydraulically-driven Macro-Core® sampler. Sigma was present during the completion of the geotechnical borings to collect soil samples to coordinate off-site disposal of soils generated during the construction of the new process line.

Soil samples were described and submitted for laboratory analysis in general accordance with Sigma's standard operating procedures (SOP). Specifically, soil samples were described on the basis of color, texture, grain size, and plasticity, and classified in general accordance with the Unified Soil Classification System (USCS). One soil sample from each boring was submitted for laboratory analysis of RCRA metals and zinc. Soil samples were placed in laboratory-supplied containers, preserved if necessary, and transported in a cooler with ice to the environmental laboratory with a completed chain of custody document. Following soil sample collection, each soil boring was abandoned in accordance with ch. NR 141. Soil

classifications, descriptions, specific sampling intervals, and photoionization (PID) readings (where applicable) are presented on the soil boring logs (WDNR Form 4400-122) provided in **Appendix B**.

On September 15 and 16, 1997, six hollow stem auger soil borings (B-1, B-2, B-3, B-4/MW-1, B-5/MW-2, B-6/MW-3) were advanced to depths ranging between 25 and 27 feet bgs as part of the geotechnical evaluation prior to construction of the new process line. The HSA soil borings/monitoring wells were installed using split spoon sampling techniques and a truck mounted drill rig. Soil samples were collected at 2.5-foot intervals and described according to Sigma's standard operating procedure (SOP) described above. One soil sample per boring was submitted for laboratory analysis of RCRA metals and zinc. Soil borings B-4/MW-1, B-5/MW-2, B-6/MW-3 were completed as ch. NR 141 groundwater monitoring wells.

On December 3 and 4, 1997, soil borings B-8 and B-9 and soil borings/monitoring wells (MW-4, MW-5, and MW-6) were advanced to depths ranging from 16 to 32 feet bgs to further characterize the subsurface materials and distribution of soil and groundwater impacts detected at the site. One to two soil samples per boring were submitted for laboratory analysis of VOCs, after initial groundwater analytical results indicated VOC contamination might exist in soil.

On January 2,1998, three additional soil boring/monitoring wells (MW-7, MW-8, and MW-9) were installed to depths ranging from 30 to 32 feet bgs by hollow stem auger to further define soil and groundwater impacts (**Figures 3 and 4**). Two soil samples per boring were submitted for laboratory analysis of VOCs.

In December of 2004, Sigma completed a Tank System Site Assessment (TSSA), which included the abandonment in-place of a 10,000-gallon fuel oil underground storage tank (UST). The approximate location of the abandoned UST is shown on **Figure 2**. After evidence of a release was observed near the tank during the TSSA, Sigma returned to the site to advance additional soil borings near the former UST to further characterize soil and groundwater impacts associated with the historic operation of the UST system. Seven soil borings (B-1 (UST) through B-7 (UST)) were advanced on August 30, 2011 in the area surrounding the abandoned UST (**Figure 3**). Two samples per boring were submitted for laboratory analysis of VOCs and PAHs.

On July 2, 2015, as part of waste water treatment system updates, Sigma advanced two hand auger borings (HB-1 and HB-2) through the floor slab within the wastewater treatment system to assess a potential source of CVOC impacts (**Figure 2 and 3**). Three soil samples per boring were submitted for laboratory analysis of VOCs. In addition, two geotechnical borings (B-1 (GESTRA) and B-2 (GESTRA)) were completed by GESTRA Engineering, Inc within the footprint of a proposed building (previously destroyed by fire). During geotechnical boring advancement, Sigma was present to collect soil samples for soil management and site investigation purposes. Two samples per boring were submitted for laboratory analysis of VOCs.

On October 23, 2017, fifteen Geoprobe® soil borings (GP-1, GP-2, GP-3, GP-4a, GP-5a, GP-6, GP-7, GP-8, GP-9, GP-11, GP-12, GP-13, GP-14, GP-15, GP-16) were advanced to approximate depths of nine to 22 feet bgs to provide further site-specific subsurface geologic information and to obtain soil samples for laboratory analysis.

The soil borings were positioned to evaluate potential source areas including a former vapor degreaser, chrome plating line, and wastewater treatment area. The soil boring locations are shown on **Figure 3**. Three soil samples per boring were submitted for laboratory analysis of VOCs. Soil sample depths were chosen based on elevated PID readings or approximate groundwater elevation, as determined by interpretation of saturated soil conditions in Geoprobe soil samples.

Upon completion of soil sampling activities, soil borings not converted to groundwater monitoring wells were immediately abandoned with chipped bentonite in accordance with ch. NR 141. The soil boring abandonment forms can be found in **Appendix C**.

4.2 **Monitoring Well Installation.** Following the advancement of Geoprobe® soil borings B-1 through B-6, soil borings B-4, B-5, and B-6 were re-drilled using 8¼-inch outside diameter HSA drilling techniques. The boreholes were then completed as a ch. NR 141-compliant groundwater monitoring well (MW-1 through MW-3). Monitoring wells MW-1 and MW-2 were installed to a depth of 25 feet bgs and constructed with a 10-foot length of two-inch diameter PVC screen (0.010 machine slotted) connected to an appropriate length of two-inch diameter PVC riser pipe. Monitoring well MW-3 was installed to a depth of 26.5 feet bgs and constructed with a 10-foot length of two-inch diameter PVC slotted screen connected to an appropriate length of two-inch inside diameter PVC riser pipe. Filter sand was placed in the annular space between the borehole wall and the well screen from the bottom of the borehole to 1-foot above the top joint of the slotted screen. 1-foot of fine sand was then placed on top of the filter sand, followed by an appropriate amount of chipped bentonite to seal the annular space up to the surface. All monitoring wells were finished as a flush-mount wells with steel flush-mount well protectors around the wells. This installation procedure was followed for the installation of all ch. NR 141 compliant groundwater monitoring wells completed at the site.

On December 3 and 4, 1997, ch. NR 141 compliant groundwater monitoring wells MW-4, MW-5 and MW-6 were installed using 8¼-inch outside diameter HSA drilling techniques. The wells were completed to depths ranging from 27 to 32 feet bgs with 10-foot lengths of slotted PVC screen.

On January 2, 1998, ch. NR 141 compliant groundwater monitoring wells MW-7, MW-8 and MW-9 were installed using 8¼-inch outside diameter HSA drilling techniques. The wells were completed to depths ranging from 30 to 32 feet bgs with 10-foot lengths of slotted PVC screen.

In 2004, Sigma assisted ACME with the completion of a Tank System Site Assessment (TSSA), which included the abandonment in-place of a 10,000-gallon fuel oil underground storage tank (UST). To investigate the potential impacts associated with a release from the UST, Sigma advanced seven Geoprobe soil borings (B-1 (UST) through B-7 (UST)) in the area surrounding the UST on August 30, 2011. Soil borings B-1 (UST), B-2 (UST), B-3 (UST), and B-5 (UST) were completed as temporary groundwater monitoring wells. After the presence of petroleum free product was observed at all four temporary wells surrounding the UST, Sigma determined that the installation of ch. NR 141 compliant monitoring wells was warranted to further assess groundwater impacts in that area. In March 2012, ch. NR 141 compliant groundwater monitoring wells MW-1A through MW-5A were

installed using 8¼-inch inside diameter HSA drilling techniques. The wells were completed to a depth of 12.5 feet bgs with 10-foot lengths of slotted PVC screen.

On January 15, 2015, ch. NR 141 compliant groundwater monitoring wells MW-10, MW-11, MW-12, and MW-13 were installed using 8¼-inch outside diameter HSA drilling techniques to fill in gaps in the monitoring well network at the site. The wells were completed to a depth of 30 feet bgs with 15-foot lengths of slotted PVC screen.

On October 23, 2017, ch. NR 141 compliant groundwater monitoring wells MW-14, MW-15, and MW-16 were installed using 8¼-inch outside diameter HSA drilling techniques to provide additional groundwater monitoring points down-gradient of the suspected chlorinated hydrocarbon source areas within ACME's facility. The wells were completed to a depth of 30 feet bgs with 15-foot lengths of slotted PVC screen.

On December 22, 2017, ch. NR 141 compliant groundwater monitoring wells TW-1, TW-2, and TW-3 were installed within hand auger soil borings that were advanced along the banks of the Kinnickinnic River, which is located approximately 200 feet east of the site on Milwaukee County Property. These monitoring wells were installed to an approximate depth of 6 feet below ground surface and were completed with 2.5-foot lengths of slotted PVC screen placed to intersect the observed water table at each monitoring well location.

The monitoring well construction forms are attached as **Appendix D**.

4.3 **Piezometer Installation** Between February 12 and 14, 2018, ch. NR 141 compliant piezometers PZ-1, PZ-2, PZ-3, and PZ-4 were installed to assess whether groundwater contamination is present at depths greater than the existing monitoring well screens and to assess the magnitude and direction of vertical hydraulic gradients at the site. The piezometers were installed using double cased drilling techniques. Each of the piezometers was installed next to an existing monitoring wells to permit an evaluation of vertical hydraulic gradients. The piezometers were installed by advancing 8¼-inch outside diameter hollow stem augers to facilitate installation of 6-inch diameter threaded steel casing to a depth 5-feet below the well screen of the adjacent monitoring well. Next, a Portland cement grout was used to seal the annular space between the borehole wall and the outside of the steel casing. The cementing process prevented the vertical migration of contaminants within the annular space and provides stability for the second phase of drilling. The Portland cement grout was allowed to harden for at least 12 hours prior to beginning the second phase of drilling. Once the cement had hardened, clean water rotary drilling methods were employed to advance the borehole an additional 10-feet beyond the bottom of the steel casing. At the targeted depth, the drilling rods were extracted from the borehole and the piezometers were completed using 5-foot sections of slotted PVC screen and appropriate lengths of solid PVC riser pipe. Filter sand was placed around the PVC screen to a depth of one-foot above the top joint of the PVC screen. An additional one-foot of fine sand was placed above the filter sand followed by chipped bentonite to seal the annular space to the surface.

Piezometers PZ-1 and PZ-2 were installed next to the existing monitoring well MW-5A. The steel casing at piezometer PZ-1 was installed to a depth of 17.5 feet bgs, 5-feet below the bottom of the well screen of MW-5A. The well screen for PZ-1 was installed from the approximate depths of 23 to 28 feet below ground surface. The

steel casing for piezometers PZ-2, PZ-3, and PZ-4 was installed to an approximate depth of 35 feet bgs. The slotted PVC screen at PZ-2 was installed from approximately 40 to 45 feet bgs. The slotted PVC screen at PZ-3 was installed from approximately 42.5 to 37.5 feet below ground surface. Please note that the target depth of 45 feet could not be reached at PZ-3 due to drilling refusal at approximately 42.5 feet bgs. The slotted screen at PZ-4 was installed from approximately 39 to 44 feet bgs. Each of the piezometers was completed flush with the ground surface and finished with steel flush-mount protective covers.

4.4 **Monitoring Well and Piezometer Development.** Well development activities were completed in accordance with ch. NR 141 to remove fine sediment from the monitoring well casing and filter pack and to establish a hydraulic connection with the surrounding formation. The monitoring wells were developed by purging the wells dry three times with 15-minute intervals between each purge event or by purging ten well volumes of water from the well if the wells could not be purged dry. Monitoring wells MW-1 through MW-3 were developed on September 26, 1997. Monitoring wells MW-4 through MW-6 were developed on December 12, 1997. Monitoring wells MW-7 through MW-9 were developed on January 5, 1998. Monitoring wells MW-1A through MW-5A were developed on July 17, 2012. Monitoring wells MW-10 through MW-13 were developed in January 2015. Monitoring wells MW-14 through MW-16 were developed on November 27, 2017. Monitoring wells TW-1 through TW-3 were developed on January 4, 2018. Piezometers PZ-1 through PZ-4 were developed on February 16, 2018. The monitoring well development forms (WDNR Form 4400-113B) are presented in **Appendix E.**

4.5 **Surveying.** The elevations and locations of site features and soil borings and monitoring wells were surveyed by Sigma with a horizontal control accuracy of ±0.1 feet and a vertical accuracy of ±0.01 foot. Elevation data was referenced to a local USGS datum in feet above MSL. Monitoring wells MW-1A, MW-2A, MW-3A. MW-4A, MW-5A, MW-6, MW-7 MW-8, MW-9, MW-10, MW-11, MW-12, and MW-13 were surveyed August 9, 2017. Monitoring wells MW-14, MW-15, MW-16, TW-1, TW-2, and TW-3 were surveyed on January 25, 2018. Piezometers PZ-1, PZ-2, PZ-3, and PZ-4 were surveyed on March 5, 2018. The survey elevation data is presented with the groundwater elevation data (**Table 2**).

4.6 **Static Water-Level Measurements.** Prior to each groundwater sampling event, static water levels were obtained from the monitoring well network to determine the horizontal groundwater flow direction, calculate hydraulic and vertical gradients, and monitor temporal fluctuations in the water table. Groundwater levels were measured with an electronic water level indicator to the nearest one-hundredth of a foot and were referenced to the surveyed monitoring well top of casing elevation. The static water level measurements made during periodic site visits are presented in **Table 2.**

4.7 **Groundwater Sampling Program.** The groundwater samples collected from the monitoring well network were submitted for laboratory analysis of VOCs, PAHs, and / or select dissolved metals as follows:

- October 1, 1997 and October 31, 1997: Groundwater samples were collected from monitoring wells MW-1, MW-2, and MW-3; samples were submitted for laboratory analysis of dissolved RCRA metals and select VOCs.

- December 16, 1997: Groundwater samples were collected at monitoring wells MW-1, MW-2, MW-3, MW-4, MW-5, and MW-6; samples were submitted for laboratory analysis of VOCs.

- January 9, 1998: Groundwater samples were collected at monitoring wells MW-1, MW-2, MW-3, MW-4, MW-5, MW-6, MW-7, MW-8 and MW-9; samples were submitted for laboratory analysis of VOCs.

- January 20, 1999: Groundwater samples were collected at monitoring wells MW-1, MW-2, MW-3, MW-5, MW-6, MW-7, MW-8 and MW-9; samples were submitted for laboratory analysis of VOCs.

- July 17, 2012: Groundwater samples were collected at MW-1A, MW-2A, MW-4A, and MW-5A; samples were submitted for laboratory analysis of VOCs and PAHs.

- September 24, 2013: Groundwater samples were collected at groundwater monitoring wells MW-6, MW-7, and MW-8; samples were submitted for laboratory analysis of VOCs.

- October 2, 2013: A groundwater sample was collected at groundwater monitoring well MW-9; the sample were submitted for laboratory analysis of VOCs.

- February 4, 2015: Groundwater samples were collected at groundwater monitoring wells MW-10, MW-11, MW-12, MW-13; samples were submitted for laboratory analysis of VOCs and PAHs.

- August 9, 2017: Groundwater samples were collected at groundwater monitoring wells MW-1A, MW-2A, MW-4A, MW-5A, MW-6, MW-7, MW-8, MW-9, MW-10, MW-11, MW-12, and MW-13; samples were submitted for laboratory analysis of VOCs

- December 1, 2017: Groundwater samples were collected at monitoring wells MW-1A, MW-2A, MW-4A, MW-5A, MW-6, MW-7, MW-8, MW-9, MW-10, MW-11, MW-12, MW-13, MW-14, MW-15, and MW-16; samples were submitted for laboratory analysis of VOCs.

- January 5, 2018: Groundwater samples were collected at monitoring wells TW-1, TW-2, and TW-3; samples were submitted for laboratory analysis of VOCs.

- February 21, 2018: Groundwater samples were collected at groundwater monitoring wells MW-1A, MW-2A, MW-4A, MW-5A, MW-6, MW-7, MW-8, MW-9, MW-10, MW-11, MW-12, MW-13, MW-14, MW-15, MW-16, TW-1, TW-2, and TW-3 and piezometers PZ-1, PZ-2, PZ-3, and PZ-4; samples were submitted for laboratory analysis of VOCs.

- March 26, 2018: Collection of a groundwater samples at monitoring wells MW-1A, MW-7, MW-12, MW-15, and TW-2 and at piezometer PZ-4. Groundwater samples from each location was submitted for laboratory analysis of dissolved methane, ethane, and ethene to assess the potential biodegradation of chlorinated

hydrocarbons in groundwater. A groundwater sample from piezometer PZ-4 was submitted for laboratory analysis of VOCs to confirm results from the previous sampling event in February 2018.

The groundwater samples collected for VOC and PAH analysis were collected with a new disposable bailer at each location. Dissolved metals samples (filtered with a 0.45-micron disposable filter) were collected with a peristaltic pump with new tubing used at each well. Additionally, duplicate, equipment blank, and/or trip blank samples were submitted for quality assurance/quality control purposes. Duplicate groundwater samples are collected as a means to measure laboratory precision. Trip and field blanks are analyzed to determine if contaminants infiltrated the sample during transportation or field procedures. Groundwater samples were placed into laboratory-supplied sample containers, labeled, placed in a cooler with ice, and submitted under chain-of-custody documentation to the contracted laboratory for analysis of VOCs by EPA Method 8260, PAHs by EPA Method 8270, and dissolved metals by EPA Method 6010.

4.8 **Investigative Waste Management.**
The decontamination water, monitoring well development water, and purge water generated during the investigation procedures was containerized in 55-gallon Department of Transportation (DOT)-approved drums. The water generated site investigation activities completed through 1999 was transported to National Tank Service.

The auger soil cuttings generated during site investigation activities through 1999 were containerized in 55-gallon Department of Transportation (DOT)-approved drums. Auger spoils were staged on site and were disposed of concurrent with excavation activities during the time of facility construction activities.

During recent site investigation activities (2011-present), soil cuttings and any purge or development water has been staged in 55-gallon drums on site pending coordination of off-site disposal.

4.9 **Sub-slab Vapor Sampling Program.** To evaluate the potential vapor risk associated with VOC contamination identified in the soil and groundwater site investigation activities, Sigma conducted a limited sub-slab vapor evaluation within the site building. On March 23, 2017, four sub-slab vapor points VP-1, VP-2, VP-3, VP-4 through the building floor slab in accordance with WDNR guidance. The vapor sampling ports were installed at the locations presented on **Figure 5** using a ½-inch drill bit to drill a hole through the concrete floor slab and inserting a ½-inch diameter brass Vapor Pin® into the hole. The surface seal was leak-checked using a water dam.

The Vapor Pins were allowed to equilibrate for 24 hours after installation and were purged with a PID for 10 minutes prior to sampling on July 2, 2014. The sub-slab vapor samples were collected from each vapor pin using laboratory certified, flow-regulated 6-liter SUMMA canister with a 30-minute flow control valve. A shut-in test was performed on the sample train to ensure no leakage of ambient air into the tubing or Summa canister. To perform the shut-in test, the flow controller was connected to the Summa canister at one end and sealed shut at the other end. The Summa

canister was opened for 10 to 15 seconds to equilibrate with the air volume within the flow regulator and then closed. Once the Summa canister was closed, the pressure meter on the flow regulator was watched for 3 to 5 minutes to note any change in pressure. A change in pressure would indicate a loose fitting or leakage and the sample train would then be reassembled and retightened to close any leaks. A stable pressure indicates the sample train is sealed and no leaks are present. The vapor sample was submitted for laboratory analysis of VOCs by EPA Method TO-15.

4.10 **Hydraulic Conductivity Testing.** In-situ hydraulic conductivity testing (slug testing) was performed at the site on March 23 and 24, 2018 at three of the site groundwater monitoring wells and three of the piezometers. The purpose of the slug testing was to estimate the saturated hydraulic conductivity of the subsurface materials surrounding the well screens. The monitoring wells/piezometers chosen to complete the testing were MW-7, MW-9, MW-6, PZ-2, PZ-3, and PZ-4. The monitoring wells and piezometers were selected based on their representative locations across the site, depth to groundwater and well depths, and their proximity to the location of the detected groundwater impacts.

The general slug test procedure includes instantaneously removal of a bailer of water from the well with subsequent monitoring of the water level recovery over time. The saturated hydraulic conductivity of the aquifer material is a function of the rate of water level change and the well geometry.

Prior to starting the slug test, the static water levels in each of the wells was recorded. A Solinst® Levelogger® pressure transducer was then placed in each well to record change in water level over time. To begin the slug test, a new disposable bailer was lowered into each well at a level below the static water level and allowed to fill with water. Following placement of the pressure transducers and bailers, the water levels in the wells were allowed to equilibrate and were measured periodically with a water level indicator until the water levels had stabilized. At a pre-set time, the transducers began recording pressure readings, at which time the bailers, with a volume of one liter (approximately a quarter of a gallon), were removed from each well. The transducers recorded pressure readings at predetermined time intervals for the next 6 to 24 hours as the water levels in the well stabilized.

Following test completion, the Bouwer, H., and R.C. Rice method[1] was used to analyze the data recorded during the test. The analyses were performed with a computer program, "Aquifer Test, Version 3.5," developed by Waterloo Hydrogeologic, Inc.

For tests where the static water level was present within the screened interval of the well, the thickness and porosity of the sand pack around the well were taken into account in the analyses of the data. A uniform aquifer thickness of 100 feet was assumed for each well location because the exact thickness of the aquifer at each location is unknown and the aquifer thickness does not have a significant influence

[1] Bouwer, H., and R.C. Rice, 1976. A slug test for determining hydraulic conductivity of unconfined aquifers with completely or partially penetrating wells. Water Resource Research. 12: 423-428.

on the slug test analytical results when the Bouwer and Rice method is used to analyze the data. The hydraulic conductivity data is presented in **Appendix F.**

5. INVESTIGATION RESULTS

The geology beneath the site was characterized during the drilling activities described above. The hydrogeology, including horizontal direction of groundwater flow and horizontal and vertical hydraulic gradients, was determined from water level measurements recorded during the groundwater sampling events. Soil, groundwater, and vapor quality in the subsurface at the site were evaluated based on the results of field observations and analytical results of soil, groundwater, and vapor samples. The following is a discussion of the site-specific physical and chemical characteristics of the soil, groundwater, and vapor.

5.1 Physical Conditions.

5.1.1 Site Geology. In general, the site is covered by a variety of surface caps including asphalt drive/parking lots, and building floor slabs. The subsurface lithology at the site generally consists of approximately 1 to 2 feet of concrete or asphalt and compacted traffic bond which overlies reworked sandy silts and clays with varying amounts of gravel and possible foundry material. This fill layer was encountered at nearly all of the soil borings and is present to depths ranging from 2.5 feet bgs at the western edge of the site to approximately 20 feet at the eastern edge of the site.

A native interbedded sandy clay and silty sand underlies the fill layer in most areas of the site. In the southwest corner of the site, a tight clay layer overlies this interbedded sandy clay and silty sand from approximately 6 to 14 feet bgs. This clay layer is likely responsible for the presence of perched groundwater observed in this area of the site.

Bedrock was not encountered in any of the soil borings, but according to the WGNHS maps "Preliminary Bedrock Geologic Map of Milwaukee County, Wisconsin" (2004) and "Preliminary Depth of Bedrock Map of Milwaukee County, Wisconsin" (2004), Silurian Dolomite would likely be encountered at depths of approximately 50 to 100 feet bgs.

Specific soil characteristics and depths encountered during Sigma's drilling activities are shown on the soil boring logs provided in **Appendix B**. A cross section location map is provided as **Figure 6A**, which depicts the location of cross section A-A' (west to east, **Figure 6B**).

5.1.2 Site Hydrogeology. Water level data for the site monitoring wells and piezometers are summarized in **Table 2.** Groundwater is typically found within 4 to 25 feet bgs at the site, and groundwater is generally found at greater depths in the eastern portion of the site. Based on water level measurements collected during site visits, the depth to groundwater within individual wells is fairly stable, with maximum total changes in water levels of less than five feet over the course of Sigma's site investigation. Water level fluctuations are assumed to reflect seasonal and weather-dependent variations in groundwater recharge. In general, shallow groundwater flows to the east or northeast towards the nearby Kinnickinnic River. Water elevations measured within piezometers indicate deeper groundwater flow also occurs in a northeasterly

direction towards the Kinnickinnic River. Water table elevation maps and piezometric surface elevation maps are provided as **Figure 7A, 7B, and 8**.

Vertical gradients calculated for piezometer/monitoring well pairs indicate vertical gradients across the site are either flat or slightly downward. The magnitude of vertical gradients measured were approximately 0.28 (downward) at PZ-4/MW-15, -0.033 (slightly upward) at PZ-3/MW-9, and 0.088 (slightly downward) at (PZ-1/PZ-2). Please note that the piezometric elevations measured at PZ-1 and PZ-2 were not compared to the water level measured at MW-5A due to perched conditions at MW-5A.

In the southwestern portion of the site, perched groundwater was observed, and is reflected in the elevated water levels in monitoring wells MW-1A through MW-5A. Monitoring wells MW-1A, MW-2A, MW-3A, MW-4A, and MW-5A are constructed to a depth of approximately 12.5 feet bgs in a tight clay layer that is present in that area of the site. Further evidence of locally perched groundwater is the observation that the well screen of piezometer PZ-1 intersects the water table at an elevation consistent with the measured groundwater level in nearby monitoring well MW-11, suggesting PZ-1 is screened across the true water table, and the levels measured in monitoring wells MW-1A through MW-5A are reflective of perched groundwater conditions. Further to the east on the site, perched groundwater was not observed, likely due to the absence of a tight clay layer. Instead, a coarser-grained surficial fill material is present near the surface, and the native material encountered at depth has more sand and silt relative to the tight clay near the surface in the southwestern portion of the site.

The horizontal hydraulic gradient calculated for the site using 2018 groundwater elevation data is approximately 0.025 to 0.05 feet per foot (ft/ft). Hydraulic conductivity (slug) testing was completed at the site in monitoring wells MW-7, MW-9, MW-11, and piezometers PZ-2, PZ-3, and PZ-4. The measured hydraulic conductivity values for the six wells tested are 9.7 x 10^{-5} centimeters/second (cm/s), 9.5 x 10^{-5} cm/s, 6.3 x 10^{-5} cm/s, 2.0 x 10^{-4} cm/s, 7.9 x 10^{-6} cm/s, 3.4 x 10^{-5} cm/s, 2.0 x 10^{-4} cm/s respectively. The average hydraulic conductivity of the three monitoring wells that were tested is 8.5 x 10^{-5} cm/s. The average hydraulic conductivity of the three piezometers tested is 8.1 x 10^{-5} cm/s. Based on the hydraulic conductivity testing results, it appears that hydraulic conductivity values are consistent across the site, as well as with depth. The average linear groundwater flow velocity for the shallow zone of the saturated material is determined by the formula:

$$V = \frac{Ki}{n_e}$$

Where:

V = groundwater flow velocity (feet/day)
K = hydraulic conductivity (feet/day)
i = average horizontal hydraulic gradient across site (ft/ft)
n_e = effective porosity of soil (%) (Freeze and Cherry, 1989)

The calculated average groundwater linear velocity using an average hydraulic conductivity value of 8.3 x 10^{-5} cm/s which is equal to 0.235 feet/day, the

calculated horizontal gradient of 0.025 to 0.05 ft/ft, and an assumed effective porosity of 0.3 is approximately 0.0313 to 0.047 feet/day, which is equivalent to approximately 7.1 to 14.3 feet per year.

5.1.3 Petroleum Free Product. Petroleum free product was observed within soil at soil borings B-1 (UST), B-4 (UST), B-5 (UST), and B-7 (UST) (**Figure 3**). The thickness of free product measured in temporary groundwater monitoring wells completed in soil borings B-1 (UST), B-2 (UST), B-3 (UST), and B-5 (UST) ranged from 0.1 feet at B-2 (UST) and B-5 (UST) to 0.15 feet at B-3 (UST) to 2 feet at B-1 (UST). Soil boring B-1 (UST), which had the greatest measured thickness of free product, was located directly adjacent to the abandoned UST (**Figure 2**). A layer of free product has been repeatedly detected within ch NR 141 compliant monitoring well MW-3A, which was installed to provide a permanent replacement to the temporary well at soil boring B-1 (UST) (**Figure 4**).

A petroleum free product recovery program was implemented in May 2016 to reduce the volume of free product present in the subsurface. ACME staff used a bailer to remove liquid from monitoring wells MW-1A, MW-2A, and MW-3A (**Figure 4**) monthly and keep a log of the volume of product removed during each event. Product that is recovered is stored in a steel 55-gallon drum staged on site. Free product is regularly recovered from monitoring well MW-3A, while no product has been observed or recovered at monitoring wells MW-1A or MW-2A. To date, less than ten gallons of product has been recovered from monitoring well MW-3A.

5.2 Analytical Results. Field screening and laboratory analytical data collected during Sigma's site investigation activities were used to evaluate current soil, groundwater, and vapor quality conditions beneath the site and to evaluate the potential effects of the petroleum hydrocarbon impacts to human health and the environment. The laboratory analytical results for soil, groundwater, and vapor samples and a comparison to the ch. NR 720 RCLs for the protection of groundwater and direct contact (for industrial land use) pathways for soil samples, ch. NR 140 groundwater Enforcement Standards (ESs) and Preventive Action Limits (PALs) for groundwater samples, and Vapor Action Levels (VALs) and Vapor Risk Screening Levels (VRSLs) from WDNR publication PUB-RR-800 for vapor samples are discussed below.

5.2.1 Soil Quality Results. The field screening and laboratory analysis results of soil samples collected at the site are summarized below. Over the course of the site investigation, Sigma collected a total of 98 soil samples from 46 soil borings. Soil samples collected were submitted to for laboratory analysis of VOCs and / or PAHs and / or metals. The soil quality data is summarized below:

- VOCs - Select VOCs were reported at concentrations greater than the laboratory limit of detection within 68 of the 91 soil samples submitted for analysis of VOCs. Of those, 58 soil samples contained VOCs at concentrations greater than RCLs. The RCL exceedances include:
    - Select VOCs at concentrations greater than the groundwater pathway RCL within soil samples: MW-6 (8-10), MW-6 (16-18), MW-7 (3-5), MW-7 (23-25), MW-8 (13-15), MW-8 (23-25), MW-9

(21-23), B-2 (UST) (2-4), B-3 (UST) (2-4), B-6 (UST) (4-6), B-7 (UST) (2-4), B-7 (UST) (4-6), MW-10 (0-2.5), MW-11 (5-7.5), MW-11 (15-17.5), MW-13 (2.5-5), HB-1 (0-2), MW-11 (5-7.5), MW-11 (15-17.5), MW-13 (2.5-5), HB-1 (0-2), HB-1 (2-4), HB-1 (6-8), HB-2 (2-4), HB-2 (4-6), HB-2 (8-10), B-1 (GESTRA) (3.5-5), B-1 (GESTRA) (6-7.5), B-2 (GESTRA) (8.5-10), B-2 (GESTRA (13.5-15), GP-1 (2-4), GP-1 (10-12), GP-1 (20-22), GP-2 (2-4), GP-2 (6-8), GP-2 (12-14), GP-3 (2-4), GP-3 (10-12), GP-3 (14-15), GP-4a (2-4), GP-4a (4-6), GP-4a (8-10), GP-5a (2-4), GP-5a (4-6), GP-5a (8-10), GP-6 (2-4), GP-6 (8-10), GP-7 (2-4), GP-7 (4-6), GP-8 (2-4), GP-8 (4-6), GP-9 (2-4), GP-11 (1-3), GP-11 (3-5), GP-12 (2-4), GP-12 (4-6), GP-12 (12-14), GP-13 (0-2), GP-13 (6-8), GP-13 (10-12), GP-15 (2-4), GP-16 (6-8), and GP-16 (10-12).

- TCE was reported at concentrations greater than the industrial direct contact RCL within soil samples: HB-1 (6-8), GP-3 (14-15), GP-7 (2-4), GP-7 (4-6), GP-11 (1-3), GP-12 (2-4), GP-12 (4-6), GP-12 (12-14), GP-13 (0-2). No other VOC constituents were detected at concentrations greater than ch. NR 720 RCLs for industrial direct contact.

The areas most impacted by CVOCs, as indicated by an exceedance of the industrial direct contact RCL for TCE, are generally located beneath the eastern portion of ACME's facility, near the center of the site as shown in **Figure 2**. Areas where TCE is greater than the industrial direct contact RCL are likely near source areas of the historic release or releases of TCE beneath ACME's facility.

- PAHs – Fourteen soil samples (two samples each from B-1 (UST) through B-7 (UST)) were submitted for laboratory analysis of PAHs. Of those, ten soil samples contained PAH concentrations greater than the LOD. Eight soil samples contained PAH concentrations at concentrations greater than ch. NR 720 RCLs. The RCL exceedances include:
  - Select PAHs at concentrations greater than the groundwater pathway RCL within soils: B-1 (UST) (2-4), B-1 (UST) (6-8), B-2 (UST) (2-4), B-2 (UST) (6-8), B-3 (UST) (6-8), B-4 (UST) (4-6), B-5 (UST) (4-6), and B-7 (UST) (4-6).
  - PAHs benzo(a)pyrene, 1-methylnapthalene, and naphthalene were detected at concentrations greater than their respective industrial direct contact RCLs in soil sample B-1 (UST) (6-8). Benzo(a)pyrene was also detected at a concentration greater than its industrial direct contact RCL in soil sample B-3 (UST) (6-8)

Petroleum free product (fuel oil) and fill containing possible foundry material was observed at or near soil boring locations B-1 (UST) through B-7 (UST), which are likely the sources of PAHs detected in soil samples submitted for laboratory analysis from those borings.

- Metals – Eight soil samples were submitted for laboratory analysis of RCRA metals and zinc. Detections of metals were noted in all eight soil samples. Each of the eight soil samples were reported to contain metals at concentrations greater than ch. NR 720 RCLs for the protection of

groundwater. Two soil samples were reported to contain metals at concentrations greater than the industrial direct contact RCL. The direct contact RCL exceedances include arsenic and lead is soil sample GP-4 (1-3) and lead in soil sample B-6/MW-3 (2-10).

Soil quality data obtained from completed site investigation activities are summarized in **Table 1.** A map showing the magnitude and extent of chlorinated VOC (CVOC) soil impacts is shown **Figure 9**. Copies of the soil laboratory analytical reports are provided in **Appendix G**.

5.2.2 Groundwater Quality Results. The laboratory analytical results of groundwater samples collected at the site are summarized in **Table 3** and **Figure 10**; groundwater laboratory analytical reports are included in **Appendix H**. The details of Sigma's groundwater sampling program are presented in Section 4 of this report. Consistent with soil quality data, CVOC impacts to groundwater are fairly widespread across the site and extend onto the adjacent Milwaukee County land to the east. Detected CVOCs indicate that chlorinated ethenes and ethanes are present in groundwater at concentrations greater than their respective ch. NR 140 Enforcement Standards (ESs). Impacts are generally more significant in the central and eastern portions of the site, which is consistent with the observed groundwater flow direction and suspected contaminant source areas.

- TCE. Based on the groundwater analytical data collected, it appears that a plume of TCE impacted groundwater originates from roughly the center of ACME's facility. This corresponds with soil analytical data showing elevated concentrations of TCE in the areas of the former vapor degreaser and waste water treatment system in ACME's facility. The TCE plume extends from ACME's facility to the northeast, until is abuts the Kinnickinnic River near monitoring wells TW-1, 2, and 3.

- 1,1,1-TCA. Groundwater impacted by 1,1,1-Trichloroethane (1,1,1-TCA) is present in perched groundwater in the vicinity of MW-5A. Although no other monitoring wells were found to contain 1,1,1-TCA at concentrations greater than regulatory standards, detections of 1,1,1-TCA were present in monitoring wells down-gradient of MW-5A.

- PVOCs. Detections of benzene at a concentration greater than its ch. NR 140 Preventative Action Limit (PAL) was detected within samples collected at monitoring well MW-9 and MW-4A during the most recent sampling event. Given the lack of repeated detections of benzene, it appears the impacts from benzene are minimal, and are likely the result of small fuel releases due to heavy vehicle traffic on site. Petroleum free product (fuel oil) is present in perched groundwater in the vicinity of MW-3A, but dissolved phase PVOC constituents were not detected routinely in down-gradient monitoring wells.

- PAHs. Detections of select PAHs at concentrations greater than their respective ch. NR 140 PALs and ESs were detected within groundwater samples from monitoring wells MW-4A, MW-5A, MW-6, MW-7, MW-8, MW-11, MW-12, and MW-13. The source of PAHs detected within

samples collected at monitoring wells MW-4A and MW-5A is likely the petroleum free product that is present on top of the water table nearby. The source of PAHs detected within groundwater samples collected from monitoring wells MW-6, MW-7, MW-8, MW-11, MW-12, and MW-13 is likely the fill material present across the site, which was observed to contain possible foundry material. It is important to note that all groundwater samples submitted for PAH analysis were collected using disposable bailers, which likely resulted in the collection of turbid samples. Turbidity in samples could be responsible for the elevated PAH concentrations detected within groundwater samples, as PAHs are known to sorb to soil particles and do not easily dissolve in groundwater. Future groundwater samples submitted to confirm the presence of PAHs will be collected using low flow techniques to minimize turbidity.

A detailed summary of the analytical results for CVOCs in groundwater is presented below:

- Chlorinated ethenes: The most recent data from the ch. NR 141 compliant monitoring well network indicates the following groundwater impacts greater than ch. NR 140 ESs or PALs:
  - PCE – A ch. NR 140 PAL exceedance was reported at MW-4A, which has previous reported PAL exceedances for PCE. No exceedances were reported for other monitoring wells.
  - TCE – Ch. NR 140 ES exceedances were reported at monitoring wells MW-4A, MW-8, MW-14, MW-15, MW-16, TW-2, and TW-3. The current highest concentration is 94 micrograms per liter (μg/L) at MW-15. Ch. NR 140 PAL exceedances were reported at MW-1A, MW-6, MW-9, TW-1, and PZ-4.
  - cis-1,2-dichloroethene (cis-1,2-DCE) – Ch. NR 140 ES exceedances were reported at monitoring wells MW-5A and MW-7. The current highest concentration is 450 μg/L at MW-7, which is located at the lateral edge of the TCE plume. Ch. NR 720 PAL exceedances were reported at MW-6, MW-16, and TW-3.
  - trans-1,2-dichloroethene (trans-1,2-DCE) – Ch. NR 140 ES exceedances were reported at MW-7 only, with a reported concentration of 670 μg/L. No ch. NR 140 PAL exceedances were reported during the last sampling event.
  - Vinyl chloride (VC) – Ch. NR 140 ES exceedances were reported at MW-4A, MW-6, MW-7, MW-9, MW-12, and MW-16. The current maximum concentration is 24.9 μg/L at MW-7. No ch. NR 140 PAL exceedances were reported during the most recent sampling event.

5.2.3 Evidence of Natural Attenuation of CVOCs. The presence of daughter products cis-1,2-DCE, trans-1,2-DCE, and VC as described above is a strong indication that chlorinated ethene parent compounds - PCE (to a lesser extent) and TCE - are reductively dechlorinating. The typical reductive dechlorination process occurs under anaerobic conditions and successively removes a chlorine atom along each step as follows: PCE (C_2Cl_4) → TCE (C_2HCl_3) → cis-1,2-DCE ($C_2H_2Cl_2$) or trans-1,2-DCE ($C_2H_2Cl_2$) → VC (C_2H_3Cl).

- Chlorinated ethanes:

- 1,1,1-TCA – Ch. NR 140 ES exceedances were reported at MW-5A, with a concentration of 9,400 μg/L. No other exceedances of either the ES or PAL were reported for any additional wells.
- 1,1-dichloroethane (1,1-DCA) – No ch. NR 140 ES were reported, however a PAL exceedance was reported at MW-5A.
- 1,2-dichloroethane (1,2-DCA) – No ch. NR 140 ES or PAL exceedances were reported.
- 1,1-dichloroethene (1,1-DCE) – A ch. NR 140 ES exceedance was reported at MW-5A, with a concentration of 127 μg/L. A ch. NR 140 PAL exceedance was also reported at MW-1A.

The presence of daughter products 1,1-DCA, 1,2-DCA, and 1,1-DCE indicates that chlorinated ethane parent compound 1,1,1-TCA is being degraded naturally at the site. 1,1,1-TCA appears to be degrading via two pathways:

- 1,1,1-TCA ($C_2H_3Cl_3$) can reductively dechlorinate into 1,1-DCA ($C_2H_4Cl_2$) with some nominal concentrations of the isomer 1,2-DCA ($C_2H_4Cl_2$), and
- 1,1,1-TCA ($C_2H_3Cl_3$) can also abiotically degrade into 1,1-DCE ($C_2H_2Cl_2$), which in turn can reductively dechlorinate into VC (C_2H_3Cl).

Daughter products of TCE and 1,1,1-TCA (cis- and trans-1,2,dichloroethene, 1,1-dichloroethane, 1,1-dichloroethene, and vinyl chloride) were regularly detected in site monitoring wells, and appear at their maximum concentrations at the lateral edges of the TCE and 1,1,1-TCA plumes. The presence of daughter products suggests reductive dechlorination of TCE and 1,1,1-TCA is occurring in groundwater.

To further assess the possibility of natural attenuation in groundwater, Sigma measured the presence of chemical conditions that support reductive dechlorination. Sigma collected dissolved oxygen, ferrous iron, redox potential, and dissolved methane/ethane/ethene data during select recent groundwater sampling events. The early results suggest that natural attenuation of chlorinated hydrocarbons is likely occurring in groundwater, but the results are not conclusive. Specifically:

- Dissolved oxygen was less than 1.0 mg/L at 16 of the 22 wells sampled during the last groundwater sampling event, which is favorable for reductive dichlorination.
- Ferrous iron was detected at 6 of 22 wells sampled during the most recent sampling event, which is also favorable for reductive dichlorination.
- Redox potentials measured within site monitoring wells were relatively high (>100 mV), with the exception of MW-9, which had a reading of -124.6 mV. Redox potentials below 50 mV are generally considered favorable for reductive chlorination.
- Dissolved methane gas was detected at concentrations greater than the laboratory limit of quantification in 5 of 6 samples collected, suggesting that methanogenesis is likely occurring in groundwater. Evidence of significant rates of methanogenesis would suggest that conditions ae favorable for applying natural attenuation as a remedial solution to address

CVOCs in groundwater at the site.

Additional groundwater monitoring is needed to further establish trends in these parameters and confirm effective rates of natural attenuation will effectively address the residual impacts and position the site for closure. Future groundwater monitoring at the site will include measurement of in-situ chemical parameters analysis of methane/ethane/ethene samples. Field measurements and analytical results of Sigma's natural attenuation assessment are summarized in **Table 4.**

5.2.4 Vapor Quality Results. One SSV sample was collected at each of four sub-slab vapor sampling points (VP-1 through VP-4, shown on **Figure 5**) as part of Sigma's site investigation. Reported concentrations of TCE and chloroform exceed the established vapor screening levels at sampling location VP-2. Reported concentrations of TCE exceed the vapor screening level at sampling location VP-3. The locations of VP-2 and VP-3 correspond to suspected source areas of CVOCs within ACME's facility. The vapor quality data is summarized in **Table 5**. Copies of the vapor laboratory analytical reports are provided in **Appendix I**.

6. INVESTIGATION CONCLUSIONS

Based on the information collected by Sigma during the completion of the subsurface soil, groundwater, and vapor investigation activities at ACME Galvanizing. Measurable concentrations of CVOCs associated with the historic operation of ACME's facility have impacted soil and groundwater on the site. Based on the sampling information and investigation activities completed to date, Sigma concludes the following:

- The subsurface lithology at the site generally consists of a shallow fill layer ranging in thickness from 2.5 to approximately 20 feet. The fill is comprised of reworked sandy silts and clays with varying amounts of gravel and possible foundry material. Beneath the fill material, native silty sand and sandy clay is present to the termination depths of the soil borings advanced. No bedrock was encountered during site investigation activities, but it estimated to be present at depths between 50 and 100 feet bgs beneath the site.

- Groundwater flow is consistently to the east/northeast towards the Kinnickinnic River. Groundwater elevations fluctuate slightly over time, but the overall groundwater flow direction has remained constant. Based on the results of hydraulic conductivity testing and assessment of hydraulic gradients, the average linear velocity of groundwater is estimated to be between 7.1 and 14.3 feet/year.

- Soil quality data indicates that select VOCs, PAHs, and RCRA metals are present within soil at concentrations greater than ch. NR 720 RCLs. The point source (not fill related) impacts have been defined and are located primary beneath ACME's facility and in the areas immediately adjacent. Based on review of extensive soil analytical data collected on site, including from beneath ACME's facility, the source of CVOC soil and groundwater contamination appears to originate beneath the building slab in the eastern portion of the facility, near the historic vapor degreaser and waste water treatment area. Given the depth at

which elevated concentrations of TCE were detected (up to 14' bgs), and the distance it has traveled in groundwater, is likely that the release of TCE was not recent.

- Groundwater quality data indicates that CVOC and PAH groundwater impacts at concentrations greater than ch. NR 140 ESs and PALs are present at the site. The CVOC impacts originate beneath ACME's facility and extend eastward (down-gradient) to the eastern property boundary and beyond, towards the Kinnickinnic River. The identified PAH impacts are widespread and are likely related to the presence of petroleum free product (fuel oil) and fill containing possible foundry material in the subsurface at the site.

- Detections of daughter products from the degradation of TCE and 1,1,1-TCA suggest natural attenuation by reductive dechlorination is likely occurring on site. Limited field measurements of dissolved oxygen, ferrous iron, redox potential, and analysis of dissolved methane/ethane/ethene in groundwater samples were inconclusive in confirming the presence of favorable conditions for reductive dechlorination. Additional groundwater monitoring data is required to assess the effectiveness of natural attenuation as a remedial strategy.

- Vapor quality data collected from beneath the floor slab of ACME's facility indicates that TCE and chloroform vapors are present at levels greater than established vapor screening levels.

- The extent of impacts to soil, groundwater, and vapor have been adequately defined, including groundwater impacts which extend off-site to the east.

7. REMEDIAL ACTION PLAN

A remedial action options assessment was conducted to evaluate the remedial actions that would effectively address the identified site impacts while meeting constraints such as technical feasibility, economics, timeframe, and sustainability. A remedial action options assessment matrix summarizing the selection process is included as **Table 6**. It was determined that the following actions will be taken at site to address risks to human health and the environment from impacts originating at ACME's property.

7.1 **Remedial Action Objectives.** The remedial action objectives for the site include the following:

- Reduce the mass of identified CVOC constituents (primarily TCE) within the "hot-spot" of soil impacts beneath suspected CVOC source areas within ACME's facility. Reducing the source area contaminant mass within soil will reduce the risk of potential continued releases to shallow groundwater thereby 1) reducing groundwater plume dimension and allowing natural attenuation processes to more effectively reduce the CVOC impacts to concentrations below regulatory concerns within a reasonable timeframe and 2) reduce risk of vapor intrusion to the existing building at the site.

- Reduce the mass of identified CVOC constituents (primarily 1,1,1-TCA) in

shallow perched groundwater near monitoring well MW-5A. Reduction of the contaminant mass in this area will address the potential risk of downward migration of contaminants to the water table.

- Reduce the mass of identified contaminants (primarily TCE, 1,1,1-TCA and their daughter products) in groundwater through monitored natural attenuation.

- Reduce the mass of fuel oil free product present in the shallow subsurface near the abandoned UST.

- Address the potential vapor intrusion risk.

7.2 **Soil Contaminant Source Reduction and Vapor Intrusion Mitigation.** To reduce the mass of CVOCs (primarily TCE) present in soils serving as a continuing contaminant source to groundwater and for the mitigation of vapor intrusion, a combined sub-slab depressurization (SSD) and soil vapor extraction (SVE) system (or systems) beneath the existing building slab are proposed. The location of the system (shown conceptually on **Figure 11**) will correspond to suspected source areas of CVOC soil contamination that were identified during Sigma's site investigation activities. The SVE/SSD design process will include sub-slab communication testing (SVE pilot testing) within areas proposed for the SSD/SVE system. The proposed design will also accommodate existing machinery and process lines within the ACME facility, while accomplishing the stated objective of reducing contaminant mass in the subsurface and mitigating the vapor risk. The system design will likely include the installation of 10 to 20 vertical soil vapor extraction wells plumbed to riser pipes and connecting to blower fans at the building exterior. The SVE wells will be screened across regions of identified CVOC impacts and will be placed based on the results of the SVE pilot test and site accessibility. Additional extraction points may be installed as needed toward the periphery of the identified CVOC source areas based on additional sub-slab communication testing results.

Performance of the proposed SVE components will be evaluated by monitoring SVE system exhaust at system startup and periodically following activation. System performance will be evaluated based on concentrations of contaminants of concern. Continued operation of the SVE system will be evaluated based on trends in contaminant concentrations within the system exhaust and remaining vapor intrusion risk associated with residual impacts.

A sub-slab depressurization system is recommended to address the vapor intrusion risk. While the SVE system is intended to remediate the source area impacted soil, the SSD system will address the potentially longer term risk associated with residual impacts by preventing volatile vapors from entering the ACME facility after SVE system operation is complete. To assess the permeability of the shallow sub-slab soil and allow for the design of an effective SSD system, a separate round of sub-slab communication testing will be performed prior to designing the SSD system. The SSD system will be designed and installed concurrently with the SVE system, but the SSD system will only be operated once the SVE system is no longer effectively removing contaminants and has been decommissioned.

7.3 **In-Situ Contaminant Reduction of Impacted Perched Groundwater Near MW-5A.** To reduce the mass of CVOCs (primarily 1,1,1-TCA and TCE) within the shallow perched groundwater near MW-5A, Sigma proposes to use in-situ contaminant reduction (ISCR) via chemical reagent injection. The proposed ISCR reagent selected for injection will be either Oxygen BioChem (OBC®) or Anaerobic BioChem (ABC®) a product that combines chemical oxidants and electron acceptors for longer-term biological oxidation. Product information for both OBC® and ABC® are included as **Appendix J**. A final decision on which product will be used will be made after further evaluation of site conditions near MW-5A.

The proposed ISCR reagent injection will target identified areas of 1-1-1-TCA and TCE impacted perched groundwater near monitoring well MW-5A. The reagent will be mixed with water to form a slurry and then will be injected into ten to fifteen PVC injection wells placed within a roughly 40-foot by 40-foot area surrounding MW-5A. Each injection well will be installed within an approximately 8-foot deep Geoprobe hollow stem auger soil boring. The general locations of the proposed injection wells are presented on **Figure 11.** Injection wells will be constructed with a 5-foot length of slotted PVC wells screen and an appropriate length of riser to the surface. Filter sand will be placed around the well screen and a bentonite and cement seal will be placed above the sand to prevent the upward flow of ISCR reagent within the annular space surrounding the riser pipe. Due to the lithology on-site, it is anticipated that the injection process may occur in several phases, each taking several days complete. Sigma will make routine site visits to monitor the progress of the injection and to add additional ISCR slurry to injection wells as needed.

The amount of ISCR reagent proposed for injection will be determined based on an estimate of the mass of contaminants within the perched groundwater near MW-5A. As part of the proposed injection, temporary PVC monitoring points will be installed around the proposed injection locations at various distances/directions to allow monitoring of the progress/radius of injection. Following completion of the ISCR reagent injection, all injection points and temporary monitoring points will be abandoned in accordance with ch. NR 141.

The processes through which the proposed reagent remediates contamination is not short-term or instantaneous based on the manufacturer provided information. The lateral coverage of the ISCR reagent injection will be gauged during the injection through the temporary monitoring points. The effectiveness of the ISCR reagent injection will be evaluated over time through the long-term groundwater monitoring program discussed below.

7.4 **Remedial Excavation of Petroleum Free Product.** A measurable layer of petroleum free product (fuel oil) has been repeatedly detected at monitoring well MW-3A (**Figure 4**), which is located next to the abandoned UST south of the ACME facility (**Figure 2**). The excavation and off-site landfill disposal of fuel oil free product and associated impacted soil is proposed to reduce the mass of petroleum free product in the shallow subsurface near the abandoned UST.

Free product has been observed between approximately 4 to 5 feet bgs within MW-3A. The depth of the proposed excavation is 6 feet bgs, which is the approximate bottom depth of the fill observed during soil boring advancement. A less permeable clay was observed beneath the fill, which will be left in place to limit the vertical

migration of any dissolved phase contaminants originating from the free product. The estimated extent of the proposed excavation will encompass approximately 500 sq. ft. immediately east, west, and south of the UST. Excavation is not possible north of the UST due to its location next to the building floor slab of ACME's facility. Similarly, the UST will remain in place, as removal could compromise the support of the building floor slab during excavation. The final extent of the remedial excavation will be determined based on site access constraints, disposal costs, and observations of free product extent made during the remedial excavation. Following the excavation of impacted soil, clean fill will be imported and covered with asphalt to match the previous grade in the area.

Due to the detection of chlorinated constituents within soil samples submitted from the proposed remedial excavation area, the feasibility of this remedial action depends on WDNR approval of a "contained-out" determination which would allow the soil impacted with fuel oil free product and low-level CVOCs to be managed as a solid waste instead of a hazardous waste. If the soil and free product generated during excavation activities would require management as hazardous waste, the proposed removal of free product by excavation would likely become cost prohibitive. The concentrations of CVOC constituents detected within soil samples submitted from the proposed excavation area to date are all less than the applicable "contained-out" threshold.

7.5 **Groundwater Monitoring Program.** The groundwater monitoring of the previously established monitoring well and piezometer network will continue to assess any changes in the magnitude and extent of the groundwater plume over time and to assess the effectiveness of the remedial actions aimed at reducing the mass of contaminants within source areas at the site. The groundwater monitoring network will be sampled semi-annually during remediation and quarterly for eight rounds after remediation is complete, with groundwater samples submitted for laboratory analysis of VOCs as well as periodic biodegradation signature analyses to confirm reductive dechlorination is occurring at an effective rate within site groundwater. Groundwater samples will be collected and submitted for PAHs on an annual basis to assess the stability of Sigma will also continue to measure in-situ parameters including temperature, pH, redox potential, dissolved oxygen, and ferrous iron during sampling events to further assess natural attenuation processes and rates of reduction.

8. RECOMMENDATIONS

ACME and Sigma request that the WDNR approve the site investigation and remedial action plan as complete. The site investigation work has adequately characterized soil, groundwater, and sub-slab vapor impacts to allow for an evaluation of potential risks to human health and the surrounding environment. Review of the available site-specific information indicates that the extent chlorinated hydrocarbon affected soil and groundwater reported to the WDNR release from ACME's facility have been well determined. Therefore, the site investigation requirements in ch. NR 716 have been met.

Remedial strategies proposed to address site impacts based on the completed site investigation report include:

- Continued groundwater sampling from the monitoring well network to further evaluate the groundwater contaminant plume stability over time, as well as to

assess degradation rates of dissolved chlorinated contaminants in groundwater is recommended.

- Pilot testing for the implementation of an SVE and SSD system to reduce the mass of CVOCs in soil beneath suspected CVOC source areas and address the vapor risk at the site will be conducted.
- Sigma also proposes to conduct in-situ treatment of 1,1,1-TCA-impacted groundwater near monitoring well MW-5A.
- Use or enhance existing pavement, slabs, and other surface covers to limit storm water infiltration and prevent contact with impacted soil.
- Excavation and off-site landfill disposal of petroleum free product and associated impacted soil near the abandoned UST south of the ACME facility.

The remedial actions outlined above will significantly reduce the mass of contaminants present within the site subsurface and allow natural attenuation of residual impacts to efficiently and effectively move the site toward case closure status. We respectfully request that the WDNR issue a written approval.

9. LIMITATIONS OF INVESTIGATION

This report was prepared under constraints of cost, time, and scope, and reflects a limited assessment and evaluation rather than a full, total, complete or extensive assessment and evaluation.

Our assessment was performed using the degree of care and skill ordinarily exercised, under similar circumstances, by Professional Consultants practicing in this or similar localities. No other warranty or guarantee, expressed or implied, is made as to the conclusions and professional advice included in this report.

The findings of this report are valid as of the present date of the assessment. However, changes in the conditions of a property can occur with the passage of time, whether due to natural processes or the works of man on this or adjacent properties. In addition, changes in applicable or appropriate standards may occur, whether they result from legislation, from the broadening of knowledge, or from other reasons. Accordingly, the findings of this report may be invalidated wholly or partially by changes outside our control.

The interpretations and conclusions contained in this report are based upon the result of independent laboratory tests and analysis intended to detect the presence and/or concentrations of certain chemical constituents in samples taken from the site. The Sigma Group, Inc. has no control over such testing and analysis and therefore, disclaims any responsibility for any errors and omissions arising therefrom.

A subsurface exploration was performed and presented in this report. However, subsurface exploration cannot reveal totally what is below the surface. Depending upon the sampling method and frequency, every soil condition may not be observed, and some materials or layers, which are present in the subsurface, may not be noted.

This report is issued with the understanding that it is the responsibility of the owner(s) to ensure that the information and recommendations contained herein are brought to the attention of the appropriate regulatory agency(ies).

This document contains proprietary and confidential information which is the sole and exclusive property of The Sigma Group, Inc. and ACME Galvanizing, Inc. This document may not be used or duplicated in any manner without the express written consent of The Sigma Group, Inc. and ACME Galvanizing, Inc.

© Copyright The Sigma Group, Inc.

TABLES

Table 1
Pre-Remedial Soil Analytical Table
ACME Galvanizing - 2730 S. 19th Street, Milwaukee, Wisconsin
Sigma Project No. 12884

Soil Sample Location:		**GP-4**	**GP-5**	**B-1**	**B-2**	**B-3**	**B-4/MW-1**	**B-5/MW-2**	**B-6/MW-3**	**B-8**	**B-9**		**MW-4**	**MW-5**	**MW-6**		Groundwater Pathway RCL [4]	Non-Industrial Direct Contact RCL [5]	Industrial Direct Contact RCL [6]	Background Threshold Value [7]
Sample Depth (feet bgs):		1-3	1-3	6-7.5	3.5-5	3.5-5	3.5-5	1-2.5	2-10	6-8	4-6	8-10	10-12	10-12	8-10	16-18				
Sample Collection Date:		5/21/97	5/21/97	9/15/97	9/15/97	9/15/97	9/15/97	9/15/97	9/15/97	12/3/97	12/3/97	12/3/97	12/4/97	12/3/97	12/4/97	12/4/97				
VOCs																				
n-Butylbenzene	mg/kg	NA	NA	NA	NA	NA	NA	NA	NA	<0.025	<0.025	<0.025	<0.025	<0.025	0.029	0.029	NS	108	108	NS
1,1-Dichloroethane	mg/kg	NA	NA	NA	NA	NA	NA	NA	NA	<0.025	<0.025	<0.025	<0.025	<0.025	<0.025	0.160	0.4834	5.06	22.2	NS
1,1-Dichloroethene	mg/kg	NA	NA	NA	NA	NA	NA	NA	NA	<0.025	<0.025	<0.025	<0.025	<0.025	<0.025	**0.054**	0.005	320	1,190	NS
cis-1,2-Dichloroethene	mg/kg	NA	NA	NA	NA	NA	NA	NA	NA	<0.025	<0.025	<0.025	<0.025	<0.025	<0.025	**0.180**	0.0412	156	2,340	NS
trans-1,2-Dichloroethene	mg/kg	NA	NA	NA	NA	NA	NA	NA	NA	<0.025	<0.025	<0.025	<0.025	<0.025	<0.025	**0.074**	0.0626	1,560	1,850	NS
Ethylbenzene	mg/kg	NA	NA	NA	NA	NA	NA	NA	NA	<0.025	0.028	0.028	0.031	<0.025	<0.025	<0.025	1.57	8.02	35.4	NS
Methylene chloride	mg/kg	NA	NA	NA	NA	NA	NA	NA	NA	<0.025	<0.025	<0.025	<0.025	<0.025	<0.025	<0.025	0.0026	61.8	1,150	NS
Naphthalene	mg/kg	NA	NA	NA	NA	NA	NA	NA	NA	<0.025	<0.025	<0.025	0.034	<0.025	0.033	0.034	0.6582	5.52	24.1	NS
n-Propylbenzene	mg/kg	NA	NA	NA	NA	NA	NA	NA	NA	<0.025	<0.025	<0.025	<0.025	<0.025	<0.025	<0.025	NS	264	264	NS
Tetrachloroethene (PCE)	mg/kg	NA	NA	NA	NA	NA	NA	NA	NA	<0.025	<0.025	<0.025	<0.025	<0.025	<0.025	<0.025	0.0045	33	145	NS
Toluene	mg/kg	NA	NA	NA	NA	NA	NA	NA	NA	<0.025	0.086	0.093	0.100	<0.025	<0.025	<0.025	1.1072	818	818	NS
1,1,1-Trichloroethane	mg/kg	NA	NA	NA	NA	NA	NA	NA	NA	<0.025	<0.025	<0.025	<0.025	<0.025	0.041	**3.2**	0.1402	640	640	NS
Trichloroethene (TCE)	mg/kg	NA	NA	NA	NA	NA	NA	NA	NA	<0.025	<0.025	<0.025	<0.025	<0.025	**0.040**	**[4.9]**	0.0036	1.3	8.41	NS
1,2,4-Trimethylbenzene	mg/kg	NA	NA	NA	NA	NA	NA	NA	NA	<0.025	<0.025	<0.025	<0.025	<0.025	<0.025	<0.025	1.3821	219	219	NS
1,3,5-Trimethylbenzene	mg/kg	NA	NA	NA	NA	NA	NA	NA	NA	<0.025	<0.025	<0.025	<0.025	<0.025	<0.025	<0.025		182	182	NS
Xylenes (total)	mg/kg	NA	NA	NA	NA	NA	NA	NA	NA	<0.050	0.138	0.137	0.142	<0.050	<0.050	<0.050	3.96	260	260	NS
RCRA Metals																				
Arsenic	mg/kg	**{[21]}**	<8.0	**[2.9]**	**[2.8]**	**{[3.2]}**	**{[3.5]}**	**{[3.2]}**	**{[6.7]}**	NA	NA	NA	NA	NA	NA	NA	0.584	0.677	3	8
Barium	mg/kg	93	30	17	25	20	13	38	34	NA	NA	NA	NA	NA	NA	NA	164.8	15,300	100,000	364
Cadmium	mg/kg	**4.4**	**3.3**	0.31	**1.6**	**16**	0.29	0.29	**10**	NA	NA	NA	NA	NA	NA	NA	0.752	71.1	985	1
Chromium	mg/kg	32	11	9.7	12	20	6.8	9.2	30	NA	NA	NA	NA	NA	NA	NA	360,000	NS	NS	44
Lead	mg/kg	**{[2400]}**	**120**	5.4	**27**	**27**	6.4	9.8	**{[1300]}**	NA	NA	NA	NA	NA	NA	NA	27	400	800	52
Mercury	mg/kg	0.059	0.047	<0.017	0.037 J	<0.017	<0.017	<0.017	**0.32**	NA	NA	NA	NA	NA	NA	NA	0.208	3.13	3.13	NS
Selenium	mg/kg	<38	<15	<0.88	<0.88	<0.88	<0.88	<0.88	<0.88	NA	NA	NA	NA	NA	NA	NA	0.52	391	5,840	NS
Silver	mg/kg	<1.0	<1.0	**1.2**	**1.1**	0.64	**1.3**	**1.6**	<0.036	NA	NA	NA	NA	NA	NA	NA	0.8491	391	5,840	NS
Zinc	mg/kg	5700	1500	77	270	11000	69	110	14000	NA	NA	NA	NA	NA	NA	NA	NS		100,000	

Notes:

1. Unsaturated/smear zone versus satured soil conditions based on: (1) measured water levels in adjacent/nearby monitoring wells, or (2) soil moisture conditions recorded on soil boring logs during drilling.
2. Analytical units: mg/kg = milligrams per kilogram (equivalent to parts per million, ppm)
3. NA = not analyzed
4. Groundwater Pathway RCL = Residual Contaminant Level for protection of groundwater (dilution factor of 2) as presented on the WDNR's RCL Spreadsheet (dated March 2017) referenced in WDNR guidance document PUB-RR-890 "Soil Residual Contaminant Level Determinations Using the US EPA Regional Screening Level Web Calculator", dated June 2014
5. Non-Industrial Direct Contact RCL = Residual Contaminant Level for protection of direct contact at a non-industrial property as presented on the WDNR's RCL Spreadsheet (dated March 2017) with default input parameters as referenced in WDNR guidance document PUB-RR-890 "Soil Residual Contaminant Level Determinations Using the US EPA Regional Screening Level Web Calculator", dated June 2014
6. Industrial Direct Contact RCL = Residual Contaminant Level for protection of direct contact at an industrial property as presented on the WDNR's RCL Spreadsheet (dated March 2017) with default input parameters as referenced in WDNR guidance document PUB-RR-890 "Soil Residual Contaminant Level Determinations Using the US EPA Regional Screening Level Web Calculator", dated June 2014
7. Background Threshold Value = Non-outlier trace element maximum levels in Wisconsin surface soils from USGS report "Distribution and Variation of Arsenic in Wisconsin Surface Soils, With Data on Other Trace Elements" (revised February 2013).
8. NS = no standard established
9. Laboratory flags: "J" = Analyte detected between Limit of Detection and Limit of Quantitation
10. Exceedances:
   - **BOLD** = Concentration exceeds Groundwater Pathway RCL
   - **[ ]** = Concentration exceeds Non-Industrial Direct Contact RCL (any depth)
   - **{ }** = Concentration exceeds Industrial Direct Contact RCL (any depth)

Table 1
Pre-Remedial Soil Analytical Table
ACME Galvanizing - 2730 S. 19th Street, Milwaukee, Wisconsin
Sigma Project No. 12884

Soil Sample Location:		MW-7		MW-8		MW-9		Groundwater Pathway RCL [4]	Non-Industrial Direct Contact RCL [5]	Industrial Direct Contact RCL [6]	Background Threshold Value [7]
Sample Depth (feet bgs):		3-5	23-25	13-15	23-25	7-9	21-23				
Sample Collection Date:		1/2/98	1/2/98	1/2/98	1/2/98	1/2/98	1/2/98				
VOCs											
n-Butylbenzene	mg/kg	0.100	<0.025	0.029	<0.025	<0.025	<0.025	NS	108	108	NS
1,1-Dichloroethane	mg/kg	<0.025	0.084	<0.025	0.079	<0.025	0.091	0.4834	5.06	22.2	NS
1,1-Dichloroethene	mg/kg	<0.025	<0.025	<0.025	<0.025	<0.025	<0.025	0.005	320	1,190	NS
cis-1,2-Dichloroethene	mg/kg	<0.025	**1.3**	<0.025	**0.290**	<0.025	<0.025	0.0412	156	2,340	NS
trans-1,2-Dichloroethene	mg/kg	<0.025	**2.3**	<0.025	<0.025	<0.025	<0.025	0.0626	1,560	1,850	NS
Ethylbenzene	mg/kg	0.033	<0.025	0.026	<0.025	<0.025	<0.025	1.57	8.02	35.4	NS
Methylene chloride	mg/kg	<0.025	<0.025	<0.025	<0.025	<0.025	<0.025	0.0026	61.8	1,150	NS
Naphthalene	mg/kg	0.160	<0.025	0.047	<0.025	0.044	0.029	0.6582	5.52	24.1	NS
n-Propylbenzene	mg/kg	0.067	<0.025	<0.025	<0.025	<0.025	<0.025	NS	264	264	NS
Tetrachloroethene (PCE)	mg/kg	**0.059**	<0.025	<0.025	<0.025	<0.025	<0.025	0.0045	33	145	NS
Toluene	mg/kg	0.085	<0.025	0.026	<0.025	<0.025	<0.025	1.1072	818	818	NS
1,1,1-Trichloroethane	mg/kg	<0.025	<0.025	<0.025	0.061	0.088	<0.025	0.1402	640	640	NS
Trichloroethene (TCE)	mg/kg	<0.025	**1.2**	**0.052**	**0.180**	<0.025	**0.042**	0.0036	1.3	8.41	NS
1,2,4-Trimethylbenzene	mg/kg	0.073	<0.025	<0.025	<0.025	<0.025	<0.025	1.3821	219	219	NS
1,3,5-Trimethylbenzene	mg/kg	0.034	<0.025	<0.025	<0.025	<0.025	<0.025		182	182	NS
Xylenes (total)	mg/kg	0.200	<0.050	<0.050	<0.050	<0.050	<0.050	3.96	260	260	NS

Notes:

1. Unsaturated/smear zone versus satured soil conditions based on: (1) measured water levels in adjacent/nearby monitoring wells, or (2) soil moisture conditions recorded on soil boring logs during drilling.
2. Analytical units: mg/kg = milligrams per kilogram (equivalent to parts per million, ppm)
3. NA = not analyzed
4. Groundwater Pathway RCL = Residual Contaminant Level for protection of groundwater (dilution factor of 2) as presented on the WDNR's RCL Spreadsheet (dated March 2017) referenced in WDNR guidance document PUB-RR-890 "Soil Residual Contaminant Level Determinations Using the US EPA Regional Screening Level Web Calculator", dated June 2014
5. Non-Industrial Direct Contact RCL = Residual Contaminant Level for protection of direct contact at a non-industrial property as presented on the WDNR's RCL Spreadsheet (dated March 2017) with default input parameters as referenced in WDNR guidance document PUB-RR-890 "Soil Residual Contaminant Level Determinations Using the US EPA Regional Screening Level Web Calculator", dated June 2014
6. Industrial Direct Contact RCL = Residual Contaminant Level for protection of direct contact at an industrial property as presented on the WDNR's RCL Spreadsheet (dated March 2017) with default input parameters as referenced in WDNR guidance document PUB-RR-890 "Soil Residual Contaminant Level Determinations Using the US EPA Regional Screening Level Web Calculator", dated June 2014
7. Background Threshold Value = Non-outlier trace element maximum levels in Wisconsin surface soils from USGS report "Distribution and Variation of Arsenic in Wisconsin Surface Soils, With Data on Other Trace Elements" (revised February 2013).
8. NS = no standard established
9. Laboratory flags: "J" = Analyte detected between Limit of Detection and Limit of Quantitation
10. Exceedances:
   - **BOLD** = Concentration exceeds Groundwater Pathway RCL
   - **[ ]** = Concentration exceeds Non-Industrial Direct Contact RCL (any depth)
   - **{ }** = Concentration exceeds Industrial Direct Contact RCL (any depth)

Table 1
Pre-Remedial Soil Analytical Table
ACME Galvanizing - 2730 S. 19th Street, Milwaukee, Wisconsin
Sigma Project No. 12884

Soil Sample Location:		B-1/TW-1 (UST)		B-2/TW-2 (UST)		B-3/TW-3 (UST)		B-4/TW-4 (UST)		B-5/TW-5 (UST)		B-6 (UST)		B-7 (UST)		Groundwater Pathway RCL [4]	Non-Industrial Direct Contact RCL [5]	Industrial Direct Contact RCL [6]	Background Threshold Value [7]
Sample Depth (feet bgs):		2-4	6-8	2-4	6-8	2-4	6-8	2-4	4-6	2-4	4-6	2-4	4-6	2-4	4-6				
Sample Collection Date:		8/30/11	8/30/11	8/30/11	8/30/11	8/30/11	8/30/11	8/30/11	8/30/11	8/30/11	8/30/11	8/30/11	8/30/11	8/30/11	8/30/11				
VOCs																			
Benzene	mg/kg	<0.0089	<0.0089	<0.0089	<0.0089	<0.0089	<0.0089	<0.0089	<0.0089	<0.0089	<0.0089	<0.0089	<0.0089	<0.0089	<0.0089	0.0051	1.6	7.07	NS
Bromobenzene	mg/kg	<0.014	<0.014	<0.014	<0.014	<0.014	<0.014	<0.014	<0.014	<0.014	<0.014	<0.014	<0.014	<0.014	<0.014	NS	342	679	NS
Bromodichloromethane	mg/kg	<0.012	<0.012	<0.012	<0.012	<0.012	<0.012	<0.012	<0.012	<0.012	<0.012	<0.012	<0.012	<0.012	<0.012	0.0003	0.418	1.83	NS
Bromoform	mg/kg	<0.020	<0.020	<0.020	<0.020	<0.020	<0.020	<0.020	<0.020	<0.020	<0.020	<0.020	<0.020	<0.020	<0.020	0.0023	25.4	113	NS
tert-Butylbenzene	mg/kg	<0.054	<0.054	<0.054	<0.054	<0.054	<0.054	<0.054	<0.054	<0.054	<0.054	<0.054	<0.054	<0.054	<0.054	NS	183	183	NS
sec-Butylbenzene	mg/kg	0.260	<0.051	<0.051	0.110 J	<0.051	0.740	<0.051	<0.051	<0.051	0.069 J	<0.051	<0.051	<0.051	<0.051	NS	145	145	NS
n-Butylbenzene	mg/kg	0.350	0.063 J	<0.048	<0.048	<0.048	1.00	<0.048	<0.048	<0.048	0.11 J	<0.048	<0.048	<0.048	<0.048	NS	108	108	NS
Carbon tetrachloride	mg/kg	<0.012	<0.012	<0.012	<0.012	<0.012	<0.012	<0.012	<0.012	<0.012	<0.012	<0.012	<0.012	<0.012	<0.012	0.0039	0.916	4.03	NS
Chlorobenzene	mg/kg	<0.0094	<0.0094	<0.0094	<0.0094	<0.0094	<0.0094	<0.0094	<0.0094	<0.0094	<0.0094	<0.0094	<0.0094	<0.0094	<0.0094	NS	370	761	NS
Chloroethane	mg/kg	<0.142	<0.142	<0.142	<0.142	<0.142	<0.142	<0.142	<0.142	<0.142	<0.142	<0.142	<0.142	<0.142	<0.142	0.2266	NS	NS	NS
Chloroform	mg/kg	<0.046	<0.046	<0.046	<0.046	<0.046	<0.046	<0.046	<0.046	<0.046	<0.046	<0.046	<0.046	<0.046	<0.046	0.0033	0.454	1.98	NS
Chloromethane	mg/kg	<0.207	<0.207	<0.207	<0.207	<0.207	<0.207	<0.207	<0.207	<0.207	<0.207	<0.207	<0.207	<0.207	<0.207	0.0155	159	669	NS
2-Chlorotoluene	mg/kg	<0.084	<0.084	<0.084	<0.084	<0.084	<0.084	<0.084	<0.084	<0.084	<0.084	<0.084	<0.084	<0.084	<0.084	NS	907	907	NS
4-Chlorotoluene	mg/kg	<0.076	<0.076	<0.076	<0.076	<0.076	<0.076	<0.076	<0.076	<0.076	<0.076	<0.076	<0.076	<0.076	<0.076	NS	253	253	NS
1,2-Dibromo-3-chloropropane	mg/kg	<0.077	<0.077	<0.077	<0.077	<0.077	<0.077	<0.077	<0.077	<0.077	<0.077	<0.077	<0.077	<0.077	<0.077	0.0002	0.008	0.092	NS
Dibromochloromethane	mg/kg	<0.0095	<0.0095	<0.0095	<0.0095	<0.0095	<0.0095	<0.0095	<0.0095	<0.0095	<0.0095	<0.0095	<0.0095	<0.0095	<0.0095	0.032	8.28	38.9	NS
1,4-Dichlorobenzene	mg/kg	<0.052	<0.052	<0.052	<0.052	<0.052	<0.052	<0.052	<0.052	<0.052	<0.052	<0.052	<0.052	<0.052	<0.052	0.144	3.74	16.4	NS
1,3-Dichlorobenzene	mg/kg	<0.053	<0.053	<0.053	<0.053	<0.053	<0.053	<0.053	<0.053	<0.053	<0.053	<0.053	<0.053	<0.053	<0.053	1.1528	297	297	NS
1,2-Dichlorobenzene	mg/kg	<0.051	<0.051	<0.051	<0.051	<0.051	<0.051	<0.051	<0.051	<0.051	<0.051	<0.051	<0.051	<0.051	<0.051	1.168	376	376	NS
Dichlorodifluoromethane	mg/kg	<0.012	<0.012	<0.012	<0.012	<0.012	<0.012	<0.012	<0.012	<0.012	<0.012	<0.012	<0.012	<0.012	<0.012	3.0863	126	530	NS
1,2-Dichloroethane	mg/kg	<0.013	<0.013	<0.013	<0.013	<0.013	<0.013	<0.013	<0.013	<0.013	<0.013	<0.013	<0.013	<0.013	<0.013	0.0028	0.652	2.87	NS
1,1-Dichloroethane	mg/kg	<0.011	<0.011	<0.011	<0.011	<0.011	<0.011	<0.011	<0.011	<0.011	<0.011	<0.011	<0.011	<0.011	<0.011	0.4834	5.06	22.2	NS
1,1-Dichloroethene	mg/kg	<0.022	<0.022	<0.022	<0.022	<0.022	<0.022	<0.022	<0.022	<0.022	<0.022	<0.022	<0.022	<0.022	<0.022	0.005	320	1,190	NS
cis-1,2-Dichloroethene	mg/kg	<0.014	<0.014	<0.014	<0.014	<0.014	<0.014	<0.014	<0.014	<0.014	<0.014	<0.014	<0.014	<0.014	<0.014	0.0412	156	2,340	NS
trans-1,2-Dichloroethene	mg/kg	<0.022	<0.022	<0.022	<0.022	<0.022	<0.022	<0.022	<0.022	<0.022	<0.022	<0.022	<0.022	<0.022	<0.022	0.0626	1,560	1,850	NS
1,2-Dichloropropane	mg/kg	<0.011	<0.011	<0.011	<0.011	<0.011	<0.011	<0.011	<0.011	<0.011	<0.011	<0.011	<0.011	<0.011	<0.011	0.0033	0.406	1.78	NS
2,2-Dichloropropane	mg/kg	<0.033	<0.033	<0.033	<0.033	<0.033	<0.033	<0.033	<0.033	<0.033	<0.033	<0.033	<0.033	<0.033	<0.033	NS	191	191	NS
1,3-Dichloropropane	mg/kg	<0.011	<0.011	<0.011	<0.011	<0.011	<0.011	<0.011	<0.011	<0.011	<0.011	<0.011	<0.011	<0.011	<0.011	NS	1,490	1,490	NS
Di-isopropyl Ether	mg/kg	<0.047	<0.047	<0.047	<0.047	<0.047	<0.047	<0.047	<0.047	<0.047	<0.047	<0.047	<0.047	<0.047	<0.047	NS	2,260	2,260	NS
EDB (1,2-Dibromoethane)	mg/kg	<0.017	<0.017	<0.017	<0.017	<0.017	<0.017	<0.017	<0.017	<0.017	<0.017	<0.017	<0.017	<0.017	<0.017	0.0000282	0.05	0.221	NS
Ethylbenzene	mg/kg	<0.055	<0.055	<0.055	<0.055	<0.055	0.314	<0.055	<0.055	<0.055	<0.055	<0.055	<0.055	<0.055	<0.055	1.57	8.02	35.4	NS
Hexachlorobutadiene	mg/kg	<0.095	<0.095	<0.095	<0.095	<0.095	<0.095	<0.095	<0.095	<0.095	<0.095	<0.095	<0.095	<0.095	<0.095	NS	1.63	7.19	NS
Isopropylbenzene	mg/kg	<0.053	<0.053	<0.053	<0.053	<0.053	0.220	<0.053	<0.053	<0.053	<0.053	<0.053	<0.053	<0.053	<0.053	NS	NS	NS	NS
p-Isopropyltoluene	mg/kg	<0.045	<0.045	<0.045	<0.045	<0.045	0.320	<0.045	<0.045	<0.045	<0.045	<0.045	<0.045	<0.045	<0.045	NS	162	162	NS
Methylene chloride	mg/kg	<0.119	<0.119	<0.119	<0.119	<0.119	<0.119	<0.119	<0.119	<0.119	<0.119	<0.119	<0.119	<0.119	<0.119	0.0026	61.8	1,150	NS
Methyl-tert-butyl-ether	mg/kg	<0.012	<0.012	<0.012	<0.012	<0.012	<0.012	<0.012	<0.012	<0.012	<0.012	<0.012	<0.012	<0.012	<0.012	0.027	63.8	282	NS
Naphthalene	mg/kg	0.374	0.385	0.116 J	0.197 J	<0.107	0.17 J	<0.107	<0.107	<0.107	0.163 J	<0.107	<0.107	<0.107	<0.107	0.6582	5.52	24.1	NS
n-Propylbenzene	mg/kg	<0.053	<0.053	<0.053	<0.053	<0.053	0.560	<0.053	<0.053	<0.053	<0.053	<0.053	<0.053	<0.053	<0.053	NS	264	264	NS
1,1,2,2-Tetrachloroethane	mg/kg	<0.020	<0.020	<0.020	<0.020	<0.020	<0.020	<0.020	<0.020	<0.020	<0.020	<0.020	<0.020	<0.020	<0.020	0.0002	0.81	3.6	NS
1,1,1,2-Tetrachloroethane	mg/kg	<0.041	<0.041	<0.041	<0.041	<0.041	<0.041	<0.041	<0.041	<0.041	<0.041	<0.041	<0.041	<0.041	<0.041	0.0534	2.78	12.3	NS
Tetrachloroethene (PCE)	mg/kg	<0.024	<0.024	<0.024	<0.024	<0.024	<0.024	<0.024	<0.024	<0.024	<0.024	<0.024	<0.024	<0.024	<0.024	0.0045	33	145	NS
Toluene	mg/kg	<0.050	<0.050	<0.050	<0.050	<0.050	<0.050	<0.050	<0.050	<0.050	<0.050	<0.050	<0.050	<0.050	<0.050	1.1072	818	818	NS
1,2,4-Trichlorobenzene	mg/kg	<0.074	<0.074	<0.074	<0.074	<0.074	<0.074	<0.074	<0.074	<0.074	<0.074	<0.074	<0.074	<0.074	<0.074	0.408	24	113	NS
1,2,3-Trichlorobenzene	mg/kg	<0.129	<0.129	<0.129	<0.129	<0.129	<0.129	<0.129	<0.129	<0.129	<0.129	<0.129	<0.129	<0.129	<0.129	NS	62.6	934	NS
1,1,1-Trichloroethane	mg/kg	<0.011	<0.011	0.017 J	<0.011	0.046	<0.011	<0.011	<0.011	<0.011	<0.011	<0.011	**0.450**	<0.011	**0.162**	0.1402	640	640	NS
1,1,2-Trichloroethane	mg/kg	<0.016	<0.016	<0.016	<0.016	<0.016	<0.016	<0.016	<0.016	<0.016	<0.016	<0.016	<0.016	<0.016	<0.016	0.0032	1.59	7.01	NS
Trichloroethene (TCE)	mg/kg	<0.017	<0.017	**0.041 J**	<0.017	**0.079**	<0.017	<0.017	<0.017	<0.017	<0.017	<0.017	<0.017	**0.031**	<0.017	0.0036	1.3	8.41	NS
Trichlorofluoromethane	mg/kg	<0.043	<0.043	<0.043	<0.043	<0.043	<0.043	<0.043	<0.043	<0.043	<0.043	<0.043	<0.043	<0.043	<0.043	NS	1,230	1,230	NS
1,2,4-Trimethylbenzene	mg/kg	<0.080	<0.080	<0.080	<0.080	<0.080	<0.080	<0.080	<0.080	<0.080	<0.080	<0.080	<0.080	<0.080	<0.080	1.3821	219	219	NS
1,3,5-Trimethylbenzene	mg/kg	<0.048	<0.048	<0.048	<0.048	<0.048	<0.048	<0.048	<0.048	<0.048	<0.048	<0.048	<0.048	<0.048	<0.048		182	182	NS
Vinyl Chloride	mg/kg	<0.016	<0.016	<0.016	<0.016	<0.016	<0.016	<0.016	<0.016	<0.016	<0.016	<0.016	<0.016	<0.016	<0.016	0.0001	0.067	2.08	NS
Xylenes (total)	mg/kg	<0.136	<0.136	<0.136	<0.136	<0.136	<0.136	<0.136	<0.136	<0.136	<0.136	<0.136	<0.136	<0.136	<0.136	3.96	260	260	NS
PAHs																			
Acenaphthene	mg/kg	0.680	10.7	<0.097	1.43	<0.0097	0.510	<0.0097	0.420	<0.0097	1.26	<0.0097	<0.0097	<0.0097	0.045	NS	3,590	45,200	NS
Acenaphthylene	mg/kg	0.228 J	3.3	<0.084	0.390	<0.0084	0.129 J	<0.0084	0.114 J	<0.0084	0.308	<0.0084	<0.0084	<0.0084	0.0179 J	NS	NS	NS	NS
Anthracene	mg/kg	0.540	19	0.289 J	2.07	0.0113 J	0.700	<0.0102	0.750	<0.0102	1.94	<0.0102	<0.0102	<0.0102	0.204	196.9492	17,900	100,000	NS
Benzo(a)anthracene	mg/kg	0.44 J	**[20.6]**	0.45 J	**[2.08]**	0.049	**[2.63]**	<0.0146	**[2.38]**	0.0247 J	**[1.63]**	<0.0146	<0.0146	<0.0146	0.166	NS	1.14	20.8	NS
Benzo(a)pyrene	mg/kg	**[0.238 J]**	**{[12.6]}**	**[0.35 J]**	**[1.26]**	0.05 J	**{[4.8]}**	<0.0166	**[1.84]**	<0.0166	**[0.98]**	<0.0166	<0.0166	<0.0166	0.085	0.47	0.115	2.11	NS
Benzo(b)fluoranthene	mg/kg	0.177 J	**[5.6]**	0.39 J	**0.960**	0.081	**[1.84]**	<0.0167	**0.970**	0.188 J	**0.540**	<0.0167	<0.0167	<0.0167	0.052 J	0.4793	1.15	21.1	NS
Benzo(ghi)perylene	mg/kg	0.380	6.1	1.49	0.830	0.067	2.52	<0.0082	1.81	0.0107 J	0.770	<0.0082	<0.0082	<0.0082	0.064	NS	NS	NS	NS
Benzo(k)fluoranthene	mg/kg	<0.161	1.66 J	<0.161	0.259 J	0.0222 J	0.294 J	<0.0161	0.33 J	<0.0161	<0.161	<0.0161	<0.0161	<0.0161	<0.0161	NS	11.5	211	NS
Chrysene	mg/kg	**0.490**	**31.6**	**0.360**	**2.48**	0.041	**4.9**	<0.0092	**3.4**	0.0173 J	**2.07**	<0.0092	<0.0092	<0.0092	**0.191**	0.1446	115	2,110	NS
Dibenzo(a,h)anthracene	mg/kg	<0.105	**[1.6 J]**	0.111 J	**[0.128 J]**	0.0112 J	**[0.74]**	<0.0105	**[0.225 J]**	<0.0105	<0.105	<0.0105	<0.0105	<0.0105	<0.0105	NS	0.115	2.11	NS
Fluoranthene	mg/kg	0.271 J	19.6	0.810	1.98	0.053	1.26	<0.0098	1.55	0.0248 J	1.28	<0.0098	<0.0098	<0.0098	0.142	88.8778	2,390	30,100	NS
Fluorene	mg/kg	0.830	**21.4**	<0.107	0.380	<0.0107	0.940	<0.0107	0.460	<0.0107	0.258 J	<0.0107	<0.0107	<0.0107	0.017 J	14.8299	2,390	30,100	NS
Indeno(1,2,3-cd)pyrene	mg/kg	<0.095	**[1.68 J]**	0.350	0.320	0.045	0.660	<0.0095	0.400	<0.0095	0.201 J	<0.0095	<0.0095	<0.0095	0.0182 J	NS	1.15	21.1	NS
1-Methylnaphthalene	mg/kg	9.500	**{[124]}**	0.181 J	0.227 J	<0.0179	1.04	<0.0179	<0.179	<0.0179	<0.179	<0.0179	<0.0179	<0.0179	<0.0179	NS	17.6	72.7	NS
2-Methylnaphthalene	mg/kg	0.206 J	215	0.228 J	0.238 J	0.0264 J	<0.096	<0.0096	<0.096	<0.0096	<0.096	<0.0096	<0.0096	<0.0096	<0.0096	NS	239	3,010	NS
Naphthalene	mg/kg	<0.108	**{[42]}**	<0.108	<0.108	0.012 J	<0.108	<0.0108	<0.108	<0.0108	<0.108	<0.0108	<0.0108	<0.0108	<0.0108	0.6582	5.52	24.1	NS
Phenanthrene	mg/kg	3.110	141	0.26 J	0.164 J	0.0282 J	5.8	<0.0098	0.101 J	0.034	0.245 J	<0.0098	<0.0098	<0.0098	0.500	NS	NS	NS	NS
Pyrene	mg/kg	1.730	**76**	1.34	6.6	0.061	7.5	<0.0095	11.5	0.044	7.1	<0.0095	<0.0095	<0.0095	0.940	54.5455	1,790	22,600	NS

Notes:
1. Unsaturated/smear zone versus satured soil conditions based on: (1) measured water levels in adjacent/nearby monitoring wells, or (2) soil moisture conditions recorded on soil boring logs during drilling.
2. Analytical units: mg/kg = milligrams per kilogram (equivalent to parts per million, ppm)
3. NA = not analyzed
4. Groundwater Pathway RCL = Residual Contaminant Level for protection of groundwater (dilution factor of 2) as presented on the WDNR's RCL Spreadsheet (dated March 2017) referenced in WDNR guidance document PUB-RR-890 "Soil Residual Contaminant Level Determinations Using the US EPA Regional Screening Level Web Calculator", dated June 2014
5. Non-Industrial Direct Contact RCL = Residual Contaminant Level for protection of direct contact at a non-industrial property as presented on the WDNR's RCL Spreadsheet (dated March 2017) with default input parameters as referenced in WDNR guidance document PUB-RR-890 "Soil Residual Contaminant Level Determinations Using the US EPA Regional Screening Level Web Calculator", dated June 2014
6. Industrial Direct Contact RCL = Residual Contaminant Level for protection of direct contact at an industrial property as presented on the WDNR's RCL Spreadsheet (dated March 2017) with default input parameters as referenced in WDNR guidance document PUB-RR-890 "Soil Residual Contaminant Level Determinations Using the US EPA Regional Screening Level Web Calculator", dated June 2014
7. Background Threshold Value = Non-outlier trace element maximum levels in Wisconsin surface soils from USGS report "Distribution and Variation of Arsenic in Wisconsin Surface Soils, With Data on Other Trace Elements" (revised February 2013).
8. NS = no standard established
9. Laboratory flags: "J" = Analyte detected between Limit of Detection and Limit of Quantitation
10. Exceedances: **BOLD** = Concentration exceeds Groundwater Pathway RCL
[ ] = Concentration exceeds Non-Industrial Direct Contact RCL (any depth)
{ } = Concentration exceeds Industrial Direct Contact RCL (any depth)

Table 1
Pre-Remedial Soil Analytical Table
ACME Galvanizing - 2730 S. 19th Street, Milwaukee, Wisconsin
Sigma Project No. 12884

Soil Sample Location:		MW-10		MW-11		MW-12		MW-13		HB-1			HB-2			B-1 (Gestra)		B-2 (Gestra)		Groundwater Pathway RCL [4]	Non-Industrial Direct Contact RCL [5]	Industrial Direct Contact RCL [6]	Background Threshold Value [7]
Sample Depth (feet bgs):		0-2.5	5-7.5	5-7.5	15-17.5	2.5-5	20-22.5	2.5-5	22.5-25	0-2	2-4	6-8	2-4	4-6	8-10	3.5-5	6-7.5	8.5-10	13.5-15				
Sample Collection Date:		1/15/15	1/15/15	1/15/15	1/15/15	1/15/15	1/15/15	1/15/15	1/15/15	7/2/15	7/2/15	7/2/15	7/2/15	7/2/15	7/2/15	8/3/15	8/3/15	8/3/15	8/3/15				
VOCs																							
Benzene	mg/kg	**0.070**	<0.016	<0.016	<0.016	<0.016	<0.016	**0.016 J**	<0.016	**0.035 J**	**0.035 J**	**0.064**	**0.0228 J**	<0.016	**0.0192 J**	**0.0217 J**	**0.076**	<0.016	<0.016	0.0051	1.6	7.07	NS
Bromobenzene	mg/kg	<0.039	<0.039	<0.039	<0.039	<0.039	<0.039	<0.039	<0.039	<0.039	<0.039	<0.039	<0.039	<0.039	<0.039	<0.039	<0.039	<0.039	<0.039	NS	342	679	NS
Bromodichloromethane	mg/kg	<0.015	<0.015	<0.015	<0.015	<0.015	<0.015	<0.015	<0.015	<0.015	<0.015	<0.015	<0.015	<0.015	<0.015	<0.015	<0.015	<0.015	<0.015	0.0003	0.418	1.83	NS
Bromoform	mg/kg	<0.023	<0.023	<0.023	<0.023	<0.023	<0.023	<0.023	<0.023	<0.023	<0.023	<0.023	<0.023	<0.023	<0.023	<0.023	<0.023	<0.023	<0.023	0.0023	25.4	113	NS
tert-Butylbenzene	mg/kg	<0.035	<0.035	<0.035	<0.035	<0.035	<0.035	<0.035	<0.035	<0.035	<0.035	<0.035	<0.035	<0.035	<0.035	<0.035	<0.035	<0.035	<0.035	NS	183	183	NS
sec-Butylbenzene	mg/kg	<0.036	<0.036	<0.036	<0.036	<0.036	<0.036	<0.036	<0.036	<0.036	<0.036	0.073 J	0.064 J	<0.036	<0.036	<0.036	<0.036	<0.036	<0.036	NS	145	145	NS
n-Butylbenzene	mg/kg	<0.086	<0.086	<0.086	<0.086	<0.086	<0.086	<0.086	<0.086	<0.086	<0.086	<0.086	<0.086	<0.086	<0.086	<0.086	<0.086	<0.086	<0.086	NS	108	108	NS
Carbon tetrachloride	mg/kg	<0.021	<0.021	<0.021	<0.021	<0.021	<0.021	<0.021	<0.021	<0.021	<0.021	<0.021	<0.021	<0.021	<0.021	<0.021	<0.021	<0.021	<0.021	0.0039	0.916	4.03	NS
Chlorobenzene	mg/kg	<0.039	<0.039	<0.039	<0.039	<0.039	<0.039	<0.039	<0.039	<0.039	<0.039	<0.039	<0.039	<0.039	<0.039	<0.039	<0.039	<0.039	<0.039	NS	370	761	NS
Chloroethane	mg/kg	<0.045	<0.045	<0.045	<0.045	<0.045	<0.045	<0.045	<0.045	<0.045	<0.045	<0.045	<0.045	<0.045	<0.045	<0.045	<0.045	<0.045	<0.045	0.2266	NS	NS	NS
Chloroform	mg/kg	<0.026	<0.026	<0.026	<0.026	<0.026	<0.026	<0.026	<0.026	<0.026	<0.026	<0.026	<0.026	<0.026	<0.026	<0.026	<0.026	<0.026	<0.026	0.0033	0.454	1.98	NS
Chloromethane	mg/kg	<0.25	<0.25	<0.25	<0.25	<0.25	<0.25	<0.25	<0.25	<0.25	<0.25	<0.25	<0.25	<0.25	<0.25	<0.25	<0.25	<0.25	<0.25	0.0155	159	669	NS
2-Chlorotoluene	mg/kg	<0.029	<0.029	<0.029	<0.029	<0.029	<0.029	<0.029	<0.029	<0.029	<0.029	<0.029	<0.029	<0.029	<0.029	<0.029	<0.029	<0.029	<0.029	NS	907	907	NS
4-Chlorotoluene	mg/kg	<0.032	<0.032	<0.032	<0.032	<0.032	<0.032	<0.032	<0.032	<0.032	<0.032	<0.032	<0.032	<0.032	<0.032	<0.032	<0.032	<0.032	<0.032	NS	253	253	NS
1,2-Dibromo-3-chloropropane	mg/kg	<0.078	<0.078	<0.078	<0.078	<0.078	<0.078	<0.078	<0.078	<0.078	<0.078	<0.078	<0.078	<0.078	<0.078	<0.078	<0.078	<0.078	<0.078	0.0002	0.008	0.092	NS
Dibromochloromethane	mg/kg	<0.031	<0.031	<0.031	<0.031	<0.031	<0.031	<0.031	<0.031	<0.031	<0.031	<0.031	<0.031	<0.031	<0.031	<0.031	<0.031	<0.031	<0.031	0.032	8.28	38.9	NS
1,4-Dichlorobenzene	mg/kg	<0.03	<0.03	<0.03	<0.03	<0.03	<0.03	<0.03	<0.03	<0.03	<0.03	<0.03	<0.03	<0.03	<0.03	<0.03	<0.03	<0.03	<0.03	0.144	3.74	16.4	NS
1,3-Dichlorobenzene	mg/kg	<0.03	<0.03	<0.03	<0.03	<0.03	<0.03	<0.03	<0.03	<0.03	<0.03	<0.03	<0.03	<0.03	<0.03	<0.03	<0.03	<0.03	<0.03	1.1528	297	297	NS
1,2-Dichlorobenzene	mg/kg	<0.039	<0.039	<0.039	<0.039	<0.039	<0.039	<0.039	<0.039	<0.039	<0.039	<0.039	<0.039	<0.039	<0.039	<0.039	<0.039	<0.039	<0.039	1.168	376	376	NS
Dichlorodifluoromethane	mg/kg	<0.043	<0.043	<0.043	<0.043	<0.043	<0.043	<0.043	<0.043	<0.043	<0.043	<0.043	<0.043	<0.043	<0.043	<0.043	<0.043	<0.043	<0.043	3.0863	126	530	NS
1,2-Dichloroethane	mg/kg	<0.03	<0.03	<0.03	<0.03	<0.03	<0.03	<0.03	<0.03	<0.03	<0.03	<0.03	<0.03	<0.03	<0.03	<0.03	<0.03	<0.03	<0.03	0.0028	0.652	2.87	NS
1,1-Dichloroethane	mg/kg	<0.025	<0.025	<0.025	0.037 J	<0.025	<0.025	<0.025	<0.025	<0.025	<0.025	<0.025	<0.025	<0.025	<0.025	<0.025	<0.025	<0.025	<0.025	0.4834	5.06	22.2	NS
1,1-Dichloroethene	mg/kg	<0.029	<0.029	<0.029	**0.113**	<0.029	<0.029	<0.029	<0.029	<0.029	<0.029	<0.029	<0.029	<0.029	<0.029	<0.029	<0.029	<0.029	<0.029	0.005	320	1,190	NS
cis-1,2-Dichloroethene	mg/kg	<0.021	<0.021	<0.021	<0.021	<0.021	<0.021	<0.021	<0.021	<0.021	<0.021	<0.021	<0.021	<0.021	<0.021	<0.021	<0.021	<0.021	<0.021	0.0412	156	2,340	NS
trans-1,2-Dichloroethene	mg/kg	<0.024	<0.024	<0.024	<0.024	<0.024	<0.024	<0.024	<0.024	<0.024	<0.024	0.036 J	0.0253 J	<0.024	<0.024	<0.024	<0.024	<0.024	<0.024	0.0626	1,560	1,850	NS
1,2-Dichloropropane	mg/kg	<0.025	<0.025	<0.025	<0.025	<0.025	<0.025	<0.025	<0.025	<0.025	<0.025	<0.025	<0.025	<0.025	<0.025	<0.025	<0.025	<0.025	<0.025	0.0033	0.406	1.78	NS
2,2-Dichloropropane	mg/kg	<0.1	<0.1	<0.1	<0.1	<0.1	<0.1	<0.1	<0.1	<0.1	<0.1	<0.1	<0.1	<0.1	<0.1	<0.1	<0.1	<0.1	<0.1	NS	191	191	NS
1,3-Dichloropropane	mg/kg	<0.031	<0.031	<0.031	<0.031	<0.031	<0.031	<0.031	<0.031	<0.031	<0.031	<0.031	<0.031	<0.031	<0.031	<0.031	<0.031	<0.031	<0.031	NS	1,490	1,490	NS
Di-isopropyl Ether	mg/kg	<0.012	<0.012	<0.012	<0.012	<0.012	<0.012	<0.012	<0.012	<0.012	<0.012	<0.012	<0.012	<0.012	<0.012	<0.012	<0.012	<0.012	<0.012	NS	2,260	2,260	NS
EDB (1,2-Dibromoethane)	mg/kg	<0.035	<0.035	<0.035	<0.035	<0.035	<0.035	<0.035	<0.035	<0.035	<0.035	<0.035	<0.035	<0.035	<0.035	<0.035	<0.035	<0.035	<0.035	0.0000282	0.05	0.221	NS
Ethylbenzene	mg/kg	0.103	<0.027	<0.027	<0.027	<0.027	<0.027	<0.027	<0.027	0.061 J	0.051 J	0.235	0.088	0.069 J	0.032 J	0.053 J	0.074 J	<0.027	<0.027	1.57	8.02	35.4	NS
Hexachlorobutadiene	mg/kg	<0.11	<0.11	<0.11	<0.11	<0.11	<0.11	<0.11	<0.11	<0.11	<0.11	<0.11	<0.11	<0.11	<0.11	<0.11	<0.11	<0.11	<0.11	NS	1.63	7.19	NS
Isopropylbenzene	mg/kg	0.06 J	<0.037	<0.037	<0.037	<0.037	<0.037	<0.037	<0.037	0.047 J	0.046 J	0.175	0.128	0.067 J	<0.037	<0.037	<0.037	<0.037	<0.037	NS	NS	NS	NS
p-Isopropyltoluene	mg/kg	<0.056	<0.056	<0.056	<0.056	<0.056	<0.056	<0.056	<0.056	<0.056	<0.056	<0.056	<0.056	<0.056	<0.056	<0.056	<0.056	<0.056	<0.056	NS	162	162	NS
Methylene chloride	mg/kg	<0.22	<0.22	<0.22	<0.22	<0.22	<0.22	<0.22	<0.22	<0.22	<0.22	<0.22	<0.22	<0.22	<0.22	<0.22	<0.22	<0.22	<0.22	0.0026	61.8	1,150	NS
Methyl-tert-butyl-ether	mg/kg	<0.025	<0.025	<0.025	<0.025	<0.025	<0.025	<0.025	<0.025	<0.025	<0.025	<0.025	<0.025	<0.025	<0.025	<0.025	<0.025	<0.025	<0.025	0.027	63.8	282	NS
Naphthalene	mg/kg	0.65	<0.087	<0.087	<0.087	<0.087	<0.087	0.09 J	<0.087	0.33	0.33	**1.44**	**0.73**	0.57	0.38	0.37	0.097 J	<0.087	<0.087	0.6582	5.52	24.1	NS
n-Propylbenzene	mg/kg	0.089 J	<0.035	<0.035	<0.035	<0.035	<0.035	<0.035	<0.035	0.06 J	0.057 J	0.226	0.122	0.072 J	<0.035	<0.035	0.046 J	<0.035	<0.035	NS	264	264	NS
1,1,2,2-Tetrachloroethane	mg/kg	<0.013	<0.013	<0.013	<0.013	<0.013	<0.013	<0.013	<0.013	<0.013	<0.013	<0.013	<0.013	<0.013	<0.013	<0.013	<0.013	<0.013	<0.013	0.0002	0.81	3.6	NS
1,1,1,2-Tetrachloroethane	mg/kg	<0.029	<0.029	<0.029	<0.029	<0.029	<0.029	<0.029	<0.029	<0.029	<0.029	<0.029	<0.029	<0.029	<0.029	<0.029	<0.029	<0.029	<0.029	0.0534	2.78	12.3	NS
Tetrachloroethene (PCE)	mg/kg	<0.054	<0.054	<0.054	<0.054	<0.054	<0.054	<0.054	<0.054	<0.054	<0.054	<0.054	<0.054	<0.054	<0.054	**0.072 J**	<0.054	<0.054	<0.054	0.0045	33	145	NS
Toluene	mg/kg	0.46	<0.031	<0.031	<0.031	0.059 J	<0.031	<0.031	<0.031	0.217	0.206	0.69	0.222	0.178	0.122	0.271	0.14	<0.031	<0.031	1.1072	818	818	NS
1,2,4-Trichlorobenzene	mg/kg	<0.085	<0.085	<0.085	<0.085	<0.085	<0.085	<0.085	<0.085	<0.085	<0.085	<0.085	<0.085	<0.085	<0.085	<0.085	<0.085	<0.085	<0.085	0.408	24	113	NS
1,2,3-Trichlorobenzene	mg/kg	<0.12	<0.12	<0.12	<0.12	<0.12	<0.12	<0.12	<0.12	<0.12	<0.12	<0.12	<0.12	<0.12	<0.12	<0.12	<0.12	<0.12	<0.12	NS	62.6	934	NS
1,1,1-Trichloroethane	mg/kg	<0.04	<0.04	**0.88**	**3.11**	<0.04	<0.04	0.046 J	<0.04	<0.04	<0.04	0.097 J	0.040	<0.04	<0.04	0.081 J	<0.04	<0.04	<0.04	0.1402	640	640	NS
1,1,2-Trichloroethane	mg/kg	<0.033	<0.033	<0.033	<0.033	<0.033	<0.033	<0.033	<0.033	<0.033	<0.033	<0.033	<0.033	<0.033	<0.033	<0.033	<0.033	<0.033	<0.033	0.0032	1.59	7.01	NS
Trichloroethene (TCE)	mg/kg	<0.042	<0.042	**[1.51]**	**[3.3]**	<0.042	<0.042	**0.08 J**	<0.042	**[5.2]**	**[5.8]**	**{[17.5]}**	**[8.4]**	**[6.6]**	**[4.8]**	**[1.48]**	**0.41**	**0.52**	**0.312**	0.0036	1.3	8.41	NS
Trichlorofluoromethane	mg/kg	<0.06	<0.06	<0.06	<0.06	<0.06	<0.06	<0.06	<0.06	<0.06	<0.06	<0.06	<0.06	<0.06	<0.06	<0.06	<0.06	<0.06	<0.06	NS	1,230	1,230	NS
1,2,4-Trimethylbenzene	mg/kg	0.39	<0.078	<0.078	<0.078	<0.078	<0.078	<0.078	<0.078	0.132 J	0.145 J	0.52	0.288	0.241 J	0.109 J	0.203 J	<0.078	<0.078	<0.078	1.3821	219	219	NS
1,3,5-Trimethylbenzene	mg/kg	0.123 J	<0.089	<0.089	<0.089	<0.089	<0.089	<0.089	<0.089	<0.089	<0.089	0.113 J	<0.089	<0.089	<0.089	<0.089	<0.089	<0.089	<0.089		182	182	NS
Vinyl Chloride	mg/kg	<0.01	<0.01	<0.01	<0.01	<0.01	<0.01	<0.01	<0.01	<0.01	<0.01	<0.01	<0.01	<0.01	<0.01	<0.01	<0.01	<0.01	<0.01	0.0001	0.067	2.08	NS
Xylenes (total)	mg/kg	1.10	<0.029	<0.029	<0.029	0.046 J	<0.029	<0.029	<0.029	0.414	0.447	1.83	0.77	0.638	0.299	0.73	0.034 J	<0.029	<0.029	3.96	260	260	NS

Notes:

1. Unsaturated/smear zone versus satured soil conditions based on: (1) measured water levels in adjacent/nearby monitoring wells, or (2) soil moisture conditions recorded on soil boring logs during drilling.
2. Analytical units: mg/kg = milligrams per kilogram (equivalent to parts per million, ppm)
3. NA = not analyzed
4. Groundwater Pathway RCL = Residual Contaminant Level for protection of groundwater (dilution factor of 2) as presented on the WDNR's RCL Spreadsheet (dated March 2017) referenced in WDNR guidance document PUB-RR-890 "Soil Residual Contaminant Level Determinations Using the US EPA Regional Screening Level Web Calculator", dated June 2014
5. Non-Industrial Direct Contact RCL = Residual Contaminant Level for protection of direct contact at a non-industrial property as presented on the WDNR's RCL Spreadsheet (dated March 2017) with default input parameters as referenced in WDNR guidance document PUB-RR-890 "Soil Residual Contaminant Level Determinations Using the US EPA Regional Screening Level Web Calculator", dated June 2014
6. Industrial Direct Contact RCL = Residual Contaminant Level for protection of direct contact at an industrial property as presented on the WDNR's RCL Spreadsheet (dated March 2017) with default input parameters as referenced in WDNR guidance document PUB-RR-890 "Soil Residual Contaminant Level Determinations Using the US EPA Regional Screening Level Web Calculator", dated June 2014
7. Background Threshold Value = Non-outlier trace element maximum levels in Wisconsin surface soils from USGS report "Distribution and Variation of Arsenic in Wisconsin Surface Soils, With Data on Other Trace Elements" (revised February 2013).
8. NS = no standard established
9. Laboratory flags: "J" = Analyte detected between Limit of Detection and Limit of Quantitation
10. Exceedances: **BOLD** = Concentration exceeds Groundwater Pathway RCL
    [ ] = Concentration exceeds Non-Industrial Direct Contact RCL (any depth)
    { } = Concentration exceeds Industrial Direct Contact RCL (any depth)

Table 1
Pre-Remedial Soil Analytical Table
ACME Galvanizing - 2730 S. 19th Street, Milwaukee, Wisconsin
Sigma Project No. 12884

Soil Sample Location:		GP-1			GP-2			GP-3			GP-4a			GP-5a			Groundwater Pathway RCL [4]	Non-Industrial Direct Contact RCL [5]	Industrial Direct Contact RCL [6]	Background Threshold Value [7]
Sample Depth (feet bgs):		2-4	10-12	20-22	2-4	6-8	12-14	2-4	10-12	14-15	2-4	4-6	8-10	2-4	4-6	8-10				
Sample Collection Date:		10/23/17	10/23/17	10/23/17	10/23/17	10/23/17	10/23/17	10/23/17	10/23/17	10/23/17	10/23/17	10/23/17	10/23/17	10/23/17	10/23/17	10/23/17				
VOCs																				
Benzene	mg/kg	<0.03	<0.03	<0.03	<0.03	<0.03	<0.03	<0.03	<0.03	<0.03	<0.03	<0.03	<0.03	**0.035 J**	<0.03	<0.03	0.0051	1.6	7.07	NS
Bromobenzene	mg/kg	<0.025	<0.025	<0.025	<0.025	<0.025	<0.025	<0.025	<0.025	<0.025	<0.025	<0.025	<0.025	<0.025	<0.025	<0.025	NS	342	679	NS
Bromodichloromethane	mg/kg	<0.074	<0.074	<0.074	<0.074	<0.074	<0.074	<0.074	<0.074	<0.074	<0.074	<0.074	<0.074	<0.074	<0.074	<0.074	0.0003	0.418	1.83	NS
Bromoform	mg/kg	<0.029	<0.029	<0.029	<0.029	<0.029	<0.029	<0.029	<0.029	<0.029	<0.029	<0.029	<0.029	<0.029	<0.029	<0.029	0.0023	25.4	113	NS
tert-Butylbenzene	mg/kg	<0.026	<0.026	<0.026	<0.026	<0.026	<0.026	<0.026	<0.026	<0.026	<0.026	<0.026	<0.026	<0.026	<0.026	<0.026	NS	183	183	NS
sec-Butylbenzene	mg/kg	<0.033	<0.033	<0.033	<0.033	<0.033	<0.033	<0.033	<0.033	<0.033	<0.033	<0.033	<0.033	<0.033	<0.033	<0.033	NS	145	145	NS
n-Butylbenzene	mg/kg	<0.04	<0.04	<0.04	<0.04	<0.04	<0.04	<0.04	<0.04	<0.04	0.049 J	<0.04	<0.04	<0.04	<0.04	<0.04	NS	108	108	NS
Carbon tetrachloride	mg/kg	<0.016	<0.016	<0.016	<0.016	<0.016	<0.016	<0.016	<0.016	<0.016	<0.016	<0.016	<0.016	<0.016	<0.016	<0.016	0.0039	0.916	4.03	NS
Chlorobenzene	mg/kg	<0.013	<0.013	<0.013	<0.013	<0.013	<0.013	<0.013	0.0183 J	<0.013	<0.013	<0.013	<0.013	<0.013	<0.013	<0.013	NS	370	761	NS
Chloroethane	mg/kg	<0.091	<0.091	<0.091	<0.091	<0.091	<0.091	<0.091	<0.091	<0.091	<0.091	<0.091	<0.091	<0.091	<0.091	<0.091	0.2266	NS	NS	NS
Chloroform	mg/kg	<0.035	<0.035	<0.035	<0.035	<0.035	<0.035	<0.035	<0.035	<0.035	<0.035	<0.035	<0.035	<0.035	<0.035	<0.035	0.0033	0.454	1.98	NS
Chloromethane	mg/kg	<0.076	<0.076	<0.076	<0.076	<0.076	<0.076	<0.076	<0.076	<0.076	<0.076	<0.076	<0.076	<0.076	<0.076	<0.076	0.0155	159	669	NS
2-Chlorotoluene	mg/kg	<0.015	<0.015	<0.015	<0.015	<0.015	<0.015	<0.015	<0.015	<0.015	<0.015	<0.015	<0.015	<0.015	<0.015	<0.015	NS	907	907	NS
4-Chlorotoluene	mg/kg	<0.018	<0.018	<0.018	<0.018	<0.018	<0.018	<0.018	<0.018	<0.018	<0.018	<0.018	<0.018	<0.018	<0.018	<0.018	NS	253	253	NS
1,2-Dibromo-3-chloropropane	mg/kg	<0.058	<0.058	<0.058	<0.058	<0.058	<0.058	<0.058	<0.058	<0.058	<0.058	<0.058	<0.058	<0.058	<0.058	<0.058	0.0002	0.008	0.092	NS
Dibromochloromethane	mg/kg	<0.025	<0.025	<0.025	<0.025	<0.025	<0.025	<0.025	<0.025	<0.025	<0.025	<0.025	<0.025	<0.025	<0.025	<0.025	0.032	8.28	38.9	NS
1,4-Dichlorobenzene	mg/kg	<0.037	<0.037	<0.037	<0.037	<0.037	<0.037	<0.037	<0.037	<0.037	<0.037	<0.037	<0.037	<0.037	<0.037	<0.037	0.144	3.74	16.4	NS
1,3-Dichlorobenzene	mg/kg	<0.037	<0.037	<0.037	<0.037	<0.037	<0.037	<0.037	<0.037	<0.037	<0.037	<0.037	<0.037	<0.037	<0.037	<0.037	1.1528	297	297	NS
1,2-Dichlorobenzene	mg/kg	<0.028	<0.028	0.054 J	<0.028	<0.028	0.255	<0.028	<0.028	<0.028	<0.028	<0.028	<0.028	<0.028	<0.028	<0.028	1.168	376	376	NS
Dichlorodifluoromethane	mg/kg	<0.048	<0.048	<0.048	<0.048	<0.048	<0.048	<0.048	<0.048	<0.048	<0.048	<0.048	<0.048	<0.048	<0.048	<0.048	3.0863	126	530	NS
1,2-Dichloroethane	mg/kg	<0.038	<0.038	<0.038	<0.038	<0.038	<0.038	<0.038	<0.038	<0.038	<0.038	<0.038	<0.038	<0.038	<0.038	<0.038	0.0028	0.652	2.87	NS
1,1-Dichloroethane	mg/kg	<0.034	<0.034	<0.034	0.156	<0.034	<0.034	<0.034	<0.034	<0.034	<0.034	<0.034	<0.034	<0.034	<0.034	<0.034	0.4834	5.06	22.2	NS
1,1-Dichloroethene	mg/kg	<0.022	<0.022	<0.022	**0.047 J**	<0.022	<0.022	<0.022	**0.083**	<0.022	<0.022	<0.022	<0.022	<0.022	<0.022	<0.022	0.005	320	1,190	NS
cis-1,2-Dichloroethene	mg/kg	<0.032	<0.032	<0.032	<0.032	<0.032	<0.032	<0.032	**2.04**	**0.2**	<0.032	<0.032	<0.032	<0.032	0.033 J	<0.032	0.0412	156	2,340	NS
trans-1,2-Dichloroethene	mg/kg	<0.028	<0.028	<0.028	<0.028	<0.028	<0.028	<0.028	**7.8**	**0.47**	<0.028	<0.028	<0.028	<0.028	<0.028	<0.028	0.0626	1,560	1,850	NS
1,2-Dichloropropane	mg/kg	<0.035	<0.035	<0.035	<0.035	<0.035	<0.035	<0.035	<0.035	<0.035	<0.035	<0.035	<0.035	<0.035	<0.035	<0.035	0.0033	0.406	1.78	NS
1,3-Dichloropropane	mg/kg	<0.025	<0.025	<0.025	<0.025	<0.025	<0.025	<0.025	<0.025	<0.025	<0.025	<0.025	<0.025	<0.025	<0.025	<0.025	NS	1,490	1,490	NS
trans-1,3-Dichloropropene	mg/kg	<0.022	<0.022	<0.022	<0.022	<0.022	<0.022	<0.022	<0.022	<0.022	<0.022	<0.022	<0.022	<0.022	<0.022	<0.022				
cis-1,3-Dichloropropene	mg/kg	<0.039	<0.039	<0.039	<0.039	<0.039	<0.039	<0.039	<0.039	<0.039	<0.039	<0.039	<0.039	<0.039	<0.039	<0.039				
Di-isopropyl Ether	mg/kg	<0.01	<0.01	<0.01	<0.01	<0.01	<0.01	<0.01	<0.01	<0.01	<0.01	<0.01	<0.01	<0.01	<0.01	<0.01	NS	2,260	2,260	NS
EDB (1,2-Dibromoethane)	mg/kg	<0.023	<0.023	<0.023	<0.023	<0.023	<0.023	<0.023	<0.023	<0.023	<0.023	<0.023	<0.023	<0.023	<0.023	<0.023	0.0000282	0.05	0.221	NS
Ethylbenzene	mg/kg	0.062 J	<0.035	<0.035	<0.035	<0.035	<0.035	<0.035	<0.035	<0.035	0.081 J	<0.035	<0.035	0.050 J	<0.035	<0.035	1.57	8.02	35.4	NS
Hexachlorobutadiene	mg/kg	<0.085	<0.085	<0.085	<0.085	<0.085	<0.085	<0.085	<0.085	<0.085	<0.085	<0.085	<0.085	<0.085	<0.085	<0.085	NS	1.63	7.19	NS
Isopropylbenzene	mg/kg	0.052 J	<0.034	<0.034	<0.034	<0.034	<0.034	<0.034	<0.034	<0.034	<0.034	<0.034	<0.034	<0.034	<0.034	<0.034	NS	NS	NS	NS
p-Isopropyltoluene	mg/kg	<0.029	<0.029	<0.029	<0.029	<0.029	<0.029	<0.029	<0.029	<0.029	<0.029	<0.029	<0.029	<0.029	<0.029	<0.029	NS	162	162	NS
Methylene chloride	mg/kg	<0.15	<0.15	<0.15	<0.15	<0.15	<0.15	<0.15	<0.15	<0.15	<0.15	<0.15	<0.15	<0.15	<0.15	<0.15	0.0026	61.8	1,150	NS
Methyl-tert-butyl-ether	mg/kg	<0.05	<0.05	<0.05	<0.05	<0.05	<0.05	<0.05	<0.05	<0.05	<0.05	<0.05	<0.05	<0.05	<0.05	<0.05	0.027	63.8	282	NS
Naphthalene	mg/kg	0.33	0.19 J	<0.094	<0.094	<0.094	<0.094	0.238 J	<0.094	<0.094	0.34	<0.094	<0.094	0.4	0.161 J	<0.094	0.6582	5.52	24.1	NS
n-Propylbenzene	mg/kg	0.055 J	<0.033	<0.033	<0.033	<0.033	<0.033	<0.033	<0.033	<0.033	0.066 J	<0.033	<0.033	0.033 J	<0.033	<0.033	NS	264	264	NS
1,1,2,2-Tetrachloroethane	mg/kg	<0.028	<0.028	<0.028	<0.028	<0.028	<0.028	<0.028	<0.028	<0.028	<0.028	<0.028	<0.028	<0.028	<0.028	<0.028	0.0002	0.81	3.6	NS
1,1,1,2-Tetrachloroethane	mg/kg	<0.028	<0.028	<0.028	<0.028	<0.028	<0.028	<0.028	<0.028	<0.028	<0.028	<0.028	<0.028	<0.028	<0.028	<0.028	0.0534	2.78	12.3	NS
Tetrachloroethene (PCE)	mg/kg	**0.036 J**	<0.032	**0.263**	**0.038 J**	<0.032	**0.45**	<0.032	**0.067 J**	<0.032	<0.032	<0.032	<0.032	**0.064 J**	**0.033 J**	<0.032	0.0045	33	145	NS
Toluene	mg/kg	0.18	0.075 J	<0.032	0.037 J	<0.032	<0.032	<0.032	<0.032	<0.032	0.119	<0.032	0.105	0.261	0.050 J	<0.032	1.1072	818	818	NS
1,2,4-Trichlorobenzene	mg/kg	<0.064	<0.064	<0.064	<0.064	<0.064	<0.064	<0.064	<0.064	<0.064	<0.064	<0.064	<0.064	<0.064	<0.064	<0.064	0.408	24	113	NS
1,2,3-Trichlorobenzene	mg/kg	<0.066	<0.066	<0.066	<0.066	<0.066	<0.066	<0.066	<0.066	<0.066	<0.066	<0.066	<0.066	<0.066	<0.066	<0.066	NS	62.6	934	NS
1,1,1-Trichloroethane	mg/kg	<0.03	<0.03	0.052 J	**0.91 J**	<0.03	<0.03	<0.03	<0.03	<0.03	0.092 J	0.072 J	0.070 J	0.104 J	0.054 J	<0.03	0.1402	640	640	NS
1,1,2-Trichloroethane	mg/kg	<0.033	<0.033	<0.033	<0.033	<0.033	<0.033	<0.033	<0.033	<0.033	<0.033	<0.033	<0.033	<0.033	<0.033	<0.033	0.0032	1.59	7.01	NS
Trichloroethene (TCE)	mg/kg	**[2.36]**	**[2.75]**	**[2.97]**	**[4.2]**	**0.051 J**	**[5.5]**	**[1.55]**	**[5.8]**	**{[25.1]}**	**0.79**	**[1.65]**	**[2.62]**	**[2.33]**	**1.25**	<0.041	0.0036	1.3	8.41	NS
Trichlorofluoromethane	mg/kg	<0.041	<0.041	<0.041	<0.041	<0.041	<0.041	<0.041	<0.041	<0.041	<0.041	<0.041	<0.041	<0.041	<0.041	<0.041	NS	1,230	1,230	NS
1,2,4-Trimethylbenzene	mg/kg	0.13	0.053 J	<0.025	<0.025	<0.025	<0.025	<0.025	<0.025	<0.025	0.183	<0.025	<0.025	0.232	0.075 J	<0.025	1.3821	219	219	NS
1,3,5-Trimethylbenzene	mg/kg	<0.032	<0.032	<0.032	<0.032	<0.032	<0.032	<0.032	<0.032	<0.032	0.057 J	<0.032	<0.032	0.059 J	<0.032	<0.032		182	182	NS
Vinyl Chloride	mg/kg	<0.019	<0.019	<0.019	<0.019	<0.019	<0.019	<0.019	<0.019	<0.019	<0.019	<0.019	<0.019	<0.019	<0.019	<0.019	0.0001	0.067	2.08	NS
Xylenes (total)	mg/kg	0.441 J	0.159 J	<0.116	<0.116	<0.116	<0.116	<0.116	<0.116	<0.116	0.421	<0.116	0.22 J	0.625	0.089 J	<0.116	3.96	260	260	NS

Notes:

1. Unsaturated/smear zone versus satured soil conditions based on: (1) measured water levels in adjacent/nearby monitoring wells, or (2) soil moisture conditions recorded on soil boring logs during drilling.
2. Analytical units: mg/kg = milligrams per kilogram (equivalent to parts per million, ppm)
3. NA = not analyzed
4. Groundwater Pathway RCL = Residual Contaminant Level for protection of groundwater (dilution factor of 2) as presented on the WDNR's RCL Spreadsheet (dated March 2017) referenced in WDNR guidance document PUB-RR-890 "Soil Residual Contaminant Level Determinations Using the US EPA Regional Screening Level Web Calculator", dated June
5. Non-Industrial Direct Contact RCL = Residual Contaminant Level for protection of direct contact at a non-industrial property as presented on the WDNR's RCL Spreadsheet (dated March 2017) with default input parameters as referenced in WDNR guidance document PUB-RR-890 "Soil Residual Contaminant Level Determinations Using the US EPA Regional Screening Level Web Calculator", dated June 2014
6. Industrial Direct Contact RCL = Residual Contaminant Level for protection of direct contact at an industrial property as presented on the WDNR's RCL Spreadsheet (dated March 2017) with default input parameters as referenced in WDNR guidance document PUB-RR-890 "Soil Residual Contaminant Level Determinations Using the US EPA Regional Screening Level Web Calculator", dated June 2014
7. Background Threshold Value = Non-outlier trace element maximum levels in Wisconsin surface soils from USGS report "Distribution and Variation of Arsenic in Wisconsin Surface Soils, With Data on Other Trace Elements" (revised February 2013).
8. NS = no standard established
9. Laboratory flags: "J" = Analyte detected between Limit of Detection and Limit of Quantitation
10. Exceedances:
   - **BOLD** = Concentration exceeds Groundwater Pathway RCL
   - **[ ]** = Concentration exceeds Non-Industrial Direct Contact RCL (any depth)
   - **{ }** = Concentration exceeds Industrial Direct Contact RCL (any depth)

Table 1
Pre-Remedial Soil Analytical Table
ACME Galvanizing - 2730 S. 19th Street, Milwaukee, Wisconsin
Sigma Project No. 12884

Soil Sample Location:		GP-6			GP-7			GP-8			GP-9			GP-11			GP-12			Groundwater Pathway RCL [4]	Non-Industrial Direct Contact RCL [5]	Industrial Direct Contact RCL [6]	Background Threshold Value [7]
Sample Depth (feet bgs):		2-4	8-10	10-12	2-4	4-6	6-8	2-4	4-6	8-10	2-4	8-10	12-14	1-3	3-5	7-9	2-4	4-6	12-14				
Sample Collection Date:		10/23/17	10/23/17	10/23/17	10/23/17	10/23/17	10/23/17	10/23/17	10/23/17	10/23/17	10/23/17	10/23/17	10/23/17	10/23/17	10/23/17	10/23/17	10/23/17	10/23/17	10/23/17				
VOCs																							
Benzene	mg/kg	<0.03	**0.054 J**	<0.03	<0.03	<0.03	<0.03	<0.03	<0.03	<0.03	<0.03	<0.03	<0.03	<0.03	<0.03	<0.03	<0.03	<0.03	<0.03	0.0051	1.6	7.07	NS
Bromobenzene	mg/kg	<0.025	<0.025	<0.025	<0.025	<0.025	<0.025	<0.025	<0.025	<0.025	<0.025	<0.025	<0.025	<0.025	<0.025	<0.025	<0.025	<0.025	<0.025	NS	342	679	NS
Bromodichloromethane	mg/kg	<0.074	<0.074	<0.074	<0.074	<0.074	<0.074	<0.074	<0.074	<0.074	<0.074	<0.074	<0.074	<0.074	<0.074	<0.074	<0.074	<0.074	<0.074	0.0003	0.418	1.83	NS
Bromoform	mg/kg	<0.029	<0.029	<0.029	<0.029	<0.029	<0.029	<0.029	<0.029	<0.029	<0.029	<0.029	<0.029	<0.029	<0.029	<0.029	<0.029	<0.029	<0.029	0.0023	25.4	113	NS
tert-Butylbenzene	mg/kg	<0.026	<0.026	<0.026	<0.026	<0.026	<0.026	<0.026	<0.026	<0.026	<0.026	<0.026	<0.026	<0.026	<0.026	<0.026	<0.026	<0.026	<0.026	NS	183	183	NS
sec-Butylbenzene	mg/kg	<0.033	<0.033	<0.033	<0.033	<0.033	<0.033	<0.033	<0.033	<0.033	<0.033	0.158	<0.033	<0.033	<0.033	<0.033	<0.033	<0.033	<0.033	NS	145	145	NS
n-Butylbenzene	mg/kg	<0.04	<0.04	<0.04	0.079 J	<0.04	<0.04	<0.04	<0.04	<0.04	<0.04	0.33	<0.04	<0.04	<0.04	<0.04	<0.04	<0.04	<0.04	NS	108	108	NS
Carbon tetrachloride	mg/kg	<0.016	<0.016	<0.016	<0.016	<0.016	<0.016	<0.016	<0.016	<0.016	<0.016	<0.016	<0.016	<0.016	<0.016	<0.016	<0.016	<0.016	<0.016	0.0039	0.916	4.03	NS
Chlorobenzene	mg/kg	<0.013	<0.013	<0.013	0.199	0.122	0.222	<0.013	<0.013	<0.013	<0.013	<0.013	<0.013	<0.013	<0.013	<0.013	<0.013	<0.013	<0.013	NS	370	761	NS
Chloroethane	mg/kg	<0.091	<0.091	<0.091	<0.091	<0.091	<0.091	<0.091	<0.091	<0.091	<0.091	<0.091	<0.091	<0.091	<0.091	<0.091	<0.091	<0.091	<0.091	0.2266	NS	NS	NS
Chloroform	mg/kg	<0.035	<0.035	<0.035	**0.065 J**	<0.035	<0.035	<0.035	<0.035	<0.035	<0.035	<0.035	<0.035	<0.035	<0.035	<0.035	<0.035	<0.035	<0.035	0.0033	0.454	1.98	NS
Chloromethane	mg/kg	<0.076	<0.076	<0.076	<0.076	<0.076	<0.076	<0.076	<0.076	<0.076	<0.076	<0.076	<0.076	<0.076	<0.076	<0.076	<0.076	<0.076	<0.076	0.0155	159	669	NS
2-Chlorotoluene	mg/kg	<0.015	<0.015	<0.015	<0.015	<0.015	<0.015	<0.015	<0.015	<0.015	<0.015	<0.015	<0.015	<0.015	<0.015	<0.015	<0.015	<0.015	<0.015	NS	907	907	NS
4-Chlorotoluene	mg/kg	<0.018	<0.018	<0.018	<0.018	<0.018	<0.018	<0.018	<0.018	<0.018	<0.018	<0.018	<0.018	<0.018	<0.018	<0.018	<0.018	<0.018	<0.018	NS	253	253	NS
1,2-Dibromo-3-chloropropane	mg/kg	<0.058	<0.058	<0.058	<0.058	<0.058	<0.058	<0.058	<0.058	<0.058	<0.058	<0.058	<0.058	<0.058	<0.058	<0.058	<0.058	<0.058	<0.058	0.0002	0.008	0.092	NS
Dibromochloromethane	mg/kg	<0.025	<0.025	<0.025	<0.025	<0.025	<0.025	<0.025	<0.025	<0.025	<0.025	<0.025	<0.025	<0.025	<0.025	<0.025	<0.025	<0.025	<0.025	0.032	8.28	38.9	NS
1,4-Dichlorobenzene	mg/kg	<0.037	<0.037	<0.037	0.105 J	0.085 J	0.063 J	<0.037	<0.037	<0.037	<0.037	<0.037	<0.037	<0.037	<0.037	<0.037	<0.037	<0.037	<0.037	0.144	3.74	16.4	NS
1,3-Dichlorobenzene	mg/kg	<0.037	<0.037	<0.037	0.055 J	0.049 J	<0.037	<0.037	<0.037	<0.037	<0.037	<0.037	<0.037	<0.037	<0.037	<0.037	<0.037	<0.037	<0.037	1.1528	297	297	NS
1,2-Dichlorobenzene	mg/kg	<0.028	<0.028	<0.028	**3.4**	**2.29**	0.56	<0.028	<0.028	<0.028	<0.028	<0.028	<0.028	<0.028	<0.028	<0.028	<0.028	<0.028	<0.028	1.168	376	376	NS
Dichlorodifluoromethane	mg/kg	<0.048	<0.048	<0.048	<0.048	<0.048	<0.048	<0.048	<0.048	<0.048	<0.048	<0.048	<0.048	<0.048	<0.048	<0.048	<0.048	<0.048	<0.048	3.0863	126	530	NS
1,2-Dichloroethane	mg/kg	<0.038	<0.038	<0.038	**0.139**	<0.038	<0.038	<0.038	<0.038	<0.038	<0.038	<0.038	<0.038	<0.038	<0.038	<0.038	<0.038	<0.038	<0.038	0.0028	0.652	2.87	NS
1,1-Dichloroethane	mg/kg	<0.034	<0.034	<0.034	<0.034	<0.034	<0.034	<0.034	<0.034	<0.034	<0.034	<0.034	<0.034	0.094 J	<0.034	<0.034	0.162	0.137	0.48	0.4834	5.06	22.2	NS
1,1-Dichloroethene	mg/kg	<0.022	<0.022	<0.022	<0.022	<0.022	<0.022	<0.022	<0.022	<0.022	<0.022	<0.022	<0.022	<0.022	<0.022	<0.022	<0.022	<0.022	**0.109**	0.005	320	1,190	NS
cis-1,2-Dichloroethene	mg/kg	<0.032	<0.032	<0.032	<0.032	<0.032	<0.032	<0.032	<0.032	<0.032	<0.032	<0.032	<0.032	<0.032	<0.032	<0.032	**0.113**	**0.106**	**0.57**	0.0412	156	2,340	NS
trans-1,2-Dichloroethene	mg/kg	<0.028	<0.028	<0.028	<0.028	<0.028	<0.028	<0.028	<0.028	<0.028	<0.028	<0.028	<0.028	<0.028	<0.028	<0.028	<0.028	<0.028	**0.132**	0.0626	1,560	1,850	NS
1,2-Dichloropropane	mg/kg	<0.035	<0.035	<0.035	<0.035	<0.035	<0.035	<0.035	<0.035	<0.035	<0.035	<0.035	<0.035	<0.035	<0.035	<0.035	<0.035	<0.035	<0.035	0.0033	0.406	1.78	NS
1,3-Dichloropropane	mg/kg	<0.025	<0.025	<0.025	<0.025	<0.025	<0.025	<0.025	<0.025	<0.025	<0.025	<0.025	<0.025	<0.025	<0.025	<0.025	<0.025	<0.025	<0.025	NS	1,490	1,490	NS
trans-1,3-Dichloropropene	mg/kg	<0.022	<0.022	<0.022	<0.022	<0.022	<0.022	<0.022	<0.022	<0.022	<0.022	<0.022	<0.022	<0.022	<0.022	<0.022	<0.022	<0.022	<0.022				
cis-1,3-Dichloropropene	mg/kg	<0.039	<0.039	<0.039	<0.039	<0.039	<0.039	<0.039	<0.039	<0.039	<0.039	<0.039	<0.039	<0.039	<0.039	<0.039	<0.039	<0.039	<0.039				
Di-isopropyl Ether	mg/kg	<0.01	<0.01	<0.01	<0.01	<0.01	<0.01	<0.01	<0.01	<0.01	<0.01	<0.01	<0.01	<0.01	<0.01	<0.01	<0.01	<0.01	<0.01	NS	2,260	2,260	NS
EDB (1,2-Dibromoethane)	mg/kg	<0.023	<0.023	<0.023	<0.023	<0.023	<0.023	<0.023	<0.023	<0.023	<0.023	<0.023	<0.023	<0.023	<0.023	<0.023	<0.023	<0.023	<0.023	0.0000282	0.05	0.221	NS
Ethylbenzene	mg/kg	<0.035	0.071 J	<0.035	0.082 J	0.055 J	<0.035	<0.035	<0.035	<0.035	<0.035	<0.035	<0.035	<0.035	<0.035	<0.035	<0.035	<0.035	<0.035	1.57	8.02	35.4	NS
Hexachlorobutadiene	mg/kg	<0.085	<0.085	<0.085	<0.085	<0.085	<0.085	<0.085	<0.085	<0.085	<0.085	<0.085	<0.085	<0.085	<0.085	<0.085	<0.085	<0.085	<0.085	NS	1.63	7.19	NS
Isopropylbenzene	mg/kg	<0.034	<0.034	<0.034	0.069 J	<0.034	<0.034	<0.034	<0.034	<0.034	<0.034	0.036 J	<0.034	<0.034	<0.034	<0.034	<0.034	<0.034	<0.034	NS	NS	NS	NS
p-Isopropyltoluene	mg/kg	<0.029	<0.029	<0.029	0.046 J	<0.029	<0.029	<0.029	<0.029	<0.029	<0.029	<0.029	<0.029	<0.029	<0.029	<0.029	<0.029	<0.029	<0.029	NS	162	162	NS
Methylene chloride	mg/kg	<0.15	<0.15	<0.15	<0.15	<0.15	<0.15	<0.15	<0.15	<0.15	<0.15	<0.15	<0.15	<0.15	<0.15	<0.15	<0.15	<0.15	<0.15	0.0026	61.8	1,150	NS
Methyl-tert-butyl-ether	mg/kg	<0.05	<0.05	<0.05	<0.05	<0.05	<0.05	<0.05	<0.05	<0.05	<0.05	<0.05	<0.05	<0.05	<0.05	<0.05	<0.05	<0.05	<0.05	0.027	63.8	282	NS
Naphthalene	mg/kg	0.174 J	**1.45**	<0.094	**1.18**	0.58	<0.094	<0.094	<0.094	<0.094	<0.094	0.302	<0.094	<0.094	<0.094	<0.094	<0.094	<0.094	<0.094	0.6582	5.52	24.1	NS
n-Propylbenzene	mg/kg	<0.033	0.035 J	<0.033	0.076 J	0.036 J	<0.033	<0.033	<0.033	<0.033	<0.033	<0.033	<0.033	<0.033	<0.033	<0.033	<0.033	<0.033	<0.033	NS	264	264	NS
1,1,2,2-Tetrachloroethane	mg/kg	<0.028	<0.028	<0.028	<0.028	<0.028	<0.028	<0.028	<0.028	<0.028	<0.028	<0.028	<0.028	<0.028	<0.028	<0.028	<0.028	<0.028	<0.028	0.0002	0.81	3.6	NS
1,1,1,2-Tetrachloroethane	mg/kg	<0.028	<0.028	<0.028	<0.028	<0.028	<0.028	<0.028	<0.028	<0.028	<0.028	<0.028	<0.028	<0.028	<0.028	<0.028	<0.028	<0.028	<0.028	0.0534	2.78	12.3	NS
Tetrachloroethene (PCE)	mg/kg	<0.032	<0.032	<0.032	**0.033 J**	<0.032	<0.032	<0.032	<0.032	<0.032	0.185	<0.032	<0.032	**0.42**	**0.053 J**	<0.032	**0.57**	**0.62**	<0.032	0.0045	33	145	NS
Toluene	mg/kg	0.169	0.42	<0.032	0.296	0.32	<0.032	0.052 J	<0.032	<0.032	<0.032	<0.032	<0.032	<0.032	<0.032	<0.032	<0.032	0.039 J	<0.032	1.1072	818	818	NS
1,2,4-Trichlorobenzene	mg/kg	<0.064	<0.064	<0.064	<0.064	<0.064	<0.064	<0.064	<0.064	<0.064	<0.064	<0.064	<0.064	<0.064	<0.064	<0.064	<0.064	<0.064	<0.064	0.408	24	113	NS
1,2,3-Trichlorobenzene	mg/kg	<0.066	<0.066	<0.066	<0.066	<0.066	<0.066	<0.066	<0.066	<0.066	<0.066	<0.066	<0.066	<0.066	<0.066	<0.066	<0.066	<0.066	<0.066	NS	62.6	934	NS
1,1,1-Trichloroethane	mg/kg	<0.03	0.096 J	<0.03	**0.38 J**	**0.198 J**	<0.03	0.033 J	<0.03	<0.03	**0.216 J**	<0.03	<0.03	**0.47 J**	0.067 J	<0.03	**0.89 J**	**1.09**	**0.50 J**	0.1402	640	640	NS
1,1,2-Trichloroethane	mg/kg	<0.033	<0.033	<0.033	<0.033	<0.033	<0.033	<0.033	<0.033	<0.033	<0.033	<0.033	<0.033	<0.033	<0.033	<0.033	<0.033	<0.033	<0.033	0.0032	1.59	7.01	NS
Trichloroethene (TCE)	mg/kg	**1.13**	**[3.8]**	<0.041	**{[14.7]}**	**{[9.1]}**	<0.041	**0.93**	**0.21**	<0.041	**[1.75]**	<0.041	<0.041	**{[10.1]}**	**0.84**	<0.041	**{[10.2]}**	**{[10.8]}**	**{[12.9]}**	0.0036	1.3	8.41	NS
Trichlorofluoromethane	mg/kg	<0.041	<0.041	<0.041	<0.041	<0.041	<0.041	<0.041	<0.041	<0.041	<0.041	<0.041	<0.041	<0.041	<0.041	<0.041	<0.041	<0.041	<0.041	NS	1,230	1,230	NS
1,2,4-Trimethylbenzene	mg/kg	0.106	0.35	<0.025	0.97	0.235	<0.025	<0.025	<0.025	<0.025	<0.025	<0.025	<0.025	<0.025	<0.025	<0.025	<0.025	0.0301 J	<0.025	1.3821	219	219	NS
1,3,5-Trimethylbenzene	mg/kg	<0.032	0.083 J	<0.032	0.33	0.065 J	<0.032	<0.032	<0.032	<0.032	<0.032	<0.032	<0.032	<0.032	<0.032	<0.032	<0.032	<0.032	<0.032		182	182	NS
Vinyl Chloride	mg/kg	<0.019	<0.019	<0.019	<0.019	<0.019	<0.019	<0.019	<0.019	<0.019	<0.019	<0.019	<0.019	<0.019	<0.019	<0.019	<0.019	<0.019	<0.019	0.0001	0.067	2.08	NS
Xylenes (total)	mg/kg	0.349 J	0.940	<0.116	1.940	0.729	<0.116	<0.116	<0.116	<0.116	<0.116	<0.116	<0.116	<0.116	<0.116	<0.116	<0.116	<0.116	<0.116	3.96	260	260	NS

Notes:
1. Unsaturated/smear zone versus satured soil conditions based on: (1) measured water levels in adjacent/nearby monitoring wells, or (2) soil moisture conditions recorded on soil boring logs during drilling.
2. Analytical units: mg/kg = milligrams per kilogram (equivalent to parts per million, ppm)
3. NA = not analyzed
4. Groundwater Pathway RCL = Residual Contaminant Level for protection of groundwater (dilution factor of 2) as presented on the WDNR's RCL Spreadsheet (dated March 2017) referenced in WDNR guidance document PUB-RR-890 "Soil Residual Contaminant Level Determinations Using the US EPA Regional Screening Level Web Calculator", dated June 2014
5. Non-Industrial Direct Contact RCL = Residual Contaminant Level for protection of direct contact at a non-industrial property as presented on the WDNR's RCL Spreadsheet (dated March 2017) with default input parameters as referenced in WDNR guidance document PUB-RR-890 "Soil Residual Contaminant Level Determinations Using the US EPA Regional Screening Level Web Calculator", dated June 2014
6. Industrial Direct Contact RCL = Residual Contaminant Level for protection of direct contact at an industrial property as presented on the WDNR's RCL Spreadsheet (dated March 2017) with default input parameters as referenced in WDNR guidance document PUB-RR-890 "Soil Residual Contaminant Level Determinations Using the US EPA Regional Screening Level Web Calculator", dated June 2014
7. Background Threshold Value = Non-outlier trace element maximum levels in Wisconsin surface soils from USGS report "Distribution and Variation of Arsenic in Wisconsin Surface Soils, With Data on Other Trace Elements" (revised February 2013).
8. NS = no standard established
9. Laboratory flags: "J" = Analyte detected between Limit of Detection and Limit of Quantitation
10. Exceedances: **BOLD** = Concentration exceeds Groundwater Pathway RCL
[ ] = Concentration exceeds Non-Industrial Direct Contact RCL (any depth)
{ } = Concentration exceeds Industrial Direct Contact RCL (any depth)

Table 1
Pre-Remedial Soil Analytical Table
ACME Galvanizing - 2730 S. 19th Street, Milwaukee, Wisconsin
Sigma Project No. 12884

Soil Sample Location:		GP-13			GP-14			GP-15			GP-16			Groundwater Pathway RCL [4]	Non-Industrial Direct Contact RCL [5]	Industrial Direct Contact RCL [6]	Background Threshold Value [7]
Sample Depth (feet bgs):		0-2	6-8	10-12	2-4	10-12	12-14	2-4	12-14	6-8	2-4	6-8	10-12				
Sample Collection Date:		10/23/17	10/23/17	10/23/17	10/23/17	10/23/17	10/23/17	10/23/17	10/23/17	10/23/17	10/23/17	10/23/17	10/23/17				
VOCs																	
Benzene	mg/kg	<0.03	<0.03	<0.03	<0.03	<0.03	<0.03	<0.03	<0.03	<0.03	<0.03	<0.03	<0.03	0.0051	1.6	7.07	NS
Bromobenzene	mg/kg	<0.025	<0.025	<0.025	<0.025	<0.025	<0.025	<0.025	<0.025	<0.025	<0.025	<0.025	<0.025	NS	342	679	NS
Bromodichloromethane	mg/kg	<0.074	<0.074	<0.074	<0.074	<0.074	<0.074	<0.074	<0.074	<0.074	<0.074	<0.074	<0.074	0.0003	0.418	1.83	NS
Bromoform	mg/kg	<0.029	<0.029	<0.029	<0.029	<0.029	<0.029	<0.029	<0.029	<0.029	<0.029	<0.029	<0.029	0.0023	25.4	113	NS
tert-Butylbenzene	mg/kg	<0.026	<0.026	<0.026	<0.026	<0.026	<0.026	<0.026	<0.026	<0.026	<0.026	<0.026	<0.026	NS	183	183	NS
sec-Butylbenzene	mg/kg	<0.033	<0.033	<0.033	<0.033	<0.033	<0.033	<0.033	<0.033	<0.033	<0.033	<0.033	<0.033	NS	145	145	NS
n-Butylbenzene	mg/kg	<0.04	<0.04	<0.04	<0.04	<0.04	<0.04	<0.04	<0.04	<0.04	<0.04	<0.04	<0.04	NS	108	108	NS
Carbon tetrachloride	mg/kg	<0.016	<0.016	<0.016	<0.016	<0.016	<0.016	<0.016	<0.016	<0.016	<0.016	<0.016	<0.016	0.0039	0.916	4.03	NS
Chlorobenzene	mg/kg	<0.013	<0.013	<0.013	<0.013	<0.013	<0.013	<0.013	<0.013	<0.013	<0.013	<0.013	<0.013	NS	370	761	NS
Chloroethane	mg/kg	<0.091	<0.091	<0.091	<0.091	<0.091	<0.091	<0.091	<0.091	<0.091	<0.091	<0.091	<0.091	0.2266	NS	NS	NS
Chloroform	mg/kg	<0.035	<0.035	<0.035	<0.035	<0.035	<0.035	<0.035	<0.035	<0.035	<0.035	<0.035	<0.035	0.0033	0.454	1.98	NS
Chloromethane	mg/kg	<0.076	<0.076	<0.076	<0.076	<0.076	<0.076	<0.076	<0.076	<0.076	<0.076	<0.076	<0.076	0.0155	159	669	NS
2-Chlorotoluene	mg/kg	<0.015	<0.015	<0.015	<0.015	<0.015	<0.015	<0.015	<0.015	<0.015	<0.015	<0.015	<0.015	NS	907	907	NS
4-Chlorotoluene	mg/kg	<0.018	<0.018	<0.018	<0.018	<0.018	<0.018	<0.018	<0.018	<0.018	<0.018	<0.018	<0.018	NS	253	253	NS
1,2-Dibromo-3-chloropropane	mg/kg	<0.058	<0.058	<0.058	<0.058	<0.058	<0.058	<0.058	<0.058	<0.058	<0.058	<0.058	<0.058	0.0002	0.008	0.092	NS
Dibromochloromethane	mg/kg	<0.025	<0.025	<0.025	<0.025	<0.025	<0.025	<0.025	<0.025	<0.025	<0.025	<0.025	<0.025	0.032	8.28	38.9	NS
1,4-Dichlorobenzene	mg/kg	<0.037	<0.037	<0.037	<0.037	<0.037	<0.037	<0.037	<0.037	<0.037	<0.037	<0.037	<0.037	0.144	3.74	16.4	NS
1,3-Dichlorobenzene	mg/kg	<0.037	<0.037	<0.037	<0.037	<0.037	<0.037	<0.037	<0.037	<0.037	<0.037	<0.037	<0.037	1.1528	297	297	NS
1,2-Dichlorobenzene	mg/kg	<0.028	<0.028	<0.028	<0.028	<0.028	<0.028	<0.028	<0.028	<0.028	<0.028	<0.028	<0.028	1.168	376	376	NS
Dichlorodifluoromethane	mg/kg	<0.048	<0.048	<0.048	<0.048	<0.048	<0.048	<0.048	<0.048	<0.048	<0.048	<0.048	<0.048	3.0863	126	530	NS
1,2-Dichloroethane	mg/kg	<0.038	<0.038	<0.038	<0.038	<0.038	<0.038	<0.038	<0.038	<0.038	<0.038	<0.038	<0.038	0.0028	0.652	2.87	NS
1,1-Dichloroethane	mg/kg	0.311	0.085 J	0.060 J	<0.034	<0.034	<0.034	<0.034	0.061 J	<0.034	<0.034	<0.034	<0.034	0.4834	5.06	22.2	NS
1,1-Dichloroethene	mg/kg	**0.0281 J**	<0.022	<0.022	<0.022	<0.022	<0.022	<0.022	<0.022	<0.022	<0.022	<0.022	<0.022	0.005	320	1,190	NS
cis-1,2-Dichloroethene	mg/kg	**0.43**	**0.65**	**0.5**	<0.032	<0.032	<0.032	<0.032	0.059 J	<0.032	<0.032	<0.032	<0.032	0.0412	156	2,340	NS
trans-1,2-Dichloroethene	mg/kg	**0.176**	**0.41**	**0.262**	<0.028	<0.028	<0.028	<0.028	<0.028	<0.028	<0.028	<0.028	<0.028	0.0626	1,560	1,850	NS
1,2-Dichloropropane	mg/kg	<0.035	<0.035	<0.035	<0.035	<0.035	<0.035	<0.035	<0.035	<0.035	<0.035	<0.035	<0.035	0.0033	0.406	1.78	NS
1,3-Dichloropropane	mg/kg	<0.025	<0.025	<0.025	<0.025	<0.025	<0.025	<0.025	<0.025	<0.025	<0.025	<0.025	<0.025	NS	1,490	1,490	NS
trans-1,3-Dichloropropene	mg/kg	<0.022	<0.022	<0.022	<0.022	<0.022	<0.022	<0.022	<0.022	<0.022	<0.022	<0.022	<0.022				
cis-1,3-Dichloropropene	mg/kg	<0.039	<0.039	<0.039	<0.039	<0.039	<0.039	<0.039	<0.039	<0.039	<0.039	<0.039	<0.039				
Di-isopropyl Ether	mg/kg	<0.01	<0.01	<0.01	<0.01	<0.01	<0.01	<0.01	<0.01	<0.01	<0.01	<0.01	<0.01	NS	2,260	2,260	NS
EDB (1,2-Dibromoethane)	mg/kg	<0.023	<0.023	<0.023	<0.023	<0.023	<0.023	<0.023	<0.023	<0.023	<0.023	<0.023	<0.023	0.0000282	0.05	0.221	NS
Ethylbenzene	mg/kg	<0.035	<0.035	<0.035	<0.035	<0.035	<0.035	<0.035	<0.035	<0.035	<0.035	<0.035	<0.035	1.57	8.02	35.4	NS
Hexachlorobutadiene	mg/kg	<0.085	<0.085	<0.085	<0.085	<0.085	<0.085	<0.085	<0.085	<0.085	<0.085	<0.085	<0.085	NS	1.63	7.19	NS
Isopropylbenzene	mg/kg	<0.034	<0.034	<0.034	<0.034	<0.034	<0.034	<0.034	<0.034	<0.034	<0.034	<0.034	<0.034	NS	NS	NS	NS
p-Isopropyltoluene	mg/kg	<0.029	<0.029	<0.029	<0.029	<0.029	<0.029	<0.029	<0.029	<0.029	<0.029	<0.029	<0.029	NS	162	162	NS
Methylene chloride	mg/kg	<0.15	<0.15	<0.15	<0.15	<0.15	<0.15	<0.15	<0.15	<0.15	<0.15	<0.15	<0.15	0.0026	61.8	1,150	NS
Methyl-tert-butyl-ether	mg/kg	<0.05	<0.05	<0.05	<0.05	<0.05	<0.05	<0.05	<0.05	<0.05	<0.05	<0.05	<0.05	0.027	63.8	282	NS
Naphthalene	mg/kg	<0.094	<0.094	<0.094	<0.094	<0.094	<0.094	<0.094	<0.094	<0.094	<0.094	0.174 J	<0.094	0.6582	5.52	24.1	NS
n-Propylbenzene	mg/kg	<0.033	<0.033	<0.033	<0.033	<0.033	<0.033	<0.033	<0.033	<0.033	<0.033	<0.033	<0.033	NS	264	264	NS
1,1,2,2-Tetrachloroethane	mg/kg	<0.028	<0.028	<0.028	<0.028	<0.028	<0.028	<0.028	<0.028	<0.028	<0.028	<0.028	<0.028	0.0002	0.81	3.6	NS
1,1,1,2-Tetrachloroethane	mg/kg	<0.028	<0.028	<0.028	<0.028	<0.028	<0.028	<0.028	<0.028	<0.028	<0.028	<0.028	<0.028	0.0534	2.78	12.3	NS
Tetrachloroethene (PCE)	mg/kg	**0.84**	<0.032	<0.032	<0.032	<0.032	<0.032	<0.032	<0.032	<0.032	<0.032	**0.184**	**0.041 J**	0.0045	33	145	NS
Toluene	mg/kg	<0.032	<0.032	<0.032	<0.032	<0.032	<0.032	<0.032	<0.032	<0.032	<0.032	0.133	<0.032	1.1072	818	818	NS
1,2,4-Trichlorobenzene	mg/kg	<0.064	<0.064	<0.064	<0.064	<0.064	<0.064	<0.064	<0.064	<0.064	<0.064	<0.064	<0.064	0.408	24	113	NS
1,2,3-Trichlorobenzene	mg/kg	<0.066	<0.066	<0.066	<0.066	<0.066	<0.066	<0.066	<0.066	<0.066	<0.066	<0.066	<0.066	NS	62.6	934	NS
1,1,1-Trichloroethane	mg/kg	**0.90 J**	<0.03	<0.03	<0.03	<0.03	<0.03	**0.144 J**	<0.03	<0.03	<0.03	0.119 J	0.054 J	0.1402	640	640	NS
1,1,2-Trichloroethane	mg/kg	<0.033	<0.033	<0.033	<0.033	<0.033	<0.033	<0.033	<0.033	<0.033	<0.033	<0.033	<0.033	0.0032	1.59	7.01	NS
Trichloroethene (TCE)	mg/kg	{[**33**]}	**1.17**	**1.04**	<0.041	<0.041	<0.041	**0.156**	<0.041	<0.041	<0.041	[**1.53**]	**0.62**	0.0036	1.3	8.41	NS
Trichlorofluoromethane	mg/kg	<0.041	<0.041	<0.041	<0.041	<0.041	<0.041	<0.041	<0.041	<0.041	<0.041	<0.041	<0.041	NS	1,230	1,230	NS
1,2,4-Trimethylbenzene	mg/kg	<0.025	<0.025	<0.025	<0.025	<0.025	<0.025	<0.025	<0.025	<0.025	<0.025	0.082	<0.025	1.3821	219	219	NS
1,3,5-Trimethylbenzene	mg/kg	<0.032	<0.032	<0.032	<0.032	<0.032	<0.032	<0.032	<0.032	<0.032	<0.032	<0.032	<0.032		182	182	NS
Vinyl Chloride	mg/kg	<0.019	<0.019	<0.019	<0.019	<0.019	<0.019	<0.019	<0.019	<0.019	<0.019	<0.019	<0.019	0.0001	0.067	2.08	NS
Xylenes (total)	mg/kg	<0.116	<0.116	<0.116	<0.116	<0.116	<0.116	<0.116	<0.116	<0.116	<0.116	0.275 J	<0.116	3.96	260	260	NS

Notes:
1. Unsaturated/smear zone versus satured soil conditions based on: (1) measured water levels in adjacent/nearby monitoring wells, or (2) soil moisture conditions recorded on soil boring logs during drilling.
2. Analytical units: mg/kg = milligrams per kilogram (equivalent to parts per million, ppm)
3. NA = not analyzed
4. Groundwater Pathway RCL = Residual Contaminant Level for protection of groundwater (dilution factor of 2) as presented on the WDNR's RCL Spreadsheet (dated March 2017) referenced in WDNR guidance document PUB-RR-890 "Soil Residual Contaminant Level Determinations Using the US EPA Regional Screening Level Web Calculator", dated June 2014
5. Non-Industrial Direct Contact RCL = Residual Contaminant Level for protection of direct contact at a non-industrial property as presented on the WDNR's RCL Spreadsheet (dated March 2017) with default input parameters as referenced in WDNR guidance document PUB-RR-890 "Soil Residual Contaminant Level Determinations Using the US EPA Regional Screening Level Web Calculator", dated June 2014
6. Industrial Direct Contact RCL = Residual Contaminant Level for protection of direct contact at an industrial property as presented on the WDNR's RCL Spreadsheet (dated March 2017) with default input parameters as referenced in WDNR guidance document PUB-RR-890 "Soil Residual Contaminant Level Determinations Using the US EPA Regional Screening Level Web Calculator", dated June 2014
7. Background Threshold Value = Non-outlier trace element maximum levels in Wisconsin surface soils from USGS report "Distribution and Variation of Arsenic in Wisconsin Surface Soils, With Data on Other Trace Elements" (revised February 2013).
8. NS = no standard established
9. Laboratory flags: "J" = Analyte detected between Limit of Detection and Limit of Quantitation
10. Exceedances:
BOLD = Concentration exceeds Groundwater Pathway RCL
[ ] = Concentration exceeds Non-Industrial Direct Contact RCL (any depth)
{ } = Concentration exceeds Industrial Direct Contact RCL (any depth)

Table 2
Water Level Elevations (1997 - 2018)
ACME Galvanizing - 2730 South 19th Street, Milwaukee, Wisconsin
Sigma Project No. 12884

MW-6

Ground Elev.: 634.84 (feet MSL) New Ground Elev: 634.48 (feet MSL) Screen Interval: 22 to 32 (feet bgs)
TOC Elev.: 634.59 (feet MSL) New TOC Elev: 634.16 (feet MSL) 602.5 to 612.5 (feet MSL)

Date	Depth to Free Product (feet TOC)	Depth to Groundwater (feet TOC)	Well Depth (feet TOC)	Free Product Thickness (feet)	Water Column (feet)	Water Column Difference (feet)	Groundwater Elevation (feet MSL)	Depth to Groundwater (feet bgs)	Physical Observations
12/12/97	NA	23.61	31.50	0.00	7.89		610.98	23.87	
12/16/97	NA	23.61		0.00	7.89	0.00	610.98	23.87	
01/05/98	Not measured	Not measured		-	-	-	-	-	
01/09/98	NA	23.51		0.00	7.99	0.10	611.08	23.77	
01/22/98	NA	23.40		0.00	8.10	0.11	611.19	23.66	
02/23/98	NA	22.92		0.00	8.58	0.48	611.67	23.18	
01/20/99	-	-		-	-	-	-	-	Could not locate
09/24/13	NA	22.70		0.00	8.80	0.22	611.89	22.96	
02/04/15	NA	23.17		0.00	8.33	-0.47	611.42	23.43	
08/09/17	NA	22.95	31.50	0.00	8.55	0.22	611.21	23.26	turbid, no odor, good recovery
12/01/17	NA	24.18	31.50	0.00	7.32	-1.23	609.98	24.49	slightly turbid, no odor, good recovery
02/21/18	NA	24.44	31.50	0.00	7.06	-0.26	609.72	24.75	turbid, no odor, good recovery

MW-7

Ground Elev.: 633.42 (feet MSL) New Ground Elev: 633.05 (feet MSL) Screen Interval: 22 to 32 (feet bgs)
TOC Elev.: 633.14 (feet MSL) New TOC Elev: 632.66 (feet MSL) 601.1 to 611.1 (feet MSL)

Date	Depth to Free Product (feet TOC)	Depth to Groundwater (feet TOC)	Well Depth (feet TOC)	Free Product Thickness (feet)	Water Column (feet)	Water Column Difference (feet)	Groundwater Elevation (feet MSL)	Depth to Groundwater (feet bgs)	Physical Observations
01/05/98	NA	23.14	31.75	0.00	8.61		610.00	23.42	
01/09/98	NA	23.14		0.00	8.61	0.00	610.00	23.42	
01/22/98	NA	23.52		0.00	8.23	-0.38	609.62	23.80	
02/23/98	NA	23.33		0.00	8.42	0.19	609.81	23.61	
01/20/99	NA	23.80		0.00	7.95	-0.47	609.34	24.08	
09/24/13	NA	23.34		0.00	8.41	0.46	609.80	23.62	
02/04/15	NA	23.49		0.00	8.26	-0.15	609.65	23.77	
08/09/17	NA	23.16	31.75	0.00	8.59	0.33	609.50	23.55	turbid, no odor, good recovery
12/01/17	NA	23.35	31.75	0.00	8.40	-0.19	609.31	23.74	slightly turbid, slight petroleum odor, going dry
02/21/18	NA	23.11	31.75	0.00	8.64	0.24	609.55	23.50	mostly clear,no odor, good recovery
03/26/18	NA	26.31	31.75	0.00	5.44	-3.20	606.35	26.70	clear, no odor, moderate recovery, duplicate & matrix spike/matrix spike duplicate taken

MW-8

Ground Elev.: --- (feet MSL) New Ground Elev: 634.13 (feet MSL) Screen Interval: 22 to 32 (feet bgs)
TOC Elev.: --- (feet MSL) New TOC Elev: 633.55 (feet MSL) 602.1 to 612.1 (feet MSL)

Date	Depth to Free Product (feet TOC)	Depth to Groundwater (feet TOC)	Well Depth (feet TOC)	Free Product Thickness (feet)	Water Column (feet)	Water Column Difference (feet)	Groundwater Elevation (feet MSL)	Depth to Groundwater (feet bgs)	Physical Observations
12/01/12	16.41	18.43	21.60	2.02	3.17	---	---	---	
01/01/13	17.07	21.08	21.60	4.01	0.52	2.65	---	---	
08/09/17	NA	22.98	32.00	0.00	9.02	8.50	610.57	23.57	mostly clear, no odor, good recovery
12/01/17	NA	23.78	32.00	0.00	8.22	-0.80	609.77	24.37	slightly turbid, no odor, good recovery
02/20/18	NA	23.75	32.00	0.00	8.25	0.03	609.80	24.34	mostly clear, no odor, good recovery, duplicate taken

MW-9

Ground Elev.: --- (feet MSL) New Ground Elev: 633.76 (feet MSL) Screen Interval: 20 to 30 (feet bgs)
TOC Elev.: --- (feet MSL) New TOC Elev: 633.50 (feet MSL) 603.8-613.8 (feet MSL)

Date	Depth to Free Product (feet TOC)	Depth to Groundwater (feet TOC)	Well Depth (feet TOC)	Free Product Thickness (feet)	Water Column (feet)	Water Column Difference (feet)	Groundwater Elevation (feet MSL)	Depth to Groundwater (feet bgs)	Physical Observations
12/01/12	15.91	15.96	21.40	0.05	5.44	---	---	---	
01/01/13	16.93	16.94	21.40	0.01	4.46	-0.98	---	---	
08/09/17	NA	24.10	29.65	0.00	5.55	1.09	609.40	24.36	slightly turbid, no odor, good recovery
12/01/17	NA	25.46	29.65	0.00	4.19	-1.36	608.04	25.72	clear, no odor, good recovery
02/21/18	NA	24.25	29.65	1.00	5.40	1.21	610.10	24.51	slightly turbid, no odor, good recovery, duplicate tak

MW-10

Ground Elev.: 637.49 (feet MSL) New Ground Elev: 637.20 (feet MSL) Screen Interval: 5 to 20 (feet bgs)
TOC Elev.: 637.02 (feet MSL) New TOC Elev: 636.89 (feet MSL) 617.2 to 632.2 (feet MSL)

Date	Depth to Free Product (feet TOC)	Depth to Groundwater (feet TOC)	Well Depth (feet TOC)	Free Product Thickness (feet)	Water Column (feet)	Water Column Difference (feet)	Groundwater Elevation (feet MSL)	Depth to Groundwater (feet bgs)	Physical Observations
02/04/15	NA	11.22	19.90	0.00	8.68	---	625.80	11.69	
08/09/17	NA	10.18	19.90	0.00	9.72	1.04	626.71	10.49	turbid, no odor, good recovery
12/01/17	NA	10.77	19.90	0.00	9.13	-0.59	626.12	11.08	turbid, no odor, fair recovery
02/20/18	NA	11.21	19.90	0.00	8.69	-0.44	625.68	11.52	turbid, no odor, good recovery

MW-11

Ground Elev.: 635.32 (feet MSL) New Ground Elev: 635.08 (feet MSL) Screen Interval: 15 to 30 (feet bgs)
TOC Elev.: 634.91 (feet MSL) New TOC Elev: 634.66 (feet MSL) 605.1 to 620.1 (feet MSL)

Date	Depth to Free Product (feet TOC)	Depth to Groundwater (feet TOC)	Well Depth (feet TOC)	Free Product Thickness (feet)	Water Column (feet)	Water Column Difference (feet)	Groundwater Elevation (feet MSL)	Depth to Groundwater (feet bgs)	Physical Observations
02/04/15	NA	20.77	29.75	0.00	8.98	---	614.14	21.18	
08/09/17	NA	20.47	29.75	0.00	9.28	0.30	614.19	20.89	turbid, no odor, good recovery
12/01/17	NA	22.00	29.75	0.00	7.75	-1.53	612.66	22.42	slightly turbid, no odor, good recovery
02/20/18	NA	22.48	29.75	0.00	7.27	-0.48	612.18	22.90	turbid, no odor, slow recovery

Table 2
Water Level Elevations (1997 - 2018)
ACME Galvanizing - 2730 South 19th Street, Milwaukee, Wisconsin
Sigma Project No. 12884

MW-12

Ground Elev.: 635.44 (feet MSL) New Ground Elev: 635.11 (feet MSL) Screen Interval: 15 to 30 (feet bgs)
TOC Elev.: 634.75 (feet MSL) New TOC Elev: 634.77 (feet MSL) 605.1 to 620.1 (feet MSL)

Date	Depth to Free Product (feet TOC)	Depth to Groundwater (feet TOC)	Well Depth (feet TOC)	Free Product Thickness (feet)	Water Column (feet)	Water Column Difference (feet)	Groundwater Elevation (feet MSL)	Depth to Groundwater (feet bgs)	Physical Observations
02/04/15	19.54	19.54	29.90	0.00	10.36	---	615.21	20.23	
08/09/17	NA	21.20	29.90	0.00	8.70	-1.66	613.57	21.54	turbid, no odor, moderate recovery
12/01/17	NA	22.50	29.90	0.00	7.40	-1.30	612.27	22.84	slightly turbid, no odor, moderate recovery
02/20/18	NA	22.95	29.90	0.00	6.95	-0.45	611.82	23.29	slightly turbid, no odor, good recovery
03/26/18	NA	25.78	29.90	0.00	4.12	-2.83	608.99	26.12	turbid, no odor, moderate recovery

MW-13

Ground Elev.: 634.43 (feet MSL) New Ground Elev: 634.08 (feet MSL) Screen Interval: 15 to 30 (feet bgs)
TOC Elev.: 633.86 (feet MSL) New TOC Elev: 633.59 (feet MSL) 604.1 to 619.1 (feet MSL)

Date	Depth to Free Product (feet TOC)	Depth to Groundwater (feet TOC)	Well Depth (feet TOC)	Free Product Thickness (feet)	Water Column (feet)	Water Column Difference (feet)	Groundwater Elevation (feet MSL)	Depth to Groundwater (feet bgs)	Physical Observations
02/04/15	NA	18.92	30.30	0.00	11.38	---	614.94	19.49	
08/09/17	NA	18.91	30.30	0.00	11.39	0.01	614.68	19.40	turbid, no odor, moderate recovery
12/01/17	NA	20.93	30.30	0.00	9.37	-2.02	612.66	21.42	turbid, no odor, moderate recovery
02/20/18	NA	21.54	30.30	0.00	8.76	-0.61	612.05	22.03	turbid, no odor, good recovery

MW-14

Ground Elev.: 634.34 (feet MSL) Screen Interval: 15 to 30 (feet bgs)
TOC Elev.: 633.92 (feet MSL) 604.1 to 619.1 (feet MSL)

Date	Depth to Free Product (feet TOC)	Depth to Groundwater (feet TOC)	Well Depth (feet TOC)	Free Product Thickness (feet)	Water Column (feet)	Water Column Difference (feet)	Groundwater Elevation (feet MSL)	Depth to Groundwater (feet bgs)	Physical Observations
12/01/17	NA	23.38	30.10	0.00	6.72	---	610.54	23.80	clear, no odor, good recovery
02/20/18	NA	23.47	30.10	0.00	6.63	-0.09	610.45	23.89	turbid ,no odor, good recovery

MW-15

Ground Elev.: 633.64 (feet MSL) Screen Interval: 15 to 30 (feet bgs)
TOC Elev.: 633.35 (feet MSL) 604.1 to 619.1 (feet MSL)

Date	Depth to Free Product (feet TOC)	Depth to Groundwater (feet TOC)	Well Depth (feet TOC)	Free Product Thickness (feet)	Water Column (feet)	Water Column Difference (feet)	Groundwater Elevation (feet MSL)	Depth to Groundwater (feet bgs)	Physical Observations
12/01/17	NA	22.76	30.10	0.00	7.34	---	610.59	23.05	clear, no odor, good recovery
02/21/18	NA	22.61	30.10	0.00	7.49	0.15	610.74	22.90	mostly clear, no odor, good recovery
03/26/18	NA	25.87	30.10	0.00	4.23	-3.26	607.48	26.16	turbid, no odor, good recovery

MW-16

Ground Elev.: 633.67 (feet MSL) Screen Interval: 15 to 30 (feet bgs)
TOC Elev.: 633.29 (feet MSL) 604.1 to 619.1 (feet MSL)

Date	Depth to Free Product (feet TOC)	Depth to Groundwater (feet TOC)	Well Depth (feet TOC)	Free Product Thickness (feet)	Water Column (feet)	Water Column Difference (feet)	Groundwater Elevation (feet MSL)	Depth to Groundwater (feet bgs)	Physical Observations
12/01/17	NA	23.15	29.85	0.00	6.70	---	610.14	23.52	slightly turbid, slight petroleum odor, good recovery
02/20/18	NA	21.52	29.85	0.00	8.33	1.63	611.77	21.89	turbid, no odor, good recovery

MW-1A

Ground Elev.: 635.29 (feet MSL) New Ground Elev: 635.11 (feet MSL) Screen Interval: 2 to 12 (feet bgs)
TOC Elev.: 634.99 (feet MSL) New TOC Elev: 634.47 (feet MSL) 623.1 to 633.1 (feet MSL)

Date	Depth to Free Product (feet TOC)	Depth to Groundwater (feet TOC)	Well Depth (feet TOC)	Free Product Thickness (feet)	Water Column (feet)	Water Column Difference (feet)	Groundwater Elevation (feet MSL)	Depth to Groundwater (feet bgs)	Physical Observations
07/17/12	4.81	4.81	11.95	0.00	7.14	---	630.18	5.12	
02/04/15	4.94	4.94		0.00	7.01	-0.13	630.05	5.25	
08/09/17	NA	4.47	11.95	0.00	7.48	0.47	630.00	5.11	turbid, no odor, good well recovery
12/01/17	NA	4.62	11.95	0.00	7.33	-0.15	629.85	5.26	slightly turbid, no odor, going dry
02/20/18	NA	5.01	11.95	0.00	6.94	-0.39	629.46	5.65	turbid, no odor, slow well recovery
03/26/18	NA	4.43	11.95	0.00	7.52	0.58	630.04	5.07	turbid, no odor, slow recovery

MW-2A

Ground Elev.: 634.85 (feet MSL) New Ground Elev: 634.69 (feet MSL) Screen Interval: 2 to 12 (feet bgs)
TOC Elev.: 634.67 (feet MSL) New TOC Elev: 634.54 (feet MSL) 622.7 to 632.7 (feet MSL)

Date	Depth to Free Product (feet TOC)	Depth to Groundwater (feet TOC)	Well Depth (feet TOC)	Free Product Thickness (feet)	Water Column (feet)	Water Column Difference (feet)	Groundwater Elevation (feet MSL)	Depth to Groundwater (feet bgs)	Physical Observations
07/17/12	NA	4.41	12.05	0.00	7.64	---	630.26	4.59	
02/04/15	NA	4.47		0.00	7.58	-0.06	630.20	4.65	
08/09/17	NA	4.26	12.05	0.00	7.79	0.21	630.28	4.41	turbid, no odor, good recovery, duplicate taken
12/01/17	NA	4.39	12.05	0.00	7.66	-0.13	630.15	4.54	mostly clear, no odor, good recovery
02/21/18	NA	4.09	12.05	0.00	7.96	0.30	630.45	4.24	slightly turbid, no odor, good recovery

MW-3A

Ground Elev.: 635.10 (feet MSL) New Ground Elev: 634.22 (feet MSL) Screen Interval: 2 to 12 (feet bgs)
TOC Elev.: 635.24 (feet MSL) New TOC Elev: 635.24 (feet MSL) 623.1 to 633.1 (feet MSL)

Date	Depth to Free Product (feet TOC)	Depth to Groundwater (feet TOC)	Well Depth (feet TOC)	Free Product Thickness (feet)	Water Column (feet)	Water Column Difference (feet)	Groundwater Elevation (feet MSL)	Depth to Groundwater (feet bgs)	Physical Observations
07/17/12	NA	6.08	12.15	0.00	6.07	---	629.16	5.94	
02/04/15	NA	5.10		0.00	7.05	0.98	630.14	4.96	
08/09/17	6.40	7.08		0.68	5.07	-1.98	628.74	6.06	free phase product encountered
12/01/17	4.78	4.79	12.15	0.01	7.36	2.29	630.46	3.77	free phase product encountered; not sampled
02/20/18	4.59	5.00	12.15	0.41	7.15	-0.21	630.59	3.98	free phase product encountered; not sampled

Table 2
Water Level Elevations (1997 - 2018)
ACME Galvanizing - 2730 South 19th Street, Milwaukee, Wisconsin
Sigma Project No. 12884

MW-4A

Ground Elev.: 635.24 (feet MSL) New Ground Elev: 634.83 (feet MSL) Screen Interval: 2 to 12 (feet bgs)
TOC Elev.: 634.97 (feet MSL) New TOC Elev: 634.61 (feet MSL) 622.8 to 632.8 (feet MSL)

Date	Depth to Free Product (feet TOC)	Depth to Groundwater (feet TOC)	Well Depth (feet TOC)	Free Product Thickness (feet)	Water Column (feet)	Water Column Difference (feet)	Groundwater Elevation (feet MSL)	Depth to Groundwater (feet bgs)	Physical Observations
07/17/12	NA	6.18	12.15	0.00	5.97	---	628.79	6.45	
02/04/15	NA	6.37		0.00	5.78	-0.19	628.60	6.64	
08/09/17	NA	6.03	12.15	0.00	6.12	0.34	628.58	6.26	mostly clear, no odor, good recovery
12/01/17	NA	6.21	12.15	0.00	5.94	-0.18	628.40	6.44	mostly clear, no odor, good recovery
02/20/18	NA	6.23	12.15	0.00	5.92	-0.02	628.38	6.46	turbid, no odor, good recovery

MW-5A

Ground Elev.: 635.31 (feet MSL) New Ground Elev: 635.14 (feet MSL) Screen Interval: 2 to 12 (feet bgs)
TOC Elev.: 635.22 (feet MSL) New TOC Elev: 635.06 (feet MSL) 623.1 to 633.1 (feet MSL)

Date	Depth to Free Product (feet TOC)	Depth to Groundwater (feet TOC)	Well Depth (feet TOC)	Free Product Thickness (feet)	Water Column (feet)	Water Column Difference (feet)	Groundwater Elevation (feet MSL)	Depth to Groundwater (feet bgs)	Physical Observations
07/17/12	NA	6.38	11.75	0.00	5.37	---	628.84	6.47	
02/04/15	NA	6.42		0.00	5.33	-0.04	628.80	6.51	
08/09/17	NA	6.20	11.75	0.00	5.55	0.22	628.86	6.29	turbid, slight odor, good recovery
12/01/17	NA	6.34	11.75	0.00	5.41	-0.14	628.72	6.43	mostly clear but slight sheen, slight petro odor,
02/20/18	NA	6.32	11.75	0.00	5.43	0.02	628.74	6.41	slightly turbid, no odor, good recovery

PZ-1

Ground Elev.: 634.92 (feet MSL) Screen Interval: 23 to 28 (feet bgs)
TOC Elev.: 634.57 (feet MSL) 606.9 to 611.9 (feet MSL)

Date	Depth to Free Product (feet TOC)	Depth to Groundwater (feet TOC)	Well Depth (feet TOC)	Free Product Thickness (feet)	Water Column (feet)	Water Column Difference (feet)	Groundwater Elevation (feet MSL)	Depth to Groundwater (feet bgs)	Physical Observations
02/20/18	NA	23.21	28.25	0.00	5.04	-	611.36	23.56	slightly turbid, no odor, slow recovery

PZ-2

Ground Elev.: 634.87 (feet MSL) Screen Interval: 40 to 45 (feet bgs)
TOC Elev.: 634.57 (feet MSL) 589.9 to 594.9 (feet MSL)

Date	Depth to Free Product (feet TOC)	Depth to Groundwater (feet TOC)	Well Depth (feet TOC)	Free Product Thickness (feet)	Water Column (feet)	Water Column Difference (feet)	Groundwater Elevation (feet MSL)	Depth to Groundwater (feet bgs)	Physical Observations
02/20/18	NA	24.75	44.70	0.00	19.95	-	609.82	25.05	mostly clear, no odor, slow recovery

PZ-3

Ground Elev.: 633.93 (feet MSL) Screen Interval: 42.5 to 37.5 (feet bgs)
TOC Elev.: 633.62 (feet MSL) 591.4 to 596.4 (feet MSL)

Date	Depth to Free Product (feet TOC)	Depth to Groundwater (feet TOC)	Well Depth (feet TOC)	Free Product Thickness (feet)	Water Column (feet)	Water Column Difference (feet)	Groundwater Elevation (feet MSL)	Depth to Groundwater (feet bgs)	Physical Observations
02/20/18	NA	25.06	41.70	0.00	16.64	-	608.56	25.36	mostly clear, no odor, slow recovery

PZ-4

Ground Elev.: 633.58 (feet MSL) Screen Interval: 39 to 44 (feet bgs)
TOC Elev.: 633.25 (feet MSL) 589.6 to 594.6 (feet MSL)

Date	Depth to Free Product (feet TOC)	Depth to Groundwater (feet TOC)	Well Depth (feet TOC)	Free Product Thickness (feet)	Water Column (feet)	Water Column Difference (feet)	Groundwater Elevation (feet MSL)	Depth to Groundwater (feet bgs)	Physical Observations
02/21/18	NA	28.34	43.55	0.00	15.21	-	604.91	28.67	mostly clear, no odor, slow recovery
03/26/18	NA	28.81	43.55	0.00	14.74	-0.47	604.44	29.14	turbid, no odor, moderate recovery

Table 2
Water Level Elevations (1997 - 2018)
ACME Galvanizing - 2730 South 19th Street, Milwaukee, Wisconsin
Sigma Project No. 12884

TW-1

Ground Elev.: 611.74 (feet MSL) Screen Interval: 4 to 6 (feet bgs)
TOC Elev.: 613.08 (feet MSL) 605.7 to 607.7 (feet MSL)

Date	Depth to Free Product (feet TOC)	Depth to Groundwater (feet TOC)	Well Depth (feet TOC)	Free Product Thickness (feet)	Water Column (feet)	Water Column Difference (feet)	Groundwater Elevation (feet MSL)	Depth to Groundwater (feet bgs)	Physical Observations
01/05/18	NA	5.89	7.00	0.00	1.11	-	607.19	4.55	slightly turbid, no odor, poor recovery
02/20/18	NA	3.34	7.00	0.00	3.66	2.55	609.74	2.00	slightly turbid, no odor, moderate recovery

TW-2

Ground Elev.: 612.20 (feet MSL) Screen Interval: 4 to 6 (feet bgs)
TOC Elev.: 613.41 (feet MSL) 606.2 to 608.2 (feet MSL)

Date	Depth to Free Product (feet TOC)	Depth to Groundwater (feet TOC)	Well Depth (feet TOC)	Free Product Thickness (feet)	Water Column (feet)	Water Column Difference (feet)	Groundwater Elevation (feet MSL)	Depth to Groundwater (feet bgs)	Physical Observations
01/05/18	NA	5.64	6.90	0.00	1.26	-	607.77	4.42	slightly turbid, no odor, poor recovery
02/20/18	NA	3.02	6.90	0.00	3.88	2.62	610.39	1.80	slightly turbid, no odor, moderate recovery
03/26/18	NA	5.71	6.90	0.00	1.19	-2.69	607.70	4.49	turbid, no odor, moderate recovery

TW-3

Ground Elev.: 612.49 (feet MSL) Screen Interval: 4 to 6 (feet bgs)
TOC Elev.: 613.62 (feet MSL) 606.6 to 608.6 (feet MSL)

Date	Depth to Free Product (feet TOC)	Depth to Groundwater (feet TOC)	Well Depth (feet TOC)	Free Product Thickness (feet)	Water Column (feet)	Water Column Difference (feet)	Groundwater Elevation (feet MSL)	Depth to Groundwater (feet bgs)	Physical Observations
01/05/18	NA	5.19	7.10	0.00	1.91	-	608.43	4.06	clear, no odor, poor recovery
02/20/18	NA	2.79	7.10	0.00	4.31	2.40	610.83	1.66	slightly turbid, no odor, moderate recovery

Notes:
1. All Monitoring Wells were re-surveyed on August 9, 2017 by Sigma using a Trimle R8 GPS receiver. Monitoring wells MW-14, MW-15, MW-16, TW-1, TW-2, and TW-3 were surveyed in the same manner on
2. Groundwater levels adjusted to account for floating free product. Density of petroleum hydrocarbon free product assumed to be 0.85.
3. feet MSL = feet above Mean Sea Level
4. feet bgs = feet below ground surface
5. feet TOC = feet below top of casing
6. NA = not applicable

Table 3
Groundwater Analytical Table
ACME Galvanizing - 2730 South 19th Street, Milwaukee, Wisconsin
Sigma Project No. 12884

Well Location:		MW-1				MW-2				MW-3				MW-4		MW-5			NR 140 ES	NR 140 PAL
Date:		10/1/97	10/31/97	12/16/97	1/20/99	10/1/97	10/31/97	12/16/97	1/20/99	10/1/97	10/31/97	12/16/97	1/20/99	12/16/97	1/9/98	12/16/97	1/9/98	1/20/99		
Water Elevation* (feet MSL):																				
PVOCs & Detected VOCs																				
Benzene	µg/L	<1.6	<1.6	<0.21	<0.32	<0.31	<0.31	<0.21	<0.32	<0.31	<0.31	<0.21	<0.32	<0.21	<0.21	<0.21	<0.21	<0.32	5	0.5
Bromobenzene	µg/L	NA	NA	NA	NA	NA	NA	NA	NA	NA	NA	NA	NA	NA	NA	NA	NA	NA	NS	NS
Bromodichloromethane	µg/L	NA	NA	NA	NA	NA	NA	NA	NA	NA	NA	NA	NA	NA	NA	NA	NA	NA	0.6	0.06
Bromoform	µg/L	NA	NA	NA	NA	NA	NA	NA	NA	NA	NA	NA	NA	NA	NA	NA	NA	NA	4.4	0.44
tert-Butylbenzene	µg/L	NA	NA	NA	NA	NA	NA	NA	NA	NA	NA	NA	NA	NA	NA	NA	NA	NA	NS	NS
sec-Butylbenzene	µg/L	NA	NA	NA	NA	NA	NA	NA	NA	NA	NA	NA	NA	NA	NA	NA	NA	NA	NS	NS
n-Butylbenzene	µg/L	NA	NA	NA	NA	NA	NA	NA	NA	NA	NA	NA	NA	NA	NA	NA	NA	NA	NS	NS
Carbon Tetrachloride	µg/L	NA	NA	NA	NA	NA	NA	NA	NA	NA	NA	NA	NA	NA	NA	NA	NA	NA	5	0.5
Chlorobenzene	µg/L	NA	NA	NA	NA	NA	NA	NA	NA	NA	NA	NA	NA	NA	NA	NA	NA	NA	NS	NS
Chloroethane	µg/L	<1.6	<1.6	<0.63	<0.13	<0.33	<0.33	<0.63	<0.13	<0.33	<0.33	<0.63	<0.13	<0.63	<0.83	<0.63	<0.63	<0.13	400	80
Chloroform	µg/L	NA	NA	NA	NA	NA	NA	NA	NA	NA	NA	NA	NA	NA	NA	NA	NA	NA	6	0.6
Chloromethane	µg/L	NA	NA	NA	NA	NA	NA	NA	NA	NA	NA	NA	NA	NA	NA	NA	NA	NA	30	3
2-Chlorotoluene	µg/L	NA	NA	NA	NA	NA	NA	NA	NA	NA	NA	NA	NA	NA	NA	NA	NA	NA	NS	NS
4-Chlorotoluene	µg/L	NA	NA	NA	NA	NA	NA	NA	NA	NA	NA	NA	NA	NA	NA	NA	NA	NA	NS	NS
1,2-Dibromo-3-Chloropropane	µg/L	NA	NA	NA	NA	NA	NA	NA	NA	NA	NA	NA	NA	NA	NA	NA	NA	NA	0.2	0.02
Dibromochloromethane	µg/L	NA	NA	NA	NA	NA	NA	NA	NA	NA	NA	NA	NA	NA	NA	NA	NA	NA	60	6
1,4-Dichlorobenzene	µg/L	NA	NA	NA	NA	NA	NA	NA	NA	NA	NA	NA	NA	NA	NA	NA	NA	NA	75	15
1,3-Dichlorobenzene	µg/L	NA	NA	NA	NA	NA	NA	NA	NA	NA	NA	NA	NA	NA	NA	NA	NA	NA	600	120
1,2-Dichlorobenzene	µg/L	NA	NA	NA	NA	NA	NA	NA	NA	NA	NA	NA	NA	NA	NA	NA	NA	NA	600	60
Dichlorodifluoromethane	µg/L	NA	NA	NA	NA	NA	NA	NA	NA	NA	NA	NA	NA	NA	NA	NA	NA	NA	1,000	200
1,2-Dichloroethane	µg/L	<2.2	<2.2	<0.14	<0.36	<0.44	<0.44	<0.14	<0.36	<0.44	<0.44	<0.14	<0.36	***1.7***	***3.2***	<0.31	<0.14	<0.36	5	0.5
1,1-Dichloroethane	µg/L	<2.4	<2.4	<0.31	<0.34	<0.49	<0.49	<0.31	<0.34	<0.49	<0.49	<0.31	<0.34	<0.31	<0.31	<0.31	<0.31	<0.34	850	85
1,1-Dichloroethene	µg/L	<2.7	<2.7	0.4	***1.1***	<0.54	<0.54	<0.13	<0.39	<0.54	<0.54	<0.13	<0.39	0.43	***2.2***	<0.13	<0.13	<0.39	7	0.7
cis-1,2-Dichloroethene	µg/L	4.4	***7.5***	***8.3***	***8.2***	<0.39	<0.39	<0.32	<0.32	<0.39	<0.39	<0.32	<0.32	5.3	***13***	<0.32	<0.32	<0.32	70	7
trans-1,2-Dichloroethene	µg/L	<2.8	<2.8	0.8	1.3	<0.56	<0.56	<0.11	<0.38	<0.56	<0.56	<0.11	<0.38	1.1	3.5	<0.11	<0.11	<0.38	100	20
1,2-Dichloropropane	µg/L	NA	NA	NA	NA	NA	NA	NA	NA	NA	NA	NA	NA	NA	NA	NA	NA	NA	5	0.5
2,2-Dichloropropane	µg/L	NA	NA	NA	NA	NA	NA	NA	NA	NA	NA	NA	NA	NA	NA	NA	NA	NA	NS	NS
1,3-Dichloropropane	µg/L	NA	NA	NA	NA	NA	NA	NA	NA	NA	NA	NA	NA	NA	NA	NA	NA	NA	NS	NS
trans-1,3-Dichloropropene	µg/L	NA	NA	NA	NA	NA	NA	NA	NA	NA	NA	NA	NA	NA	NA	NA	NA	NA	NS	NS
cis-1,3-Dichloropropene	µg/L	NA	NA	NA	NA	NA	NA	NA	NA	NA	NA	NA	NA	NA	NA	NA	NA	NA	NS	NS
Di-isopropyl ether	µg/L	NA	NA	NA	NA	NA	NA	NA	NA	NA	NA	NA	NA	NA	NA	NA	NA	NA	NS	NS
EDB (1,2-Dibromoethane)	µg/L	NA	NA	NA	NA	NA	NA	NA	NA	NA	NA	NA	NA	NA	NA	NA	NA	NA	0.05	0.005
Ethylbenzene	µg/L	<1.8	<1.8	<0.21	<0.34	<0.31	<0.35	<0.21	<0.34	<0.31	<0.35	<0.21	<0.34	<0.21	<0.68	<0.21	<0.68	<0.34	700	140
Hexachlorobutadiene	µg/L	NA	NA	NA	NA	NA	NA	NA	NA	NA	NA	NA	NA	NA	NA	NA	NA	NA	NS	NS
Isopropylbenzene	µg/L	NA	NA	NA	NA	NA	NA	NA	NA	NA	NA	NA	NA	NA	NA	NA	NA	NA	NS	NS
p-Isopropyltoluene	µg/L	NA	NA	NA	NA	NA	NA	NA	NA	NA	NA	NA	NA	NA	NA	NA	NA	NA	NS	NS
Methylene Chloride	µg/L	NA	NA	NA	NA	NA	NA	NA	NA	NA	NA	NA	NA	NA	NA	NA	NA	NA	5	0.5
Methyl-tert-butyl-ether	µg/L	<1.4	<1.4	<0.21	<0.31	<0.29	<0.29	<0.21	<0.31	<0.29	<0.29	<0.21	<0.31	<0.21	<0.21	<0.21	<0.21	<0.31	60	12
Naphthalene	µg/L	6.0	<3.6	<1.0	<0.88	<0.72	<0.72	<1.0	<0.88	<0.72	<0.72	<1.0	<0.88	<1.0	<1.0	<1.0	<1.0	<0.88	100	10
n-Propylbenzene	µg/L	NA	NA	NA	NA	NA	NA	NA	NA	NA	NA	NA	NA	NA	NA	NA	NA	NA	NS	NS
1,1,2,2-Tetrachloroethane	µg/L	NA	NA	NA	NA	NA	NA	NA	NA	NA	NA	NA	NA	NA	NA	NA	NA	NA	0.2	0.02
1,1,1,2-Tetrachloroethane	µg/L	NA	NA	NA	NA	NA	NA	NA	NA	NA	NA	NA	NA	NA	NA	NA	NA	NA	70	7
Tetrachloroethene (PCE)	µg/L	NA	NA	NA	NA	NA	NA	NA	NA	NA	NA	NA	NA	NA	NA	NA	NA	NA	5	0.5
Toluene	µg/L	<1.6	<1.6	<1.5	<0.35	<0.32	<0.32	<1.5	<0.35	<0.32	<0.32	<1.5	<0.35	<1.5	<1.5	<1.5	<1.5	<0.35	800	160
1,2,4-Trichlorobenzene	µg/L	NA	NA	NA	NA	NA	NA	NA	NA	NA	NA	NA	NA	NA	NA	NA	NA	NA	70	14
1,2,3-Trichlorobenzene	µg/L	NA	NA	NA	NA	NA	NA	NA	NA	NA	NA	NA	NA	NA	NA	NA	NA	NA	NS	NS
1,1,1-Trichloroethane	µg/L	<1.8	<1.8	<0.37	<0.45	<0.36	<0.36	<0.37	<0.45	<0.36	<0.36	<0.37	<0.45	<0.37	<0.37	<0.37	<0.37	<0.45	200	40
1,1,2-Trichloroethane	µg/L	<1.6	<1.6	<0.064	<0.37	<0.32	<1.6	<0.064	<0.37	<0.32	<1.6	<0.064	<0.37	<0.064	<0.064	<0.064	<0.064	<0.37	5	0.5
Trichloroethene (TCE)	µg/L	**100**	**260**	**510**	**540**	**29**	***2.9***	***0.87***	***1.1***	***0.54***	***3.0***	***2.2***	<0.48	**16**	**22**	***2.1***	***1.5***	***4.8***	5	0.5
Trichlorofluoromethane	µg/L	NA	NA	NA	NA	NA	NA	NA	NA	NA	NA	NA	NA	NA	NA	NA	NA	NA	3,490	698
1,2,4-Trimethylbenzene	µg/L	NA	NA	NA	NA	NA	NA	NA	NA	NA	NA	NA	NA	NA	NA	NA	NA	NA	NS	NS
1,3,5-Trimethylbenzene	µg/L	NA	NA	NA	NA	NA	NA	NA	NA	NA	NA	NA	NA	NA	NA	NA	NA	NA	NS	NS
Total Trimethylbenzene	µg/L	NA	NA	NA	NA	NA	NA	NA	NA	NA	NA	NA	NA	NA	NA	NA	NA	NA	480	96
Vinyl Chloride	µg/L	<3.2	<3.2	<0.045	<0.15	<0.63	<0.63	<0.045	<0.15	<0.63	<0.63	<0.045	<0.15	<0.045	<0.045	<0.045	<0.045	<0.15	0.2	0.02
Xylenes, Total	µg/L	<3.6	<3.6	<1.2	<0.66	<0.73	<0.73	<1.2	<0.66	<0.73	<0.73	<1.2	<0.66	<1.2	<1.2	<1.2	<1.2	<0.66	2,000	400
PAHs																				
Acenaphthene	µg/L	NA	NA	NA	NA	NA	NA	NA	NA	NA	NA	NA	NA	NA	NA	NA	NA	NA	NS	NS
Acenaphthylene	µg/L	NA	NA	NA	NA	NA	NA	NA	NA	NA	NA	NA	NA	NA	NA	NA	NA	NA	NS	NS
Anthracene	µg/L	NA	NA	NA	NA	NA	NA	NA	NA	NA	NA	NA	NA	NA	NA	NA	NA	NA	3,000	600
Benzo(a)anthracene	µg/L	NA	NA	NA	NA	NA	NA	NA	NA	NA	NA	NA	NA	NA	NA	NA	NA	NA	NS	NS
Benzo(a)pyrene	µg/L	NA	NA	NA	NA	NA	NA	NA	NA	NA	NA	NA	NA	NA	NA	NA	NA	NA	0.2	0.02
Benzo(b)fluoranthene	µg/L	NA	NA	NA	NA	NA	NA	NA	NA	NA	NA	NA	NA	NA	NA	NA	NA	NA	0.2	0.02
Benzo(ghi)perylene	µg/L	NA	NA	NA	NA	NA	NA	NA	NA	NA	NA	NA	NA	NA	NA	NA	NA	NA	NS	NS
Benzo(k)fluoranthene	µg/L	NA	NA	NA	NA	NA	NA	NA	NA	NA	NA	NA	NA	NA	NA	NA	NA	NA	NS	NS
Chrysene	µg/L	NA	NA	NA	NA	NA	NA	NA	NA	NA	NA	NA	NA	NA	NA	NA	NA	NA	0.2	0.02
Dibenzo(a,h)anthracene	µg/L	NA	NA	NA	NA	NA	NA	NA	NA	NA	NA	NA	NA	NA	NA	NA	NA	NA	NS	NS
Fluoranthene	µg/L	NA	NA	NA	NA	NA	NA	NA	NA	NA	NA	NA	NA	NA	NA	NA	NA	NA	400	80
Fluorene	µg/L	NA	NA	NA	NA	NA	NA	NA	NA	NA	NA	NA	NA	NA	NA	NA	NA	NA	400	80
Indeno(1,2,3-cd)pyrene	µg/L	NA	NA	NA	NA	NA	NA	NA	NA	NA	NA	NA	NA	NA	NA	NA	NA	NA	NS	NS
1-Methylnaphthalene	µg/L	NA	NA	NA	NA	NA	NA	NA	NA	NA	NA	NA	NA	NA	NA	NA	NA	NA	NS	NS
2-Methylnaphthalene	µg/L	NA	NA	NA	NA	NA	NA	NA	NA	NA	NA	NA	NA	NA	NA	NA	NA	NA	NS	NS
Naphthalene	µg/L	NA	NA	NA	NA	NA	NA	NA	NA	NA	NA	NA	NA	NA	NA	NA	NA	NA	100	10
Phenanthrene	µg/L	NA	NA	NA	NA	NA	NA	NA	NA	NA	NA	NA	NA	NA	NA	NA	NA	NA	NS	NS
Pyrene	µg/L	NA	NA	NA	NA	NA	NA	NA	NA	NA	NA	NA	NA	NA	NA	NA	NA	NA	250	50
Dissolved Metals																				
Arsenic	µg/L	***4.5***	NA	NA	NA	<2.1	NA	NA	NA	<2.1	NA	NA	NA	NA	NA	NA	NA	NA	10	1
Barium	µg/L	97	NA	NA	NA	69	NA	NA	NA	34	NA	NA	NA	NA	NA	NA	NA	NA	2,000	400
Cadmium	µg/L	***1.1***	NA	NA	NA	<0.043	NA	NA	NA	<0.043	NA	NA	NA	NA	NA	NA	NA	NA	5	0.5
Chromium	µg/L	0.84	NA	NA	NA	0.73	NA	NA	NA	0.32	NA	NA	NA	NA	NA	NA	NA	NA	100	10
Lead	µg/L	<0.73	NA	NA	NA	<0.73	NA	NA	NA	<0.73	NA	NA	NA	NA	NA	NA	NA	NA	15	1.5
Mercury	µg/L	<0.083	NA	NA	NA	<0.083	NA	NA	NA	0.16	NA	NA	NA	NA	NA	NA	NA	NA	2	0.2
Selenium	µg/L	<18	NA	NA	NA	<3.5	NA	NA	NA	<3.5	NA	NA	NA	NA	NA	NA	NA	NA	50	10
Silver	µg/L	<0.3	NA	NA	NA	<0.3	NA	NA	NA	<0.3	NA	NA	NA	NA	NA	NA	NA	NA	50	10
Zinc	µg/L	5600	6400	NA	NA	14	180	NA	NA	290	2000	NA	NA	NA	NA	NA	NA	NA	NS	NS

Notes:
1. NR 140 ES = Wisconsin Administrative Code, Chapter NR 140 Enforcement Standard
2. NR 140 PAL = Wisconsin Administrative Code, Chapter NR 140 Preventive Action Limit
3. NS = no standard
4. µg/L = micrograms per liter (equivalent to parts per billion, ppb)
5. NA = Not Analyzed
6. Laborat "J" = Analyte detected between Limit of Detection and Limit of Quantitation.
7. Trip bla 10/1/97: All VOCs reported below laboratory detection limits.
   10/31/97: All VOCs reported below laboratory detection limits.
   12/16/97: All VOCs reported below laboratory detection limits.
   1/9/98: All VOCs reported below laboratory detection limits.
   1/20/98: All VOCs reported below laboratory detection limits.
   9/24/13: All VOCs reported below laboratory detection limits.
   2/4/15: All VOCs reported below laboratory detection limits.
8. Equipm 10/1/97: All VOCs reported below laboratory detection limits.
   10/31/97: All VOCs reported below laboratory detection limits.
   12/16/97: All VOCs reported below laboratory detection limits.
   1/9/98: All VOCs reported below laboratory detection limits.
   1/20/98: All VOCs reported below laboratory detection limits.
   9/24/13: All VOCs reported below laboratory detection limits.
   2/4/15: All VOCs reported below laboratory detection limits.
9. Exceed **BOLD** = Concentration exceeds NR 140 ES
   ITALICS = Concentration exceeds NR 140 PAL
10. Specia * = monitoring well screen submerged below water table
    ** = not a statistically valid PAL exceedance per NR 140.14(3)(c)

Table 3
Groundwater Analytical Table
ACME Galvanizing - 2730 South 19th Street, Milwaukee, Wisconsin
Sigma Project No. 12884

Well Location:		MW-6							MW-7							MW-8							NR 140 ES	NR 140 PAL
Date:		12/16/97	1/9/98	9/24/13	2/4/15	8/9/17	12/1/17	2/20/18	1/9/98	1/20/99	9/24/13	2/4/15	8/9/17	12/1/17	2/21/18	1/9/98	1/20/99	9/24/13	2/4/15	8/9/17	12/1/17	2/20/18		
Water Elevation* (feet MSL):		610.98	611.08	611.89	611.42				610.00	609.62	609.80	609.65												
PVOCs & Detected VOCs																								
Benzene	µg/L	<0.21	<0.21	<0.24	<0.44	<0.17	<0.17	<0.22	0.28	<160	<0.24	<4.4	<1.7	<1.7	<2.2	<0.21	<160	0.24	<0.44	<0.17	<0.17	<0.22	5	0.5
Bromobenzene	µg/L	NA	NA	<0.32	<0.48	<0.43	<0.43	<0.44	NA	NA	<0.32	<4.8	<4.3	<4.3	<4.4	NA	NA	<0.32	<0.48	<0.43	<0.43	<0.44	NS	NS
Bromodichloromethane	µg/L	NA	NA	<0.37	<0.46	<0.31	<0.31	<0.33	NA	NA	<0.37	<4.6	<3.1	<3.1	<3.3	NA	NA	<0.37	<0.46	<0.31	<0.31	<0.33	0.6	0.06
Bromoform	µg/L	NA	NA	<0.35	<0.46	<0.49	<0.49	<0.45	NA	NA	<0.35	<4.6	<4.9	<4.9	<4.5	NA	NA	<0.35	<0.46	<0.49	<0.49	<0.45	4.4	0.44
tert-Butylbenzene	µg/L	NA	NA	<0.36	<1.1	<0.39	<0.39	<0.25	NA	NA	<0.36	<11	<3.9	<3.9	<2.5	NA	NA	<0.36	<1.1	<0.39	<0.39	<0.25	NS	NS
sec-Butylbenzene	µg/L	NA	NA	<0.33	<1.2	<0.24	<0.24	<0.79	NA	NA	<0.33	<12	<2.4	<2.4	<7.9	NA	NA	<0.33	<1.2	<0.24	<0.24	<0.79	NS	NS
n-Butylbenzene	µg/L	NA	NA	<0.35	<1	<0.34	<0.34	<0.71	NA	NA	<0.35	<10	<3.4	<3.4	<7.1	NA	NA	<0.35	<1	<0.34	<0.34	<0.71	NS	NS
Carbon Tetrachloride	µg/L	NA	NA	<0.33	<0.65	<0.21	<0.21	<0.31	NA	NA	<0.33	<6.5	<2.1	<2.1	<3.1	NA	NA	<0.33	<0.65	<0.21	<0.21	<0.31	5	0.5
Chlorobenzene	µg/L	NA	NA	<0.24	<0.46	<0.27	<0.27	<0.26	NA	NA	<0.24	<4.6	<2.7	<2.7	<2.6	NA	NA	<0.24	<0.46	<0.27	<0.27	<0.26	NS	NS
Chloroethane	µg/L	<0.63	<0.63	<0.63	<0.65	<0.5	<0.5	<0.61	<0.68	<65	<0.63	<6.5	<5	<5	<6.1	6.2	<65	<0.63	<0.65	<0.5	<0.5	<0.61	400	80
Chloroform	µg/L	NA	NA	NA	<0.43	<0.96	<0.96	<0.26	NA	NA	NA	<4.3	<9.6	<9.6	<2.6	NA	NA	NA	<0.43	<0.96	<0.96	***0.37 J***	6	0.6
Chloromethane	µg/L	NA	NA	NA	<1.9	<1.3	<1.3	<0.54	NA	NA	NA	<19	<13	<13	<5.4	NA	NA	NA	<1.9	<1.3	<1.3	<0.54	30	3
2-Chlorotoluene	µg/L	NA	NA	NA	<0.4	<0.36	<0.36	<0.31	NA	NA	NA	<4	<3.6	<3.6	<3.1	NA	NA	NA	<0.4	<0.36	<0.36	<0.31	NS	NS
4-Chlorotoluene	µg/L	NA	NA	NA	<0.63	<0.35	<0.35	<0.26	NA	NA	NA	<6.3	<3.5	<3.5	<2.6	NA	NA	NA	<0.63	<0.35	<0.35	<0.26	NS	NS
1,2-Dibromo-3-Chloropropane	µg/L	NA	NA	NA	<1.4	<1.88	<1.88	<2.96	NA	NA	NA	<14	<18.8	<18.8	<29.6	NA	NA	NA	<1.4	<1.88	<1.88	<2.96	0.2	0.02
Dibromochloromethane	µg/L	NA	NA	NA	<0.45	<0.45	<0.45	<0.22	NA	NA	NA	<4.5	<4.5	<4.5	<2.2	NA	NA	NA	<0.45	<0.45	<0.45	<0.22	60	6
1,4-Dichlorobenzene	µg/L	NA	NA	NA	<0.49	<0.42	<0.42	<0.7	NA	NA	NA	<4.9	<4.2	<4.2	<7.0	NA	NA	NA	<0.49	<0.42	<0.42	<0.7	75	15
1,3-Dichlorobenzene	µg/L	NA	NA	NA	<0.52	<0.45	<0.45	<0.85	NA	NA	NA	<5.2	<4.5	<4.5	<8.5	NA	NA	NA	<0.52	<0.45	<0.45	<0.85	600	120
1,2-Dichlorobenzene	µg/L	NA	NA	NA	<0.46	<0.34	<0.34	<0.86	NA	NA	NA	<4.6	<3.4	<3.4	<8.6	NA	NA	NA	<0.46	<0.34	<0.34	<0.86	600	60
Dichlorodifluoromethane	µg/L	NA	NA	NA	<0.87	<0.38	<0.38	<0.32	NA	NA	NA	<8.7	<3.8	<3.8	<3.2	NA	NA	NA	<0.87	<0.38	<0.38	<0.32	1,000	200
1,2-Dichloroethane	µg/L	<0.14	<0.14	<0.41	<0.54	<0.45	<0.45	<0.25	0.21	<180	<0.41	<5.4	<4.5	<4.5	<2.5	***1.6***	<180	<0.41	<0.54	<0.45	<0.45	<0.25	5	0.5
1,1-Dichloroethane	µg/L	4.0	2.4	1.84	3.12	1.88	1.69	1.26	18	<170	2.4	12.9	19.1	14.4	9.5 J	***310***	***280***	11.6	7.5	24.9	25.7	15	850	85
1,1-Dichloroethene	µg/L	<0.13	<0.13	<0.4	<0.65	<0.46	<0.46	<0.42	***5.0***	<200	***1.32***	<6.5	<4.6	<4.6	<4.2	**13**	<200	***4.6***	<0.65	<0.46	***0.86 J***	<0.42	7	0.7
cis-1,2-Dichloroethene	µg/L	***26***	***18***	***46***	***35***	***28.7***	***28.3***	***17.6***	**340**	**520**	2.86	**530**	**490**	**470**	**450**	**690**	**620**	**560**	2.57	6.6	6.2	4.4	70	7
trans-1,2-Dichloroethene	µg/L	2.0	1.8	0.94	1.07	2.06	0.62 J	0.71 J	**610**	**1000**	0.99	**820**	**690**	**740**	**670**	***31***	<190	**900**	1.25	4.7	3.9	2.65	100	20
1,2-Dichloropropane	µg/L	NA	NA	<0.32	<0.43	<0.39	<0.39	<0.44	NA	NA	<0.32	<4.3	<3.9	<3.9	<4.4	NA	NA	<0.32	<0.43	<0.39	<0.39	<0.44	5	0.5
2,2-Dichloropropane	µg/L	NA	NA	<0.36	<3.1	NA	NA	NA	NA	NA	<0.36	<31	NA	NA	NA	NA	NA	<0.36	<3.1	NA	NA	NA	NS	NS
1,3-Dichloropropane	µg/L	NA	NA	<0.33	<0.42	<0.49	<0.49	<0.3	NA	NA	<0.33	<4.2	<4.9	<4.9	<3.0	NA	NA	<0.33	<0.42	<0.49	<0.49	<0.3	NS	NS
trans-1,3-Dichloropropene	µg/L	NA	NA	NA	NA	<0.42	<0.42	<0.32	NA	NA	NA	NA	<4.2	<4.2	<3.2	NA	NA	NA	NA	<0.42	<0.42	<0.32	NS	NS
cis-1,3-Dichloropropene	µg/L	NA	NA	NA	NA	<0.21	<0.21	<0.26	NA	NA	NA	NA	<2.1	<2.1	<2.6	NA	NA	NA	NA	<0.21	<0.21	<0.26	NS	NS
Di-isopropyl ether	µg/L	NA	NA	<0.23	<0.44	<0.26	<0.26	<0.21	NA	NA	<0.23	<4.4	<2.6	<2.6	<2.1	NA	NA	<0.23	<0.44	<0.26	<0.26	<0.21	NS	NS
EDB (1,2-Dibromoethane)	µg/L	NA	NA	<0.44	<0.63	<0.34	<0.34	<0.34	NA	NA	<0.44	<6.3	<3.4	<3.4	<3.4	NA	NA	<0.44	<0.63	<0.34	<0.34	<0.34	0.05	0.005
Ethylbenzene	µg/L	<0.21	<0.68	<0.55	<0.71	<0.2	<0.2	<0.26	<0.68	<170	<0.55	<7.1	<2	<2	<2.6	<0.68	<170	<0.55	<0.71	<0.2	<0.2	<0.26	700	140
Hexachlorobutadiene	µg/L	NA	NA	<1.5	<2.2	<1.47	<1.47	<1.34	NA	NA	<1.5	<22	<14.7	<14.7	<13.4	NA	NA	<1.5	<2.2	<1.47	<1.47	<1.34	NS	NS
Isopropylbenzene	µg/L	NA	NA	<0.3	<0.82	<0.29	<0.29	<0.78	NA	NA	<0.3	<8.2	<2.9	<2.9	<7.8	NA	NA	<0.3	<0.82	<0.29	<0.29	<0.78	NS	NS
p-Isopropyltoluene	µg/L	NA	NA	<0.31	<1.1	<0.28	<0.28	<0.24	NA	NA	<0.31	<11	<2.8	<2.8	<2.4	NA	NA	<0.31	<1.1	<0.28	<0.28	<0.24	NS	NS
Methylene Chloride	µg/L	NA	NA	<0.5	<1.3	<0.94	<0.94	<1.32	NA	NA	<0.5	<13	<9.4	<9.4	<13.2	NA	NA	<0.5	<1.3	<0.94	<0.94	<1.32	5	0.5
Methyl-tert-butyl-ether	µg/L	<0.21	<0.21	<0.23	<1.1	<0.82	<0.82	<0.28	<0.21	<160	<0.23	<11	<8.2	<8.2	<2.8	<0.21	<160	<0.23	<1.1	<0.82	<0.82	<0.28	60	12
Naphthalene	µg/L	<1.0	<1.0	<1.7	<1.6	<2.17	<2.17	<2.1	<1.0	<440	<1.7	<16	<21.7	<21.7	<21	<1.0	<440	<1.7	<1.6	<2.17	<2.17	<2.1	100	10
n-Propylbenzene	µg/L	NA	NA	<0.25	<0.77	<0.19	<0.19	<0.61	NA	NA	<0.25	<7.7	<1.9	<1.9	<6.1	NA	NA	<0.25	<0.77	<0.19	<0.19	<0.61	NS	NS
1,1,2,2-Tetrachloroethane	µg/L	NA	NA	<0.45	<0.52	<0.69	<0.69	<0.3	NA	NA	<0.45	<5.2	<6.9	<6.9	<3.0	NA	NA	<0.45	<0.52	<0.69	<0.69	<0.3	0.2	0.02
1,1,1,2-Tetrachloroethane	µg/L	NA	NA	<0.33	<0.48	<0.47	<0.47	<0.35	NA	NA	<0.33	<4.8	<4.7	<4.7	<3.5	NA	NA	<0.33	<0.48	<0.47	<0.47	<0.35	70	7
Tetrachloroethene (PCE)	µg/L	NA	NA	<0.33	<0.74	<0.48	<0.48	<0.38	NA	NA	<0.33	<7.4	<4.8	<4.8	<3.8	NA	NA	<0.33	<0.74	<0.48	<0.48	<0.38	5	0.5
Toluene	µg/L	<1.5	<1.5	<0.69	<0.44	<0.67	<0.67	0.2 J	<1.5	<180	<0.69	<4.4	<6.7	<6.7	<1.9	<1.5	<180	<0.69	<0.44	<0.67	<0.67	<0.19	800	160
1,2,4-Trichlorobenzene	µg/L	NA	NA	<0.98	<1.7	<1.29	<1.29	<1.15	NA	NA	<0.98	<17	<12.9	<12.9	<11.5	NA	NA	<0.98	<1.7	<1.29	<1.29	<1.15	70	14
1,2,3-Trichlorobenzene	µg/L	NA	NA	<1.8	2.7	<0.83	<0.83	<1.71	NA	NA	<1.8	<27	<8.3	<8.3	<17.1	NA	NA	<1.8	<2.7	<0.83	<0.83	<1.71	NS	NS
1,1,1-Trichloroethane	µg/L	<0.37	<0.37	0.82	2.66	<0.35	<0.35	0.5 J	<0.37	<230	6.5	<8.4	<3.5	<3.5	<3.3	***84***	<230	<0.33	4.5	13.2	12.9	9.6	200	40
1,1,2-Trichloroethane	µg/L	<0.064	<0.064	<0.34	<0.48	<0.65	<0.65	<0.42	<0.064	<190	<0.34	<4.8	<6.5	<6.5	<4.2	***0.51***	<190	<0.34	<0.48	<0.65	<0.65	<0.42	5	0.5
Trichloroethene (TCE)	µg/L	**6.4**	***2.6***	***4.1***	***4.4***	***1.77***	***1.59***	***0.66 J***	**390**	<240	**54**	**10.3**	**11.7 J**	**15.9**	<3.0	**140**	<240	**7.3**	**37**	**76**	**75**	**59**	5	0.5
Trichlorofluoromethane	µg/L	NA	NA	<0.71	<0.87	<0.64	<0.64	<0.35	NA	NA	<0.71	<8.7	<6.4	<6.4	<3.5	NA	NA	<0.71	<0.87	<0.64	<0.64	<0.35	3,490	698
1,2,4-Trimethylbenzene	µg/L	NA	NA	<2.2	<1.6	<1.14	<1.14	<0.8	NA	NA	<2.2	<16	<11.4	<11.4	<8.0	NA	NA	<2.2	<1.6	<1.14	<1.14	<0.8	NS	NS
1,3,5-Trimethylbenzene	µg/L	NA	NA	<1.4	<1.5	<0.91	<0.91	<0.63	NA	NA	<1.4	<15	<9.1	<9.1	<6.3	NA	NA	<1.4	<1.5	<0.91	<0.91	<0.63	NS	NS
Total Trimethylbenzene	µg/L	NA	NA	<2.2	<3.1	<2.05	<2.05	<1.43	NA	NA	<2.2	<31	<20.5	<20.5	<14.3	NA	NA	<2.2	<3.1	<2.05	<2.05	<1.43	480	96
Vinyl Chloride	µg/L	**17**	**13**	**5.4**	**4.4**	**6.3**	**7.6**	**8.3**	**3.0**	<75	**0.89**	**27.9**	**61**	**36**	**24.9**	**0.4**	<75	**35**	<0.17	<0.19	<0.19	<0.2	0.2	0.02
Xylenes, Total	µg/L	<1.2	<1.2	<0.69	<3.1	<1.95	<1.95	<0.72	<1.2	<330	<0.69	<31	<19.5	<19.5	<7.2	<1.2	<330	<0.69	<3.1	<1.95	<1.95	<0.72	2,000	400
PAHs																						NA		
Acenaphthene	µg/L	NA	NA	NA	<0.02	NA	NA	NA	NA	NA	NA	<0.02	NA	NA	NA	NA	NA	NA	<0.02	NA	NA	NA	NS	NS
Acenaphthylene	µg/L	NA	NA	NA	<0.021	NA	NA	NA	NA	NA	NA	<.021	NA	NA	NA	NA	NA	NA	<0.021	NA	NA	NA	NS	NS
Anthracene	µg/L	NA	NA	NA	<0.02	NA	NA	NA	NA	NA	NA	0.047	NA	NA	NA	NA	NA	NA	0.115	NA	NA	NA	3,000	600
Benzo(a)anthracene	µg/L	NA	NA	NA	0.0261	NA	NA	NA	NA	NA	NA	0.08	NA	NA	NA	NA	NA	NA	0.15	NA	NA	NA	NS	NS
Benzo(a)pyrene	µg/L	NA	NA	NA	<0.019	NA	NA	NA	NA	NA	NA	***0.056***	NA	NA	NA	NA	NA	NA	***0.113***	NA	NA	NA	0.2	0.02
Benzo(b)fluoranthene	µg/L	NA	NA	NA	***0.0233***	NA	NA	NA	NA	NA	NA	***0.073***	NA	NA	NA	NA	NA	NA	***0.143***	NA	NA	NA	0.2	0.02
Benzo(ghi)perylene	µg/L	NA	NA	NA	<0.024	NA	NA	NA	NA	NA	NA	0.043	NA	NA	NA	NA	NA	NA	0.117	NA	NA	NA	NS	NS
Benzo(k)fluoranthene	µg/L	NA	NA	NA	<0.018	NA	NA	NA	NA	NA	NA	0.0298	NA	NA	NA	NA	NA	NA	0.114	NA	NA	NA	NS	NS
Chrysene	µg/L	NA	NA	NA	0.0182	NA	NA	NA	NA	NA	NA	***0.065***	NA	NA	NA	NA	NA	NA	***0.132***	NA	NA	NA	0.2	0.02
Dibenzo(a,h)anthracene	µg/L	NA	NA	NA	<0.025	NA	NA	NA	NA	NA	NA	<0.025	NA	NA	NA	NA	NA	NA	0.091	NA	NA	NA	NS	NS
Fluoranthene	µg/L	NA	NA	NA	0.033	NA	NA	NA	NA	NA	NA	0.153	NA	NA	NA	NA	NA	NA	0.197	NA	NA	NA	400	80
Fluorene	µg/L	NA	NA	NA	<0.017	NA	NA	NA	NA	NA	NA	<0.017	NA	NA	NA	NA	NA	NA	0.0301	NA	NA	NA	400	80
Indeno(1,2,3-cd)pyrene	µg/L	NA	NA	NA	<0.018	NA	NA	NA	NA	NA	NA	0.035	NA	NA	NA	NA	NA	NA	0.115	NA	NA	NA	NS	NS
1-Methylnaphthalene	µg/L	NA	NA	NA	<0.018	NA	NA	NA	NA	NA	NA	<0.018	NA	NA	NA	NA	NA	NA	<0.018	NA	NA	NA	NS	NS
2-Methylnaphthalene	µg/L	NA	NA	NA	<0.017	NA	NA	NA	NA	NA	NA	0.0199	NA	NA	NA	NA	NA	NA	<0.017	NA	NA	NA	NS	NS
Naphthalene	µg/L	NA	NA	NA	<0.018	NA	NA	NA	NA	NA	NA	0.0236	NA	NA	NA	NA	NA	NA	0.022	NA	NA	NA	100	10
Phenanthrene	µg/L	NA	NA	NA	0.019	NA	NA	NA	NA	NA	NA	0.044	NA	NA	NA	NA	NA	NA	0.103	NA	NA	NA	NS	NS
Pyrene	µg/L	NA	NA	NA	0.0285	NA	NA	NA	NA	NA	NA	0.131	NA	NA	NA	NA	NA	NA	0.163	NA	NA	NA	250	50
Dissolved Metals																								
Arsenic	µg/L	NA	NA	NA	NA	NA	NA	NA	NA	NA	NA	NA	NA	NA	NA	NA	NA	NA	NA	NA	NA	NA	10	1
Barium	µg/L	NA	NA	NA	NA	NA	NA	NA	NA	NA	NA	NA	NA	NA	NA	NA	NA	NA	NA	NA	NA	NA	2,000	400
Cadmium	µg/L	NA	NA	NA	NA	NA	NA	NA	NA	NA	NA	NA	NA	NA	NA	NA	NA	NA	NA	NA	NA	NA	5	0.5
Chromium	µg/L	NA	NA	NA	NA	NA	NA	NA	NA	NA	NA	NA	NA	NA	NA	NA	NA	NA	NA	NA	NA	NA	100	10
Lead	µg/L	NA	NA	NA	NA	NA	NA	NA	NA	NA	NA	NA	NA	NA	NA	NA	NA	NA	NA	NA	NA	NA	15	1.5
Mercury	µg/L	NA	NA	NA	NA	NA	NA	NA	NA	NA	NA	NA	NA	NA	NA	NA	NA	NA	NA	NA	NA	NA	2	0.2
Selenium	µg/L	NA	NA	NA	NA	NA	NA	NA	NA	NA	NA	NA	NA	NA	NA	NA	NA	NA	NA	NA	NA	NA	50	10
Silver	µg/L	NA	NA	NA	NA	NA	NA	NA	NA	NA	NA	NA	NA	NA	NA	NA	NA	NA	NA	NA	NA	NA	50	10
Zinc	µg/L	NA	NA	NA	NA	NA	NA	NA	NA	NA	NA	NA	NA	NA	NA	NA	NA	NA	NA	NA	NA	NA	NS	NS

Notes:
1. NR 140 ES = Wisconsin Administrative Code, Chapter NR 140 Enforcement Standard
2. NR 140 PAL = Wisconsin Administrative Code, Chapter NR 140 Preventive Action Limit
3. NS = no standard
4. µg/L = micrograms per liter (equivalent to parts per billion, ppb)
5. NA = Not Analyzed
6. Laborat "J" = Analyte detected between Limit of Detection and Limit of Quantitation.
7. Trip bla 10/1/97: All VOCs reported below laboratory detection limits.
   10/31/97: All VOCs reported below laboratory detection limits.
   12/16/97: All VOCs reported below laboratory detection limits.
   1/9/98: All VOCs reported below laboratory detection limits.
   1/20/98: All VOCs reported below laboratory detection limits.
   9/24/13: All VOCs reported below laboratory detection limits.
   2/4/15: All VOCs reported below laboratory detection limits.
8. Equipm 10/1/97: All VOCs reported below laboratory detection limits.
   10/31/97: All VOCs reported below laboratory detection limits.
   12/16/97: All VOCs reported below laboratory detection limits.
   1/9/98: All VOCs reported below laboratory detection limits.
   1/20/98: All VOCs reported below laboratory detection limits.
   9/24/13: All VOCs reported below laboratory detection limits.
   2/4/15: All VOCs reported below laboratory detection limits.
9. Exceed **BOLD** = Concentration exceeds NR 140 ES
   ITALICS = Concentration exceeds NR 140 PAL
10. Specia * = monitoring well screen submerged below water table
    ** = not a statistically valid PAL exceedance per NR 140.14(3)(c)

Table 3
Groundwater Analytical Table
ACME Galvanizing - 2730 South 19th Street, Milwaukee, Wisconsin
Sigma Project No. 12884

Well Location:		MW-9					MW-10				MW-11				MW-12				MW-13				NR 140 ES	NR 140 PAL
Date:		1/9/98	10/3/13	8/9/17	12/1/17	2/21/18	2/4/15	8/9/17	12/1/17	2/20/18	2/4/15	8/9/17	12/1/17	2/20/18	2/4/15	8/9/17	12/1/17	2/20/18	2/4/15	8/9/17	12/1/17	2/20/18		
Water Elevation* (feet MSL):							625.80				614.14				615.21				614.94					
PVOCs & Detected VOCs																								
Benzene	µg/L	***0.83***	<0.24	<0.17	<0.17	<0.22	<0.44	<0.17	<0.17	<0.22	<0.44	<0.17	<0.17	<0.22	<0.44	<0.17	<0.17	<0.22	<0.44	<0.17	<0.17	<0.22	5	0.5
Bromobenzene	µg/L	NA	<0.32	<0.43	<0.43	<0.44	<0.48	<0.43	<0.43	<0.44	<0.48	<0.43	<0.43	<0.44	<0.48	<0.43	<0.43	<0.44	<0.48	<0.43	<0.43	<0.44	NS	NS
Bromodichloromethane	µg/L	NA	<0.37	<0.31	<0.31	<0.33	<0.46	<0.31	<0.31	<0.33	<0.46	<0.31	<0.31	<0.33	<0.46	<0.31	<0.31	<0.33	<0.46	<0.31	<0.31	<0.33	0.6	0.06
Bromoform	µg/L	NA	<0.35	<0.49	<0.49	<0.45	<0.46	<0.49	<0.49	<0.45	<0.46	<0.49	<0.49	<0.45	<0.46	<0.49	<0.49	<0.45	<0.46	<0.49	<0.49	<0.45	4.4	0.44
tert-Butylbenzene	µg/L	NA	<0.36	<0.39	<0.39	<0.25	<1.1	<0.39	<0.39	<0.25	<1.1	<0.39	<0.39	<0.25	<1.1	<0.39	<0.39	<0.25	<1.1	<0.39	<0.39	<0.25	NS	NS
sec-Butylbenzene	µg/L	NA	<0.33	<0.24	<0.24	<0.79	<1.2	<0.24	<0.24	<0.79	<1.2	<0.24	<0.24	<0.79	<1.2	<0.24	<0.24	<0.79	<1.2	<0.24	<0.24	<0.79	NS	NS
n-Butylbenzene	µg/L	NA	<0.35	<0.34	<0.34	<0.71	<1	<0.34	<0.34	<0.71	<1	<0.34	<0.34	<0.71	<1	<0.34	<0.34	<0.71	<1	<0.34	<0.34	<0.71	NS	NS
Carbon Tetrachloride	µg/L	NA	<0.33	<0.21	<0.21	<0.31	<0.65	<0.21	<0.21	<0.31	<0.65	<0.21	<0.21	<0.31	<0.65	<0.21	<0.21	<0.31	<0.65	<0.21	<0.21	<0.31	5	0.5
Chlorobenzene	µg/L	NA	<0.24	<0.27	<0.27	<0.26	<0.46	<0.27	<0.27	<0.26	<0.46	<0.27	<0.27	<0.26	<0.46	<0.27	<0.27	<0.26	<0.46	<0.27	<0.27	<0.26	NS	NS
Chloroethane	µg/L	<0.69	<0.63	<0.5	<0.5	<0.61	<0.65	<0.5	<0.5	<0.61	<0.65	<0.5	<0.5	<0.61	<0.65	<0.5	<0.5	<0.61	1.57 J	<0.5	<0.5	<0.61	400	80
Chloroform	µg/L	NA	NA	<0.96	<0.96	<0.26	<0.43	<0.96	<0.96	<0.26	<0.43	<0.96	<0.96	<0.26	<0.43	<0.96	<0.96	<0.26	<0.43	<0.96	<0.96	<0.26	6	0.6
Chloromethane	µg/L	NA	NA	<1.3	<1.3	<0.54	<1.9	<1.3	<1.3	<0.54	<1.9	<1.3	<1.3	<0.54	<1.9	<1.3	<1.3	<0.54	<1.9	<1.3	<1.3	<0.54	30	3
2-Chlorotoluene	µg/L	NA	NA	<0.36	<0.36	<0.31	<0.4	<0.36	<0.36	<0.31	<0.4	<0.36	<0.36	<0.31	<0.4	<0.36	<0.36	<0.31	<0.4	<0.36	<0.36	<0.31	NS	NS
4-Chlorotoluene	µg/L	NA	NA	<0.35	<0.35	<0.26	<0.63	<0.35	<0.35	<0.26	<0.63	<0.35	<0.35	<0.26	<0.63	<0.35	<0.35	<0.26	<0.63	<0.35	<0.35	<0.26	NS	NS
1,2-Dibromo-3-Chloropropane	µg/L	NA	NA	<1.88	<1.88	<2.96	<1.4	<1.88	<1.88	<2.96	<1.4	<1.88	<1.88	<2.96	<1.4	<1.88	<1.88	<2.96	<1.4	<1.88	<1.88	<2.96	0.2	0.02
Dibromochloromethane	µg/L	NA	NA	<0.45	<0.45	<0.22	<0.45	<0.45	<0.45	<0.22	<0.45	<0.45	<0.45	<0.22	<0.45	<0.45	<0.45	<0.22	<0.45	<0.45	<0.45	<0.22	60	6
1,4-Dichlorobenzene	µg/L	NA	NA	<0.42	<0.42	<0.7	<0.49	<0.42	<0.42	<0.7	<0.49	<0.42	<0.42	<0.7	<0.49	<0.42	<0.42	<0.7	<0.49	<0.42	<0.42	<0.7	75	15
1,3-Dichlorobenzene	µg/L	NA	NA	<0.45	<0.45	<0.85	<0.52	<0.45	<0.45	<0.85	<0.52	<0.45	<0.45	<0.85	<0.52	<0.45	<0.45	<0.85	<0.52	<0.45	<0.45	<0.85	600	120
1,2-Dichlorobenzene	µg/L	NA	NA	<0.34	<0.34	<0.86	<0.46	<0.34	<0.34	<0.86	<0.46	<0.34	<0.34	<0.86	<0.46	<0.34	<0.34	<0.86	<0.46	<0.34	<0.34	<0.86	600	60
Dichlorodifluoromethane	µg/L	NA	NA	<0.38	<0.38	<0.32	<0.87	<0.38	<0.38	<0.32	<0.87	<0.38	<0.38	<0.32	<0.87	<0.38	<0.38	<0.32	<0.87	<0.38	<0.38	<0.32	1,000	200
1,2-Dichloroethane	µg/L	<0.14	<0.41	<0.45	<0.45	<0.25	<0.54	<0.45	<0.45	<0.25	<0.54	<0.45	<0.45	<0.25	<0.54	<0.45	<0.45	<0.25	<0.54	<0.45	<0.45	<0.25	5	0.5
1,1-Dichloroethane	µg/L	4.3	<0.3	1.22 J	2.03	3.3	<1.1	<0.42	<0.42	<0.36	<1.1	<0.42	<0.42	<0.36	<1.1	<0.42	<0.42	<0.36	<1.1	0.77 J	0.7 J	0.57 J	850	85
1,1-Dichloroethene	µg/L	<0.13	<0.4	<0.46	<0.46	<0.42	<0.65	<0.46	<0.46	<0.42	<0.65	<0.46	<0.46	<0.42	<0.65	<0.46	<0.46	<0.42	<0.65	<0.46	<0.46	<0.42	7	0.7
cis-1,2-Dichloroethene	µg/L	0.59	<0.38	<0.41	<0.41	0.8 J	<0.45	<0.41	<0.41	<0.37	<0.45	<0.41	<0.41	<0.37	<0.45	<0.41	<0.41	<0.37	1.23 J	1.56	3.6	2.2	70	7
trans-1,2-Dichloroethene	µg/L	<0.11	<0.35	<0.35	<0.35	<0.34	<0.54	<0.35	<0.35	<0.34	<0.54	<0.35	<0.35	<0.34	<0.54	<0.35	<0.35	<0.34	<0.54	<0.35	<0.35	<0.34	100	20
1,2-Dichloropropane	µg/L	NA	<0.32	<0.39	<0.39	<0.44	<0.43	<0.39	<0.39	<0.44	<0.43	<0.39	<0.39	<0.44	<0.43	<0.39	<0.39	<0.44	<0.43	<0.39	<0.39	<0.44	5	0.5
2,2-Dichloropropane	µg/L	NA	<0.36	NA	NA	NA	<3.1	NA	NA	NA	<3.1	NA	NA	NA	<3.1	NA	NA	NA	<3.1	NA	NA	NA	NS	NS
1,3-Dichloropropane	µg/L	NA	<0.33	<0.49	<0.49	<0.3	<0.42	<0.49	<0.49	<0.3	<0.42	<0.49	<0.49	<0.3	<0.42	<0.49	<0.49	<0.3	<0.42	<0.49	<0.49	<0.3	NS	NS
trans-1,3-Dichloropropene	µg/L	NA	NA	<0.42	<0.42	<0.32	NA	<0.42	<0.42	<0.32	NA	<0.42	<0.42	<0.32	NA	<0.42	<0.42	<0.32	NA	<0.42	<0.42	<0.32	NS	NS
cis-1,3-Dichloropropene	µg/L	NA	NA	<0.21	<0.21	<0.26	NA	<0.21	<0.21	<0.26	NA	<0.21	<0.21	<0.26	NA	<0.21	<0.21	<0.26	NA	<0.21	<0.21	<0.26	NS	NS
Di-isopropyl ether	µg/L	NA	<0.23	<0.26	<0.26	<0.21	<0.44	<0.26	<0.26	<0.21	<0.44	<0.26	<0.26	<0.21	<0.44	<0.26	<0.26	<0.21	<0.44	<0.26	<0.26	<0.21	NS	NS
EDB (1,2-Dibromoethane)	µg/L	NA	<0.44	<0.34	<0.34	<0.34	<0.63	<0.34	<0.34	<0.34	<0.63	<0.34	<0.34	<0.34	<0.63	<0.34	<0.34	<0.34	<0.63	<0.34	<0.34	<0.34	0.05	0.005
Ethylbenzene	µg/L	<0.68	<0.55	<0.2	<0.2	<0.26	<0.71	<0.2	<0.2	<0.26	<0.71	<0.2	<0.2	<0.26	<0.71	<0.2	<0.2	<0.26	<0.71	<0.2	<0.2	<0.26	700	140
Hexachlorobutadiene	µg/L	NA	<1.5	<1.47	<1.47	<1.34	<2.2	<1.47	<1.47	<1.34	<2.2	<1.47	<1.47	<1.34	<2.2	<1.47	<1.47	<1.34	<2.2	<1.47	<1.47	<1.34	NS	NS
Isopropylbenzene	µg/L	NA	<0.3	<0.29	<0.29	<0.78	<0.82	<0.29	<0.29	<0.78	<0.82	<0.29	<0.29	<0.78	<0.82	<0.29	<0.29	<0.78	<0.82	<0.29	<0.29	<0.78	NS	NS
p-Isopropyltoluene	µg/L	NA	<0.31	<0.28	<0.28	<0.24	<1.1	<0.28	<0.28	<0.24	<1.1	<0.28	<0.28	<0.24	<1.1	<0.28	<0.28	<0.24	<1.1	<0.28	<0.28	<0.24	NS	NS
Methylene Chloride	µg/L	NA	<0.5	<0.94	<0.94	<1.32	<1.3	<0.94	<0.94	<1.32	<1.3	<0.94	<0.94	<1.32	<1.3	<0.94	<0.94	<1.32	<1.3	<0.94	<0.94	<1.32	5	0.5
Methyl-tert-butyl-ether	µg/L	<0.21	<0.23	<0.82	<0.82	<0.28	<1.1	<0.82	<0.82	<0.28	<1.1	<0.82	<0.82	<0.28	<1.1	<0.82	<0.82	<0.28	<1.1	<0.82	<0.82	<0.28	60	12
Naphthalene	µg/L	4.1	<1.7	<2.17	<2.17	<2.1	<1.6	<2.17	<2.17	<2.1	<1.6	<2.17	<2.17	<2.1	<1.6	<2.17	<2.17	<2.1	<1.6	<2.17	<2.17	<2.1	100	10
n-Propylbenzene	µg/L	NA	<0.25	<0.19	<0.19	<0.61	<0.77	<0.19	<0.19	<0.61	<0.77	<0.19	<0.19	<0.61	<0.77	<0.19	<0.19	<0.61	<0.77	<0.19	<0.19	<0.61	NS	NS
1,1,2,2-Tetrachloroethane	µg/L	NA	<0.45	<0.69	<0.69	<0.3	<0.52	<0.69	<0.69	<0.3	<0.52	<0.69	<0.69	<0.3	<0.52	<0.69	<0.69	<0.3	<0.52	<0.69	<0.69	<0.3	0.2	0.02
1,1,1,2-Tetrachloroethane	µg/L	NA	<0.33	<0.47	<0.47	<0.35	<0.48	<0.47	<0.47	<0.35	<0.48	<0.47	<0.47	<0.35	<0.48	<0.47	<0.47	<0.35	<0.48	<0.47	<0.47	<0.35	70	7
Tetrachloroethene (PCE)	µg/L	NA	<0.33	<0.48	<0.48	<0.38	<0.74	<0.48	<0.48	<0.38	<0.74	<0.48	<0.48	<0.38	<0.74	<0.48	<0.48	<0.38	<0.74	<0.48	<0.48	<0.38	5	0.5
Toluene	µg/L	<1.5	<0.69	<0.67	<0.67	0.27 J	<0.44	<0.67	<0.67	<0.19	<0.44	<0.67	<0.67	0.26 J	<0.44	<0.67	<0.67	0.24 J	<0.44	<0.67	<0.67	<0.19	800	160
1,2,4-Trichlorobenzene	µg/L	NA	<0.98	<1.29	<1.29	<1.15	<1.7	<1.29	<1.29	<1.15	<1.7	<1.29	<1.29	<1.15	<1.7	<1.29	<1.29	<1.15	<1.7	<1.29	<1.29	<1.15	70	14
1,2,3-Trichlorobenzene	µg/L	NA	<1.8	<0.83	<0.83	<1.71	<2.7	<0.83	<0.83	<1.71	<2.7	<0.83	<0.83	<1.71	<2.7	<0.83	<0.83	<1.71	<2.7	<0.83	<0.83	<1.71	NS	NS
1,1,1-Trichloroethane	µg/L	0.97	0.92	1.28	1.11	0.81 J	<0.84	<0.35	<0.35	<0.33	<0.84	<0.35	<0.35	<0.33	<0.84	<0.35	<0.35	<0.33	<0.84	<0.35	<0.35	<0.33	200	40
1,1,2-Trichloroethane	µg/L	<0.064	<0.34	<0.65	<0.65	<0.42	<0.48	<0.65	<0.65	<0.42	<0.48	<0.65	<0.65	<0.42	<0.48	<0.65	<0.65	<0.42	<0.48	<0.65	<0.65	<0.42	5	0.5
Trichloroethene (TCE)	µg/L	***1.3***	0.43	***0.57 J***	<0.45	***0.95***	<0.47	<0.45	<0.45	<0.3	<0.47	<0.45	<0.45	<0.3	<0.47	<0.45	<0.45	<0.3	<0.47	<0.45	<0.45	<0.3	5	0.5
Trichlorofluoromethane	µg/L	NA	<0.71	<0.64	<0.64	<0.35	<0.87	<0.64	<0.64	<0.35	<0.87	<0.64	<0.64	<0.35	<0.87	<0.64	<0.64	<0.35	<0.87	<0.64	<0.64	<0.35	3,490	698
1,2,4-Trimethylbenzene	µg/L	NA	<2.2	<1.14	<1.14	<0.8	<1.6	<1.14	<1.14	<0.8	<1.6	<1.14	<1.14	<0.8	<1.6	<1.14	<1.14	<0.8	<1.6	<1.14	<1.14	<0.8	NS	NS
1,3,5-Trimethylbenzene	µg/L	NA	<1.4	<0.91	<0.91	<0.63	<1.5	<0.91	<0.91	<0.63	<1.5	<0.91	<0.91	<0.63	<1.5	<0.91	<0.91	<0.63	<1.5	<0.91	<0.91	<0.63	NS	NS
Total Trimethylbenzene	µg/L	NA	<2.2	<2.05	<2.05	<1.43	<3.1	<2.05	<2.05	<1.43	<3.1	<2.05	<2.05	<1.43	<3.1	<2.05	<2.05	<1.43	<3.1	<2.05	<2.05	<1.43	480	96
Vinyl Chloride	µg/L	<0.045	<0.18	<0.19	<0.19	**0.47 J**	<0.17	<0.19	<0.19	<0.2	<0.17	<0.19	<0.19	<0.2	**24.8**	**10.8**	**14.6**	**10.7**	**0.21 J**	<0.19	**0.72**	**0.45 J**	0.2	0.02
Xylenes, Total	µg/L	<1.2	<0.69	<1.95	<1.95	<0.72	<3.1	<1.95	<1.95	<0.72	<3.1	<1.95	<1.95	<0.72	<3.1	<1.95	<1.95	<0.72	<3.1	<1.95	<1.95	<0.72	2,000	400
PAHs																								
Acenaphthene	µg/L	NA	NA	NA	NA	NA	<0.02	NA	NA	NA	<0.02	NA	NA	NA	<0.02	NA	NA	NA	<0.02	NA	NA	NA	NS	NS
Acenaphthylene	µg/L	NA	NA	NA	NA	NA	<0.021	NA	NA	NA	<0.021	NA	NA	NA	<0.021	NA	NA	NA	<0.021	NA	NA	NA	NS	NS
Anthracene	µg/L	NA	NA	NA	NA	NA	<0.02	NA	NA	NA	0.067	NA	NA	NA	0.078	NA	NA	NA	<0.02	NA	NA	NA	3,000	600
Benzo(a)anthracene	µg/L	NA	NA	NA	NA	NA	<0.019	NA	NA	NA	0.056 J	NA	NA	NA	0.079	NA	NA	NA	0.041 J	NA	NA	NA	NS	NS
Benzo(a)pyrene	µg/L	NA	NA	NA	NA	NA	<0.019	NA	NA	NA	***0.0315 J***	NA	NA	NA	***0.056 J***	NA	NA	NA	***0.0229 J***	NA	NA	NA	0.2	0.02
Benzo(b)fluoranthene	µg/L	NA	NA	NA	NA	NA	<0.019	NA	NA	NA	***0.034 J***	NA	NA	NA	***0.061 J***	NA	NA	NA	***0.0245 J***	NA	NA	NA	0.2	0.02
Benzo(ghi)perylene	µg/L	NA	NA	NA	NA	NA	<0.024	NA	NA	NA	0.038 J	NA	NA	NA	0.062 J	NA	NA	NA	0.0278 J	NA	NA	NA	NS	NS
Benzo(k)fluoranthene	µg/L	NA	NA	NA	NA	NA	<0.018	NA	NA	NA	0.0291 J	NA	NA	NA	0.055 J	NA	NA	NA	<0.018	NA	NA	NA	NS	NS
Chrysene	µg/L	NA	NA	NA	NA	NA	<0.017	NA	NA	NA	***0.05 J***	NA	NA	NA	***0.068***	NA	NA	NA	***0.04 J***	NA	NA	NA	0.2	0.02
Dibenzo(a,h)anthracene	µg/L	NA	NA	NA	NA	NA	<0.025	NA	NA	NA	0.0314 J	NA	NA	NA	0.051 J	NA	NA	NA	<0.025	NA	NA	NA	NS	NS
Fluoranthene	µg/L	NA	NA	NA	NA	NA	0.0207 J	NA	NA	NA	0.05 J	NA	NA	NA	0.068	NA	NA	NA	0.04 J	NA	NA	NA	400	80
Fluorene	µg/L	NA	NA	NA	NA	NA	<0.017	NA	NA	NA	<0.017	NA	NA	NA	0.0253	NA	NA	NA	<0.017	NA	NA	NA	400	80
Indeno(1,2,3-cd)pyrene	µg/L	NA	NA	NA	NA	NA	<0.018	NA	NA	NA	0.032 J	NA	NA	NA	0.058	NA	NA	NA	<0.018	NA	NA	NA	NS	NS
1-Methylnaphthalene	µg/L	NA	NA	NA	NA	NA	<0.018	NA	NA	NA	<0.018	NA	NA	NA	<0.018	NA	NA	NA	<0.018	NA	NA	NA	NS	NS
2-Methylnaphthalene	µg/L	NA	NA	NA	NA	NA	<0.017	NA	NA	NA	<0.017	NA	NA	NA	<0.017	NA	NA	NA	<0.017	NA	NA	NA	NS	NS
Naphthalene	µg/L	NA	NA	NA	NA	NA	<0.018	NA	NA	NA	<0.018	NA	NA	NA	<0.018	NA	NA	NA	<0.018	NA	NA	NA	100	10
Phenanthrene	µg/L	NA	NA	NA	NA	NA	0.0202 J	NA	NA	NA	0.038 J	NA	NA	NA	0.058	NA	NA	NA	0.0312 J	NA	NA	NA	NS	NS
Pyrene	µg/L	NA	NA	NA	NA	NA	0.0306 J	NA	NA	NA	0.05 J	NA	NA	NA	0.069	NA	NA	NA	0.104	NA	NA	NA	250	50
Dissolved Metals																								
Arsenic	µg/L	NA	NA	NA	NA	NA	NA	NA	NA	NA	NA	NA	NA	NA	NA	NA	NA	NA	NA	NA	NA	NA	10	1
Barium	µg/L	NA	NA	NA	NA	NA	NA	NA	NA	NA	NA	NA	NA	NA	NA	NA	NA	NA	NA	NA	NA	NA	2,000	400
Cadmium	µg/L	NA	NA	NA	NA	NA	NA	NA	NA	NA	NA	NA	NA	NA	NA	NA	NA	NA	NA	NA	NA	NA	5	0.5
Chromium	µg/L	NA	NA	NA	NA	NA	NA	NA	NA	NA	NA	NA	NA	NA	NA	NA	NA	NA	NA	NA	NA	NA	100	10
Lead	µg/L	NA	NA	NA	NA	NA	NA	NA	NA	NA	NA	NA	NA	NA	NA	NA	NA	NA	NA	NA	NA	NA	15	1.5
Mercury	µg/L	NA	NA	NA	NA	NA	NA	NA	NA	NA	NA	NA	NA	NA	NA	NA	NA	NA	NA	NA	NA	NA	2	0.2
Selenium	µg/L	NA	NA	NA	NA	NA	NA	NA	NA	NA	NA	NA	NA	NA	NA	NA	NA	NA	NA	NA	NA	NA	50	10
Silver	µg/L	NA	NA	NA	NA	NA	NA	NA	NA	NA	NA	NA	NA	NA	NA	NA	NA	NA	NA	NA	NA	NA	50	10
Zinc	µg/L	NA	NA	NA	NA	NA	NA	NA	NA	NA	NA	NA	NA	NA	NA	NA	NA	NA	NA	NA	NA	NA	NS	NS

Notes:
1. NR 140 ES = Wisconsin Administrative Code, Chapter NR 140 Enforcement Standard
2. NR 140 PAL = Wisconsin Administrative Code, Chapter NR 140 Preventive Action Limi
3. NS = no standard
4. µg/L = micrograms per liter (equivalent to parts per billion, ppb)
5. NA = Not Analyzed
6. Laborato "J" = Analyte detected between Limit of Detection and Limit of Quantitation.
7. Trip blanl 10/1/97: All VOCs reported below laboratory detection limits.
   10/31/97: All VOCs reported below laboratory detection limits.
   12/16/97: All VOCs reported below laboratory detection limits.
   1/9/98: All VOCs reported below laboratory detection limits.
   1/20/98: All VOCs reported below laboratory detection limits.
   9/24/13: All VOCs reported below laboratory detection limits.
   2/4/15: All VOCs reported below laboratory detection limits.
8. Equipme 10/1/97: All VOCs reported below laboratory detection limits.
   10/31/97: All VOCs reported below laboratory detection limits.
   12/16/97: All VOCs reported below laboratory detection limits.
   1/9/98: All VOCs reported below laboratory detection limits.
   1/20/98: All VOCs reported below laboratory detection limits.
   9/24/13: All VOCs reported below laboratory detection limits.
   2/4/15: All VOCs reported below laboratory detection limits.
9. Exceeda **BOLD** = Concentration exceeds NR 140 ES
   ITALICS = Concentration exceeds NR 140 PAL
10. Special * = monitoring well screen submerged below water table
   ** = not a statistically valid PAL exceedance per NR 140.14(3)(c)

Table 3
Groundwater Analytical Table
ACME Galvanizing - 2730 South 19th Street, Milwaukee, Wisconsin
Sigma Project No. 12884

Well Location:		MW-14		MW-15		MW-16		MW-1A					MW-2A					MW-4A					MW-5A					NR 140 ES	NR 140 PAL
Date:		12/1/17	2/20/18	12/1/17	2/21/18	12/1/17	2/20/18	7/17/12	2/4/15	8/9/17	12/1/17	2/20/18	7/17/12	2/4/15	8/9/17	12/1/17	2/21/18	7/17/12	2/4/15	8/9/17	12/1/17	2/21/18	7/17/12	2/4/15	8/9/17	12/1/17	2/20/18		
Water Elevation* (feet MSL):								630.18	630.05				630.26	630.20				628.79	628.60				628.84	628.80					
PVOCs & Detected VOCs																														
Benzene	µg/L	<0.17	<0.22	<0.17	<0.22	0.3 J	<0.22	<0.5	<0.44	<0.17	<0.17	<0.22	<0.5	<0.44	<0.17	<0.17	<0.22	<0.5	<0.44	<0.17	0.36 J	***2.28***	<50	<44	<17	<17	<22	5	0.5
Bromobenzene	µg/L	<0.43	<0.44	<0.43	<0.44	<0.43	<0.44	<0.74	<0.48	<0.43	<0.43	<0.44	<0.74	<0.48	<0.43	<0.43	<0.44	<0.74	<0.48	<0.43	<0.43	<0.44	<74	<48	<43	<43	<44	NS	NS
Bromodichloromethane	µg/L	<0.31	<0.33	<0.31	<0.33	<0.31	<0.33	<0.68	<0.46	<0.31	<0.31	<0.33	<0.68	<0.46	<0.31	<0.31	<0.33	<0.68	<0.46	<0.31	<0.31	<0.33	<68	<46	<31	<31	<33	0.6	0.06
Bromoform	µg/L	<0.49	<0.45	<0.49	<0.45	<0.49	<0.45	<0.43	<0.46	<0.49	<0.49	<0.45	<0.43	<0.46	<0.49	<0.49	<0.45	<0.43	<0.46	<0.49	<0.49	<0.45	<43	<46	<49	<49	<45	4.4	0.44
tert-Butylbenzene	µg/L	<0.39	<0.25	<0.39	<0.25	<0.39	<0.25	<0.71	<1.1	<0.39	<0.39	<0.25	<0.71	<1.1	<0.39	<0.39	<0.25	<0.71	<1.1	<0.39	<0.39	<0.25	<71	<110	<39	<39	<25	NS	NS
sec-Butylbenzene	µg/L	<0.24	<0.79	<0.24	<0.79	<0.24	<0.79	<1.0	<1.2	<0.24	<0.24	<0.79	<1.0	<1.2	<0.24	<0.24	<0.79	<1.0	<1.2	<0.24	<0.24	<0.79	<100	<120	<24	<24	<79	NS	NS
n-Butylbenzene	µg/L	<0.34	<0.71	<0.34	<0.71	<0.34	<0.71	<0.9	<1	<0.34	<0.34	<0.71	<0.9	<1.0	<0.34	<0.34	<0.71	<0.9	<1	<0.34	<0.34	<0.71	<90	<100	<34	<34	<71	NS	NS
Carbon Tetrachloride	µg/L	<0.21	<0.31	<0.21	<0.31	<0.21	<0.31	<0.47	<0.65	<0.21	<0.21	<0.31	<0.47	<0.65	<0.21	<0.21	<0.31	<0.47	<0.65	<0.21	<0.21	<0.31	<47	<65	<21	<21	<31	5	0.5
Chlorobenzene	µg/L	<0.27	<0.26	<0.27	<0.26	0.8 J	0.71 J	<0.51	<0.46	<0.27	<0.27	<0.26	<0.51	<0.46	<0.27	<0.27	<0.26	<0.51	<0.46	<0.27	<0.27	<0.26	<51	<46	<27	<27	<26	NS	NS
Chloroethane	µg/L	<0.5	<0.61	<0.5	<0.61	<0.5	<0.61	<1.4	<0.65	<0.5	<0.5	<0.61	<1.4	<0.65	<0.5	<0.5	<0.61	<1.4	5.3	1.21 J	4.4	9.7	<140	<65	<50	<50	<61	400	80
Chloroform	µg/L	<0.96	<0.26	<0.96	<0.26	<0.96	<0.26	<0.49	<0.43	<0.96	<0.96	<0.26	<0.49	<0.43	<0.96	<0.96	<0.26	<0.49	<0.43	<0.96	<0.96	<0.26	<49	<43	<96	<96	<26	6	0.6
Chloromethane	µg/L	<1.3	<0.54	<1.3	<0.54	<1.3	<0.54	<1.9	<1.9	<1.3	<1.3	<0.54	<1.9	<1.9	<1.3	<1.3	<0.54	<1.9	<1.9	<1.3	<1.3	<0.54	<190	<190	<130	<130	<54	30	3
2-Chlorotoluene	µg/L	<0.36	<0.31	<0.36	<0.31	<0.36	<0.31	<0.7	<0.4	<0.36	<0.36	<0.31	<0.7	<0.4	<0.36	<0.36	<0.31	<0.7	<0.4	<0.36	<0.36	<0.31	<70	<40	<36	<36	<31	NS	NS
4-Chlorotoluene	µg/L	<0.35	<0.26	<0.35	<0.26	<0.35	<0.26	<0.44	<0.63	<0.35	<0.35	<0.26	<0.44	<0.63	<0.35	<0.35	<0.26	<0.44	<0.63	<0.35	<0.35	<0.26	<44	<63	<35	<35	<26	NS	NS
1,2-Dibromo-3-Chloropropane	µg/L	<1.88	<2.96	<1.88	<2.96	<1.88	<2.96	<2.8	<1.4	<1.88	<1.88	<2.96	<2.8	<1.4	<1.88	<1.88	<2.96	<2.8	<1.4	<1.88	<1.88	<2.96	<280	<140	<188	<188	<296	0.2	0.02
Dibromochloromethane	µg/L	<0.45	<0.22	<0.45	<0.22	<0.45	<0.22	<0.55	<0.45	<0.45	<0.45	<0.22	<0.55	<0.45	<0.45	<0.45	<0.22	<0.55	<0.45	<0.45	<0.45	<0.22	<55	<45	<45	<45	<22	60	6
1,4-Dichlorobenzene	µg/L	<0.42	<0.7	<0.42	<0.7	<0.42	<0.7	<0.98	<0.49	<0.42	<0.42	<0.7	<0.98	<0.49	<0.42	<0.42	<0.7	<0.98	<0.49	<0.42	<0.42	<0.7	<98	<49	<42	<42	<70	75	15
1,3-Dichlorobenzene	µg/L	<0.45	<0.85	<0.45	<0.85	<0.45	<0.85	<0.87	<0.52	<0.45	<0.45	<0.85	<0.87	<0.52	<0.45	<0.45	<0.85	<0.87	<0.52	<0.45	<0.45	<0.85	<87	<52	<45	<45	<85	600	120
1,2-Dichlorobenzene	µg/L	<0.34	<0.86	<0.34	<0.86	<0.34	<0.86	<0.76	<0.46	<0.34	<0.34	<0.86	<0.76	<0.46	<0.34	<0.34	<0.86	<0.76	<0.46	<0.34	<0.34	<0.86	<76	<46	<34	<34	<86	600	60
Dichlorodifluoromethane	µg/L	<0.38	<0.32	<0.38	<0.32	<0.38	<0.32	<1.8	<0.87	<0.38	<0.38	<0.32	<1.8	<0.87	<0.38	<0.38	<0.32	<1.8	<0.87	<0.38	<0.38	<0.32	<180	<87	<38	<38	<32	1,000	200
1,2-Dichloroethane	µg/L	<0.45	<0.25	<0.45	<0.25	<0.45	<0.25	<0.5	<0.54	<0.45	<0.45	<0.25	<0.5	<0.54	<0.45	<0.45	<0.25	<0.5	<0.54	<0.45	<0.45	<0.25	<50	<54	<45	<45	<25	5	0.5
1,1-Dichloroethane	µg/L	0.47 J	<0.36	3.3	2.42	9.9	6.7	1.75 J	1.87	2.05	1.75	2.13	2.99 J	5.2	3.8	3.04	2.52	13.7	7.7	3.5	6.9	4.7	***360***	***207 J***	***350***	***155***	***234***	850	85
1,1-Dichloroethene	µg/L	<0.46	<0.42	<0.46	<0.42	***1.04 J***	<0.42	***2.65***	***3.0***	***3.3***	***3.4***	***4.1***	***2.25***	***3.8***	***1.58***	***1.33 J***	***1.07 J***	***2.25***	***0.86 J***	***0.76 J***	***1.45 J***	***1.29 J***	**320**	**149 J**	**154**	**182**	**127 J**	7	0.7
cis-1,2-Dichloroethene	µg/L	1.21 J	0.82 J	4.2	4.1	***30.8***	***12***	<0.74	<0.45	<0.41	<0.41	<0.37	<0.74	<0.45	<0.41	<0.41	<0.37	2.21 J	1.03 J	0.43 J	0.84 J	1.05 J	<74	<45	<41	<41	<37	70	7
trans-1,2-Dichloroethene	µg/L	0.46 J	<0.34	1.79	1.6	***24.1***	1.49	<0.79	<0.54	<0.35	<0.35	<0.34	<0.79	<0.54	<0.35	<0.35	<0.34	<0.79	<0.54	<0.35	<0.35	<0.34	<79	<54	<35	<35	<34	100	20
1,2-Dichloropropane	µg/L	<0.39	<0.44	<0.39	<0.44	<0.39	<0.44	<0.4	<0.43	<0.39	<0.39	<0.44	<0.4	<0.43	<0.39	<0.39	<0.44	<0.4	<0.43	<0.39	<0.39	<0.44	<40	<43	<39	<39	<44	5	0.5
2,2-Dichloropropane	µg/L	NA	NA	NA	NA	NA	NA	<1.9	<3.1	NA	NA	NA	<1.9	<3.1	NA	NA	NA	<1.9	<3.1	NA	NA	NA	<190	<310	NA	NA	NA	NS	NS
1,3-Dichloropropane	µg/L	<0.49	<0.3	<0.49	<0.3	<0.49	<0.3	<0.74	<0.42	0.49	<0.49	<0.3	<0.74	<0.42	<0.49	<0.49	<0.3	<0.74	<0.42	<0.49	<0.49	<0.3	<71	<42	<49	<49	<30	NS	NS
trans-1,3-Dichloropropene	µg/L	<0.42	<0.32	<0.42	<0.32	<0.42	<0.32	NA	NA	<0.42	<0.42	<0.32	NA	NA	<0.42	<0.42	<0.32	NA	NA	<0.42	<0.42	<0.32	NA	NA	<42	<42	<32	NS	NS
cis-1,3-Dichloropropene	µg/L	<0.21	<0.26	<0.21	<0.26	<0.21	<0.26	NA	NA	<0.21	<0.21	<0.26	NA	NA	<0.21	<0.21	<0.26	NA	NA	<0.21	<0.21	<0.26	NA	NA	<21	<21	<26	NS	NS
Di-isopropyl ether	µg/L	<0.26	<0.21	<0.26	<0.21	<0.26	<0.21	<0.69	<0.44	<0.26	<0.26	<0.21	<0.69	<0.44	<0.26	<0.26	<0.21	<0.69	<0.44	<0.26	<0.26	<0.21	<69	<44	<26	<26	<21	NS	NS
EDB (1,2-Dibromoethane)	µg/L	<0.34	<0.34	<0.34	<0.34	<0.34	<0.34	<0.63	<0.63	<0.34	<0.34	<0.34	<0.63	<0.63	<0.34	<0.34	<0.34	<0.63	<0.63	<0.34	<0.34	<0.34	<63	<63	<34	<34	<34	0.05	0.005
Ethylbenzene	µg/L	<0.2	<0.26	<0.2	<0.26	<0.2	<0.26	<0.78	<0.71	<0.2	<0.2	<0.26	<0.78	<0.71	<0.2	<0.2	<0.26	<0.78	<0.71	<0.2	<0.2	<0.26	<78	<71	<20	<20	<26	700	140
Hexachlorobutadiene	µg/L	<1.47	<1.34	<1.47	<1.34	<1.47	<1.34	<2.2	<2.2	<1.47	<1.47	<1.34	<2.2	<2.2	<1.47	<1.47	<1.34	<2.2	<2.2	<1.47	<1.47	<1.34	<220	<220	<147	<147	<134	NS	NS
Isopropylbenzene	µg/L	<0.29	<0.78	<0.29	<0.78	<0.29	<0.78	<0.92	<0.82	<0.29	<0.29	<0.78	<0.92	<0.82	<0.29	<0.29	<0.78	<0.92	<0.82	<0.29	<0.29	<0.78	<92	<82	<29	<29	<78	NS	NS
p-Isopropyltoluene	µg/L	<0.28	<0.24	<0.28	<0.24	<0.28	<0.24	<0.92	<1.1	<0.28	<0.28	<0.24	<0.92	<1.1	<0.28	<0.28	<0.24	<0.92	<1.1	<0.28	<0.28	<0.24	<92	<110	<28	<28	<24	NS	NS
Methylene Chloride	µg/L	<0.94	<1.32	<0.94	<1.32	<0.94	<1.32	<1.1	<1.3	<0.94	<0.94	<1.32	<1.1	<1.3	<0.94	<0.94	<1.32	<1.1	<1.3	<0.94	<0.94	<1.32	<110	<130	<94	<94	<132	5	0.5
Methyl-tert-butyl-ether	µg/L	<0.82	<0.28	<0.82	<0.28	<0.82	<0.28	<0.8	<1.1	<0.82	<0.82	<0.28	<0.8	<1.1	<0.82	<0.82	<0.28	<0.8	<1.1	<0.82	<0.82	<0.28	<80	<110	<82	<82	<28	60	12
Naphthalene	µg/L	<2.17	<2.1	<2.17	<2.1	<2.17	<2.1	<2.1	<1.6	<2.17	<2.17	<2.1	<2.1	<1.6	<2.17	<2.17	<2.1	<2.1	<1.6	<2.17	<2.17	<2.1	<210	<160	<217	<217	<210	100	10
n-Propylbenzene	µg/L	<0.19	<0.61	<0.19	<0.61	<0.19	<0.61	<0.59	<0.77	<0.19	<0.19	<0.61	<0.59	<0.77	<0.19	<0.19	<0.61	<0.59	<0.77	<0.19	<0.19	<0.61	<59	<77	<19	<19	<61	NS	NS
1,1,2,2-Tetrachloroethane	µg/L	<0.69	<0.3	<0.69	<0.3	<0.69	<0.3	<0.53	<0.52	<0.69	<0.69	<0.3	<0.53	<0.52	<0.69	<0.69	<0.3	<0.53	<0.52	<0.69	<0.69	<0.3	<53	<52	<69	<69	<30	0.2	0.02
1,1,1,2-Tetrachloroethane	µg/L	<0.47	<0.35	<0.47	<0.35	<0.47	<0.35	<1.0	<0.48	<0.47	<0.47	<0.35	<1.0	<0.48	<0.47	<0.47	<0.35	<1.0	<0.48	<0.47	<0.47	<0.35	<100	<48	<47	<47	<35	70	7
Tetrachloroethene (PCE)	µg/L	<0.48	<0.38	<0.48	<0.38	<0.48	<0.38	<0.44	<0.74	<0.48	<0.48	<0.38	<0.44	<0.74	<0.48	<0.48	<0.38	***3.16***	***2.74***	***1.89***	***1.98***	***2.28***	<44	<74	<48	<48	<38	5	0.5
Toluene	µg/L	<0.67	<0.19	<0.67	<0.19	<0.67	<0.19	<0.53	<0.44	<0.67	<0.67	<0.19	<0.53	<0.44	<0.67	<0.67	<0.19	<0.53	<0.44	<0.67	<0.67	0.29 J	<53	<44	<67	<67	<19	800	160
1,2,4-Trichlorobenzene	µg/L	<1.29	<1.15	<1.29	<1.15	<1.29	<1.15	<1.5	<1.7	<1.29	<1.29	<1.15	<1.5	<1.7	<1.29	<1.29	<1.15	<1.5	<1.7	<1.29	<1.29	<1.15	<150	<170	<129	<129	<115	70	14
1,2,3-Trichlorobenzene	µg/L	<0.83	<1.71	<0.83	<1.71	<0.83	<1.71	<1.3	<2.7	<0.83	<0.83	<1.71	<1.3	<2.7	<0.83	<0.83	<1.71	<1.3	<2.7	<0.83	<0.83	<1.71	<130	<270	<83	<83	<171	NS	NS
1,1,1-Trichloroethane	µg/L	0.55 J	0.35 J	4.2	3.3	5.0	5.0	7.4	13.1	18.4	16.9	30	9.9	18.9	11.8	7.8	8.3	36	20	22.4	11.5	5.2	**7600**	**12300**	**10600**	**8400**	**9400**	200	40
1,1,2-Trichloroethane	µg/L	<0.65	<0.42	<0.65	<0.42	<0.65	<0.42	<0.47	<0.48	<0.65	<0.65	<0.42	<0.47	<0.48	<0.65	<0.65	<0.42	<0.47	<0.48	<0.65	<0.65	<0.42	<47	<48	<65	<65	<42	5	0.5
Trichloroethene (TCE)	µg/L	**25.6**	**25.6**	**103**	**94**	**82**	**34**	***1.4 J***	***2.61***	***2.98***	***2.86***	***4.1***	<0.47	***0.56 J***	***0.94 J***	<0.45	***0.62 J***	**14.2**	**8.0**	**10.2**	**7.1**	**5.4**	<47	<47	<45	<45	<30	5	0.5
Trichlorofluoromethane	µg/L	<0.64	<0.35	<0.64	<0.35	<0.64	<0.35	<1.7	<0.87	<0.64	<0.64	<0.35	<1.7	<0.87	<0.64	<0.64	<0.35	<1.7	<0.87	<0.64	<0.64	<0.35	<170	<87	<64	<64	<35	3,490	698
1,2,4-Trimethylbenzene	µg/L	<1.14	<0.8	<1.14	<0.8	<1.14	<0.8	<0.8	<1.6	<1.14	<1.14	<0.8	<0.8	<1.6	<1.14	<1.14	<0.8	<0.8	<1.6	<1.14	<1.14	<0.8	<80	<160	<114	<114	<80	NS	NS
1,3,5-Trimethylbenzene	µg/L	<0.91	<0.63	<0.91	<0.63	<0.91	<0.63	<0.74	<1.5	<0.91	<0.91	<0.63	<0.74	<1.5	<0.91	<0.91	<0.63	<0.74	<1.5	<0.91	<0.91	<0.63	<74	<150	<91	<91	<63	NS	NS
Total Trimethylbenzene	µg/L	<2.05	<1.43	<2.05	<1.43	<2.05	<1.43	<1.54	<3.1	<2.05	<2.05	<1.43	<1.54	<3.1	<2.05	<2.05	<1.43	<1.54	<3.1	<2.05	<2.05	<1.43	<154	<310	<205	<205	<143	480	96
Vinyl Chloride	µg/L	<0.19	<0.2	<0.19	<0.2	**13**	**1.24**	<0.18	<0.17	<0.19	<0.19	<0.2	<0.18	<0.17	<0.19	<0.19	<0.2	<0.18	**2.96**	**0.67**	**4.0**	**7.3**	<18	<17	<19	<19	<0.2	0.2	0.02
Xylenes, Total	µg/L	<1.95	<0.72	<1.95	<0.72	<1.95	<0.72	<1.1	<3.1	<1.95	<1.95	<0.72	<1.1	<3.1	<1.95	<1.95	<0.72	<1.1	<3.1	<1.95	<1.95	<0.72	<110	<310	<195	<195	<0.72	2,000	400
PAHs																											NA		
Acenaphthene	µg/L	NA	NA	NA	NA	NA	NA	<0.025	NA	NA	NA	NA	<0.025	NA	NA	NA	NA	1.72	NA	NA	NA	NA	3.2	NA	NA	NA	NA	NS	NS
Acenaphthylene	µg/L	NA	NA	NA	NA	NA	NA	<0.019	NA	NA	NA	NA	<0.019	NA	NA	NA	NA	0.42 J	NA	NA	NA	NA	0.52	NA	NA	NA	NA	NS	NS
Anthracene	µg/L	NA	NA	NA	NA	NA	NA	<0.018	NA	NA	NA	NA	<0.018	NA	NA	NA	NA	5.9	NA	NA	NA	NA	1.23	NA	NA	NA	NA	3,000	600
Benzo(a)anthracene	µg/L	NA	NA	NA	NA	NA	NA	<0.024	NA	NA	NA	NA	<0.024	NA	NA	NA	NA	4.6	NA	NA	NA	NA	0.74	NA	NA	NA	NA	NS	NS
Benzo(a)pyrene	µg/L	NA	NA	NA	NA	NA	NA	<0.018	NA	NA	NA	NA	<0.018	NA	NA	NA	NA	**2.44**	NA	NA	NA	NA	**0.38**	NA	NA	NA	NA	0.2	0.02
Benzo(b)fluoranthene	µg/L	NA	NA	NA	NA	NA	NA	<0.02	NA	NA	NA	NA	<0.02	NA	NA	NA	NA	**1.07**	NA	NA	NA	NA	**0.291 J**	NA	NA	NA	NA	0.2	0.02
Benzo(ghi)perylene	µg/L	NA	NA	NA	NA	NA	NA	<0.019	NA	NA	NA	NA	<0.019	NA	NA	NA	NA	1.85	NA	NA	NA	NA	0.224	NA	NA	NA	NA	NS	NS
Benzo(k)fluoranthene	µg/L	NA	NA	NA	NA	NA	NA	<0.022	NA	NA	NA	NA	<0.022	NA	NA	NA	NA	<0.22	NA	NA	NA	NA	<0.11	NA	NA	NA	NA	NS	NS
Chrysene	µg/L	NA	NA	NA	NA	NA	NA	<0.019	NA	NA	NA	NA	<0.019	NA	NA	NA	NA	**6.6**	NA	NA	NA	NA	**1.03**	NA	NA	NA	NA	0.2	0.02
Dibenzo(a,h)anthracene	µg/L	NA	NA	NA	NA	NA	NA	<0.019	NA	NA	NA	NA	<0.019	NA	NA	NA	NA	0.316 J	NA	NA	NA	NA	<0.095	NA	NA	NA	NA	NS	NS
Fluoranthene	µg/L	NA	NA	NA	NA	NA	NA	<0.022	NA	NA	NA	NA	<0.022	NA	NA	NA	NA	4.4	NA	NA	NA	NA	0.68	NA	NA	NA	NA	400	80
Fluorene	µg/L	NA	NA	NA	NA	NA	NA	<0.02	NA	NA	NA	NA	<0.02	NA	NA	NA	NA	1.61	NA	NA	NA	NA	2.82	NA	NA	NA	NA	400	80
Indeno(1,2,3-cd)pyrene	µg/L	NA	NA	NA	NA	NA	NA	<0.018	NA	NA	NA	NA	<0.018	NA	NA	NA	NA	0.53 J	NA	NA	NA	NA	0.098 J	NA	NA	NA	NA	NS	NS
1-Methylnaphthalene	µg/L	NA	NA	NA	NA	NA	NA	<0.022	NA	NA	NA	NA	<0.022	NA	NA	NA	NA	2.94	NA	NA	NA	NA	28.6	NA	NA	NA	NA	NS	NS
2-Methylnaphthalene	µg/L	NA	NA	NA	NA	NA	NA	<0.024	NA	NA	NA	NA	<0.024	NA	NA	NA	NA	<0.24	NA	NA	NA	NA	5.8	NA	NA	NA	NA	NS	NS
Naphthalene	µg/L	NA	NA	NA	NA	NA	NA	<0.021	NA	NA	NA	NA	<0.021	NA	NA	NA	NA	<0.21	NA	NA	NA	NA	***10.5***	NA	NA	NA	NA	100	10
Phenanthrene	µg/L	NA	NA	NA	NA	NA	NA	<0.019	NA	NA	NA	NA	<0.019	NA	NA	NA	NA	12.7	NA	NA	NA	NA	5.3	NA	NA	NA	NA	NS	NS
Pyrene	µg/L	NA	NA	NA	NA	NA	NA	<0.02	NA	NA	NA	NA	<0.02	NA	NA	NA	NA	24.6	NA	NA	NA	NA	2.78	NA	NA	NA	NA	250	50
Dissolved Metals																													
Arsenic	µg/L	NA	NA	NA	NA	NA	NA	NA	NA	NA	NA	NA	NA	NA	NA	NA	NA	NA	NA	NA	NA	NA	NA	NA	NA	NA	NA	10	1
Barium	µg/L	NA	NA	NA	NA	NA	NA	NA	NA	NA	NA	NA	NA	NA	NA	NA	NA	NA	NA	NA	NA	NA	NA	NA	NA	NA	NA	2,000	400
Cadmium	µg/L	NA	NA	NA	NA	NA	NA	NA	NA	NA	NA	NA	NA	NA	NA	NA	NA	NA	NA	NA	NA	NA	NA	NA	NA	NA	NA	5	0.5
Chromium	µg/L	NA	NA	NA	NA	NA	NA	NA	NA	NA	NA	NA	NA	NA	NA	NA	NA	NA	NA	NA	NA	NA	NA	NA	NA	NA	NA	100	10
Lead	µg/L	NA	NA	NA	NA	NA	NA	NA	NA	NA	NA	NA	NA	NA	NA	NA	NA	NA	NA	NA	NA	NA	NA	NA	NA	NA	NA	15	1.5
Mercury	µg/L	NA	NA	NA	NA	NA	NA	NA	NA	NA	NA	NA	NA	NA	NA	NA	NA	NA	NA	NA	NA	NA	NA	NA	NA	NA	NA	2	0.2
Selenium	µg/L	NA	NA	NA	NA	NA	NA	NA	NA	NA	NA	NA	NA	NA	NA	NA	NA	NA	NA	NA	NA	NA	NA	NA	NA	NA	NA	50	10
Silver	µg/L	NA	NA	NA	NA	NA	NA	NA	NA	NA	NA	NA	NA	NA	NA	NA	NA	NA	NA	NA	NA	NA	NA	NA	NA	NA	NA	50	10
Zinc	µg/L	NA	NA	NA	NA	NA	NA	NA	NA	NA	NA	NA	NA	NA	NA	NA	NA	NA	NA	NA	NA	NA	NA	NA	NA	NA	NA	NS	NS

Notes:
1. NR 140 ES = Wisconsin Administrative Code, Chapter NR 140 Enforcement Standard
2. NR 140 PAL = Wisconsin Administrative Code, Chapter NR 140 Preventive Action Limi
3. NS = no standard
4. µg/L = micrograms per liter (equivalent to parts per billion, ppb)
5. NA = Not Analyzed
6. Laboratoı "J" = Analyte detected between Limit of Detection and Limit of Quantitation.
7. Trip blanl 10/1/97: All VOCs reported below laboratory detection limits.
   10/31/97: All VOCs reported below laboratory detection limits.
   12/16/97: All VOCs reported below laboratory detection limits.
   1/9/98: All VOCs reported below laboratory detection limits.
   1/20/98: All VOCs reported below laboratory detection limits.
   9/24/13: All VOCs reported below laboratory detection limits.
   2/4/15: All VOCs reported below laboratory detection limits.
8. Equipmei 10/1/97: All VOCs reported below laboratory detection limits.
   10/31/97: All VOCs reported below laboratory detection limits.
   12/16/97: All VOCs reported below laboratory detection limits.
   1/9/98: All VOCs reported below laboratory detection limits.
   1/20/98: All VOCs reported below laboratory detection limits.
   9/24/13: All VOCs reported below laboratory detection limits.
   2/4/15: All VOCs reported below laboratory detection limits.
9. Exceedai **BOLD** = Concentration exceeds NR 140 ES
   ITALICS = Concentration exceeds NR 140 PAL
10. Special * = monitoring well screen submerged below water table
   ** = not a statistically valid PAL exceedance per NR 140.14(3)(c)

Table 3
Groundwater Analytical Table
ACME Galvanizing - 2730 South 19th Street, Milwaukee, Wisconsin
Sigma Project No. 12884

Well Location:		TW-1		TW-2		TW-3		PZ-1	PZ-2	PZ-3	PZ-4		NR 140 ES	NR 140 PAL
Date:		1/5/18	2/20/18	1/5/18	2/20/18	1/5/18	2/20/18	2/20/18	2/20/18	2/20/18	2/20/18	3/26/18		
Water Elevation* (feet MSL):														
PVOCs & Detected VOCs														
Benzene	µg/L	<0.17	<0.22	0.21 J	<0.22	<0.17	<0.22	<0.22	<0.22	<0.22	<0.22	<0.22	5	0.5
Bromobenzene	µg/L	<0.43	<0.44	<0.43	<0.44	<0.43	<0.44	<0.44	<0.44	<0.44	<0.44	<0.44	NS	NS
Bromodichloromethane	µg/L	<0.31	<0.33	<0.31	<0.33	<0.31	<0.33	<0.33	<0.33	<0.33	<0.33	<0.33	0.6	0.06
Bromoform	µg/L	<0.49	<0.45	<0.49	<0.45	<0.49	<0.45	<0.45	<0.45	<0.45	<0.45	<0.45	4.4	0.44
tert-Butylbenzene	µg/L	<0.39	<0.25	<0.39	<0.25	<0.39	<0.25	<0.25	<0.25	<0.25	<0.25	<0.25	NS	NS
sec-Butylbenzene	µg/L	<0.24	<0.79	<0.24	<0.79	<0.24	<0.79	<0.79	<0.79	<0.79	<0.79	<0.79	NS	NS
n-Butylbenzene	µg/L	<0.34	<0.71	<0.34	<0.71	<0.34	<0.71	<0.71	<0.71	<0.71	<0.71	<0.71	NS	NS
Carbon Tetrachloride	µg/L	<0.21	<0.31	<0.21	<0.31	<0.21	<0.31	<0.31	<0.31	<0.31	<0.31	<0.31	5	0.5
Chlorobenzene	µg/L	<0.27	<0.26	<0.27	<0.26	<0.27	<0.26	<0.26	<0.26	<0.26	<0.26	<0.26	NS	NS
Chloroethane	µg/L	<0.5	<0.61	<0.5	<0.61	<0.5	<0.61	<0.61	<0.61	<0.61	<0.61	<0.61	400	80
Chloroform	µg/L	<0.96	<0.26	<0.96	<0.26	<0.96	<0.26	0.58 J	<0.26	<0.26	<0.26	<0.26	6	0.6
Chloromethane	µg/L	<1.3	<0.54	<1.3	<0.54	<1.3	<0.54	<0.54	<0.54	<0.54	<0.54	<0.54	30	3
2-Chlorotoluene	µg/L	<0.36	<0.31	<0.36	<0.31	<0.36	<0.31	<0.31	<0.31	<0.31	<0.31	<0.31	NS	NS
4-Chlorotoluene	µg/L	<0.35	<0.26	<0.35	<0.26	<0.35	<0.26	<0.26	<0.26	<0.26	<0.26	<0.26	NS	NS
1,2-Dibromo-3-Chloropropane	µg/L	<1.88	<2.96	<1.88	<2.96	<1.88	<2.96	<2.96	<2.96	<2.96	<2.96	<2.96	0.2	0.02
Dibromochloromethane	µg/L	<0.45	<0.22	<0.45	<0.22	<0.45	<0.22	<0.22	<0.22	<0.22	<0.22	<0.22	60	6
1,4-Dichlorobenzene	µg/L	<0.42	<0.7	<0.42	<0.7	<0.42	<0.7	<0.7	<0.7	<0.7	<0.7	<0.7	75	15
1,3-Dichlorobenzene	µg/L	<0.45	<0.85	<0.45	<0.85	<0.45	<0.85	<0.85	<0.85	<0.85	<0.85	<0.85	600	120
1,2-Dichlorobenzene	µg/L	<0.34	<0.86	<0.34	<0.86	<0.34	<0.86	<0.86	<0.86	<0.86	<0.86	<0.86	600	60
Dichlorodifluoromethane	µg/L	<0.38	<0.32	<0.38	<0.32	<0.38	<0.32	<0.32	<0.32	<0.32	<0.32	<0.32	1,000	200
1,2-Dichloroethane	µg/L	<0.45	<0.25	<0.45	<0.25	<0.45	<0.25	<0.25	<0.25	<0.25	<0.25	<0.25	5	0.5
1,1-Dichloroethane	µg/L	8.1	<0.36	0.67 J	<0.36	9.1	11.1	1.03 J	<0.36	<0.36	0.52 J	<0.36	850	85
1,1-Dichloroethene	µg/L	0.63 J	<0.42	***1.15 J***	<0.42	**7.1**	<0.42	<0.42	<0.42	<0.42	<0.42	<0.42	7	0.7
cis-1,2-Dichloroethene	µg/L	**151**	6.8	***10.4***	<0.37	***10.9***	***8.0***	<0.37	<0.37	0.82 J	2.45	<0.37	70	7
trans-1,2-Dichloroethene	µg/L	**124**	2.05	2.95	<0.34	2.67	1.63	<0.34	<0.34	<0.34	0.43 J	<0.34	100	20
1,2-Dichloropropane	µg/L	<0.39	<0.44	<0.39	<0.44	<0.39	<0.44	<0.44	<0.44	<0.44	<0.44	<0.44	5	0.5
2,2-Dichloropropane	µg/L	NA	NA	NA	NA	NA	NA	NA	NA	NA	NA	NA	NS	NS
1,3-Dichloropropane	µg/L	<0.49	<0.3	<0.49	<0.3	<0.49	<0.3	<0.3	<0.3	<0.3	<0.3	<0.3	NS	NS
trans-1,3-Dichloropropene	µg/L	<0.42	<0.32	<0.42	<0.32	<0.42	<0.32	<0.32	<0.32	<0.32	<0.32	<0.32	NS	NS
cis-1,3-Dichloropropene	µg/L	<0.21	<0.26	<0.21	<0.26	<0.21	<0.26	<0.26	<0.26	<0.26	<0.26	<0.26	NS	NS
Di-isopropyl ether	µg/L	<0.26	<0.21	<0.26	<0.21	<0.26	<0.21	<0.21	<0.21	<0.21	<0.21	<0.21	NS	NS
EDB (1,2-Dibromoethane)	µg/L	<0.34	<0.34	<0.34	<0.34	<0.34	<0.34	<0.34	<0.34	<0.34	<0.34	<0.34	0.05	0.005
Ethylbenzene	µg/L	<0.2	<0.26	<0.2	<0.26	<0.2	<0.26	<0.26	<0.26	<0.26	<0.26	<0.26	700	140
Hexachlorobutadiene	µg/L	<1.47	<1.34	<1.47	<1.34	<1.47	<1.34	<1.34	<1.34	<1.34	<1.34	<1.34	NS	NS
Isopropylbenzene	µg/L	<0.29	<0.78	<0.29	<0.78	<0.29	<0.78	<0.78	<0.78	<0.78	<0.78	<0.78	NS	NS
p-Isopropyltoluene	µg/L	<0.28	<0.24	<0.28	<0.24	<0.28	<0.24	<0.24	<0.24	<0.24	<0.24	<0.24	NS	NS
Methylene Chloride	µg/L	<0.94	<1.32	<0.94	<1.32	<0.94	<1.32	<1.32	<1.32	<1.32	<1.32	<1.32	5	0.5
Methyl-tert-butyl-ether	µg/L	<0.82	<0.28	<0.82	<0.28	<0.82	<0.28	<0.28	<0.28	<0.28	<0.28	<0.28	60	12
Naphthalene	µg/L	<2.17	<2.1	<2.17	<2.1	<2.17	<2.1	<2.1	<2.1	<2.1	<2.1	<2.1	100	10
n-Propylbenzene	µg/L	<0.19	<0.61	<0.19	<0.61	<0.19	<0.61	<0.61	<0.61	<0.61	<0.61	<0.61	NS	NS
1,1,2,2-Tetrachloroethane	µg/L	<0.69	<0.3	<0.69	<0.3	<0.69	<0.3	<0.3	<0.3	<0.3	<0.3	<0.3	0.2	0.02
1,1,1,2-Tetrachloroethane	µg/L	<0.47	<0.35	<0.47	<0.35	<0.47	<0.35	<0.35	<0.35	<0.35	<0.35	<0.35	70	7
Tetrachloroethene (PCE)	µg/L	<0.48	<0.38	<0.48	<0.38	<0.48	<0.38	<0.38	<0.38	<0.38	<0.38	<0.38	5	0.5
Toluene	µg/L	<0.67	<0.19	<0.67	<0.19	<0.67	<0.19	0.37 J	<0.19	0.23 J	<0.19	<0.19	800	160
1,2,4-Trichlorobenzene	µg/L	<1.29	<1.15	<1.29	<1.15	<1.29	<1.15	<1.15	<1.15	<1.15	<1.15	<1.15	70	14
1,2,3-Trichlorobenzene	µg/L	<0.83	<1.71	<0.83	<1.71	<0.83	<1.71	<1.71	<1.71	<1.71	<1.71	<1.71	NS	NS
1,1,1-Trichloroethane	µg/L	1.11	<0.33	2.83	<0.33	25.5	29.6	0.57 J	<0.33	<0.33	<0.33	<0.33	200	40
1,1,2-Trichloroethane	µg/L	<0.65	<0.42	<0.65	<0.42	<0.65	<0.42	<0.42	<0.42	<0.42	<0.42	<0.42	5	0.5
Trichloroethene (TCE)	µg/L	***2.82***	***1.67***	**150**	**20**	**109**	**92**	<0.3	<0.3	<0.3	**26.9**	***3.6***	5	0.5
Trichlorofluoromethane	µg/L	<0.64	<0.35	<0.64	<0.35	<0.64	<0.35	<0.35	<0.35	<0.35	<0.35	<0.35	3,490	698
1,2,4-Trimethylbenzene	µg/L	<1.14	<0.8	<1.14	<0.8	<1.14	<0.8	<0.8	<0.8	<0.8	<0.8	<0.8	NS	NS
1,3,5-Trimethylbenzene	µg/L	<0.91	<0.63	<0.91	<0.63	<0.91	<0.63	<0.63	<0.63	<0.63	<0.63	<0.63	NS	NS
Total Trimethylbenzene	µg/L	<2.05	<1.43	<2.05	<1.43	<2.05	<1.43	<1.43	<1.43	<1.43	<1.43	<1.43	480	96
Vinyl Chloride	µg/L	**18.1**	<0.2	<0.19	<0.2	**0.56 J**	<0.2	<0.2	<0.2	**0.22 J**	<0.2	<0.2	0.2	0.02
Xylenes, Total	µg/L	<1.95	<0.72	<1.95	<0.72	<1.95	<0.72	<0.72	<0.72	<0.72	<0.72	<0.72	2,000	400
PAHs														
Acenaphthene	µg/L	NA	NA	NA	NA	NA	NA	NA	NA	NA	NA		NS	NS
Acenaphthylene	µg/L	NA	NA	NA	NA	NA	NA	NA	NA	NA	NA		NS	NS
Anthracene	µg/L	NA	NA	NA	NA	NA	NA	NA	NA	NA	NA		3,000	600
Benzo(a)anthracene	µg/L	NA	NA	NA	NA	NA	NA	NA	NA	NA	NA		NS	NS
Benzo(a)pyrene	µg/L	NA	NA	NA	NA	NA	NA	NA	NA	NA	NA		0.2	0.02
Benzo(b)fluoranthene	µg/L	NA	NA	NA	NA	NA	NA	NA	NA	NA	NA		0.2	0.02
Benzo(ghi)perylene	µg/L	NA	NA	NA	NA	NA	NA	NA	NA	NA	NA		NS	NS
Benzo(k)fluoranthene	µg/L	NA	NA	NA	NA	NA	NA	NA	NA	NA	NA		NS	NS
Chrysene	µg/L	NA	NA	NA	NA	NA	NA	NA	NA	NA	NA		0.2	0.02
Dibenzo(a,h)anthracene	µg/L	NA	NA	NA	NA	NA	NA	NA	NA	NA	NA		NS	NS
Fluoranthene	µg/L	NA	NA	NA	NA	NA	NA	NA	NA	NA	NA		400	80
Fluorene	µg/L	NA	NA	NA	NA	NA	NA	NA	NA	NA	NA		400	80
Indeno(1,2,3-cd)pyrene	µg/L	NA	NA	NA	NA	NA	NA	NA	NA	NA	NA		NS	NS
1-Methylnaphthalene	µg/L	NA	NA	NA	NA	NA	NA	NA	NA	NA	NA		NS	NS
2-Methylnaphthalene	µg/L	NA	NA	NA	NA	NA	NA	NA	NA	NA	NA		NS	NS
Naphthalene	µg/L	NA	NA	NA	NA	NA	NA	NA	NA	NA	NA		100	10
Phenanthrene	µg/L	NA	NA	NA	NA	NA	NA	NA	NA	NA	NA		NS	NS
Pyrene	µg/L	NA	NA	NA	NA	NA	NA	NA	NA	NA	NA		250	50
Dissolved Metals														
Arsenic	µg/L	NA	NA	NA	NA	NA	NA	NA	NA	NA	NA		10	1
Barium	µg/L	NA	NA	NA	NA	NA	NA	NA	NA	NA	NA		2,000	400
Cadmium	µg/L	NA	NA	NA	NA	NA	NA	NA	NA	NA	NA		5	0.5
Chromium	µg/L	NA	NA	NA	NA	NA	NA	NA	NA	NA	NA		100	10
Lead	µg/L	NA	NA	NA	NA	NA	NA	NA	NA	NA	NA		15	1.5
Mercury	µg/L	NA	NA	NA	NA	NA	NA	NA	NA	NA	NA		2	0.2
Selenium	µg/L	NA	NA	NA	NA	NA	NA	NA	NA	NA	NA		50	10
Silver	µg/L	NA	NA	NA	NA	NA	NA	NA	NA	NA	NA		50	10
Zinc	µg/L	NA	NA	NA	NA	NA	NA	NA	NA	NA	NA		NS	NS

Notes:
1. NR 140 ES = Wisconsin Administrative Code, Chapter NR 140 Enforcement Standard
2. NR 140 PAL = Wisconsin Administrative Code, Chapter NR 140 Preventive Action Limit
3. NS = no standard
4. µg/L = micrograms per liter (equivalent to parts per billion, ppb)
5. NA = Not Analyzed
6. Laboratory flags: "J" = Analyte detected between Limit of Detection and Limit of Quantitation.
7. Exceedances: **BOLD** = Concentration exceeds NR 140 ES
   ITALICS = Concentration exceeds NR 140 PAL
8. Special notes: * = monitoring well screen submerged below water table
   ** = not a statistically valid PAL exceedance per NR 140.14(3)(c)

Table 4.
Groundwater *In Situ* Measurements and Geochemical Data
ACME Galvanizing - 2730 S. 19th St., Milwaukee, WI
Sigma Project No. 12884

Well Identification	Date	In Situ Measurements						Geochemical Data						Microbial Data			
											Total Organic		Total	Dechlorinating Bacteria	Functional Genes		
		pH	Temperature (° C)	Ferrous Iron (mg/l)	Dissolved Oxygen (mg/l)	Redox Potential (mV)	Conductivity (mS/cm)	Ethene (µg/l)	Ethane (µg/l)	Methane (µg/l)	Carbon (mg/l)	Chloride (mg/l)	Alkalinity (mg/l)	Dehalococcoides (cells/mL)	tceA Reductase (cells/mL)	bvcA Reductase (cells/mL)	Vinyl Chloride Reductase (cells/mL)
MW-6	12/01/17	7.9	13.3	4.0	0.4	175	NA										
	02/20/18	7.38	13.1	3.2	0.9	332.1	NA										
MW-7	12/01/17	7 .6	15.4	5.0	0.2	100	NA										
	02/21/18	7.16	12.9	4.6	0.4	265.6	NA										
	03/26/18	6.00	15.9	8.5	0.80	245.0	1.80	0.73	0.091 J	52.0	NA	NA	NA				
MW-8	12/01/17	7.7	14.8	0.0	0.6	170	NA										
	02/20/18	7.21	15.0	0.0	1.6	317.7	NA										
MW-9	12/01/17	7.6	12.6	0.0	4.4	186	NA										
	02/21/18	7.86	11.8	0.0	0.3	-124.6	NA										
MW-10	12/01/17	7.6	18.4	0.0	0.3	200	NA										
	02/20/18	7.18	15.1	0.0	2.1	317.2	NA										
MW-11	12/01/17	8.0	15.5	4.4	0.4	75	NA										
	02/20/18	7.42	15.5	0.0	0.30	264.8	NA										
MW-12	12/01/17	7.8	13.0	4.2	0.2	168	NA										
	02/20/18	7.34	13.1	0.0	0.30	306.2	NA										
	03/26/18	7.66	12.5	4.0	0.90	97.8	1.02	0.26	0.21	9.3	NA	NA	NA				
MW-13	12/01/17	7.8	13.5	2.6	0.5	160	NA										
	02/20/18	7.32	12.9	0.0	0.5	305.5	NA										
MW-14	12/01/17	7.4	15.7	0.0	0.9	190	NA										
	02/20/18	7.10	16.0	0.0	0.4	363.8	NA										
MW-15	12/01/17	7.4	15.2	0.0	0.8	210	NA										
	02/21/18	7.46	16.3	0.0	0.9	233.9	NA										
	03/26/18	7.3	15.3	0.0	1.8	202.0	1.00	0.0098 J	0.045 J	0.53	NA	NA	NA				
MW-16	12/01/17	7.7	15.6	0.0	0.3	20	NA										
	02/20/18	7.20	15.8	0.0	0.4	333.7	NA										
MW-1A	12/01/17	7.8	17.0	0.0	0.9	27	NA										
	02/20/18	7.67	9.2	0.0	2.1	292	NA										
	03/26/18	7.29	8.9	0.0	1.9	217.2	3.07	0.032 J	0.015 J	0.32 J	NA	NA	NA				
MW-2A	12/01/17	7.5	17.7	0.0	0.1	44	NA										
	02/21/18	7.54	9.8	0.0	0.4	256	NA										
MW-3A	12/01/17	NA	NA	NA	NA	NA	NA										
	02/20/18	NA	NA	NA	NA	NA	NA										
MW-4A	12/01/17	8.0	17.0	1.6	0.4	80	NA										
	02/20/18	7.35	9.1	2.8	0.2	326	NA										
MW-5A	12/01/17	7.8	17.5	2.0	0.2	81	NA										
	02/20/18	7.51	11.6	1.0	0.4	313	NA										
PZ-1	02/20/18	7.67	15.4	0.0	1.9	264.9	NA										
PZ-2	02/20/18	7.66	15.1	1.4	0.6	292.1	NA										
PZ-3	02/20/18	7.91	12.6	0.0	0.9	316.2	NA										
PZ-4	02/21/18	7.67	15.5	2.6	0.4	228.4	NA										
	03/26/18	6.8	15.7	2.2	0.6	80.3	NA	0.067 J	0.073 J	3.1	NA	NA	NA				
TW-1	01/05/18	5.6	7.4	0.0	3.0	251	NA										
	02/20/18	7.53	4.6	0.0	5.6	290.6	NA										
TW-2	01/05/18	4.6	7.9	0.0	0.8	244	NA										
	02/20/18	7.47	3.8	0.0	6.8	309.3	NA										
	03/26/18	5.2	6.3	0.0	2.80	217.5	0.05	0.012 J	0.22	1.6	NA	NA	NA				
TW-3	01/05/18	4.7	7.0	0.0	2.5	230	NA										
	02/20/18	7.16	4.6	0.0	0.7	333.0	NA										

1. NA = Not Analyzed
2. mg/l = milligrams per liter (equivalent to parts per million, ppm)
3. mV = millivolts
4. µg/l = micrograms per liter (equivalent to parts per billion, ppb)
5. Laboratory flags "J" = Analyte detected between Limit of Detection and Limit of Quantitation.

Table 5.
Sub-Slab Vapor Analytical Data
ACME Galvanizing - 2730 S. 19th Street, Milwaukee, Wisconsin
Sigma Project No. 12884

Sample Type:		**Subslab Vapor Samples**				Screening Level for Subslab Vapor to Indoor Air Pathway[3]
Sample Identification:		VP-1	VP-2	VP-3	VP-4	
Date:		7/2/14	7/2/14	7/2/14	7/2/14	
Duration:		45 mins	38 mins	42 mins	44 mins	
VOCs (Summa canisters by EPA Method TO-15)						
Acetone	µg/m^3	ND	ND	ND	ND	14,000,000
Benzene	µg/m^3	2.2	11.3	2.4	4.4	1,600
Benzyl chloride	µg/m^3	ND	ND	ND	ND	250
Bromodichloromethane	µg/m^3	ND	ND	5.6	ND	330
Bromoform	µg/m^3	ND	ND	ND	ND	11,000
Bromomethane	µg/m^3	ND	ND	ND	ND	2,200
1,3-Butadiene	µg/m^3	ND	ND	ND	ND	410
2-Butanone (MEK)	µg/m^3	3.4	4.9	2.8	5.8	2,200,000
Carbon disulfide	µg/m^3	2.1	1.0	ND	5.1	310,000
Carbon tetrachloride	µg/m^3	ND	157	1.3	3.3	2,000
Chlorobenzene	µg/m^3	ND	ND	ND	ND	22,000
Chloroethane	µg/m^3	1.9	ND	ND	ND	4,400,000
Chloroform	µg/m^3	ND	**[622]**	12.1	ND	530
Chloromethane	µg/m^3	ND	ND	ND	ND	39,000
Cyclohexane	µg/m^3	3.6	8.4	1.6	2.8	440,000
Dibromochloromethane	µg/m^3	ND	ND	ND	ND	450
1,2-Dibromoethane (EDB)	µg/m^3	ND	ND	ND	ND	20
1,2-Dichlorobenzene	µg/m^3	ND	ND	ND	ND	88,000
1,3-Dichlorobenzene	µg/m^3	ND	ND	ND	ND	NS
1,4-Dichlorobenzene	µg/m^3	ND	ND	ND	ND	1,100
Dichlorodifluoromethane	µg/m^3	2.4	2.3	2.4	2.5	44,000
1,1-Dichloroethane	µg/m^3	ND	45.3	16.3	85.1	7,700
1,2-Dichloroethane	µg/m^3	ND	ND	ND	ND	470
1,1-Dichloroethene	µg/m^3	ND	ND	ND	ND	88,000
cis-1,2-Dichloroethene	µg/m^3	ND	7.9	2.8	6.6	NS
trans-1,2-Dichloroethene	µg/m^3	ND	154	2.9	21.1	NS
1,2-Dichloropropane	µg/m^3	ND	3.1	ND	ND	1,200
cis-1,3-Dichloropropene	µg/m^3	ND	ND	ND	ND	3,100
trans-1,3-Dichloropropene	µg/m^3	ND	ND	ND	ND	3,100
Dichlorotetrafluoroethane	µg/m^3	ND	ND	ND	ND	NS
Ethanol	µg/m^3	66.8	71.4	61.5	74.6	NS
Ethyl acetate	µg/m^3	ND	11.7	ND	ND	31,000
Ethylbenzene	µg/m^3	4.2	2.1	1.6	1.7	4,900
4-Ethyltoluene	µg/m^3	2.9	2.0	1.8	1.5	NS
n-Heptane	µg/m^3	4.3	4.4	2.1	2.7	NS
Hexachloro-1,3-butadiene	µg/m^3	ND	ND	ND	ND	560
n-Hexane	µg/m^3	3.8	12.1	1.5	2.1	310,000
2-Hexanone	µg/m^3	2.2	ND	ND	ND	13,000
Methylene Chloride	µg/m^3	ND	ND	ND	ND	1,200,000
4-Methyl-2-pentanone (MIBK)	µg/m^3	1.4	2.1	ND	ND	1,300,000
Methyl-tert-butyl ether	µg/m^3	ND	ND	ND	ND	47,000
Naphthalene	µg/m^3	ND	ND	ND	ND	360
2-Propanol	µg/m^3	39.4	ND	ND	ND	3,100,000
Propylene	µg/m^3	ND	ND	ND	ND	1,300,000
Styrene	µg/m^3	ND	4.8	1.7	ND	440,000
1,1,2,2-Tetrachloroethane	µg/m^3	ND	ND	ND	ND	210
Tetrachloroethene	µg/m^3	1.0	84.9	92.7	68.7	47,000
Tetrahydrofuran	µg/m^3	ND	ND	ND	ND	880,000
Toluene	µg/m^3	8.3	70.4	4.3	6.2	2,200,000
1,2,4-Trichlorobenzene	µg/m^3	ND	ND	ND	ND	88,000
1,1,1-Trichloroethane	µg/m^3	2.7	5,090	204	239	2,200,000
1,1,2-Trichloroethane	µg/m^3	ND	ND	2.4	ND	770
Trichloroethene	µg/m^3	0.83	**[90700]**	**[7090]**	2,780	3,000
Trichlorofluoromethane	µg/m^3	ND	ND	ND	ND	310,000
1,1,2-Trichlorotrifluoroethane	µg/m^3	ND	ND	ND	ND	13,000,000
1,2,4-Trimethylbenzene	µg/m^3	9.1	4.1	4.9	3.6	3,100
1,3,5-Trimethylbenzene	µg/m^3	3.1	ND	1.6	ND	NS
Vinyl acetate	µg/m^3	ND	ND	ND	ND	88,000
Vinyl chloride	µg/m^3	ND	ND	ND	ND	2,800
m&p-Xylene	µg/m^3	15.5	5.6	5.1	4.7	44,000
0-Xylene	µg/m^3	6.8	3.2	2.9	2.7	44,000

Notes:
1. Analytical units: µg/m^3 = micrograms per cubic meter
2. VAL for Commercial/Industrial Indoor Air = Vapor Action Level described in WDNR publication PUB-RR-800 "Addressing Vapor Intrusion at Remediation & Redevelopment Sites in Wisconsin" (dated December 2010) which in turn references EPA Region 3 Risk-Based Concentrations for **industrial** air (Regional Screening Level Master Table - November 2012 [http://www.epa.gov/reg3hwmd/risk/human/rb-concentration_table/index.htm]) and May 2012 "Indoor
3. Screening Level for Subslab Vapor to Indoor Air Pathway = Risk-based concentrations based on VALs for **commercial/industrial** air (see note #2 above) which has been adjusted with an Attenuation Factor of 0.01 for the subslab vapor to ambient air pathway in a large commerical/industrial building as provided in WDNR publication PUB-
4. NA = not analyzed
5. Exceedances: **[BOLD]** = concentration exceeds Vapor Risk Screening Leve

Table 6
Remedial Action Options Assessment Summary
2730 S. 19th Street, Milwaukee, Wisconsin
Sigma Project No. 12884

Remedial Response Action	Remedial Technology	Process Option	Notes, Comments, etc.
Institutional Controls	Soil & Groundwater GIS Registry	---	Viable part of closure strategy - will be used for residual soil impacts after remediation is completed
Containment	Physical Barriers	Slurry Wall	Potentially feasible for GW impacts, but cost prohibitive given degree of impacts
		Sheet Piling	Potentially feasible for GW impacts, but cost prohibitive given degree of impacts
		Grout Curtains	Potentially feasible for GW impacts, but cost prohibitive given degree of impacts
		Vibrating Beam Wall	Potentially feasible for GW impacts, but cost prohibitive given degree of impacts
	Hydraulic Barriers	Extraction/Injection Wells	Potentially feasible for GW impacts, but cost prohibitive given degree of impacts
		Extraction/Injection Trenches	Potentially feasible for GW impacts, but cost prohibitive given degree of impacts
		Basement sump system	Not viable, no basement
	Capping	Concrete pavement/floor slabs	Site is already capped
		Asphalt pavement	Site is already capped
		Soil	No greenspace areas on site
Soil Remediation	Excavation & Treatment or Disposal	Thermal	Not viable - cost prohibitive
		Above Ground Biological Treatment	Potentially feasible for CVOC impacts, but not viable because of space and access constraints; cost prohibitive
		Above Ground Vapor Extraction	Potentially feasible for CVOC impacts, but not viable because of space and access constraints; cost prohibitive
		Mixing with Chemical Oxidants	Potentially feasible for CVOC impacts, but not viable because of space and access constraints; cost prohibitive
		Landfill	Viable part of soil management strategy for excavated soil, particularly for fuel oil free product and assoicated impacted soil near abandoned UST. A remedial excavation near the UST is proposed if a "contained-out" determination can be made for soil in that area (otherwise likely cost prohibitive).
	In Situ Remediation	Infiltration of Chemical Oxidants	Potentially feasible for CVOC impacts in perched groundwater near MW-5A, especially given the limited spatial extent of impacts above ch. NR 141 ES for 1,1,1-TCA
		Biological	Potentially feasible for CVOC impacts, but not viable because of space and access constraints; cost prohibitive
		Vapor Extraction	Potentially feasible for CVOC source area impacts in soil beneath the ACME facility.
		Steam Enhanced Vapor Extraction	Potentially feasible for CVOC impacts, but not viable because of space and access constraints; cost prohibitive
		Heated Soil Vapor Extraction	Potentially feasible for CVOC impacts, but not viable because of space and access constraints; cost prohibitive
		Soil Flushing	Potentially feasible for CVOC impacts, but not viable because of space and access constraints; cost prohibitive
		Soil Stabilization	Potentially feasible, but does not remove contaminant mass and potential geotechnical issues after mixing complete
		Phytoremediation	Not viable for range of contaminants space constraints
	Natural Attenuation	Monitoring	Potentially viable as a long-term remedy for CVOC impacts
Groundwater Remediation	Extraction & Treatment or Discharge	Extraction Wells	Potentially feasible, but cost prohibitive based on degree of impacts
		Extraction Trenches	Potentially feasible, but cost prohibitive based on degree of impacts
		Biological Treatment	Potentially feasible, but cost prohibitive based on degree of impacts
		Photolysis/Oxidation	Potentially feasible, but cost prohibitive based on degree of impacts
		Screening/Filtration	Not viable for VOC impacts
		Air Stripping	Potentially feasible, but cost prohibitive based on degree of impacts
		Activated Carbon Adsorption	Potentially feasible, but cost prohibitive based on degree of impacts
		POTW Treatment or Discharge	Feasible if groundwater extraction would be necessary, likely cost prohibitive
		Private Treatment Plant	Potentially feasible if groundwater extraction would be necessary, likely cost prohibitive
		Surface Water/Storm Water	Potentially feasible if groundwater extraction would be necessary, likely cost prohibitive
		Reinfiltration Wells/Trenches	Potentially feasible if groundwater extraction would be necessary, likely cost prohibitive
	In Situ Remediation	Biological / Bioaugmentation	Potentially feasible, but cost prohibitive based on degree of impacts
		iSOC Gas Diffusion	Potentially feasible, but cost prohibitive based on degree of impacts
		Chemical Oxidation	Potentially feasible, but cost prohibitive based on degree of impacts
		Permeable Reactive Barrier	Not viable due to site space and access constraints; cost prohibitive
		Air Sparging	Potentially feasible, but cost prohibitive based on degree of impacts
		Steam Stripping	Potentially feasible, but cost prohibitive based on degree of impacts
		Phytoremediation	Not viable due to soil impact source areas location beneath building floor slab
	Monitored Natural Attenuation	Monitoring	Viable based on degree of impacts and evidence of natural attenuation processes
Vapor / Air Remediation	Vapor Intrusion Mitigation	Vapor Barrier	Not viable as there are no plans to construct new buildings at the site.
		Passive Sub-Slab Venting System	Likely not feasible due to the age of site building and lack of a permeable engineered subgrade beneath floor slabs.
		Subslab Depressurization System	Feasible given the degree of risk identified at the site, active system likely required to mobilize soil vapors
		Other Engineering Controls	N/A

FIGURES

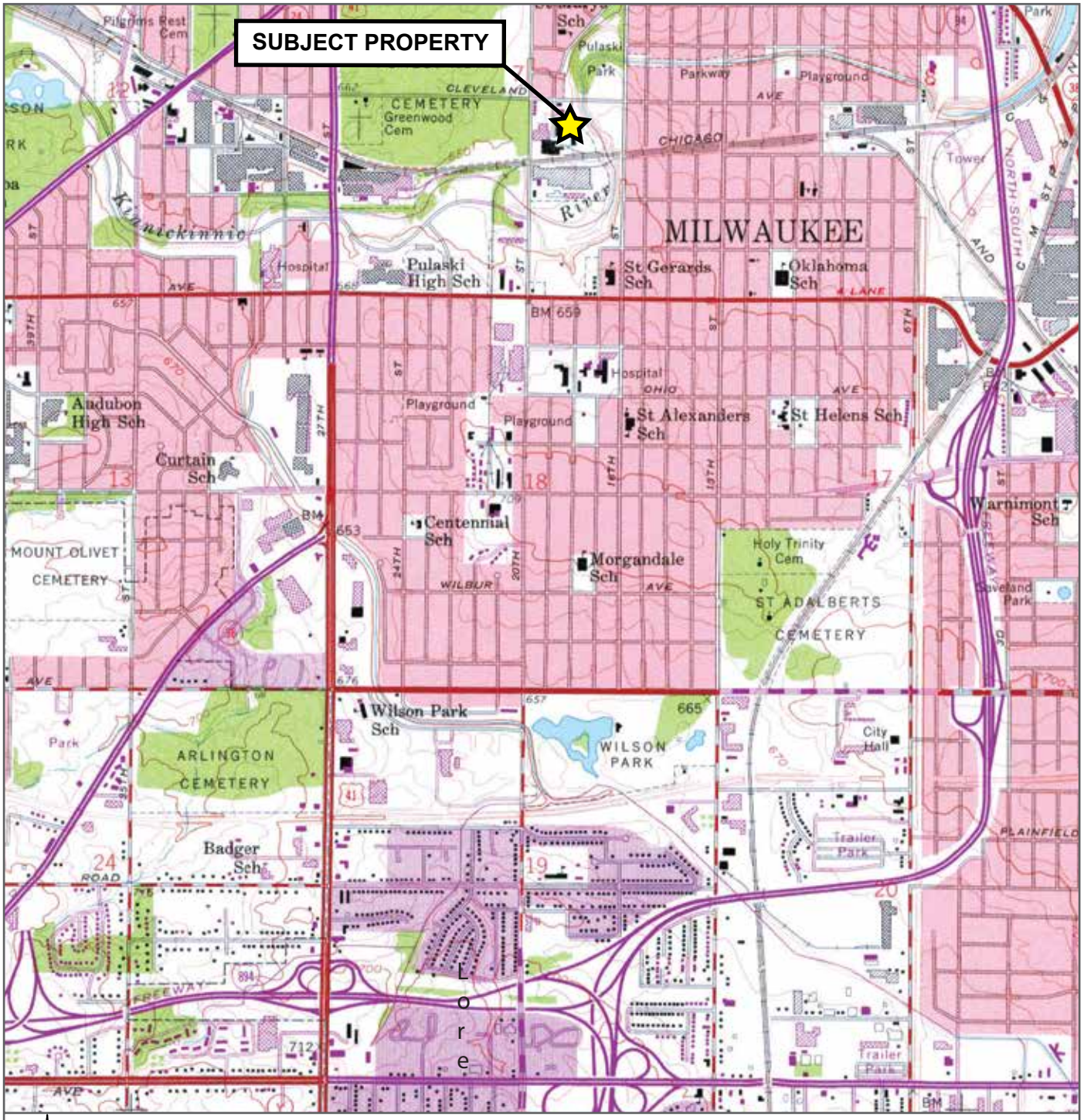

N

0 2000 ft. 4,000 ft.

GRAPHIC SCALE

Located in the Southeast 1/4 of Section 7, Township 6, Range 22E
USGS Greendale Quadrangle (1976)
7.5 minute, 1 : 24,000 Topographic Map Collection

THE SIGMA GROUP
Single Source. Sound Solutions.

SITE LOCATION MAP
2730 S. 19th STREET
MILWAUKEE, WI

FIGURE

1

Date: 04.02.2018
Created By: JJK
Filename: 12884_Fig 1_SLM.pdf
Directory: Figures
Project: 12884

THE SIGMA GROUP
Single Source. Sound Solutions.

SITE PLAN MAP

ACME Galvanzing
2730 South 19th Street
Milwaukee, WI

FIGURE
2

| Project: 12884 | Directory: Figures | Created by: JJK | Date: 4/27/2018 | Filename: ACME.pdf | Coordinate System: NAD 1927 StatePlane Wisconsin South FIPS 4803

THE SIGMA GROUP
Single Source. Sound Solutions.

SOIL BORING LOCATION MAP

ACME Galvanzing
2730 South 19th Street
Milwaukee, WI

FIGURE
3

Project: 12884 | Directory: Figures | Created by: JJK | Date: 5/3/2018 | Filename: ACME.pdf | Coordinate System: NAD 1927 StatePlane Wisconsin South FIPS 4803

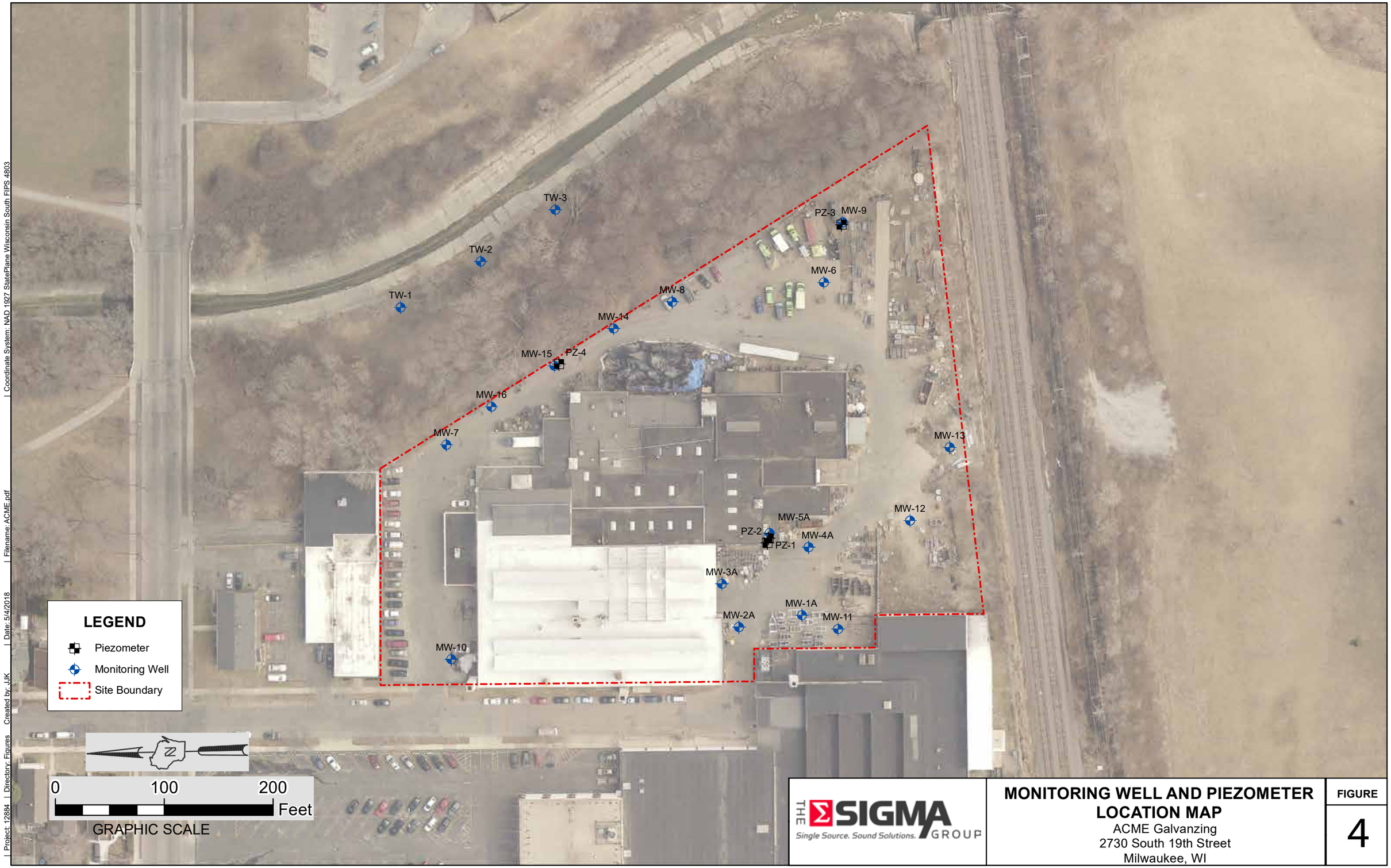

THE SIGMA GROUP
Single Source. Sound Solutions.

MONITORING WELL AND PIEZOMETER LOCATION MAP
ACME Galvanzing
2730 South 19th Street
Milwaukee, WI

FIGURE
4

Project: 12884 | Directory: Figures | Created by: JJK | Date: 5/4/2018 | Filename: ACME.pdf | Coordinate System: NAD 1927 StatePlane Wisconsin South FIPS 4803

THE SIGMA GROUP
Single Source. Sound Solutions.

SUB-SLAB VAPOR PIN LOCATION MAP

ACME Galvanzing
2730 South 19th Street
Milwaukee, WI

FIGURE
5

Project: 12884 | Directory: Figures | Created by: JJK | Date: 5/3/2018 | Filename: ACME.pdf | Coordinate System: NAD 1927 StatePlane Wisconsin South FIPS 4803

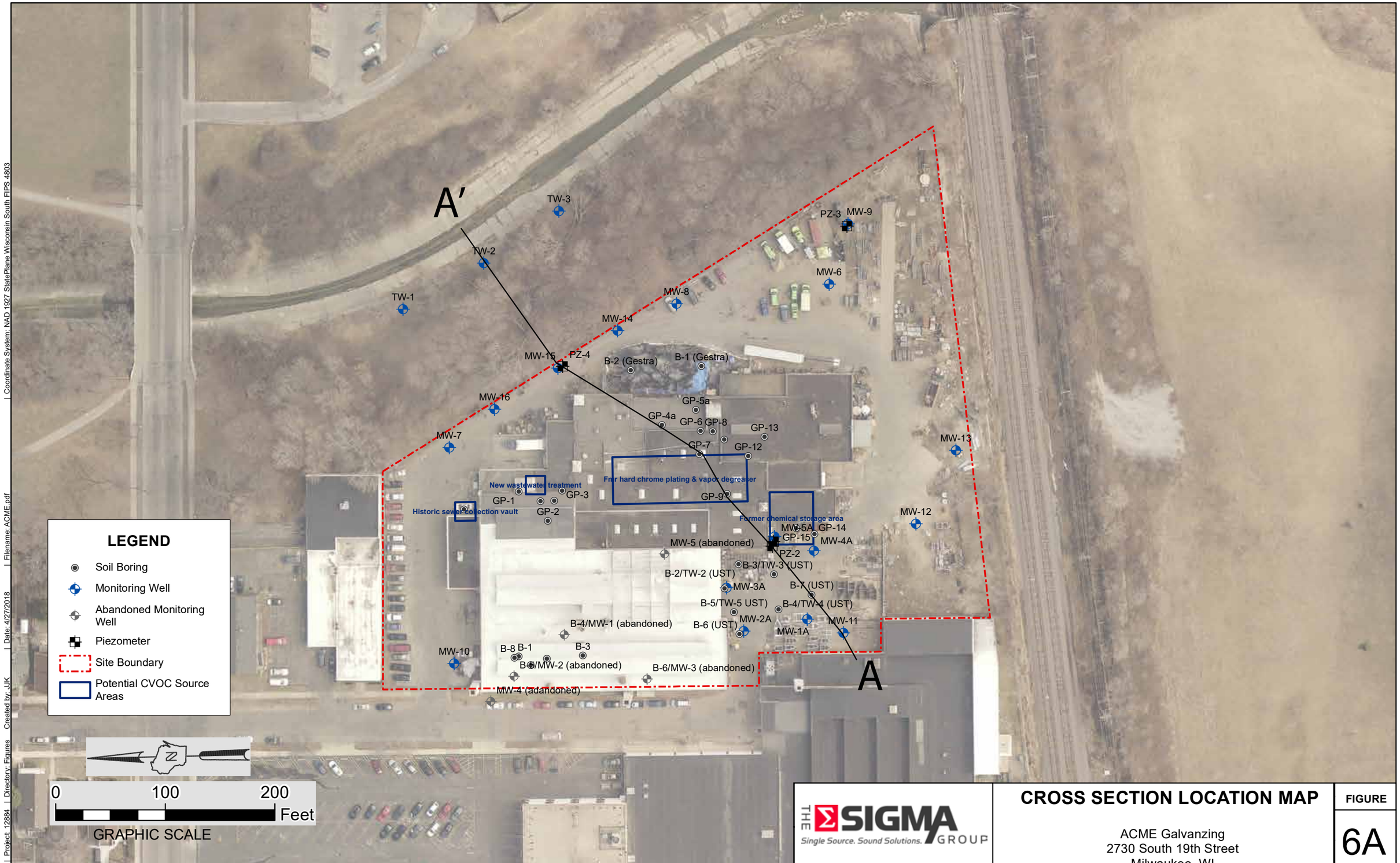

THE SIGMA GROUP
Single Source. Sound Solutions.

CROSS SECTION LOCATION MAP

ACME Galvanzing
2730 South 19th Street
Milwaukee, WI

FIGURE
6A

Project: 12884 | Directory: Figures | Created by: JJK | Date: 4/27/2018 | Filename: ACME.pdf | Coordinate System: NAD 1927 StatePlane Wisconsin South FIPS 4803

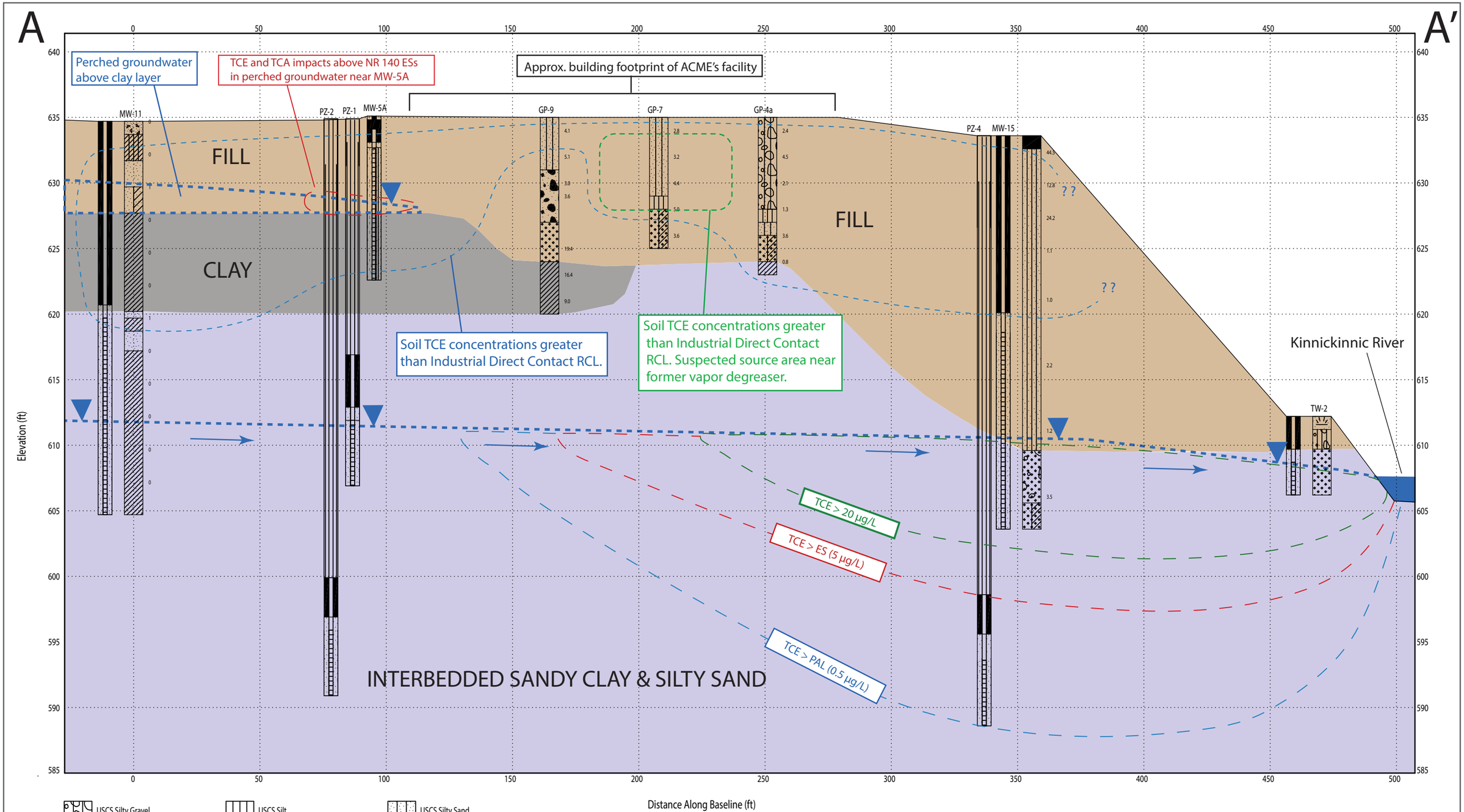

THE SIGMA GROUP
Single Source. Sound Solutions.

GEOLOGIC CROSS SECTION A-A'

ACME Galvanzing
2730 South 19th Street
Milwaukee, WI

FIGURE
6B

Date: 04/28/2018
Created By: JJK
Filename: 12884_SI_XSec1.ai
Directory: FIGURES
Project : 12884

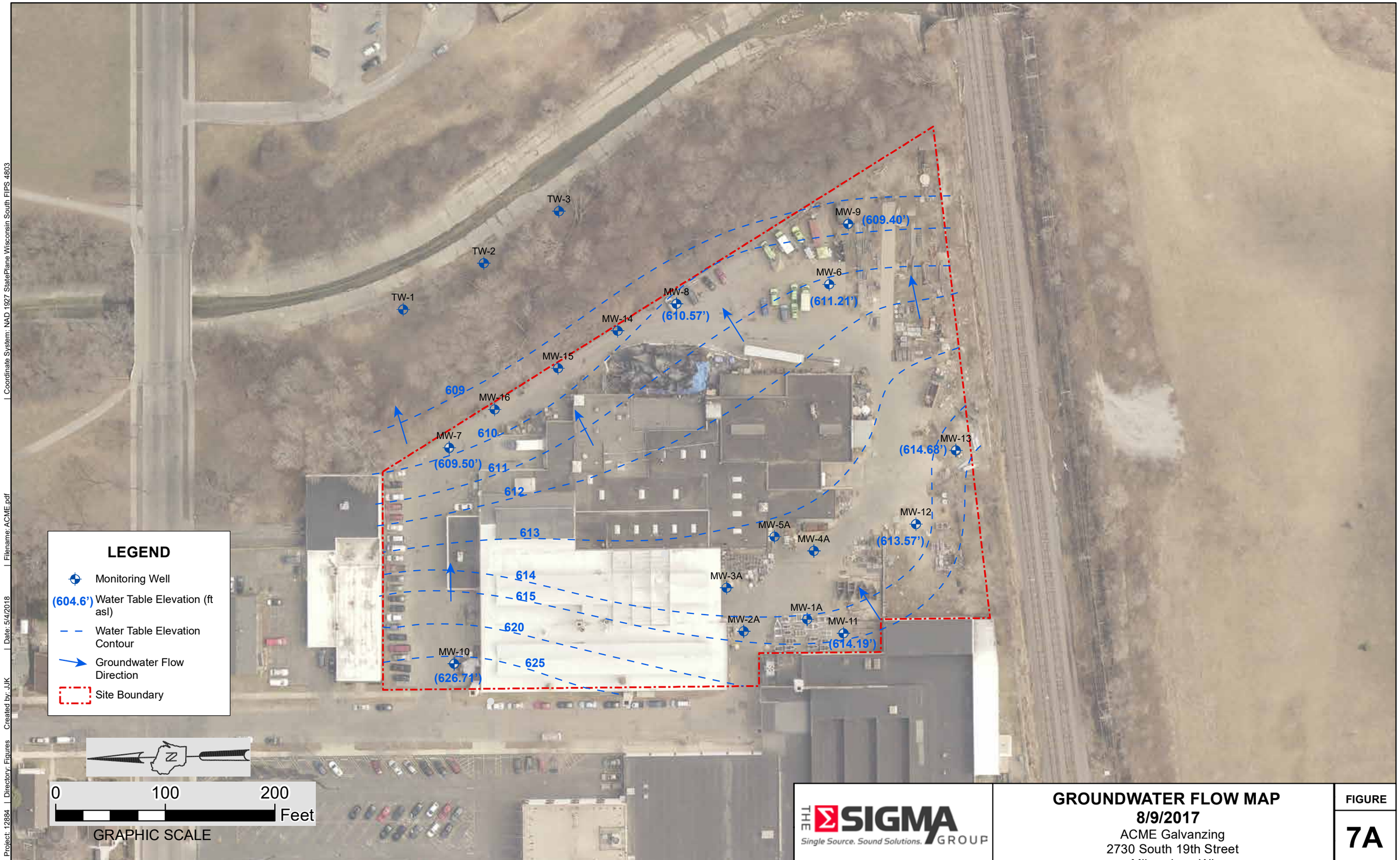

THE SIGMA GROUP
Single Source. Sound Solutions.

GROUNDWATER FLOW MAP
8/9/2017
ACME Galvanzing
2730 South 19th Street
Milwaukee, WI

FIGURE
7A

Project: 12884 | Directory: Figures | Created by: JJK | Date: 5/4/2018 | Filename: ACME.pdf | Coordinate System: NAD 1927 StatePlane Wisconsin South FIPS 4803

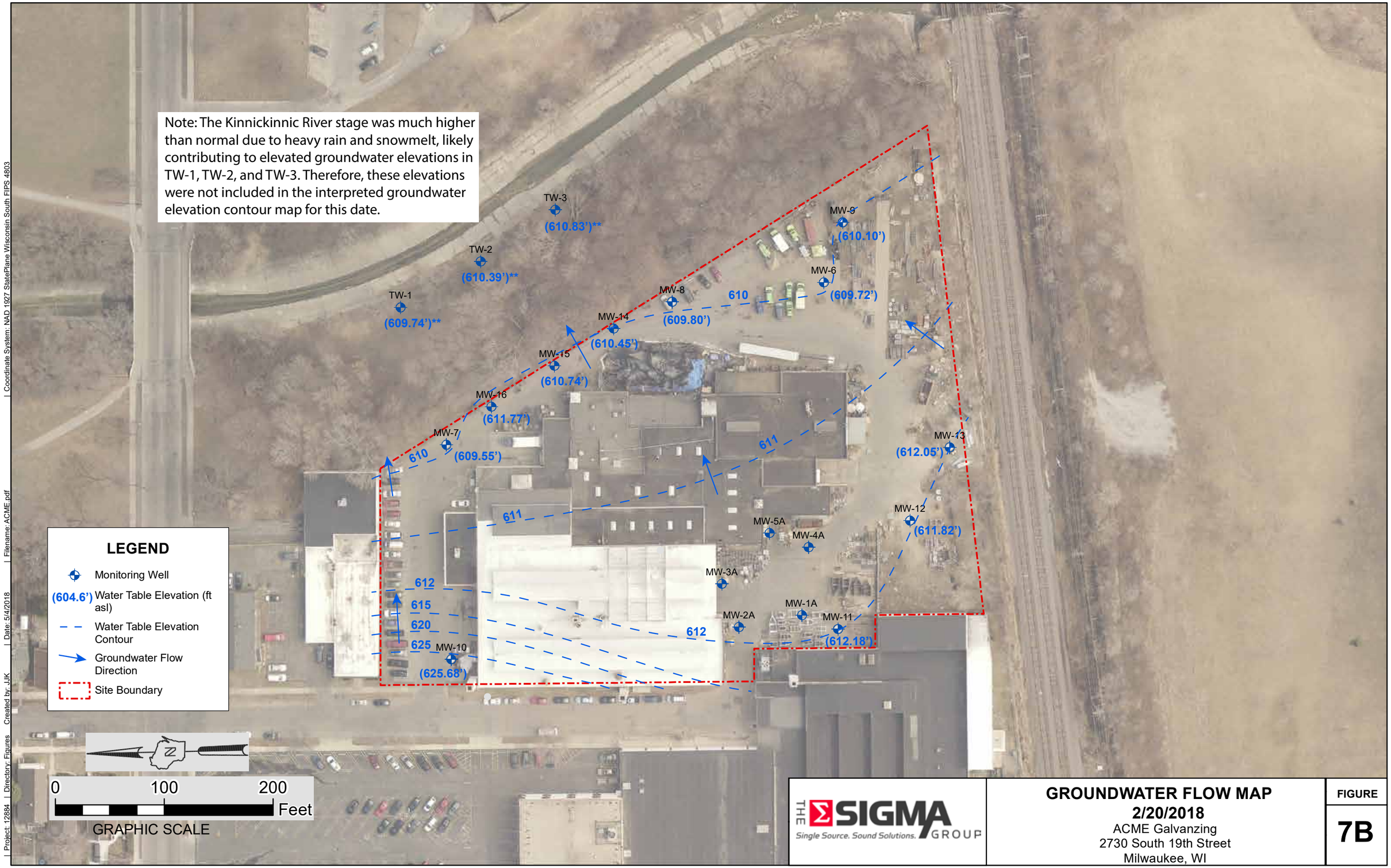

THE SIGMA GROUP
Single Source. Sound Solutions.

GROUNDWATER FLOW MAP
2/20/2018
ACME Galvanzing
2730 South 19th Street
Milwaukee, WI

FIGURE
7B

| Project: 12884 | Directory: Figures | Created by: JJK | Date: 5/4/2018 | Filename: ACME.pdf | Coordinate System: NAD 1927 StatePlane Wisconsin South FIPS 4803

THE SIGMA GROUP
Single Source. Sound Solutions.

PIEZOMETRIC SURFACE CONTOUR MAP

ACME Galvanzing
2730 South 19th Street
Milwaukee, WI

FIGURE
8

Project: 12884 | Directory: Figures | Created by: JJK | Date: 5/4/2018 | Filename: ACME.pdf | Coordinate System: NAD 1927 StatePlane Wisconsin South FIPS 4803



MW-7		
Depth:	3-5	23-25
Date:	1/2/98	
Sat / Unsat:	U	U
1,1-DCA	<0.025	0.084
1,1-DCE	<0.025	<0.025
cis-1,2-DCE	<0.025	**1.3**
trans-1,2-DCE	<0.025	**2.3**
PCE	**0.059**	<0.025
1,1,1-TCA	<0.025	<0.025
TCE	<0.025	**1.2**
VC	NA	NA

GP-3			
Depth:	2-4	6-8	12-14
Date:	10/23/17		
Sat / Unsat:	U	U	U
1,1-DCA	<0.034	<0.034	<0.034
1,1-DCE	<0.022	**0.083**	<0.022
cis-1,2-DCE	<0.032	**2.04**	**0.2**
trans-1,2-DCE	<0.028	**7.8**	**0.47**
PCE	<0.032	**0.067 "J"**	<0.032
1,1,1-TCA	<0.03	<0.03	<0.03
TCE	**[1.55]**	**[5.8]**	**({ 25.1 })**
VC	<0.019	<0.019	<0.019

GP-4a			
Depth:	2-4	6-8	12-14
Date:	10/23/17		
Sat / Unsat:	U	U	U
1,1-DCA	<0.034	<0.034	<0.034
1,1-DCE	<0.022	<0.022	<0.022
cis-1,2-DCE	<0.032	<0.032	<0.032
trans-1,2-DCE	<0.028	<0.028	<0.028
PCE	<0.032	<0.032	<0.032
1,1,1-TCA	0.092 "J"	0.072 "J"	0.070 "J"
TCE	**0.79**	**[1.65]**	**[2.62]**
VC	<0.019	<0.019	<0.019

B-2 (GESTRA)		
Depth:	8.5-10	13.5-15
Date:	8/3/15	
Sat / Unsat:	U	U
1,1-DCA	<0.025	<0.025
1,1-DCE	<0.029	<0.029
cis-1,2-DCE	<0.021	<0.021
trans-1,2-DCE	<0.024	<0.024
PCE	**0.072 J**	<0.054
1,1,1-TCA	0.081 J	<0.04
TCE	**[1.48]**	**0.41**
VC	<0.01	<0.01

MW-8		
Depth:	13-15	23-25
Date:	1/2/98	
Sat / Unsat:	U	U
1,1-DCA	<0.025	0.079
1,1-DCE	<0.025	<0.025
cis-1,2-DCE	<0.025	**0.290**
trans-1,2-DCE	<0.025	<0.025
PCE	<0.025	<0.025
1,1,1-TCA	<0.025	0.061
TCE	**0.052**	**0.180**
VC	NA	NA

B-1 (GESTRA)		
Depth:	3.5-5	6-7.5
Date:	8/3/15	
Sat / Unsat:	U	U
1,1-DCA	<0.025	<0.025
1,1-DCE	<0.029	<0.029
cis-1,2-DCE	<0.021	<0.021
trans-1,2-DCE	<0.024	<0.024
PCE	**0.072 J**	<0.054
1,1,1-TCA	0.081 J	<0.04
TCE	**[1.48]**	**0.41**
VC	<0.01	<0.01

GP-5a			
Depth:	2-4	4-6	8-10
Date:	10/23/17		
Sat / Unsat:	U	U	U
1,1-DCA	<0.034	<0.034	<0.034
1,1-DCE	<0.022	<0.022	<0.022
cis-1,2-DCE	<0.032	0.033 "J"	<0.032
trans-1,2-DCE	<0.028	<0.028	<0.028
PCE	**0.064 "J"**	**0.033 "J"**	<0.032
1,1,1-TCA	0.104 "J"	0.054 "J"	<0.03
TCE	**[2.33]**	**1.25**	<0.041
VC	<0.019	<0.019	<0.019

MW-9		
Depth:	7-9	21-23
Date:	1/2/98	
Sat / Unsat:	U	U
1,1-DCA	<0.025	0.091
1,1-DCE	<0.025	<0.025
cis-1,2-DCE	<0.025	**0.290**
trans-1,2-DCE	<0.025	<0.025
PCE	<0.025	<0.025
1,1,1-TCA	0.088	<0.025
TCE	<0.025	**0.042**
VC	NA	NA

MW-6		
Depth:	8-10	16-18
Date:	12/4/97	
Sat / Unsat:	U	U
1,1-DCA	<0.025	0.160
1,1-DCE	<0.025	**0.054**
cis-1,2-DCE	<0.025	**0.180**
trans-1,2-DCE	<0.025	**0.074**
PCE	<0.025	<0.025
1,1,1-TCA	0.041	**3.2**
TCE	**0.040**	**[4.9]**
VC	NA	NA

GP-11			
Depth:	1-3	3-5	7-9
Date:	10/23/17		
Sat / Unsat:	U	U	U
1,1-DCA	0.094 "J"	<0.034	<0.034
1,1-DCE	<0.022	<0.022	<0.022
cis-1,2-DCE	<0.032	<0.032	<0.032
trans-1,2-DCE	<0.028	<0.028	<0.028
PCE	**0.42**	**0.053 "J"**	<0.032
1,1,1-TCA	**0.47 "J"**	0.067 "J"	<0.03
TCE	**({ 10.1 })**	**0.84**	<0.041
VC	<0.019	<0.019	<0.019

GP-13			
Depth:	2-4	4-6	12-14
Date:	10/23/17		
Sat / Unsat:	U	U	U
1,1-DCA	0.311	0.085"J"	0.060 "J"
1,1-DCE	**0.0281 "J"**	<0.022	<0.022
cis-1,2-DCE	**0.43**	**0.65**	**0.5**
trans-1,2-DCE	**0.176**	**0.41**	**0.262**
PCE	**0.84**	<0.032	<0.032
1,1,1-TCA	**0.90 "J"**	<0.03	<0.03
TCE	**({ 33 })**	**1.17**	**1.04**
VC	<0.019	<0.019	<0.019

GP-12			
Depth:	2-4	4-6	12-14
Date:	10/23/17		
Sat / Unsat:	U	U	U
1,1-DCA	0.162	0.137	0.48
1,1-DCE	<0.022	<0.022	**0.109**
cis-1,2-DCE	**0.113**	**0.106**	**0.57**
trans-1,2-DCE	<0.028	<0.028	**0.132**
PCE	**0.57**	**0.62**	<0.032
1,1,1-TCA	**0.89 "J"**	**1.09**	**0.50 "J"**
TCE	**({ 10.2 })**	**({ 10.8 })**	**({ 12.9 })**
VC	<0.019	<0.019	<0.019

GP-7			
Depth:	2-4	4-6	6-8
Date:	10/23/17		
Sat / Unsat:	U	U	U
1,1-DCA	<0.034	<0.034	<0.034
1,1-DCE	<0.022	<0.022	<0.022
cis-1,2-DCE	<0.032	<0.032	<0.032
trans-1,2-DCE	<0.028	<0.028	<0.028
PCE	**0.033 "J"**	<0.032	<0.032
1,1,1-TCA	**0.38 "J"**	**0.198 "J"**	<0.03
TCE	**({ 14.7 })**	**({ 9.1 })**	<0.041
VC	<0.019	<0.019	<0.019

HB-2			
Depth:	2-4	4-6	8-10
Date:	7/2/15		
Sat / Unsat:	U	U	U
1,1-DCA	<0.025	<0.025	<0.025
1,1-DCE	<0.029	<0.029	<0.029
cis-1,2-DCE	<0.021	<0.021	<0.021
trans-1,2-DCE	0.0253 J	<0.024	<0.024
PCE	<0.054	<0.054	<0.054
1,1,1-TCA	0.040	<0.04	<0.04
TCE	**[8.4]**	**[6.6]**	**[4.8]**
VC	<0.01	<0.01	<0.01

GP-1			
Depth:	2-4	10-12	20-22
Date:	10/23/17		
Sat / Unsat:	U	U	U
1,1-DCA	<0.034	<0.034	<0.034
1,1-DCE	<0.022	<0.022	<0.022
cis-1,2-DCE	<0.032	<0.032	<0.032
trans-1,2-DCE	<0.028	<0.028	<0.028
PCE	**0.036 "J"**	<0.032	**0.263**
1,1,1-TCA	<0.03	<0.03	0.052 "J"
TCE	**[2.36]**	**[2.75]**	**[2.97]**
VC	<0.019	<0.019	<0.019

HB-1			
Depth:	0-2	2-4	6-8
Date:	7/2/15		
Sat / Unsat:	U	U	U
1,1-DCA	<0.011	<0.011	<0.011
1,1-DCE	<0.022	<0.022	<0.022
cis-1,2-DCE	<0.014	<0.014	<0.014
trans-1,2-DCE	<0.022	<0.022	0.036 "J"
PCE	<0.024	<0.024	<0.024
1,1,1-TCA	<0.011	<0.011	0.097 "J"
TCE	**[5.2]**	**[5.8]**	**({ 17.5 })**
VC	<0.016	<0.016	<0.016

GP-2			
Depth:	2-4	6-8	12-14
Date:	10/23/17		
Sat / Unsat:	U	U	U
1,1-DCA	0.156	<0.034	<0.034
1,1-DCE	**0.047 "J"**	<0.022	<0.022
cis-1,2-DCE	<0.032	<0.032	<0.032
trans-1,2-DCE	<0.028	<0.028	<0.028
PCE	**0.038 "J"**	<0.032	**0.45**
1,1,1-TCA	**0.91 "J"**	<0.03	<0.03
TCE	**[4.2]**	**0.051 "J"**	**[5.5]**
VC	<0.019	<0.019	<0.019

GP-6			
Depth:	2-4	8-10	10-12
Date:	10/23/17		
Sat / Unsat:	U	U	U
1,1-DCA	<0.034	<0.034	<0.034
1,1-DCE	<0.022	<0.022	<0.022
cis-1,2-DCE	<0.032	<0.032	<0.032
trans-1,2-DCE	<0.028	<0.028	<0.028
PCE	<0.032	<0.032	<0.032
1,1,1-TCA	<0.03	0.096 "J"	<0.03
TCE	**1.13**	**[3.8]**	<0.041
VC	<0.019	<0.019	<0.019

GP-8			
Depth:	2-4	4-6	8-10
Date:	10/23/17		
Sat / Unsat:	U	U	U
1,1-DCA	<0.034	<0.034	<0.034
1,1-DCE	<0.022	<0.022	<0.022
cis-1,2-DCE	<0.032	<0.032	<0.032
trans-1,2-DCE	<0.028	<0.028	<0.028
PCE	<0.032	<0.032	<0.032
1,1,1-TCA	0.033 "J"	<0.03	<0.03
TCE	**0.93**	**0.21**	<0.041
VC	<0.019	<0.019	<0.019

MW-13		
Depth:	2.5-5	22.5-25
Date:	1/15/15	
Sat / Unsat:	U	S
1,1-DCA	<0.025	<0.025
1,1-DCE	<0.029	<0.029
cis-1,2-DCE	<0.021	<0.021
trans-1,2-DCE	<0.024	<0.024
PCE	<0.054	<0.054
1,1,1-TCA	<0.04	<0.04
TCE	**0.08 "J"**	<0.042
VC	<0.01	<0.01

GP-9			
Depth:	2-4	8-10	12-14
Date:	10/23/17		
Sat / Unsat:	U	U	U
1,1-DCA	<0.034	<0.034	<0.034
1,1-DCE	<0.022	<0.022	<0.022
cis-1,2-DCE	<0.032	<0.032	<0.032
trans-1,2-DCE	<0.028	<0.028	<0.028
PCE	0.185	<0.032	<0.032
1,1,1-TCA	**0.216 "J"**	<0.03	<0.03
TCE	**[1.75]**	<0.041	<0.041
VC	<0.019	<0.019	<0.019

GP-15			
Depth:	2-4	6-8	12-14
Date:	10/23/17		
Sat / Unsat:	U	U	U
1,1-DCA	<0.034	<0.034	0.061 "J"
1,1-DCE	<0.022	<0.022	<0.022
cis-1,2-DCE	<0.032	<0.032	0.059 "J"
trans-1,2-DCE	<0.028	<0.028	<0.028
PCE	<0.032	<0.032	<0.032
1,1,1-TCA	**0.144 "J"**	<0.03	<0.03
TCE	**0.156**	<0.041	<0.041
VC	<0.019	<0.019	<0.019

GP-16			
Depth:	2-4	6-8	10-12
Date:	10/23/17		
Sat / Unsat:	U	U	U
1,1-DCA	<0.034	<0.034	<0.034
1,1-DCE	<0.022	<0.022	<0.022
cis-1,2-DCE	<0.032	<0.032	<0.032
trans-1,2-DCE	<0.028	<0.028	<0.028
PCE	<0.032	**0.184**	**0.041 "J"**
1,1,1-TCA	<0.03	0.119 "J"	0.054 "J"
TCE	<0.041	**[1.53]**	**0.62**
VC	<0.019	<0.019	<0.019

B-2 (UST)		
Depth:	2-4	6-8
Date:	8/30/11	
Sat / Unsat:	U	U
1,1-DCA	<0.011	<0.011
1,1-DCE	<0.022	<0.022
cis-1,2-DCE	<0.014	<0.014
trans-1,2-DCE	<0.022	<0.022
PCE	<0.024	<0.024
1,1,1-TCA	0.017 "J"	<0.011
TCE	**0.041 "J"**	<0.017
VC	<0.016	<0.016

B-6 (UST)		
Depth:	2-4	4-6
Date:	8/30/11	
Sat / Unsat:	U	U
1,1-DCA	<0.011	<0.011
1,1-DCE	<0.022	<0.022
cis-1,2-DCE	<0.014	<0.014
trans-1,2-DCE	<0.022	<0.022
PCE	<0.024	<0.024
1,1,1-TCA	<0.011	**0.45**
TCE	<0.017	<0.017
VC	<0.016	<0.016

MW-11		
Depth:	5-7.5	15-17.5
Date:	1/15/15	
Sat / Unsat:	U	U
1,1-DCA	<0.025	<0.025
1,1-DCE	<0.029	<0.029
cis-1,2-DCE	<0.021	<0.021
trans-1,2-DCE	<0.024	<0.024
PCE	<0.054	<0.054
1,1,1-TCA	**0.88**	**3.11**
TCE	**[1.51]**	**[3.3]**
VC	<0.01	<0.01

B-7 (UST)		
Depth:	2-4	4-6
Date:	8/30/11	
Sat / Unsat:	U	U
1,1-DCA	<0.011	<0.011
1,1-DCE	<0.022	<0.022
cis-1,2-DCE	<0.014	<0.014
trans-1,2-DCE	<0.022	<0.022
PCE	<0.024	<0.024
1,1,1-TCA	<0.011	**0.162**
TCE	**0.031**	<0.017
VC	<0.016	<0.016

B-3 (UST)		
Depth:	2-4	6-8
Date:	8/30/11	
Sat / Unsat:	U	U
1,1-DCA	<0.011	<0.011
1,1-DCE	<0.022	<0.022
cis-1,2-DCE	<0.014	<0.014
trans-1,2-DCE	<0.022	<0.022
PCE	<0.024	<0.024
1,1,1-TCA	0.046	<0.011
TCE	**0.079**	<0.017
VC	<0.016	<0.016

ANALYTICAL KEY

1,1-DCA = 1,1-DICHLOROETHANE
1,1-DCE = 1,1-DICHLOROETHENE
cis-1,2-DCE = cis-1,2-DICHLOROETHENE
trans-1,2-DCE = trans-1,2-DICHLOROETHENE
PCE = TETRACHLOROETHENE
1,1,1-TCA = 1,1,1-TETRACHLOROETHANE
TCE = TRICHLOROETHENE
VC = VINYL CHLORIDE

PLEASE NOTE: SAMPLES SUBMITTED FROM SOIL BORINGS B-8, B-9, MW-4, MW-5, B-1 (UST), B-4 (UST), B-5 (UST), MW-10, MW-12, AND GP-14 HAD NO DETECTIONS OF CVOCs. THEREFORE, THOSE SAMPLES ARE NOT INCLUDED ON THIS FIGURE. PLEASE REFER TO SOIL ANALYTICAL TABLES FOR COMPLETE RESULTS.

BOLD = CONCENTRATION EXCEEDS GROUNDWATER PATHWAY RCL (ALL SAMPLES)
[ ] = CONCENTRATION EXCEEDS NON-INDUSTRIAL DIRECT CONTACT RCL (ALL SAMPLES)
{ } = CONCENTRATION EXCEEDS INDUSTRIAL DIRECT CONTACT RCL (ALL SAMPLES)

ALL CONCENTRATIONS REPORTED IN MILLIGRAMS PER KILOGRAM (mg/kg)

THE SIGMA GROUP
Single Source. Sound Solutions.

SOIL QUALITY MAP - CVOCs

ACME Galvanzing
2730 South 19th Street
Milwaukee, WI

FIGURE
9

Project: 12884 | Directory: Figures | Created by: JJK | Date: 4/18/2018 | Filename: ACME.pdf | Coordinate System: NAD 1927 StatePlane Wisconsin South FIPS 4803

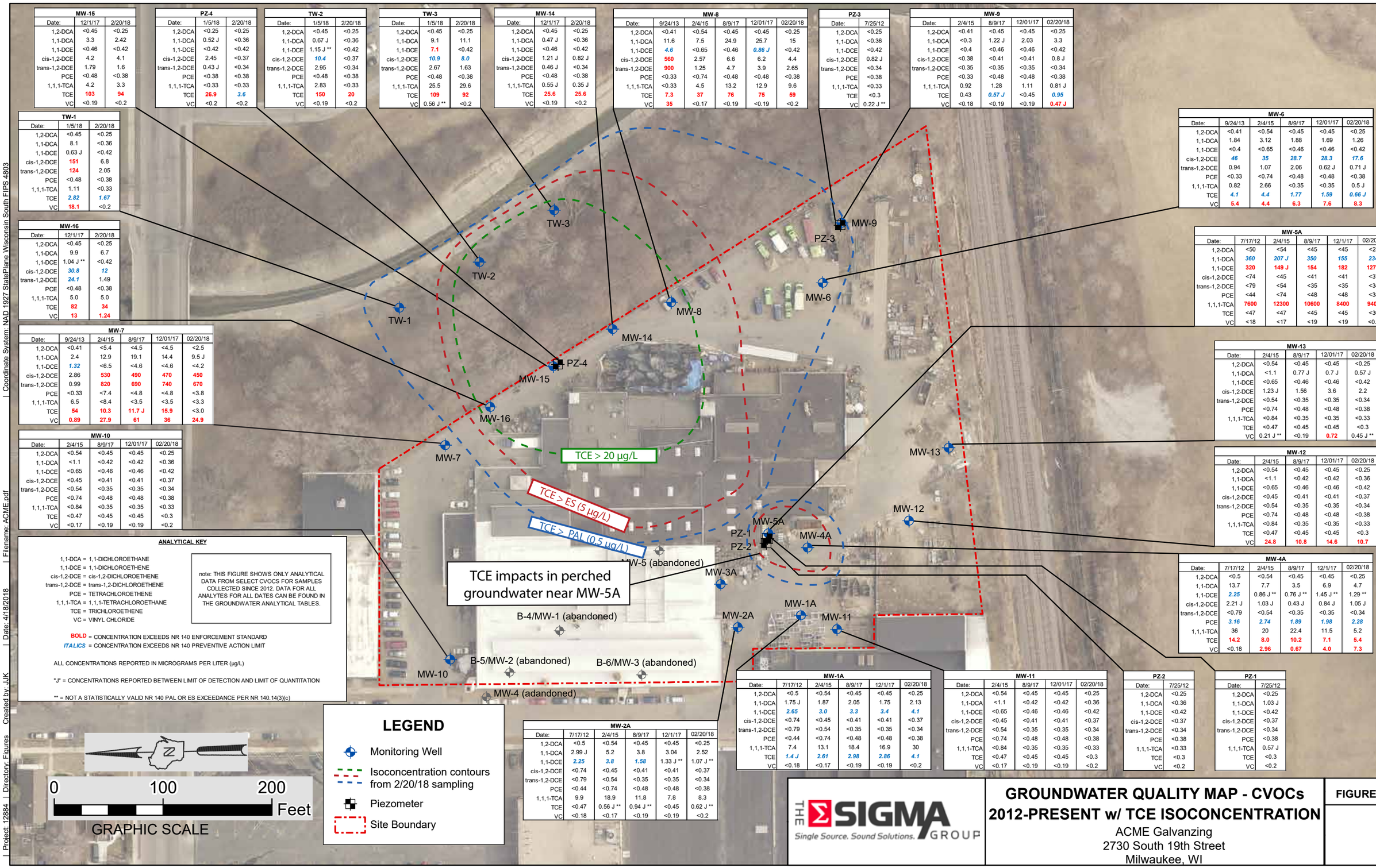

MW-15		
Date:	12/1/17	2/20/18
1,2-DCA	<0.45	<0.25
1,1-DCA	3.3	2.42
1,1-DCE	<0.46	<0.42
cis-1,2-DCE	4.2	4.1
trans-1,2-DCE	1.79	1.6
PCE	<0.48	<0.38
1,1,1-TCA	4.2	3.3
TCE	**103**	**94**
VC	<0.19	<0.2

PZ-4		
Date:	1/5/18	2/20/18
1,2-DCA	<0.25	<0.25
1,1-DCA	0.52 J	<0.36
1,1-DCE	<0.42	<0.42
cis-1,2-DCE	2.45	<0.37
trans-1,2-DCE	0.43 J	<0.34
PCE	<0.38	<0.38
1,1,1-TCA	<0.33	<0.33
TCE	**26.9**	***3.6***
VC	<0.2	<0.2

TW-2		
Date:	1/5/18	2/20/18
1,2-DCA	<0.45	<0.25
1,1-DCA	0.67 J	<0.36
1,1-DCE	1.15 J **	<0.42
cis-1,2-DCE	***10.4***	<0.37
trans-1,2-DCE	2.95	<0.34
PCE	<0.48	<0.38
1,1,1-TCA	2.83	<0.33
TCE	**150**	**20**
VC	<0.19	<0.2

TW-3		
Date:	1/5/18	2/20/18
1,2-DCA	<0.45	<0.25
1,1-DCA	9.1	11.1
1,1-DCE	**7.1**	<0.42
cis-1,2-DCE	***10.9***	***8.0***
trans-1,2-DCE	2.67	1.63
PCE	<0.48	<0.38
1,1,1-TCA	25.5	29.6
TCE	**109**	**92**
VC	0.56 J **	<0.2

MW-14		
Date:	12/1/17	2/20/18
1,2-DCA	<0.45	<0.25
1,1-DCA	0.47 J	<0.36
1,1-DCE	<0.46	<0.42
cis-1,2-DCE	1.21 J	0.82 J
trans-1,2-DCE	0.46 J	<0.34
PCE	<0.48	<0.38
1,1,1-TCA	0.55 J	0.35 J
TCE	**25.6**	**25.6**
VC	<0.19	<0.2

MW-8				
Date:	9/24/13	2/4/15	8/9/17	12/01/17	02/20/18
1,2-DCA	<0.41	<0.54	<0.45	<0.45	<0.25
1,1-DCA	11.6	7.5	24.9	25.7	15
1,1-DCE	***4.6***	<0.65	<0.46	***0.86 J***	<0.42
cis-1,2-DCE	**560**	2.57	6.6	6.2	4.4
trans-1,2-DCE	**900**	1.25	4.7	3.9	2.65
PCE	<0.33	<0.74	<0.48	<0.48	<0.38
1,1,1-TCA	<0.33	4.5	13.2	12.9	9.6
TCE	**7.3**	**37**	**76**	**75**	**59**
VC	**35**	<0.17	<0.19	<0.19	<0.2

PZ-3	
Date:	7/25/12
1,2-DCA	<0.25
1,1-DCA	<0.36
1,1-DCE	<0.42
cis-1,2-DCE	0.82 J
trans-1,2-DCE	<0.34
PCE	<0.38
1,1,1-TCA	<0.33
TCE	<0.3
VC	0.22 J **

MW-9				
Date:	2/4/15	8/9/17	12/01/17	02/20/18
1,2-DCA	<0.41	<0.45	<0.45	<0.25
1,1-DCA	<0.3	1.22 J	2.03	3.3
1,1-DCE	<0.4	<0.46	<0.46	<0.42
cis-1,2-DCE	<0.38	<0.41	<0.41	0.8 J
trans-1,2-DCE	<0.35	<0.35	<0.35	<0.34
PCE	<0.33	<0.48	<0.48	<0.38
1,1,1-TCA	0.92	1.28	1.11	0.81 J
TCE	0.43	***0.57 J***	<0.45	***0.95***
VC	<0.18	<0.19	<0.19	**0.47 J**

TW-1		
Date:	1/5/18	2/20/18
1,2-DCA	<0.45	<0.25
1,1-DCA	8.1	<0.36
1,1-DCE	0.63 J	<0.42
cis-1,2-DCE	**151**	6.8
trans-1,2-DCE	**124**	2.05
PCE	<0.48	<0.38
1,1,1-TCA	1.11	<0.33
TCE	***2.82***	***1.67***
VC	**18.1**	<0.2

MW-16		
Date:	12/1/17	2/20/18
1,2-DCA	<0.45	<0.25
1,1-DCA	9.9	6.7
1,1-DCE	1.04 J **	<0.42
cis-1,2-DCE	***30.8***	***12***
trans-1,2-DCE	***24.1***	1.49
PCE	<0.48	<0.38
1,1,1-TCA	5.0	5.0
TCE	**82**	**34**
VC	**13**	**1.24**

MW-7					
Date:	9/24/13	2/4/15	8/9/17	12/01/17	02/20/18
1,2-DCA	<0.41	<5.4	<4.5	<4.5	<2.5
1,1-DCA	2.4	12.9	19.1	14.4	9.5 J
1,1-DCE	***1.32***	<6.5	<4.6	<4.6	<4.2
cis-1,2-DCE	2.86	**530**	**490**	**470**	**450**
trans-1,2-DCE	0.99	**820**	**690**	**740**	**670**
PCE	<0.33	<7.4	<4.8	<4.8	<3.8
1,1,1-TCA	6.5	<8.4	<3.5	<3.5	<3.3
TCE	**54**	**10.3**	**11.7 J**	**15.9**	<3.0
VC	**0.89**	**27.9**	**61**	**36**	**24.9**

MW-10				
Date:	2/4/15	8/9/17	12/01/17	02/20/18
1,2-DCA	<0.54	<0.45	<0.45	<0.25
1,1-DCA	<1.1	<0.42	<0.42	<0.36
1,1-DCE	<0.65	<0.46	<0.46	<0.42
cis-1,2-DCE	<0.45	<0.41	<0.41	<0.37
trans-1,2-DCE	<0.54	<0.35	<0.35	<0.34
PCE	<0.74	<0.48	<0.48	<0.38
1,1,1-TCA	<0.84	<0.35	<0.35	<0.33
TCE	<0.47	<0.45	<0.45	<0.3
VC	<0.17	<0.19	<0.19	<0.2

MW-6					
Date:	9/24/13	2/4/15	8/9/17	12/01/17	02/20/18
1,2-DCA	<0.41	<0.54	<0.45	<0.45	<0.25
1,1-DCA	1.84	3.12	1.88	1.69	1.26
1,1-DCE	<0.4	<0.65	<0.46	<0.46	<0.42
cis-1,2-DCE	***46***	***35***	***28.7***	***28.3***	***17.6***
trans-1,2-DCE	0.94	1.07	2.06	0.62 J	0.71 J
PCE	<0.33	<0.74	<0.48	<0.48	<0.38
1,1,1-TCA	0.82	2.66	<0.35	<0.35	0.5 J
TCE	***4.1***	***4.4***	***1.77***	***1.59***	***0.66 J***
VC	**5.4**	**4.4**	**6.3**	**7.6**	**8.3**

MW-5A					
Date:	7/17/12	2/4/15	8/9/17	12/1/17	02/20/18
1,2-DCA	<50	<54	<45	<45	<25
1,1-DCA	***360***	***207 J***	***350***	***155***	***234***
1,1-DCE	**320**	**149 J**	**154**	**182**	**127 J**
cis-1,2-DCE	<74	<45	<41	<41	<37
trans-1,2-DCE	<79	<54	<35	<35	<34
PCE	<44	<74	<48	<48	<38
1,1,1-TCA	**7600**	**12300**	**10600**	**8400**	**9400**
TCE	<47	<47	<45	<45	<30
VC	<18	<17	<19	<19	<0.2

MW-13				
Date:	2/4/15	8/9/17	12/01/17	02/20/18
1,2-DCA	<0.54	<0.45	<0.45	<0.25
1,1-DCA	<1.1	0.77 J	0.7 J	0.57 J
1,1-DCE	<0.65	<0.46	<0.46	<0.42
cis-1,2-DCE	1.23 J	1.56	3.6	2.2
trans-1,2-DCE	<0.54	<0.35	<0.35	<0.34
PCE	<0.74	<0.48	<0.48	<0.38
1,1,1-TCA	<0.84	<0.35	<0.35	<0.33
TCE	<0.47	<0.45	<0.45	<0.3
VC	0.21 J **	<0.19	**0.72**	0.45 J **

MW-12				
Date:	2/4/15	8/9/17	12/01/17	02/20/18
1,2-DCA	<0.54	<0.45	<0.45	<0.25
1,1-DCA	<1.1	<0.42	<0.42	<0.36
1,1-DCE	<0.65	<0.46	<0.46	<0.42
cis-1,2-DCE	<0.45	<0.41	<0.41	<0.37
trans-1,2-DCE	<0.54	<0.35	<0.35	<0.34
PCE	<0.74	<0.48	<0.48	<0.38
1,1,1-TCA	<0.84	<0.35	<0.35	<0.33
TCE	<0.47	<0.45	<0.45	<0.3
VC	**24.8**	**10.8**	**14.6**	**10.7**

MW-4A					
Date:	7/17/12	2/4/15	8/9/17	12/1/17	02/20/18
1,2-DCA	<0.5	<0.54	<0.45	<0.45	<0.25
1,1-DCA	13.7	7.7	3.5	6.9	4.7
1,1-DCE	***2.25***	0.86 J **	0.76 J **	1.45 J **	1.29 **
cis-1,2-DCE	2.21 J	1.03 J	0.43 J	0.84 J	1.05 J
trans-1,2-DCE	<0.79	<0.54	<0.35	<0.35	<0.34
PCE	***3.16***	***2.74***	***1.89***	***1.98***	***2.28***
1,1,1-TCA	36	20	22.4	11.5	5.2
TCE	**14.2**	**8.0**	**10.2**	**7.1**	**5.4**
VC	<0.18	**2.96**	**0.67**	**4.0**	**7.3**

MW-1A					
Date:	7/17/12	2/4/15	8/9/17	12/1/17	02/20/18
1,2-DCA	<0.5	<0.54	<0.45	<0.45	<0.25
1,1-DCA	1.75 J	1.87	2.05	1.75	2.13
1,1-DCE	***2.65***	***3.0***	***3.3***	***3.4***	***4.1***
cis-1,2-DCE	<0.74	<0.45	<0.41	<0.41	<0.37
trans-1,2-DCE	<0.79	<0.54	<0.35	<0.35	<0.34
PCE	<0.44	<0.74	<0.48	<0.48	<0.38
1,1,1-TCA	7.4	13.1	18.4	16.9	30
TCE	***1.4 J***	***2.61***	***2.98***	***2.86***	***4.1***
VC	<0.18	<0.17	<0.19	<0.19	<0.2

MW-11				
Date:	2/4/15	8/9/17	12/01/17	02/20/18
1,2-DCA	<0.54	<0.45	<0.45	<0.25
1,1-DCA	<1.1	<0.42	<0.42	<0.36
1,1-DCE	<0.65	<0.46	<0.46	<0.42
cis-1,2-DCE	<0.45	<0.41	<0.41	<0.37
trans-1,2-DCE	<0.54	<0.35	<0.35	<0.34
PCE	<0.74	<0.48	<0.48	<0.38
1,1,1-TCA	<0.84	<0.35	<0.35	<0.33
TCE	<0.47	<0.45	<0.45	<0.3
VC	<0.17	<0.19	<0.19	<0.2

PZ-2	
Date:	7/25/12
1,2-DCA	<0.25
1,1-DCA	<0.36
1,1-DCE	<0.42
cis-1,2-DCE	<0.37
trans-1,2-DCE	<0.34
PCE	<0.38
1,1,1-TCA	<0.33
TCE	<0.3
VC	<0.2

PZ-1	
Date:	7/25/12
1,2-DCA	<0.25
1,1-DCA	1.03 J
1,1-DCE	<0.42
cis-1,2-DCE	<0.37
trans-1,2-DCE	<0.34
PCE	<0.38
1,1,1-TCA	0.57 J
TCE	<0.3
VC	<0.2

MW-2A					
Date:	7/17/12	2/4/15	8/9/17	12/1/17	02/20/18
1,2-DCA	<0.5	<0.54	<0.45	<0.45	<0.25
1,1-DCA	2.99 J	5.2	3.8	3.04	2.52
1,1-DCE	***2.25***	***3.8***	***1.58***	1.33 J **	1.07 J **
cis-1,2-DCE	<0.74	<0.45	<0.41	<0.41	<0.37
trans-1,2-DCE	<0.79	<0.54	<0.35	<0.35	<0.34
PCE	<0.44	<0.74	<0.48	<0.48	<0.38
1,1,1-TCA	9.9	18.9	11.8	7.8	8.3
TCE	<0.47	0.56 J **	0.94 J **	<0.45	0.62 J **
VC	<0.18	<0.17	<0.19	<0.19	<0.2

ANALYTICAL KEY

1,1-DCA = 1,1-DICHLOROETHANE
1,1-DCE = 1,1-DICHLOROETHENE
cis-1,2-DCE = cis-1,2-DICHLOROETHENE
trans-1,2-DCE = trans-1,2-DICHLOROETHENE
PCE = TETRACHLOROETHENE
1,1,1-TCA = 1,1,1-TETRACHLOROETHANE
TCE = TRICHLOROETHENE
VC = VINYL CHLORIDE

note: THIS FIGURE SHOWS ONLY ANALYTICAL DATA FROM SELECT CVOCS FOR SAMPLES COLLECTED SINCE 2012. DATA FOR ALL ANALYTES FOR ALL DATES CAN BE FOUND IN THE GROUNDWATER ANALYTICAL TABLES.

BOLD = CONCENTRATION EXCEEDS NR 140 ENFORCEMENT STANDARD
ITALICS = CONCENTRATION EXCEEDS NR 140 PREVENTIVE ACTION LIMIT

ALL CONCENTRATIONS REPORTED IN MICROGRAMS PER LITER (µg/L)

"J" = CONCENTRATIONS REPORTED BETWEEN LIMIT OF DETECTION AND LIMIT OF QUANTITATION

** = NOT A STATISTICALLY VALID NR 140 PAL OR ES EXCEEDANCE PER NR 140.14(3)(c)

THE SIGMA GROUP
Single Source. Sound Solutions.

GROUNDWATER QUALITY MAP - CVOCs 2012-PRESENT w/ TCE ISOCONCENTRATION

ACME Galvanzing
2730 South 19th Street
Milwaukee, WI

FIGURE

Project: 12884	Directory: Figures	Created by: JJK	Date: 4/18/2018	Filename: ACME.pdf	Coordinate System: NAD 1927 StatePlane Wisconsin South FIPS 4803

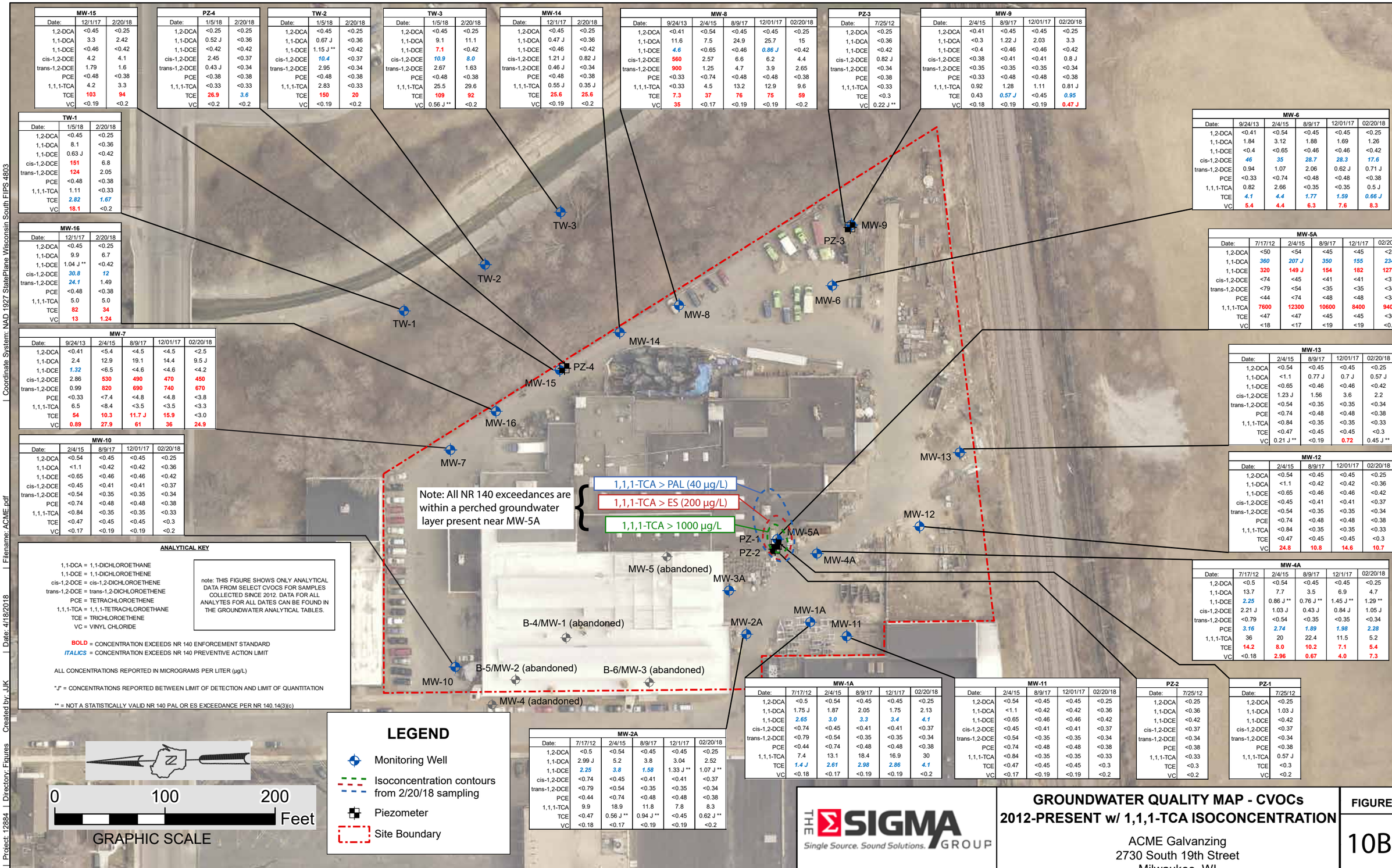

MW-15

Date:	12/1/17	2/20/18
1,2-DCA	<0.45	<0.25
1,1-DCA	3.3	2.42
1,1-DCE	<0.46	<0.42
cis-1,2-DCE	4.2	4.1
trans-1,2-DCE	1.79	1.6
PCE	<0.48	<0.38
1,1,1-TCA	4.2	3.3
TCE	**103**	**94**
VC	<0.19	<0.2

PZ-4

Date:	1/5/18	2/20/18
1,2-DCA	<0.25	<0.25
1,1-DCA	0.52 J	<0.36
1,1-DCE	<0.42	<0.42
cis-1,2-DCE	2.45	<0.37
trans-1,2-DCE	0.43 J	<0.34
PCE	<0.38	<0.38
1,1,1-TCA	<0.33	<0.33
TCE	**26.9**	***3.6***
VC	<0.2	<0.2

TW-2

Date:	1/5/18	2/20/18
1,2-DCA	<0.45	<0.25
1,1-DCA	0.67 J	<0.36
1,1-DCE	1.15 J **	<0.42
cis-1,2-DCE	***10.4***	<0.37
trans-1,2-DCE	2.95	<0.34
PCE	<0.48	<0.38
1,1,1-TCA	2.83	<0.33
TCE	**150**	**20**
VC	<0.19	<0.2

TW-3

Date:	1/5/18	2/20/18
1,2-DCA	<0.45	<0.25
1,1-DCA	9.1	11.1
1,1-DCE	**7.1**	<0.42
cis-1,2-DCE	***10.9***	***8.0***
trans-1,2-DCE	2.67	1.63
PCE	<0.48	<0.38
1,1,1-TCA	25.5	29.6
TCE	**109**	**92**
VC	0.56 J **	<0.2

MW-14

Date:	12/1/17	2/20/18
1,2-DCA	<0.45	<0.25
1,1-DCA	0.47 J	<0.36
1,1-DCE	<0.46	<0.42
cis-1,2-DCE	1.21 J	0.82 J
trans-1,2-DCE	0.46 J	<0.34
PCE	<0.48	<0.38
1,1,1-TCA	0.55 J	0.35 J
TCE	**25.6**	**25.6**
VC	<0.19	<0.2

MW-8

Date:	9/24/13	2/4/15	8/9/17	12/01/17	02/20/18
1,2-DCA	<0.41	<0.54	<0.45	<0.45	<0.25
1,1-DCA	11.6	7.5	24.9	25.7	15
1,1-DCE	***4.6***	<0.65	<0.46	***0.86 J***	<0.42
cis-1,2-DCE	**560**	2.57	6.6	6.2	4.4
trans-1,2-DCE	**900**	1.25	4.7	3.9	2.65
PCE	<0.33	<0.74	<0.48	<0.48	<0.38
1,1,1-TCA	<0.33	4.5	13.2	12.9	9.6
TCE	**7.3**	**37**	**76**	**75**	**59**
VC	**35**	<0.17	<0.19	<0.19	<0.2

PZ-3

Date:	7/25/12
1,2-DCA	<0.25
1,1-DCA	<0.36
1,1-DCE	<0.42
cis-1,2-DCE	0.82 J
trans-1,2-DCE	<0.34
PCE	<0.38
1,1,1-TCA	<0.33
TCE	<0.3
VC	0.22 J **

MW-9

Date:	2/4/15	8/9/17	12/01/17	02/20/18
1,2-DCA	<0.41	<0.45	<0.45	<0.25
1,1-DCA	<0.3	1.22 J	2.03	3.3
1,1-DCE	<0.4	<0.46	<0.46	<0.42
cis-1,2-DCE	<0.38	<0.41	<0.41	0.8 J
trans-1,2-DCE	<0.35	<0.35	<0.35	<0.34
PCE	<0.33	<0.48	<0.48	<0.38
1,1,1-TCA	0.92	1.28	1.11	0.81 J
TCE	0.43	***0.57 J***	<0.45	***0.95***
VC	<0.18	<0.19	<0.19	**0.47 J**

TW-1

Date:	1/5/18	2/20/18
1,2-DCA	<0.45	<0.25
1,1-DCA	8.1	<0.36
1,1-DCE	0.63 J	<0.42
cis-1,2-DCE	**151**	6.8
trans-1,2-DCE	**124**	2.05
PCE	<0.48	<0.38
1,1,1-TCA	1.11	<0.33
TCE	***2.82***	***1.67***
VC	**18.1**	<0.2

MW-16

Date:	12/1/17	2/20/18
1,2-DCA	<0.45	<0.25
1,1-DCA	9.9	6.7
1,1-DCE	1.04 J **	<0.42
cis-1,2-DCE	***30.8***	***12***
trans-1,2-DCE	***24.1***	1.49
PCE	<0.48	<0.38
1,1,1-TCA	5.0	5.0
TCE	**82**	**34**
VC	**13**	**1.24**

MW-7

Date:	9/24/13	2/4/15	8/9/17	12/01/17	02/20/18
1,2-DCA	<0.41	<5.4	<4.5	<4.5	<2.5
1,1-DCA	2.4	12.9	19.1	14.4	9.5 J
1,1-DCE	***1.32***	<6.5	<4.6	<4.6	<4.2
cis-1,2-DCE	2.86	**530**	**490**	**470**	**450**
trans-1,2-DCE	0.99	**820**	**690**	**740**	**670**
PCE	<0.33	<7.4	<4.8	<4.8	<3.8
1,1,1-TCA	6.5	<8.4	<3.5	<3.5	<3.3
TCE	**54**	**10.3**	**11.7 J**	**15.9**	<3.0
VC	**0.89**	**27.9**	**61**	**36**	**24.9**

MW-10

Date:	2/4/15	8/9/17	12/01/17	02/20/18
1,2-DCA	<0.54	<0.45	<0.45	<0.25
1,1-DCA	<1.1	<0.42	<0.42	<0.36
1,1-DCE	<0.65	<0.46	<0.46	<0.42
cis-1,2-DCE	<0.45	<0.41	<0.41	<0.37
trans-1,2-DCE	<0.54	<0.35	<0.35	<0.34
PCE	<0.74	<0.48	<0.48	<0.38
1,1,1-TCA	<0.84	<0.35	<0.35	<0.33
TCE	<0.47	<0.45	<0.45	<0.3
VC	<0.17	<0.19	<0.19	<0.2

MW-6

Date:	9/24/13	2/4/15	8/9/17	12/01/17	02/20/18
1,2-DCA	<0.41	<0.54	<0.45	<0.45	<0.25
1,1-DCA	1.84	3.12	1.88	1.69	1.26
1,1-DCE	<0.4	<0.65	<0.46	<0.46	<0.42
cis-1,2-DCE	***46***	***35***	***28.7***	***28.3***	***17.6***
trans-1,2-DCE	0.94	1.07	2.06	0.62 J	0.71 J
PCE	<0.33	<0.74	<0.48	<0.48	<0.38
1,1,1-TCA	0.82	2.66	<0.35	<0.35	0.5 J
TCE	***4.1***	***4.4***	***1.77***	***1.59***	***0.66 J***
VC	**5.4**	**4.4**	**6.3**	**7.6**	**8.3**

MW-5A

Date:	7/17/12	2/4/15	8/9/17	12/1/17	02/20/18
1,2-DCA	<50	<54	<45	<45	<25
1,1-DCA	***360***	***207 J***	***350***	***155***	***234***
1,1-DCE	**320**	**149 J**	**154**	**182**	**127 J**
cis-1,2-DCE	<74	<45	<41	<41	<37
trans-1,2-DCE	<79	<54	<35	<35	<34
PCE	<44	<74	<48	<48	<38
1,1,1-TCA	**7600**	**12300**	**10600**	**8400**	**9400**
TCE	<47	<47	<45	<45	<30
VC	<18	<17	<19	<19	<0.2

MW-13

Date:	2/4/15	8/9/17	12/01/17	02/20/18
1,2-DCA	<0.54	<0.45	<0.45	<0.25
1,1-DCA	<1.1	0.77 J	0.7 J	0.57 J
1,1-DCE	<0.65	<0.46	<0.46	<0.42
cis-1,2-DCE	1.23 J	1.56	3.6	2.2
trans-1,2-DCE	<0.54	<0.35	<0.35	<0.34
PCE	<0.74	<0.48	<0.48	<0.38
1,1,1-TCA	<0.84	<0.35	<0.35	<0.33
TCE	<0.47	<0.45	<0.45	<0.3
VC	0.21 J **	<0.19	**0.72**	0.45 J **

MW-12

Date:	2/4/15	8/9/17	12/01/17	02/20/18
1,2-DCA	<0.54	<0.45	<0.45	<0.25
1,1-DCA	<1.1	<0.42	<0.42	<0.36
1,1-DCE	<0.65	<0.46	<0.46	<0.42
cis-1,2-DCE	<0.45	<0.41	<0.41	<0.37
trans-1,2-DCE	<0.54	<0.35	<0.35	<0.34
PCE	<0.74	<0.48	<0.48	<0.38
1,1,1-TCA	<0.84	<0.35	<0.35	<0.33
TCE	<0.47	<0.45	<0.45	<0.3
VC	**24.8**	**10.8**	**14.6**	**10.7**

MW-4A

Date:	7/17/12	2/4/15	8/9/17	12/1/17	02/20/18
1,2-DCA	<0.5	<0.54	<0.45	<0.45	<0.25
1,1-DCA	13.7	7.7	3.5	6.9	4.7
1,1-DCE	***2.25***	0.86 J **	0.76 J **	1.45 J **	1.29 **
cis-1,2-DCE	2.21 J	1.03 J	0.43 J	0.84 J	1.05 J
trans-1,2-DCE	<0.79	<0.54	<0.35	<0.35	<0.34
PCE	***3.16***	***2.74***	***1.89***	***1.98***	***2.28***
1,1,1-TCA	36	20	22.4	11.5	5.2
TCE	**14.2**	**8.0**	**10.2**	**7.1**	**5.4**
VC	<0.18	**2.96**	**0.67**	**4.0**	**7.3**

ANALYTICAL KEY

1,1-DCA = 1,1-DICHLOROETHANE
1,1-DCE = 1,1-DICHLOROETHENE
cis-1,2-DCE = cis-1,2-DICHLOROETHENE
trans-1,2-DCE = trans-1,2-DICHLOROETHENE
PCE = TETRACHLOROETHENE
1,1,1-TCA = 1,1,1-TETRACHLOROETHANE
TCE = TRICHLOROETHENE
VC = VINYL CHLORIDE

note: THIS FIGURE SHOWS ONLY ANALYTICAL DATA FROM SELECT CVOCS FOR SAMPLES COLLECTED SINCE 2012. DATA FOR ALL ANALYTES FOR ALL DATES CAN BE FOUND IN THE GROUNDWATER ANALYTICAL TABLES.

BOLD = CONCENTRATION EXCEEDS NR 140 ENFORCEMENT STANDARD
ITALICS = CONCENTRATION EXCEEDS NR 140 PREVENTIVE ACTION LIMIT

ALL CONCENTRATIONS REPORTED IN MICROGRAMS PER LITER (µg/L)

"J" = CONCENTRATIONS REPORTED BETWEEN LIMIT OF DETECTION AND LIMIT OF QUANTITATION

** = NOT A STATISTICALLY VALID NR 140 PAL OR ES EXCEEDANCE PER NR 140.14(3)(c)

MW-2A

Date:	7/17/12	2/4/15	8/9/17	12/1/17	02/20/18
1,2-DCA	<0.5	<0.54	<0.45	<0.45	<0.25
1,1-DCA	2.99 J	5.2	3.8	3.04	2.52
1,1-DCE	***2.25***	***3.8***	***1.58***	1.33 J **	1.07 J **
cis-1,2-DCE	<0.74	<0.45	<0.41	<0.41	<0.37
trans-1,2-DCE	<0.79	<0.54	<0.35	<0.35	<0.34
PCE	<0.44	<0.74	<0.48	<0.48	<0.38
1,1,1-TCA	9.9	18.9	11.8	7.8	8.3
TCE	<0.47	0.56 J **	0.94 J **	<0.45	0.62 J **
VC	<0.18	<0.17	<0.19	<0.19	<0.2

MW-1A

Date:	7/17/12	2/4/15	8/9/17	12/1/17	02/20/18
1,2-DCA	<0.5	<0.54	<0.45	<0.45	<0.25
1,1-DCA	1.75 J	1.87	2.05	1.75	2.13
1,1-DCE	***2.65***	***3.0***	***3.3***	***3.4***	***4.1***
cis-1,2-DCE	<0.74	<0.45	<0.41	<0.41	<0.37
trans-1,2-DCE	<0.79	<0.54	<0.35	<0.35	<0.34
PCE	<0.44	<0.74	<0.48	<0.48	<0.38
1,1,1-TCA	7.4	13.1	18.4	16.9	30
TCE	***1.4 J***	***2.61***	***2.98***	***2.86***	***4.1***
VC	<0.18	<0.17	<0.19	<0.19	<0.2

MW-11

Date:	2/4/15	8/9/17	12/01/17	02/20/18
1,2-DCA	<0.54	<0.45	<0.45	<0.25
1,1-DCA	<1.1	<0.42	<0.42	<0.36
1,1-DCE	<0.65	<0.46	<0.46	<0.42
cis-1,2-DCE	<0.45	<0.41	<0.41	<0.37
trans-1,2-DCE	<0.54	<0.35	<0.35	<0.34
PCE	<0.74	<0.48	<0.48	<0.38
1,1,1-TCA	<0.84	<0.35	<0.35	<0.33
TCE	<0.47	<0.45	<0.45	<0.3
VC	<0.17	<0.19	<0.19	<0.2

PZ-2

Date:	7/25/12
1,2-DCA	<0.25
1,1-DCA	<0.36
1,1-DCE	<0.42
cis-1,2-DCE	<0.37
trans-1,2-DCE	<0.34
PCE	<0.38
1,1,1-TCA	<0.33
TCE	<0.3
VC	<0.2

PZ-1

Date:	7/25/12
1,2-DCA	<0.25
1,1-DCA	1.03 J
1,1-DCE	<0.42
cis-1,2-DCE	<0.37
trans-1,2-DCE	<0.34
PCE	<0.38
1,1,1-TCA	0.57 J
TCE	<0.3
VC	<0.2

THE SIGMA GROUP
Single Source. Sound Solutions.

GROUNDWATER QUALITY MAP - CVOCs
2012-PRESENT w/ 1,1,1-TCA ISOCONCENTRATION

ACME Galvanzing
2730 South 19th Street
Milwaukee, WI

FIGURE
10B

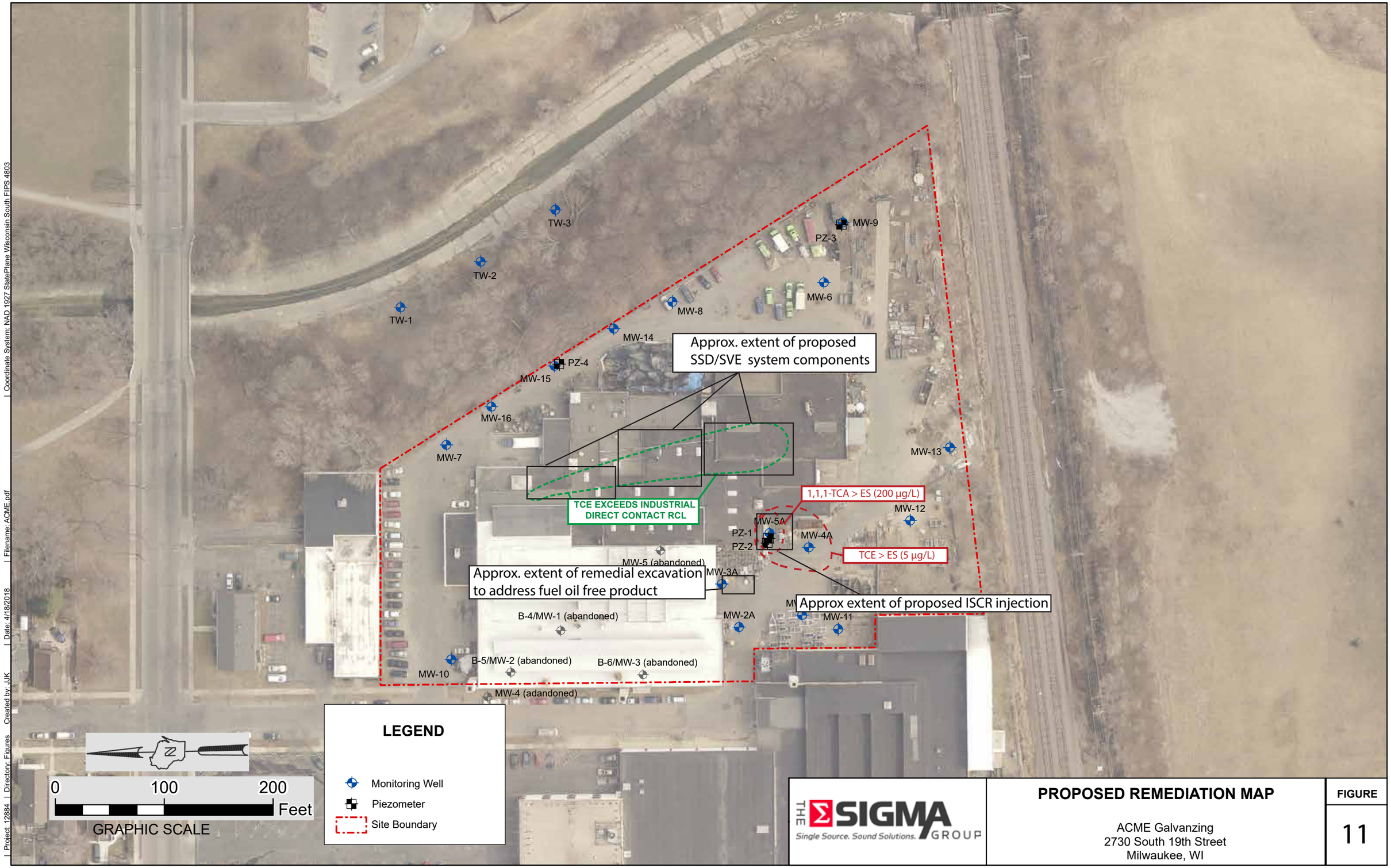

PROPOSED REMEDIATION MAP

ACME Galvanzing
2730 South 19th Street
Milwaukee, WI

FIGURE
11

Project: 12884 | Directory: Figures | Created by: JJK | Date: 4/18/2018 | Filename: ACME.pdf | Coordinate System: NAD 1927 StatePlane Wisconsin South FIPS 4803

APPENDIX A

Potential Receptor Well Construction Logs

TEST BORING RECORD received from well driller (no WCR was ever filed with DNR).

County: MILWAUKEE ____¼, ____¼, SE¼, sec. 7, T 6 N, R 22 E

As of _____, street address is believed to be _____

508-01BL-1947

KNAACK & SON CO.

TEST BORING RECORD

HOLE NO. 1 DATE OCT - 1947

FIRM INDEPENDENT MIL BREWERY

LOCATION 2701 - S. 13th

FORMATION	THICK-NESS	DEPTH
STONY YELLOW CLAY	4'-6"	4'-6"
SANDY BLUE CLAY	4'	8'-6"
BLUE CLAY	6'-6"	15'
BLUE CLAY	5'	20'
S.E. CORNER.		
508-01-BL-1947		

ML10885

WGNHS ORIGINAL

This form was prepared in 1993 by WG&NHS staff.

TEST BORING RECORD received from well driller (no WCR was ever filed with DNR).

County: MILWAUKEE ____¼, ____¼, SE ¼, sec. 7, T 6 N, R 22 E

As of _____, street address is believed to be _____

KNAACK & SON CO.

TEST BORING RECORD

HOLE NO. 2 DATE OCT - 1947

FIRM INDEPENDENT MIL. BREWERY

LOCATION 2701 - S. 13th

FORMATION	THICK-NESS	DEPTH
FILL - DIRT	5'	5'
FILL - CLAY, CINDERS	4'	9'
FINE GRAVEL (CLAYEY)	1'	10'
PEAT	3'	13'
DIRTY GRAVEL (WET)	3'	16'
STICKY SAND	3'	19'
SANDY BLUE CLAY	4'	23'
STONEY BLUE CLAY	7'	30'
N.E. CORNER		

ML10886

This form was prepared in 1993 by WG&NHS staff.

WGNHS ORIGINAL

TEST BORING RECORD received from well driller (no WCR was ever filed with DNR).

County: MILWAUKEE ____¼, ____¼, SE ¼, sec. 7, T 6 N, R 22 E

As of _____, street address is believed to be _____

508 -

KNAACK & SON CO.

TEST BORING RECORD

HOLE NO. 3 DATE OCT. 1947

FIRM INDEPENDENT MIL BREWERY

LOCATION 2701 - S. 13

FORMATION	THICK-NESS	DEPTH
FILL - (CINDERS - ETC)	4'	4'
FILL - MIXED DIRT	7'-6"	11'-6"
PEAT	5'-6"	17'
COARSE GREY GRAVEL (WET)	1'	18'
SANDY BLUE CLAY	1'	19'
STONY " "	5'	24'
WATER LEVEL -13'		
N. W. CORNER.		

ML10887

This form was prepared in 1993 by WG&NHS staff.

WGNHS ORIGINAL

TEST BORING RECORD received from well driller (no WCR was ever filed with DNR).

County: MILWAUKEE ____¼, ____¼, SE ¼, sec. 7, T 6 N, R 22 E

As of _____, street address is believed to be _____

KNAACK & SON CO.

TEST BORING RECORD

HOLE NO. 4 DATE OCT. -1947

FIRM INDEPENDENT MIL. BREWERY

LOCATION 2701- 13th

FORMATION	THICK-NESS	DEPTH
YELLOW STONY CLAY	4'-6"	4'-6"
BLUE CLAY	5'-6"	10'
SANDY BLUE CLAY	3'	13'
BLUE CLAY	7'	20'
S.W. CORNER.		

ML10888

This form was prepared in 1993 by WG&NHS staff.

WGNHS ORIGINAL

/ELL CONSTRUCTOR'S REPORT — WISCONSIN STATE BOARD OF HEALT. — Wel 6

JUN 17 1965 SANITARY ENGINEERING

COUNTY	CHECK ONE	NAME
Milwaukee	☐ Town ☐ Village ☒ City	Milwaukee

LOCATION (Number and Street or ¼ section, section, township and range. Also give subdivision name, lot and block numbers wh[illegible])

2850 So. 20 Street, Milwaukee, Wis. / T6N R22E NW, SE Sec 7

WELL RECONSTRUCTION REP[illegible]
FOR HIGH CAPACITY WELL

OWNER AT TIME OF DRILLING: CRUCIBLE STEEL CASTING CO.

OWNER'S COMPLETE MAIL ADDRESS: 2850 So. 20th Street, Milwaukee, Wisconsin

Distance in feet from well to nearest: (Record answer in appropriate block)	BUILDING	SANITARY SEWER C. I.	SANITARY SEWER TILE	FLOOR DRAIN C. I	FLOOR DRAIN TILE	FOUNDATION DRAIN SEWER CONNECTED	FOUNDATION DRAIN INDEPENDENT	WASTE WATER DRAIN C. I.	WASTE WATER DRAIN TILE

LEAR WATER DRAIN C. I	LEAR WATER DRAIN TILE	SEPTIC TANK	PRIVY	SEEPAGE PIT	ABSORPTION FIELD	BARN	SILO	ABANDONED WELL	SINK HOLE

THER POLLUTION SOURCES (Give description such as dump, quarry, drainage well, stream, pond, lake, etc.)

Well is intended to supply water for: manufacturing.

. DRILLHOLE

Dia. (in.)	From (ft.)	To (ft.)	Dia (in.)	From (ft.)	To (ft.)
	Surface				

. CASING, LINER, CURBING, AND SCREEN

Dia (in.)	Kind and Weight	From (ft.)	To (ft.)
		Surface	

. GROUT OR OTHER SEALING MATERIAL

Kind	From (ft.)	To (ft.)
	Surface	

10. FORMATIONS

Kind	From (ft.)	To (ft.)
	Surface	
SEE OTHER SIDE		

1. MISCELLANEOUS DATA

'ield test: 8 Hrs. at 500 GPM

)epth from surface to normal water level 160 ft.

)epth to water level when pumping 230 ft.

Well construction completed on June 1965

Well is terminated inches ☐ above ☐ below final grade

Well disinfected upon completion ☐ Yes ☐ No

Well sealed watertight upon completion ☐ Yes ☐ No

Vater sample sent to laboratory on: 19

'our opinion concerning other pollution hazards, information concerning difficulties encountered, and data relating to nearby vells, screens, seals, type of casing joints, method of finishing the well, amount of cement used in grouting, blasting, sub-urface pumprooms, access pits, etc., should be given on reverse side.

IGNATURE: T. E. Leicht
'.E.Leicht
'ield Mgr. & Geologist — Registered Well Driller

COMPLETE MAIL ADDRESS:
LAYNE-NORTHWEST COMPANY
6005 W.Martin Drive, Milwaukee, Wis.53213

Please do not write in space below

COLIFORM TEST RESULT	GAS — 24 HRS.	GAS — 48 HRS.	CONFIRMED	REMARKS
ML 10889	SEE OTHER SIDE			

ML-81-G

WELL CONSTRUCTION REPORT
WISCONSIN STATE BOARD OF HEALTH
WELL CONSTRUCTION DIVISION

APR 13 1943

ML-81-G

Note: Section 31 of the Wisconsin Well Construction Code, having the force and effect of law, provides that within thirty days after completion of every well the driller shall submit a report covering all essential details of construction to the State Board of Health on a form provided by the Board.

Owner Crucible Steel Casting Co. Driller Layne Northwest Company

Street or RFD 2850 So. 20th Street Post Office Milwaukee, Wisconsin

Post Office Milwaukee, Wisconsin Date April Permit No. 29

LOCATION OF PREMISES

Milwaukee County City of Milwaukee Town

Describe further by subdivision, plat, district, lake, lot.

block, nearest principal highway, etc., whichever apply.

The square below represents a section of land divided into 40 acre tracts Mark the position of the premises in the section.

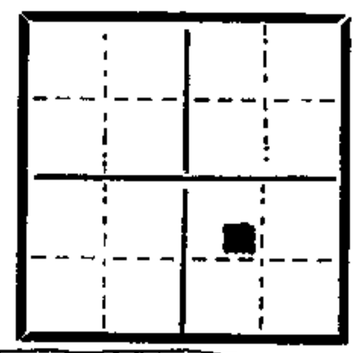

Sec. No. 7

Twp. No. 6 N

Range 22 (E) W

W½, NE, SE, SE, SW, NW, SE, Sec. 7

DIAGRAM OF PREMISES

See Well Construction Report bulletin. In making the diagram in the space below consider 10 ft. as the distance between lines. Be sure to indicate NORTH.

DNR permanent well # 54829

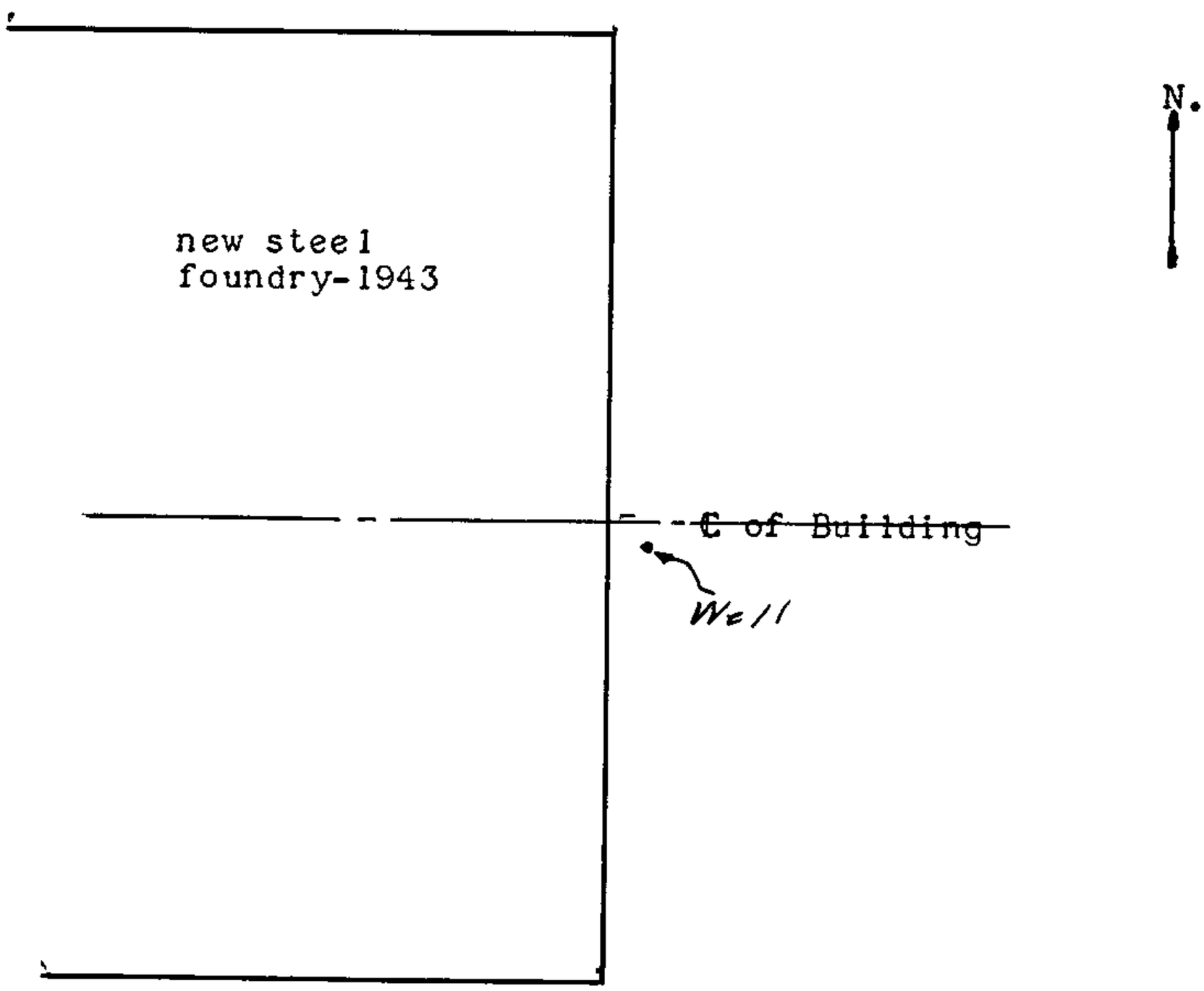

ML 10890

this form may be obtained in lots of 12 for 25c. Send remittance with order to State Board of Health, Well Construction Wis.

APPENDIX B

Soil Boring Logs

State of Wisconsin
Department of Natural Resources

SOIL BORING LOG INFORMATION

Form 4400-122 Rev. 7-98

Route To: Watershed/Wastewater ☐ Waste Management ☐ Remediation/Redevelopment ☐ Other ☐

Facility/Project Name	License/Permit/Monitoring Number	Boring Number
Actions Metals/ACME Galvanizing	-	GP-1

Boring Drilled By: Name of crew chief (first, last) and Firm	Date Drilling Started	Date Drilling Completed	Drilling Method
Tony Kapugi On Site Environmental	10/23/2017	10/23/2017	Direct Push

WI Unique Well No.	DNR Well ID No.	Common Well Name	Final Static Water Level	Surface Elevation	Borehole Diameter
			Feet MSL	635.0 Feet MSL	2.3 inches

Local Grid Origin ☐ (estimated: ☐) or Boring Location ☒
State Plane 369,393 N, 2,552,055 E Ⓢ/C/N
NW 1/4 of SE 1/4 of Section 7, T 6 N, R 22 E
Lat ___ ° ___ ' ___ "
Long ___ ° ___ ' ___ "
Local Grid Location ☐ N ☐ E Feet ☐ S Feet ☐ W

Facility ID	County	County Code	Civil Town/City/ or Village
	Milwaukee	41	Milwaukee

Sample Number and Type	Length Att. & Recovered (in)	Blow Counts	Depth In Feet	Soil/Rock Description And Geologic Origin For Each Major Unit	U S C S	Graphic Log	Well Diagram	PID/FID	Compressive Strength	Moisture Content	Liquid Limit	Plasticity Index	P 200	RQD/ Comments
1 GP	60 29	PUSH	2	SILTY SAND, brown, dense, moist, trace gravel, trace lustous pieces.				1.2						
			4					6.6						
2 GP	60 31	PUSH	6		SM			3.9						
			8					5.2						
3 GP	60 37	PUSH	10					4.8						
			12					8.6						
			14	SILT, black, soft, moist	ML			6.8						
4 GP	84 42	PUSH	16	CLAYEY SAND, medium loose, wet				7.6						
			18		SW-SC			3.5						
			20					4.9						
			22	EOB @ 22' bgs. Abandoned with bentonite chips				9.9						

I hereby certify that the information on this form is true and correct to the best of my knowledge.

Signature

Firm The Sigma Group
1300 W Canal St Milwaukee, WI 53233
Tel: 414-643-4200
Fax: 414-643-4210

This form is authorized by Chapters 281, 283, 289, 291, 292, 293, 295, and 299, Wis. Stats. Completion of this form is mandatory. Failure to file this form may result in forfeiture of between $10 and $25,000, or imprisonment for up to one year, depending on the program and conduct involved. Personally identifiable information on this form is not intended to be be used for any other purpose. NOTE: See instructions for more information, including where the completed form should be sent.

State of Wisconsin
Department of Natural Resources

SOIL BORING LOG INFORMATION

Form 4400-122 Rev. 7-98

Route To: Watershed/Wastewater ☐ Waste Management ☐ Remediation/Redevelopment ☐ Other ☐

Facility/Project Name	License/Permit/Monitoring Number	Boring Number
Actions Metals/ACME Galvanizing	-	GP-2

Boring Drilled By: Name of crew chief (first, last) and Firm	Date Drilling Started	Date Drilling Completed	Drilling Method
Tony Kapugi On Site Environmental	10/23/2017	10/23/2017	Direct Push

WI Unique Well No.	DNR Well ID No.	Common Well Name	Final Static Water Level	Surface Elevation	Borehole Diameter
			Feet MSL	635.0 Feet MSL	2.3 inches

Local Grid Origin ☐ (estimated: ☐) or Boring Location ☒
State Plane 369,366 N, 2,552,028 E Ⓢ/C/N
NW 1/4 of SE 1/4 of Section 7, T 6 N, R 22 E
Lat ___ ° ___ ' ___ "
Long ___ ° ___ ' ___ "
Local Grid Location ☐ N ☐ E Feet ☐ S Feet ☐ W

Facility ID	County	County Code	Civil Town/City/ or Village
	Milwaukee	41	Milwaukee

Sample Number and Type	Length Att. & Recovered (in)	Blow Counts	Depth In Feet	Soil/Rock Description And Geologic Origin For Each Major Unit	U S C S	Graphic Log	Well Diagram	PID/FID	Compressive Strength	Moisture Content	Liquid Limit	Plasticity Index	P 200	RQD/ Comments
1 GP	60 36	PUSH	1.5	SILTY GRAVEL, dark brown, dense, moist, trace sand, trace lustrous pieces	GM			4.9						
			3.0					5.4						
			4.5											
2 GP	60 41	PUSH	6.0	SILTY SAND, orangish tan, dense, moist,	SM			5.8						
			7.5	wet at 8'				6.6						
			9.0					5.4						
3 GP	60 31	PUSH	10.5					3.0						
			12.0											
			13.5	CLAY, greyish brown, stiff, moist	CL			14.6						
			15.0	EOB @ 15' bgs. Abandoned with bentonite chips				8.5						

I hereby certify that the information on this form is true and correct to the best of my knowledge.

Signature Firm The Sigma Group
1300 W Canal St Milwaukee, WI 53233
Tel: 414-643-4200
Fax: 414-643-4210

This form is authorized by Chapters 281, 283, 289, 291, 292, 293, 295, and 299, Wis. Stats. Completion of this form is mandatory. Failure to file this form may result in forfeiture of between $10 and $25,000, or imprisonment for up to one year, depending on the program and conduct involved. Personally identifiable information on this form is not intended to be be used for any other purpose. NOTE: See instructions for more information, including where the completed form should be sent.

State of Wisconsin
Department of Natural Resources

SOIL BORING LOG INFORMATION

Form 4400-122 Rev. 7-98

Route To: Watershed/Wastewater ☐ Waste Management ☐ Remediation/Redevelopment ☐ Other ☐

Facility/Project Name	License/Permit/Monitoring Number	Boring Number
Actions Metals/ACME Galvanizing	-	GP-3

Boring Drilled By: Name of crew chief (first, last) and Firm	Date Drilling Started	Date Drilling Completed	Drilling Method
Tony Kapugi On Site Environmental	10/23/2017	10/23/2017	Direct Push

WI Unique Well No.	DNR Well ID No.	Common Well Name	Final Static Water Level	Surface Elevation	Borehole Diameter
			Feet MSL	635.0 Feet MSL	2.3 inches

Local Grid Origin ☐ (estimated: ☐) or Boring Location ☒
State Plane 369,353 N, 2,552,056 E Ⓢ/C/N
NW 1/4 of SE 1/4 of Section 7, T 6 N, R 22 E
Lat ___ ° ___ ' ___ "
Long ___ ° ___ ' ___ "
Local Grid Location ☐ N ☐ E Feet ☐ S Feet ☐ W

Facility ID	County	County Code	Civil Town/City/ or Village
	Milwaukee	41	Milwaukee

Sample Number and Type	Length Att. & Recovered (in)	Blow Counts	Depth In Feet	Soil/Rock Description And Geologic Origin For Each Major Unit	U S C S	Graphic Log	Well Diagram	PID/FID	Compressive Strength	Moisture Content	Liquid Limit	Plasticity Index	P 200	RQD/ Comments
1 GP	60 30	PUSH	1.5	SILTY SAND, dark brown to black, medium dense, moist, trace gravel, trace lustrous pieces				1.9						
			3.0					3.7						
			4.5											
2 GP	60 24	PUSH	6.0		SM			2.3						
			7.5					4.0						
			9.0					7.2						
3 GP	60 27	PUSH	10.5					12.9						
			12.0	SAND, tan-orange, medium dense, wet, trace gravel, trace silt	SW			13.9						
			13.5	CLAY, grey and brown, very stiff, moist	CL									
			15.0	EOB @ 15' bgs. Abandoned with bentonite chips				16.2						

I hereby certify that the information on this form is true and correct to the best of my knowledge.

Signature

Firm The Sigma Group
1300 W Canal St Milwaukee, WI 53233
Tel: 414-643-4200
Fax: 414-643-4210

This form is authorized by Chapters 281, 283, 289, 291, 292, 293, 295, and 299, Wis. Stats. Completion of this form is mandatory. Failure to file this form may result in forfeiture of between $10 and $25,000, or imprisonment for up to one year, depending on the program and conduct involved. Personally identifiable information on this form is not intended to be be used for any other purpose. NOTE: See instructions for more information, including where the completed form should be sent.

State of Wisconsin
Department of Natural Resources

SOIL BORING LOG INFORMATION

Form 4400-122 Rev. 7-98

Route To: Watershed/Wastewater ☐ Waste Management ☐ Remediation/Redevelopment ☐ Other ☐

Facility/Project Name	License/Permit/Monitoring Number	Boring Number
Actions Metals/ACME Galvanizing	-	GP-4a

Boring Drilled By: Name of crew chief (first, last) and Firm	Date Drilling Started	Date Drilling Completed	Drilling Method
Tony Kapugi On Site Environmental	10/23/2017	10/23/2017	Direct Push

WI Unique Well No.	DNR Well ID No.	Common Well Name	Final Static Water Level	Surface Elevation	Borehole Diameter
			628.8 Feet MSL	635.0 Feet MSL	2.3 inches

Local Grid Origin ☐ (estimated: ☐) or Boring Location ☒
State Plane 369,262 N, 2,552,116 E Ⓢ/C/N
NW 1/4 of SE 1/4 of Section 7, T 6 N, R 22 E
Lat ___ ° ___ ' ___ "
Long ___ ° ___ ' ___ "
Local Grid Location ☐ N ☐ E Feet ☐ S Feet ☐ W

Facility ID	County	County Code	Civil Town/City/ or Village
	Milwaukee	41	Milwaukee

Sample Number and Type	Length Att. & Recovered (in)	Blow Counts	Depth In Feet	Soil/Rock Description And Geologic Origin For Each Major Unit	U S C S	Graphic Log	Well Diagram	PID/FID	Compressive Strength	Moisture Content	Liquid Limit	Plasticity Index	P 200	RQD/ Comments
1 GP	48 16	PUSH	1.5	SILTY GRAVEL, black, moist, medium dense, trace red-orange gravel fragments	GM			2.4						
			3.0					4.5						
2 GP	48 11	PUSH	4.5					2.1						
			6.0				▼							
			7.5	SILT, black, soft, moist	ML			1.3						
3 GP	48 48	PUSH	9.0	SILTY SAND, black, trace gravel, dense, moist	SM									
				CLAYEY SAND, dense, wet, trace gravel	SW-SC			3.6						
			10.5	CLAY, brown, stiff, moist	CL			0.8						
			12.0	EOB @ 12' bgs. Abandoned with bentonite.										

I hereby certify that the information on this form is true and correct to the best of my knowledge.

Signature

Firm The Sigma Group
1300 W Canal St Milwaukee, WI 53233
Tel: 414-643-4200
Fax: 414-643-4210

This form is authorized by Chapters 281, 283, 289, 291, 292, 293, 295, and 299, Wis. Stats. Completion of this form is mandatory. Failure to file this form may result in forfeiture of between $10 and $25,000, or imprisonment for up to one year, depending on the program and conduct involved. Personally identifiable information on this form is not intended to be be used for any other purpose. NOTE: See instructions for more information, including where the completed form should be sent.

State of Wisconsin
Department of Natural Resources

SOIL BORING LOG INFORMATION

Form 4400-122 Rev. 7-98

Route To: Watershed/Wastewater ☐ Waste Management ☐ Remediation/Redevelopment ☐ Other ☐

Facility/Project Name	License/Permit/Monitoring Number	Boring Number
Actions Metals/ACME Galvanizing	-	GP-5a

Boring Drilled By: Name of crew chief (first, last) and Firm	Date Drilling Started	Date Drilling Completed	Drilling Method
Tony Kapugi On Site Environmental	10/23/2017	10/23/2017	Direct Push

WI Unique Well No.	DNR Well ID No.	Common Well Name	Final Static Water Level	Surface Elevation	Borehole Diameter
			Feet MSL	635.0 Feet MSL	2.3 inches

Local Grid Origin ☐ (estimated: ☐) or Boring Location ☒
State Plane 369,231 N, 2,552,129 E Ⓢ/C/N
NW 1/4 of SE 1/4 of Section 7, T 6 N, R 22 E
Lat ___° ___' ___"
Long ___° ___' ___"
Local Grid Location ☐ N ☐ E Feet ☐ S Feet ☐ W

Facility ID	County	County Code	Civil Town/City/ or Village
	Milwaukee	41	Milwaukee

Sample Number and Type	Length Att. & Recovered (in)	Blow Counts	Depth In Feet	Soil/Rock Description And Geologic Origin For Each Major Unit	U S C S	Graphic Log	Well Diagram	PID/FID	Soil Properties: Compressive Strength	Moisture Content	Liquid Limit	Plasticity Index	P 200	RQD/ Comments
1 GP	48 13	PUSH	1.5	SILTY SAND, black, dense, moist, trace red-orange fragments	SM			1.0						
			3.0	SILTY GRAVEL, black, dense, moist, trace sand	GM			2.0						
1 GP	72 48	PUSH	4.5											
			6.0	SAND, brown, medium dense, moist, trace orange and light grey sand, trace silt	SW			3.9						
			7.5	CLAYEY GRAVEL, tan, dense, wet	GW-GC			2.5						
			9.0					15.4						
				EOB @ 10' bgs. Abandoned with bentonite										

I hereby certify that the information on this form is true and correct to the best of my knowledge.

Signature

Firm The Sigma Group
1300 W Canal St Milwaukee, WI 53233
Tel: 414-643-4200
Fax: 414-643-4210

This form is authorized by Chapters 281, 283, 289, 291, 292, 293, 295, and 299, Wis. Stats. Completion of this form is mandatory. Failure to file this form may result in forfeiture of between $10 and $25,000, or imprisonment for up to one year, depending on the program and conduct involved. Personally identifiable information on this form is not intended to be be used for any other purpose. NOTE: See instructions for more information, including where the completed form should be sent.

State of Wisconsin
Department of Natural Resources

SOIL BORING LOG INFORMATION

Form 4400-122 Rev. 7-98

Route To: Watershed/Wastewater ☐ Waste Management ☐ Remediation/Redevelopment ☐ Other ☐

Facility/Project Name	License/Permit/Monitoring Number	Boring Number
Actions Metals/ACME Galvanizing	-	GP-6

Boring Drilled By: Name of crew chief (first, last) and Firm	Date Drilling Started	Date Drilling Completed	Drilling Method
Tony Kapugi On Site Environmental	10/23/2017	10/23/2017	Direct Push

WI Unique Well No.	DNR Well ID No.	Common Well Name	Final Static Water Level	Surface Elevation	Borehole Diameter
			Feet MSL	635.0 Feet MSL	2.3 inches

Local Grid Origin ☐ (estimated: ☐) or Boring Location ☒
State Plane 369,227 N, 2,552,110 E Ⓢ/C/N
NW 1/4 of SE 1/4 of Section 7, T 6 N, R 22 E
Lat ___ ° ___ ' ___ "
Long ___ ° ___ ' ___ "
Local Grid Location ☐ N ☐ E Feet ☐ S Feet ☐ W

Facility ID	County	County Code	Civil Town/City/ or Village
	Milwaukee	41	Milwaukee

Sample Number and Type	Length Att. & Recovered (in)	Blow Counts	Depth In Feet	Soil/Rock Description And Geologic Origin For Each Major Unit	U S C S	Graphic Log	Well Diagram	PID/FID	Compressive Strength	Moisture Content	Liquid Limit	Plasticity Index	P 200	RQD/ Comments
1 GP	48 13	PUSH	1.5	SILTY SAND, black, dense, moist, trace coarse sand sized lustrous fragments	SM			4.6						
			3.0											
2 GP	48 29	PUSH	4.5	dark brown and black				2.3						
			6.0	SILT, black, medium soft, moist	ML			1.8						
			7.5											
3 GP	48 48	PUSH	9.0	GRAVELLY SAND, dense, moist, trace silt and clay	SW			7.1						
			10.5	CLAY, brown, stiff, moist	CL			2.5						
			12.0	SAND, brown, dense, wet	SW									
				EOB @ 12' bgs. Abandoned with bentonite chips										

I hereby certify that the information on this form is true and correct to the best of my knowledge.

Signature

Firm The Sigma Group
1300 W Canal St Milwaukee, WI 53233
Tel: 414-643-4200
Fax: 414-643-4210

This form is authorized by Chapters 281, 283, 289, 291, 292, 293, 295, and 299, Wis. Stats. Completion of this form is mandatory. Failure to file this form may result in forfeiture of between $10 and $25,000, or imprisonment for up to one year, depending on the program and conduct involved. Personally identifiable information on this form is not intended to be be used for any other purpose. NOTE: See instructions for more information, including where the completed form should be sent.

State of Wisconsin
Department of Natural Resources

SOIL BORING LOG INFORMATION

Form 4400-122 Rev. 7-98

Route To: Watershed/Wastewater ☐ Waste Management ☐ Remediation/Redevelopment ☐ Other ☐

Facility/Project Name	License/Permit/Monitoring Number	Boring Number
Actions Metals/ACME Galvanizing	-	GP-7

Boring Drilled By: Name of crew chief (first, last) and Firm	Date Drilling Started	Date Drilling Completed	Drilling Method
Tony Kapugi On Site Environmental	10/23/2017	10/23/2017	Direct Push

WI Unique Well No.	DNR Well ID No.	Common Well Name	Final Static Water Level	Surface Elevation	Borehole Diameter
			Feet MSL	635.0 Feet MSL	2.3 inches

Local Grid Origin ☐ (estimated: ☐) or Boring Location ☒
State Plane 369,228 N, 2,552,089 E Ⓢ/C/N
NW 1/4 of SE 1/4 of Section 7, T 6 N, R 22 E
Lat ___ ° ___ ' ___ "
Long ___ ° ___ ' ___ "
Local Grid Location ☐ N ☐ E Feet ☐ S Feet ☐ W

Facility ID	County	County Code	Civil Town/City/ or Village
	Milwaukee	41	Milwaukee

Sample Number and Type	Length Att. & Recovered (in)	Blow Counts	Depth In Feet	Soil/Rock Description And Geologic Origin For Each Major Unit	U S C S	Graphic Log	Well Diagram	PID/FID	Compressive Strength	Moisture Content	Liquid Limit	Plasticity Index	P 200	RQD/ Comments
1 GP	48 16	PUSH	1.5	SILTY SAND, dark brown and black, trace red-orange fragments	SM			2.8						
			3.0					3.2						
2 GP	72 44	PUSH	4.5					4.4						
			6.0	SILT, black, soft, moist	ML									
			7.5	CLAYEY SAND, tan, dense, wet, much gravel	SW-SC			5.0						
			9.0					3.6						
				EOB @ 10' bgs. Abandoned with bentonite chips										

I hereby certify that the information on this form is true and correct to the best of my knowledge.

Signature

Firm The Sigma Group
1300 W Canal St Milwaukee, WI 53233
Tel: 414-643-4200
Fax: 414-643-4210

This form is authorized by Chapters 281, 283, 289, 291, 292, 293, 295, and 299, Wis. Stats. Completion of this form is mandatory. Failure to file this form may result in forfeiture of between $10 and $25,000, or imprisonment for up to one year, depending on the program and conduct involved. Personally identifiable information on this form is not intended to be be used for any other purpose. NOTE: See instructions for more information, including where the completed form should be sent.

State of Wisconsin
Department of Natural Resources

SOIL BORING LOG INFORMATION

Form 4400-122 Rev. 7-98

Route To: Watershed/Wastewater ☐ Waste Management ☐ Remediation/Redevelopment ☐ Other ☐

Facility/Project Name	License/Permit/Monitoring Number	Boring Number
Actions Metals/ACME Galvanizing	-	GP-8

Boring Drilled By: Name of crew chief (first, last) and Firm	Date Drilling Started	Date Drilling Completed	Drilling Method
Tony Kapugi On Site Environmental	10/23/2017	10/23/2017	Direct Push

WI Unique Well No.	DNR Well ID No.	Common Well Name	Final Static Water Level	Surface Elevation	Borehole Diameter
			Feet MSL	635.0 Feet MSL	2.3 inches

Local Grid Origin ☐ (estimated: ☐) or Boring Location ☒
State Plane 369,216 N, 2,552,110 E Ⓢ/C/N
NW 1/4 of SE 1/4 of Section 7, T 6 N, R 22 E
Lat ___ ° ___ ' ___ "
Long ___ ° ___ ' ___ "
Local Grid Location ☐ N Feet ☐ S ☐ E Feet ☐ W

Facility ID	County	County Code	Civil Town/City/ or Village
	Milwaukee	41	Milwaukee

Sample Number and Type	Length Att. & Recovered (in)	Blow Counts	Depth In Feet	Soil/Rock Description And Geologic Origin For Each Major Unit	U S C S	Graphic Log	Well Diagram	PID/FID	Soil Properties: Compressive Strength	Moisture Content	Liquid Limit	Plasticity Index	P 200	RQD/ Comments
1 GP	48 31	PUSH	1.5	SILTY SAND, black and dark brown, dense, moist, trace gravel	SM			1.5						
			3.0					2.6						
2 GP	72 41	PUSH	4.5											
			6.0	SILT, black, soft, moist	ML			1.9						
			7.5					1.5						
			9.0	CLAYEY SAND, tan, dense, wet, trace gravel	SW-SC			1.8						
				EOB @ 10' bgs. Abandoned with bentonite chips										

I hereby certify that the information on this form is true and correct to the best of my knowledge.

Signature

Firm The Sigma Group
1300 W Canal St Milwaukee, WI 53233
Tel: 414-643-4200
Fax: 414-643-4210

This form is authorized by Chapters 281, 283, 289, 291, 292, 293, 295, and 299, Wis. Stats. Completion of this form is mandatory. Failure to file this form may result in forfeiture of between $10 and $25,000, or imprisonment for up to one year, depending on the program and conduct involved. Personally identifiable information on this form is not intended to be be used for any other purpose. NOTE: See instructions for more information, including where the completed form should be sent.

State of Wisconsin
Department of Natural Resources

SOIL BORING LOG INFORMATION

Form 4400-122 Rev. 7-98

Route To: Watershed/Wastewater ☐ Waste Management ☐
Remediation/Redevelopment ☐ Other ☐

Facility/Project Name	License/Permit/Monitoring Number	Boring Number
Actions Metals/ACME Galvanizing	-	GP-9

Boring Drilled By: Name of crew chief (first, last) and Firm	Date Drilling Started	Date Drilling Completed	Drilling Method
Tony Kapugi On Site Environmental	10/23/2017	10/23/2017	Direct Push

WI Unique Well No.	DNR Well ID No.	Common Well Name	Final Static Water Level	Surface Elevation	Borehole Diameter
			Feet MSL	635.0 Feet MSL	2.3 inches

Local Grid Origin ☐ (estimated: ☐) or Boring Location ☒
State Plane 369,203 N, 2,552,053 E Ⓢ/C/N
NW 1/4 of SE 1/4 of Section 7, T 6 N, R 22 E
Lat ___ ° ___ ' ___ "
Long ___ ° ___ ' ___ "
Local Grid Location ☐ N ☐ E Feet ☐ S Feet ☐ W

Facility ID	County	County Code	Civil Town/City/ or Village
	Milwaukee	41	Milwaukee

Sample Number and Type	Length Att. & Recovered (in)	Blow Counts	Depth In Feet	Soil/Rock Description And Geologic Origin For Each Major Unit	U S C S	Graphic Log	Well Diagram	PID/FID	Compressive Strength	Moisture Content	Liquid Limit	Plasticity Index	P 200	RQD/ Comments
1 GP	60 39	PUSH	1.5	SILTY SAND, dark brown to black, dense, moist, trace gravel	SM			4.1						
			3.0					5.1						
			4.5	SANDY GRAVEL, brown, loose, moist	GW									
2 GP	60 43	PUSH	6.0					3.0 3.6						
			7.5											
			9.0	SAND, black, dense, wet, trace gravel, petro product observed	SW									
3 GP	60 48	PUSH	10.5					19.4						
			12.0	CLAY, grey and brown, stiff, moist	CL			16.4						
			13.5					9.0						
			15.0	EOB @ 15' bgs. Abandoned with bentonite chips										

I hereby certify that the information on this form is true and correct to the best of my knowledge.

Signature

Firm The Sigma Group
1300 W Canal St Milwaukee, WI 53233
Tel: 414-643-4200
Fax: 414-643-4210

This form is authorized by Chapters 281, 283, 289, 291, 292, 293, 295, and 299, Wis. Stats. Completion of this form is mandatory. Failure to file this form may result in forfeiture of between $10 and $25,000, or imprisonment for up to one year, depending on the program and conduct involved. Personally identifiable information on this form is not intended to be be used for any other purpose. NOTE: See instructions for more information, including where the completed form should be sent.

State of Wisconsin
Department of Natural Resources

SOIL BORING LOG INFORMATION

Form 4400-122 Rev. 7-98

Route To: Watershed/Wastewater ☐ Waste Management ☐
Remediation/Redevelopment ☐ Other ☐

Facility/Project Name	License/Permit/Monitoring Number	Boring Number
Actions Metals/ACME Galvanizing	-	GP-11

Boring Drilled By: Name of crew chief (first, last) and Firm	Date Drilling Started	Date Drilling Completed	Drilling Method
Tony Kapugi On Site Environmental	10/23/2017	10/23/2017	Direct Push

WI Unique Well No.	DNR Well ID No.	Common Well Name	Final Static Water Level	Surface Elevation	Borehole Diameter
			Feet MSL	635.0 Feet MSL	2.3 inches

Local Grid Origin ☐ (estimated: ☐) or Boring Location ☒
State Plane 369,205 N, 2,552,102 E Ⓢ/C/N
NW 1/4 of SE 1/4 of Section 7, T 6 N, R 22 E
Lat ___ ° ___ ' ___ "
Long ___ ° ___ ' ___ "
Local Grid Location ☐ N ☐ E Feet ☐ S Feet ☐ W

Facility ID	County	County Code	Civil Town/City/ or Village
	Milwaukee	41	Milwaukee

Sample Number and Type	Length Att. & Recovered (in)	Blow Counts	Depth In Feet	Soil/Rock Description And Geologic Origin For Each Major Unit	U S C S	Graphic Log	Well Diagram	PID/FID	Compressive Strength	Moisture Content	Liquid Limit	Plasticity Index	P 200	RQD/ Comments
1 GP	60 16	PUSH		SILTY GRAVEL, dark brown, dense, moist	GM									
			1.5	SILT, black, soft, moist	ML									
			3.0	SILTY SAND, tan, dense, moist, trace gravel	SM			13.6						
			4.5					5.3						
2 GP	60 11	PUSH	6.0	SILT, black, soft, wet, trace wood	ML			3.3						
			7.5					3.9						
			9.0	CLAYEY GRAVEL, grey, medium stiff, wet	GW-GC									
3 GP	60 48	PUSH	10.5	SILT, greyish brown, stiff, moist	ML			2.4						
			12.0					2.2						
			13.5					2.7						
			15.0	EOB @ 15' bgs. Abandoned with bentonite chips.										

I hereby certify that the information on this form is true and correct to the best of my knowledge.

Signature

Firm The Sigma Group
1300 W Canal St Milwaukee, WI 53233
Tel: 414-643-4200
Fax: 414-643-4210

This form is authorized by Chapters 281, 283, 289, 291, 292, 293, 295, and 299, Wis. Stats. Completion of this form is mandatory. Failure to file this form may result in forfeiture of between $10 and $25,000, or imprisonment for up to one year, depending on the program and conduct involved. Personally identifiable information on this form is not intended to be be used for any other purpose. NOTE: See instructions for more information, including where the completed form should be sent.

State of Wisconsin
Department of Natural Resources

SOIL BORING LOG INFORMATION

Form 4400-122 Rev. 7-98

Route To: Watershed/Wastewater ☐ Waste Management ☐
Remediation/Redevelopment ☐ Other ☐

Facility/Project Name	License/Permit/Monitoring Number	Boring Number
Actions Metals/ACME Galvanizing	-	GP-12

Boring Drilled By: Name of crew chief (first, last) and Firm	Date Drilling Started	Date Drilling Completed	Drilling Method
Tony Kapugi On Site Environmental	10/23/2017	10/23/2017	Direct Push

WI Unique Well No.	DNR Well ID No.	Common Well Name	Final Static Water Level	Surface Elevation	Borehole Diameter
			Feet MSL	635.0 Feet MSL	2.3 inches

Local Grid Origin ☐ (estimated: ☐) or Boring Location ☒
State Plane 369,183 N, 2,552,087 E Ⓢ/C/N
NW 1/4 of SE 1/4 of Section 7, T 6 N, R 22 E
Lat ___ ° ___ ' ___ "
Long ___ ° ___ ' ___ "
Local Grid Location ☐ N ☐ E Feet ☐ S Feet ☐ W

Facility ID	County	County Code	Civil Town/City/ or Village
	Milwaukee	41	Milwaukee

Sample Number and Type	Length Att. & Recovered (in)	Blow Counts	Depth In Feet	Soil/Rock Description And Geologic Origin For Each Major Unit	U S C S	Graphic Log	Well Diagram	PID/FID	Compressive Strength	Moisture Content	Liquid Limit	Plasticity Index	P 200	RQD/ Comments
1 GP	60 28	PUSH	1.5	SILTY GRAVEL, dark brown and black, dense, damp, trace lustrous pieces	GM			13.6						
			3.0											
			4.5					19.3						
2 GP	60 36	PUSH	6.0					42.0 22.7						
			7.5	SILT, black, soft, moist	ML			6.2						
			9.0	CLAYEY GRAVEL, tan and grey, dense, wet	GW-GC									
3 GP	60 48	PUSH	10.5					4.2						
			12.0	CLAY, grey and brown, stiff, wet	CL			16.3						
			13.5					7.8						
			15.0	EOB @ 15' bgs, abandoned with bentonite										

I hereby certify that the information on this form is true and correct to the best of my knowledge.

Signature	Firm	
	The Sigma Group 1300 W Canal St Milwaukee, WI 53233	Tel: 414-643-4200 Fax: 414-643-4210

This form is authorized by Chapters 281, 283, 289, 291, 292, 293, 295, and 299, Wis. Stats. Completion of this form is mandatory. Failure to file this form may result in forfeiture of between $10 and $25,000, or imprisonment for up to one year, depending on the program and conduct involved. Personally identifiable information on this form is not intended to be be used for any other purpose. NOTE: See instructions for more information, including where the completed form should be sent.

State of Wisconsin
Department of Natural Resources

SOIL BORING LOG INFORMATION

Form 4400-122 Rev. 7-98

Route To: Watershed/Wastewater ☐ Waste Management ☐
Remediation/Redevelopment ☐ Other ☐

Facility/Project Name	License/Permit/Monitoring Number	Boring Number
Actions Metals/ACME Galvanizing	-	GP-13

Boring Drilled By: Name of crew chief (first, last) and Firm	Date Drilling Started	Date Drilling Completed	Drilling Method
Tony Kapugi On Site Environmental	10/23/2017	10/23/2017	Direct Push

WI Unique Well No.	DNR Well ID No.	Common Well Name	Final Static Water Level	Surface Elevation	Borehole Diameter
			Feet MSL	635.0 Feet MSL	2.3 inches

Local Grid Origin ☐ (estimated: ☐) or Boring Location ☒
State Plane 369,168 N, 2,552,105 E Ⓢ/C/N
NW 1/4 of SE 1/4 of Section 7, T 6 N, R 22 E
Lat ___ ° ___ ' ___ "
Long ___ ° ___ ' ___ "
Local Grid Location ☐ N ☐ E Feet ☐ S Feet ☐ W

Facility ID	County	County Code	Civil Town/City/ or Village
	Milwaukee	41	Milwaukee

Sample Number and Type	Length Att. & Recovered (in)	Blow Counts	Depth In Feet	Soil/Rock Description And Geologic Origin For Each Major Unit	U S C S	Graphic Log	Well Diagram	PID/FID	Compressive Strength	Moisture Content	Liquid Limit	Plasticity Index	P 200	RQD/ Comments
1 GP	60 26	PUSH	1.5	SILTY SAND, dark brown, dense, moist, trace gravel, trace lustrous pieces	SM			32.8						
			3.0											
			4.5					14.1						
2 GP	60 33	PUSH	6.0	SILT, black, soft, moist	ML			10.4						
			7.5					25.1						
			9.0	SILTY GRAVEL, dense, moist	GM			12.8						
3 GP	60 21	PUSH	10.5	CLAYEY SAND, grey, dense, wet	SC-SM			8.6						
			12.0											
			13.5					5.9						
			15.0	EOB @ 15' bgs. Abandoned with bentonite chips				4.0						

I hereby certify that the information on this form is true and correct to the best of my knowledge.

Signature [signature] Firm The Sigma Group, 1300 W Canal St Milwaukee, WI 53233 Tel: 414-643-4200 Fax: 414-643-4210

This form is authorized by Chapters 281, 283, 289, 291, 292, 293, 295, and 299, Wis. Stats. Completion of this form is mandatory. Failure to file this form may result in forfeiture of between $10 and $25,000, or imprisonment for up to one year, depending on the program and conduct involved. Personally identifiable information on this form is not intended to be be used for any other purpose. NOTE: See instructions for more information, including where the completed form should be sent.

State of Wisconsin
Department of Natural Resources

SOIL BORING LOG INFORMATION

Form 4400-122 Rev. 7-98

Route To: Watershed/Wastewater ☐ Waste Management ☐
Remediation/Redevelopment ☐ Other ☐

Facility/Project Name	License/Permit/Monitoring Number	Boring Number
Actions Metals/ACME Galvanizing	-	GP-14

Boring Drilled By: Name of crew chief (first, last) and Firm	Date Drilling Started	Date Drilling Completed	Drilling Method
Tony Kapugi On Site Environmental	10/23/2017	10/23/2017	Direct Push

WI Unique Well No.	DNR Well ID No.	Common Well Name	Final Static Water Level	Surface Elevation	Borehole Diameter
			Feet MSL	635.0 Feet MSL	2.3 inches

Local Grid Origin ☐ (estimated: ☐) or Boring Location ☒
State Plane 369,123 N, 2,552,016 E Ⓢ/C/N
NW 1/4 of SE 1/4 of Section 7, T 6 N, R 22 E
Lat ___° ___' ___"
Long ___° ___' ___"
Local Grid Location ☐ N ☐ E Feet ☐ S Feet ☐ W

Facility ID	County	County Code	Civil Town/City/ or Village
	Milwaukee	41	Milwaukee

Sample Number and Type	Length Att. & Recovered (in)	Blow Counts	Depth In Feet	Soil/Rock Description And Geologic Origin For Each Major Unit	U S C S	Graphic Log	Well Diagram	PID/FID	Compressive Strength	Moisture Content	Liquid Limit	Plasticity Index	P 200	RQD/ Comments
1 GP	60 35	PUSH	1.5	SILTY GRAVEL, tan, dense, moist, trace sand	GM			2.0						
			3.0					3.1						
			4.5											
2 GP	60 52	PUSH	6.0					3.5						
			7.5	wet at 7'				1.7						
			9.0	CLAY, brown and grey, stiff, moist, trace sand	CL			2.6						
3 GP	60 47	PUSH	10.5	GRAVEL, tan, wet, dense, petro product observed	GW			9.0						
			12.0	CLAY, grey and brown, stiff, wet										
			13.5		CL			8.6						
			15.0	EOB @ 15' bgs. Abandoned with bentonite chips				4.5						

I hereby certify that the information on this form is true and correct to the best of my knowledge.

Signature	Firm	
	The Sigma Group 1300 W Canal St Milwaukee, WI 53233	Tel: 414-643-4200 Fax: 414-643-4210

This form is authorized by Chapters 281, 283, 289, 291, 292, 293, 295, and 299, Wis. Stats. Completion of this form is mandatory. Failure to file this form may result in forfeiture of between $10 and $25,000, or imprisonment for up to one year, depending on the program and conduct involved. Personally identifiable information on this form is not intended to be be used for any other purpose. NOTE: See instructions for more information, including where the completed form should be sent.

State of Wisconsin
Department of Natural Resources

SOIL BORING LOG INFORMATION

Form 4400-122 Rev. 7-98

Route To: Watershed/Wastewater ☐ Waste Management ☐
Remediation/Redevelopment ☐ Other ☐

Facility/Project Name	License/Permit/Monitoring Number	Boring Number
Actions Metals/ACME Galvanizing	-	GP-15

Boring Drilled By: Name of crew chief (first, last) and Firm	Date Drilling Started	Date Drilling Completed	Drilling Method
Tony Kapugi On Site Environmental	10/23/2017	10/23/2017	Direct Push

WI Unique Well No.	DNR Well ID No.	Common Well Name	Final Static Water Level	Surface Elevation	Borehole Diameter
			Feet MSL	635.0 Feet MSL	2.3 inches

Local Grid Origin ☐ (estimated: ☐) or Boring Location ☒
State Plane 369,140 N, 2,552,022 E Ⓢ/C/N
NW 1/4 of SE 1/4 of Section 7, T 6 N, R 22 E
Lat ___ ° ___ ' ___ "
Long ___ ° ___ ' ___ "
Local Grid Location ☐ N ☐ E Feet ☐ S Feet ☐ W

Facility ID	County	County Code	Civil Town/City/ or Village
	Milwaukee	41	Milwaukee

Sample Number and Type	Length Att. & Recovered (in)	Blow Counts	Depth In Feet	Soil/Rock Description And Geologic Origin For Each Major Unit	U S C S	Graphic Log	Well Diagram	PID/FID	Soil Properties: Compressive Strength	Moisture Content	Liquid Limit	Plasticity Index	P 200	RQD/ Comments
1 GP	60 31	PUSH	1.5					4.0						
			3.0					3.3						
			4.5											
2 GP	60 37	PUSH	6.0											
			7.5					4.0						
			9.0					6.7						
3 GP	60 44	PUSH	10.5					1.8						
			12.0											
			13.5					1.6						
			15.0					1.5						

I hereby certify that the information on this form is true and correct to the best of my knowledge.

Signature

Firm The Sigma Group
1300 W Canal St Milwaukee, WI 53233
Tel: 414-643-4200
Fax: 414-643-4210

This form is authorized by Chapters 281, 283, 289, 291, 292, 293, 295, and 299, Wis. Stats. Completion of this form is mandatory. Failure to file this form may result in forfeiture of between $10 and $25,000, or imprisonment for up to one year, depending on the program and conduct involved. Personally identifiable information on this form is not intended to be be used for any other purpose. NOTE: See instructions for more information, including where the completed form should be sent.

State of Wisconsin
Department of Natural Resources

SOIL BORING LOG INFORMATION

Form 4400-122 Rev. 7-98

Route To: Watershed/Wastewater ☐ Waste Management ☐ Remediation/Redevelopment ☐ Other ☐

Facility/Project Name	License/Permit/Monitoring Number	Boring Number
Actions Metals/ACME Galvanizing	-	GP-16

Boring Drilled By: Name of crew chief (first, last) and Firm	Date Drilling Started	Date Drilling Completed	Drilling Method
Tony Kapugi On Site Environmental	10/23/2017	10/23/2017	Direct Push

WI Unique Well No.	DNR Well ID No.	Common Well Name	Final Static Water Level	Surface Elevation	Borehole Diameter
			Feet MSL	633.9 Feet MSL	2.3 inches

Local Grid Origin ☐ (estimated: ☐) or Boring Location ☒
State Plane 369,443 N, 2,552,039 E Ⓢ/C/N
NW 1/4 of SE 1/4 of Section 7, T 6 N, R 22 E
Lat ___ ° ___ ' ___ "
Long ___ ° ___ ' ___ "
Local Grid Location ☐ N ☐ E Feet ☐ S Feet ☐ W

Facility ID	County	County Code	Civil Town/City/ or Village
	Milwaukee	41	Milwaukee

Sample Number and Type	Length Att. & Recovered (in)	Blow Counts	Depth In Feet	Soil/Rock Description And Geologic Origin For Each Major Unit	U S C S	Graphic Log	Well Diagram	PID/FID	Compressive Strength	Moisture Content	Liquid Limit	Plasticity Index	P 200	RQD/ Comments
1 GP	60 22	PUSH		ASPHALT										
			1.5	SILTY SAND, tan, dense, moist, trace gravel				1.2						
			3.0											
			4.5					1						
2 GP	60	PUSH	6.0		SM			1.6						
			7.5	wet at 7'				1.8						
			9.0											
3 GP	60	PUSH	10.5					2.5						
			12.0	SANDY SILT, dark brown, soft, wet	MLS			1.5						
			13.5	CLAYEY SAND, brown, dense, wet	SW-SC			1.8						
			15.0	EOB @ 15' bgs. Abandoned with bentonite chips										

I hereby certify that the information on this form is true and correct to the best of my knowledge.

Signature

Firm The Sigma Group
1300 W Canal St Milwaukee, WI 53233
Tel: 414-643-4200
Fax: 414-643-4210

This form is authorized by Chapters 281, 283, 289, 291, 292, 293, 295, and 299, Wis. Stats. Completion of this form is mandatory. Failure to file this form may result in forfeiture of between $10 and $25,000, or imprisonment for up to one year, depending on the program and conduct involved. Personally identifiable information on this form is not intended to be be used for any other purpose. NOTE: See instructions for more information, including where the completed form should be sent.

State of Wisconsin
Department of Natural Resources

SOIL BORING LOG INFORMATION

Form 4400-122 Rev. 7-98

Route To: Watershed/Wastewater ☐ Waste Management ☐
Remediation/Redevelopment ☒ Other ☐

Facility/Project Name	License/Permit/Monitoring Number	Boring Number
Actions Metals/ACME Galvanizing	-	MW-14

Boring Drilled By: Name of crew chief (first, last) and Firm	Date Drilling Started	Date Drilling Completed	Drilling Method
Tony Kapugi On Site Environmental	11/20/2017	11/20/2017	Direct Push/ hollow stem auger

WI Unique Well No.	DNR Well ID No.	Common Well Name	Final Static Water Level	Surface Elevation	Borehole Diameter
		MW-14	Feet MSL	634.4 Feet MSL	2.3 inches

Local Grid Origin ☐ (estimated: ☐) or Boring Location ☒
State Plane 369,303 N, 2,552,202 E Ⓢ/C/N
NW 1/4 of SE 1/4 of Section 7, T 6 N, R 22 E
Lat ___ ° ___ ' ___ "
Long ___ ° ___ ' ___ "
Local Grid Location ☐ N ☐ E Feet ☐ S Feet ☐ W

Facility ID	County	County Code	Civil Town/City/ or Village
	Milwaukee	41	Milwaukee

Sample Number and Type	Length Att. & Recovered (in)	Blow Counts	Depth In Feet	Soil/Rock Description And Geologic Origin For Each Major Unit	U S C S	Graphic Log	Well Diagram	PID/FID	Compressive Strength	Moisture Content	Liquid Limit	Plasticity Index	P 200	RQD/ Comments
1 GP	60 32	PUSH	2.5	ASPHALT SANDY SILT, dark brown and black, medium soft, moist	ML			10.1						
2 GP	60 34	PUSH	5.0 7.5	GRAVELLY SILT, dark grey, dense, moist SANDY SILT, dark brown and black, medium soft, moist	ML			26.5 2.7						
3 GP	60 21	PUSH	10.0 12.5		ML			1.0 1.7						
4 GP	60 23	PUSH	15.0 17.5	trace gravel				1.6						
5 GP	60 41	PUSH	20.0 22.5	GRAVELLY SAND, orange-brown, dense, wet, trace silt	SW			5.3						
6 GP	60 60	PUSH	25.0 27.5 30.0	SAND, orange, medium dense, saturated, trace silt SANDY CLAY, grey, stiff, saturated EOB @ 30' bgs. Well set to 30' bgs w/ 15' screen.	SW CL			0.9 1.2 0.8						

I hereby certify that the information on this form is true and correct to the best of my knowledge.

Signature

Firm The Sigma Group
1300 W Canal St Milwaukee, WI 53233
Tel: 414-643-4200
Fax: 414-643-4210

This form is authorized by Chapters 281, 283, 289, 291, 292, 293, 295, and 299, Wis. Stats. Completion of this form is mandatory. Failure to file this form may result in forfeiture of between $10 and $25,000, or imprisonment for up to one year, depending on the program and conduct involved. Personally identifiable information on this form is not intended to be be used for any other purpose. NOTE: See instructions for more information, including where the completed form should be sent.

State of Wisconsin
Department of Natural Resources

SOIL BORING LOG INFORMATION

Form 4400-122 Rev. 7-98

Route To: Watershed/Wastewater ☐ Waste Management ☐
Remediation/Redevelopment ☒ Other ☐

Facility/Project Name	License/Permit/Monitoring Number	Boring Number
Actions Metals/ACME Galvanizing	-	MW-15

Boring Drilled By: Name of crew chief (first, last) and Firm	Date Drilling Started	Date Drilling Completed	Drilling Method
Tony Kapugi On Site Environmental	11/20/2017	11/20/2017	Direct Push/ hollow stem auger

WI Unique Well No.	DNR Well ID No.	Common Well Name	Final Static Water Level	Surface Elevation	Borehole Diameter
		MW-15	611.0 Feet MSL	633.6 Feet MSL	2.3 inches

Local Grid Origin ☐ (estimated: ☐) or Boring Location ☒
State Plane 369,357 N, 2,552,167 E Ⓢ/C/N
NW 1/4 of SE 1/4 of Section 7, T 6 N, R 22 E
Lat ___ ° ___ ' ___ "
Long ___ ° ___ ' ___ "
Local Grid Location ☐ N ☐ E Feet ☐ S Feet ☐ W

Facility ID	County	County Code	Civil Town/City/ or Village
	Milwaukee	41	Milwaukee

Sample Number and Type	Length Att. & Recovered (in)	Blow Counts	Depth In Feet	Soil/Rock Description And Geologic Origin For Each Major Unit	U S C S	Graphic Log	Well Diagram	PID/FID	Compressive Strength	Moisture Content	Liquid Limit	Plasticity Index	P 200	RQD/ Comments
1 GP	60 33	PUSH	2.5	ASPHALT SANDY SILT, dark brown, medium stiff, moist				44.5						
			5.0					12.8						
2 GP	60 35	PUSH	7.5	trace gravel				24.2						
			10.0					1.1						
3 GP	120 37	PUSH	12.5		ML			1.0						
			15.0	wet										
			17.5					2.2						
4 GP	120 60	PUSH	20.0											
			22.5					1.2						
			25.0	GRAVELLY SAND, brown to tan, dense, wet, trace silt	SW									
			27.5					3.5						
				CLAYEY SAND, grey, dense, wet	SW									
			30.0	EOB @ 30' bgs. Well set to 30' bgs w/ 15' screen.										

I hereby certify that the information on this form is true and correct to the best of my knowledge.

Signature

Firm The Sigma Group
1300 W Canal St Milwaukee, WI 53233
Tel: 414-643-4200
Fax: 414-643-4210

This form is authorized by Chapters 281, 283, 289, 291, 292, 293, 295, and 299, Wis. Stats. Completion of this form is mandatory. Failure to file this form may result in forfeiture of between $10 and $25,000, or imprisonment for up to one year, depending on the program and conduct involved. Personally identifiable information on this form is not intended to be be used for any other purpose. NOTE: See instructions for more information, including where the completed form should be sent.

State of Wisconsin
Department of Natural Resources

SOIL BORING LOG INFORMATION

Form 4400-122 Rev. 7-98

Route To: Watershed/Wastewater ☐ Waste Management ☐
Remediation/Redevelopment ☒ Other ☐

Facility/Project Name	License/Permit/Monitoring Number	Boring Number
Actions Metals/ACME Galvanizing	-	MW-16

Boring Drilled By: Name of crew chief (first, last) and Firm	Date Drilling Started	Date Drilling Completed	Drilling Method
Tony Kapugi On Site Environmental	11/20/2017	11/20/2017	Direct Push/ hollow stem auger

WI Unique Well No.	DNR Well ID No.	Common Well Name	Final Static Water Level	Surface Elevation	Borehole Diameter
		MW-16	Feet MSL	633.3 Feet MSL	2.3 inches

Local Grid Origin ☐ (estimated: ☐) or Boring Location ☒
State Plane 369,415 N, 2,552,130 E Ⓢ/C/N
NW 1/4 of SE 1/4 of Section 7, T 6 N, R 22 E
Lat ___° ___' ___"
Long ___° ___' ___"
Local Grid Location ☐ N ☐ E Feet ☐ S Feet ☐ W

Facility ID	County	County Code	Civil Town/City/ or Village
	Milwaukee	41	Milwaukee

Sample Number and Type	Length Att. & Recovered (in)	Blow Counts	Depth In Feet	Soil/Rock Description And Geologic Origin For Each Major Unit	USCS	Graphic Log	Well Diagram	PID/FID	Compressive Strength	Moisture Content	Liquid Limit	Plasticity Index	P 200	RQD/ Comments
1 GP	60 31	PUSH	2.5	ASPHALT SANDY SILT, dark brown, medium stiff, moist, trace gravel	ML			0.8						
2 GP	60 23	PUSH	5.0 7.5					1 1.6						
3 GP	120 41	PUSH	10.0 12.5					3.0						
			15.0 17.5	SANDY CLAY, dark grey, stiff, saturated	CL			1.2						
4 GP	120 60	PUSH	20.0 22.5	CLAYEY SAND, dark grey, medium dense, saturated	SW									
			25.0 27.5	GRAVELLY SAND, grey, dense, wet, trace clay	SW			1.4						
			30.0	EOB @ 30' bgs. Well set to 30' bgs w/ 15' screen.										

I hereby certify that the information on this form is true and correct to the best of my knowledge.

Signature

Firm The Sigma Group
1300 W Canal St Milwaukee, WI 53233
Tel: 414-643-4200
Fax: 414-643-4210

This form is authorized by Chapters 281, 283, 289, 291, 292, 293, 295, and 299, Wis. Stats. Completion of this form is mandatory. Failure to file this form may result in forfeiture of between $10 and $25,000, or imprisonment for up to one year, depending on the program and conduct involved. Personally identifiable information on this form is not intended to be be used for any other purpose. NOTE: See instructions for more information, including where the completed form should be sent.

State of Wisconsin
Department of Natural Resources

SOIL BORING LOG INFORMATION

Form 4400-122 Rev. 7-98

Route To: Watershed/Wastewater ☐ Waste Management ☐
Remediation/Redevelopment ☒ Other ☐

Facility/Project Name	License/Permit/Monitoring Number	Boring Number
Actions Metals/ACME Galvanizing	-	PZ-1

Boring Drilled By: Name of crew chief (first, last) and Firm	Date Drilling Started	Date Drilling Completed	Drilling Method
Adam Sweet Horizon Construction and Exploration	2/12/2018	2/14/2018	Hollow stem auger/ clean water rotary

WI Unique Well No.	DNR Well ID No.	Common Well Name	Final Static Water Level	Surface Elevation	Borehole Diameter
		PZ-1	611.7 Feet MSL	634.9 Feet MSL	4.3 inches

Local Grid Origin ☐ (estimated: ☐) or Boring Location ☒
State Plane 369,160 N, 2,552,009 E Ⓢ/C/N
NW 1/4 of SE 1/4 of Section 7, T 6 N, R 22 E
Lat ___ ° ___ ' ___ "
Long ___ ° ___ ' ___ "
Local Grid Location ☐ N ☐ E Feet ☐ S Feet ☐ W

Facility ID	County	County Code	Civil Town/City/ or Village
	Milwaukee	41	Milwaukee

Sample: Number and Type	Length Att. & Recovered (in)	Blow Counts	Depth In Feet	Soil/Rock Description And Geologic Origin For Each Major Unit	U S C S	Graphic Log	Well Diagram	PID/FID	Soil Properties: Compressive Strength	Moisture Content	Liquid Limit	Plasticity Index	P 200	RQD/ Comments
			2.5											
			5.0											
			7.5	Blind drilled										
			10.0											
			12.5											
			15.0											
			17.5											
			20.0											
			22.5											
			25.0											
			27.5											



I hereby certify that the information on this form is true and correct to the best of my knowledge.

Signature	Firm	
	The Sigma Group 1300 W Canal St Milwaukee, WI 53233	Tel: 414-643-4200 Fax: 414-643-4210

This form is authorized by Chapters 281, 283, 289, 291, 292, 293, 295, and 299, Wis. Stats. Completion of this form is mandatory. Failure to file this form may result in forfeiture of between $10 and $25,000, or imprisonment for up to one year, depending on the program and conduct involved. Personally identifiable information on this form is not intended to be be used for any other purpose. NOTE: See instructions for more information, including where the completed form should be sent.

State of Wisconsin
Department of Natural Resources

SOIL BORING LOG INFORMATION

Form 4400-122 Rev. 7-98

Route To: Watershed/Wastewater ☐ Waste Management ☐
Remediation/Redevelopment ☒ Other ☐

Facility/Project Name	License/Permit/Monitoring Number	Boring Number
Actions Metals/ACME Galvanizing	-	PZ-2

Boring Drilled By: Name of crew chief (first, last) and Firm	Date Drilling Started	Date Drilling Completed	Drilling Method
Adam Sweet Horizon Construction and Exploration	2/12/2018	2/14/2018	hollow stem auger/ clean water rotary

WI Unique Well No.	DNR Well ID No.	Common Well Name	Final Static Water Level	Surface Elevation	Borehole Diameter
		PZ-2	610.2 Feet MSL	634.9 Feet MSL	4.3 inches

Local Grid Origin ☐ (estimated: ☐) or Boring Location ☒
State Plane 369,161 N, 2,552,005 E Ⓢ/C/N
NW 1/4 of SE 1/4 of Section 7, T 6 N, R 22 E
Lat ___ ° ___ ' ___ "
Long ___ ° ___ ' ___ "
Local Grid Location ☐ N ☐ E Feet ☐ S Feet ☐ W

Facility ID	County	County Code	Civil Town/City/ or Village
	Milwaukee	41	Milwaukee

Sample: Number and Type	Length Att. & Recovered (in)	Blow Counts	Depth In Feet	Soil/Rock Description And Geologic Origin For Each Major Unit	U S C S	Graphic Log	Well Diagram	PID/FID	Soil Properties: Compressive Strength	Moisture Content	Liquid Limit	Plasticity Index	P 200	RQD/ Comments
				Blind Drill										
			4											
			8											
			12											
			16											
			20											
			24											
			28											
			32											
			36											
			40											
			44											

I hereby certify that the information on this form is true and correct to the best of my knowledge.

Signature	Firm	
	The Sigma Group 1300 W Canal St Milwaukee, WI 53233	Tel: 414-643-4200 Fax: 414-643-4210

This form is authorized by Chapters 281, 283, 289, 291, 292, 293, 295, and 299, Wis. Stats. Completion of this form is mandatory. Failure to file this form may result in forfeiture of between $10 and $25,000, or imprisonment for up to one year, depending on the program and conduct involved. Personally identifiable information on this form is not intended to be be used for any other purpose. NOTE: See instructions for more information, including where the completed form should be sent.

State of Wisconsin
Department of Natural Resources

SOIL BORING LOG INFORMATION

Form 4400-122 Rev. 7-98

Route To: Watershed/Wastewater ☐ Waste Management ☐
Remediation/Redevelopment ☒ Other ☐

Facility/Project Name	License/Permit/Monitoring Number	Boring Number
Actions Metals/ACME Galvanizing	-	PZ-3

Boring Drilled By: Name of crew chief (first, last) and Firm	Date Drilling Started	Date Drilling Completed	Drilling Method
Adam Sweet Horizon Construction and Exploration	2/12/2018	2/13/2018	Hollow stem auger/ clean water rotary

WI Unique Well No.	DNR Well ID No.	Common Well Name	Final Static Water Level	Surface Elevation	Borehole Diameter
		PZ-3	608.8 Feet MSL	633.9 Feet MSL	4.3 inches

Local Grid Origin ☐ (estimated: ☐) or Boring Location ☒
State Plane 369,093 N, 2,552,297 E Ⓢ/C/N
NW 1/4 of SE 1/4 of Section 7, T 6 N, R 22 E
Lat ___ ° ___ ' ___ "
Long ___ ° ___ ' ___ "
Local Grid Location ☐ N ☐ E Feet ☐ S Feet ☐ W

Facility ID	County	County Code	Civil Town/City/ or Village
	Milwaukee	41	Milwaukee

Sample: Number and Type	Length Att. & Recovered (in)	Blow Counts	Depth In Feet	Soil/Rock Description And Geologic Origin For Each Major Unit	U S C S	Graphic Log	Well Diagram	PID/FID	Soil Properties: Compressive Strength	Moisture Content	Liquid Limit	Plasticity Index	P 200	RQD/ Comments
			4	Blind drilled										
			8											
			12											
			16											
			20											
			24											
			28											
			32											
			36											
			40											
			44											



I hereby certify that the information on this form is true and correct to the best of my knowledge.

Signature	Firm	
	The Sigma Group 1300 W Canal St Milwaukee, WI 53233	Tel: 414-643-4200 Fax: 414-643-4210

This form is authorized by Chapters 281, 283, 289, 291, 292, 293, 295, and 299, Wis. Stats. Completion of this form is mandatory. Failure to file this form may result in forfeiture of between $10 and $25,000, or imprisonment for up to one year, depending on the program and conduct involved. Personally identifiable information on this form is not intended to be be used for any other purpose. NOTE: See instructions for more information, including where the completed form should be sent.

State of Wisconsin
Department of Natural Resources

SOIL BORING LOG INFORMATION

Form 4400-122 Rev. 7-98

Route To: Watershed/Wastewater ☐ Waste Management ☐
Remediation/Redevelopment ☒ Other ☐

Facility/Project Name	License/Permit/Monitoring Number	Boring Number
Actions Metals/ACME Galvanizing	-	PZ-4

Boring Drilled By: Name of crew chief (first, last) and Firm	Date Drilling Started	Date Drilling Completed	Drilling Method
Adam Sweet Horizon Construction and Exploration	2/12/2018	2/13/2018	Hollow stem auger/ clean water rotary

WI Unique Well No.	DNR Well ID No.	Common Well Name	Final Static Water Level	Surface Elevation	Borehole Diameter
		PZ-4	605.3 Feet MSL	633.6 Feet MSL	4.3 inches

Local Grid Origin ☐ (estimated: ☐) or Boring Location ☒
State Plane 369,353 N, 2,552,169 E Ⓢ/C/N
NW 1/4 of SE 1/4 of Section 7, T 6 N, R 22 E
Lat ___° ___' ___"
Long ___° ___' ___"
Local Grid Location ☐ N ☐ E Feet ☐ S Feet ☐ W

Facility ID	County	County Code	Civil Town/City/ or Village
	Milwaukee	41	Milwaukee

Sample: Number and Type	Length Att. & Recovered (in)	Blow Counts	Depth In Feet	Soil/Rock Description And Geologic Origin For Each Major Unit	U S C S	Graphic Log	Well Diagram	PID/FID	Soil Properties: Compressive Strength	Moisture Content	Liquid Limit	Plasticity Index	P 200	RQD/ Comments
			4	blind drilled										
			8											
			12											
			16											
			20											
			24											
			28											
			32											
			36											
			40											
			44											

I hereby certify that the information on this form is true and correct to the best of my knowledge.

Signature	Firm	
	The Sigma Group 1300 W Canal St Milwaukee, WI 53233	Tel: 414-643-4200 Fax: 414-643-4210

This form is authorized by Chapters 281, 283, 289, 291, 292, 293, 295, and 299, Wis. Stats. Completion of this form is mandatory. Failure to file this form may result in forfeiture of between $10 and $25,000, or imprisonment for up to one year, depending on the program and conduct involved. Personally identifiable information on this form is not intended to be be used for any other purpose. NOTE: See instructions for more information, including where the completed form should be sent.

State of Wisconsin
Department of Natural Resources

SOIL BORING LOG INFORMATION

Form 4400-122 Rev. 7-98

Route To: Watershed/Wastewater ☐ Waste Management ☐
Remediation/Redevelopment ☒ Other ☐

Facility/Project Name	License/Permit/Monitoring Number	Boring Number
Actions Metals/ACME Galvanizing	-	TW-1

Boring Drilled By: Name of crew chief (first, last) and Firm	Date Drilling Started	Date Drilling Completed	Drilling Method
Jacob Krause The Sigma Group	12/22/2017	12/22/2017	hand auger

WI Unique Well No.	DNR Well ID No.	Common Well Name	Final Static Water Level	Surface Elevation	Borehole Diameter
		TW-1	Feet MSL	611.7 Feet MSL	3.0 inches

Local Grid Origin ☐ (estimated: ☐) or Boring Location ☒
State Plane 369,498 N, 2,552,221 E Ⓢ/C/N
NW 1/4 of SE 1/4 of Section 7, T 6 N, R 22 E
Lat ___ ° ___ ' ___ "
Long ___ ° ___ ' ___ "
Local Grid Location ☐ N ☐ E Feet ☐ S Feet ☐ W

Facility ID	County	County Code	Civil Town/City/ or Village
	Milwaukee	41	Milwaukee

Sample Number and Type	Length Att. & Recovered (in)	Blow Counts	Depth In Feet	Soil/Rock Description And Geologic Origin For Each Major Unit	U S C S	Graphic Log	Well Diagram	PID/FID	Soil Properties: Compressive Strength	Moisture Content	Liquid Limit	Plasticity Index	P 200	RQD/ Comments
	72	HAND	0.5	TOPSOIL, roots										
			1.0 1.5 2.0 2.5	SILTY GRAVEL, dark brown, medium dense, moist, trace cinders or foundry slag fragments	ML									
			3.0 3.5 4.0 4.5 5.0 5.5	SAND, grey, medium dense, moist, trace silt and clay wet @ ~4'	SW									
			6.0	EOB @ 6' bgs. Well set to 6' w/ 2.5' screen.										

I hereby certify that the information on this form is true and correct to the best of my knowledge.

Signature

Firm The Sigma Group
1300 W Canal St Milwaukee, WI 53233
Tel: 414-643-4200
Fax: 414-643-4210

This form is authorized by Chapters 281, 283, 289, 291, 292, 293, 295, and 299, Wis. Stats. Completion of this form is mandatory. Failure to file this form may result in forfeiture of between $10 and $25,000, or imprisonment for up to one year, depending on the program and conduct involved. Personally identifiable information on this form is not intended to be be used for any other purpose. NOTE: See instructions for more information, including where the completed form should be sent.

State of Wisconsin
Department of Natural Resources

SOIL BORING LOG INFORMATION

Form 4400-122 Rev. 7-98

Route To: Watershed/Wastewater ☐ Waste Management ☐
Remediation/Redevelopment ☒ Other ☐

Facility/Project Name	License/Permit/Monitoring Number	Boring Number
Actions Metals/ACME Galvanizing	-	TW-2

Boring Drilled By: Name of crew chief (first, last) and Firm	Date Drilling Started	Date Drilling Completed	Drilling Method
Jacob Krause The Sigma Group	12/22/2017	12/22/2017	hand auger

WI Unique Well No.	DNR Well ID No.	Common Well Name	Final Static Water Level	Surface Elevation	Borehole Diameter
		TW-2	610.2 Feet MSL	612.2 Feet MSL	3.0 inches

Local Grid Origin ☐ (estimated: ☐) or Boring Location ☒
State Plane 369,425 N, 2,552,263 E Ⓢ/C/N
NW 1/4 of SE 1/4 of Section 7, T 6 N, R 22 E
Lat ___ ° ___ ' ___ "
Long ___ ° ___ ' ___ "
Local Grid Location ☐ N ☐ E Feet ☐ S Feet ☐ W

Facility ID	County	County Code	Civil Town/City/ or Village
	Milwaukee	41	Milwaukee

Sample: Number and Type	Length Att. & Recovered (in)	Blow Counts	Depth In Feet	Soil/Rock Description And Geologic Origin For Each Major Unit	U S C S	Graphic Log	Well Diagram	PID/FID	Soil Properties: Compressive Strength	Moisture Content	Liquid Limit	Plasticity Index	P 200	RQD/ Comments
			0.5	TOPSOIL, roots										
			1.0 1.5 2.0	SILTY GRAVEL, dark brown, medium dense, moist, trace cinders or foundry slag fragments	ML									
			2.5 3.0 3.5 4.0 4.5 5.0 5.5	SAND, grey, medium dense, moist, trace silt and clay wet @ ~4'	SW									
			6.0	EOB @ 6' bgs. Well set to 6' w/ 2.5' screen.										

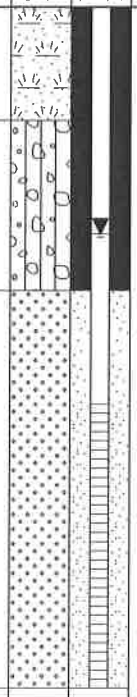

I hereby certify that the information on this form is true and correct to the best of my knowledge.

Signature Firm The Sigma Group
1300 W Canal St Milwaukee, WI 53233
Tel: 414-643-4200
Fax: 414-643-4210

This form is authorized by Chapters 281, 283, 289, 291, 292, 293, 295, and 299, Wis. Stats. Completion of this form is mandatory. Failure to file this form may result in forfeiture of between $10 and $25,000, or imprisonment for up to one year, depending on the program and conduct involved. Personally identifiable information on this form is not intended to be be used for any other purpose. NOTE: See instructions for more information, including where the completed form should be sent.

State of Wisconsin
Department of Natural Resources

SOIL BORING LOG INFORMATION

Form 4400-122 Rev. 7-98

Route To: Watershed/Wastewater ☐ Waste Management ☐
Remediation/Redevelopment ☒ Other ☐

Facility/Project Name	License/Permit/Monitoring Number	Boring Number
Actions Metals/ACME Galvanizing	-	TW-3

Boring Drilled By: Name of crew chief (first, last) and Firm	Date Drilling Started	Date Drilling Completed	Drilling Method
Jacob Krause The Sigma Group	12/22/2017	12/22/2017	hand auger

WI Unique Well No.	DNR Well ID No.	Common Well Name	Final Static Water Level	Surface Elevation	Borehole Diameter
		TW-3	Feet MSL	612.5 Feet MSL	3.0 inches

Local Grid Origin ☐ (estimated: ☐) or Boring Location ☒
State Plane 369,356 N, 2,552,311 E Ⓢ/C/N
NW 1/4 of SE 1/4 of Section 7, T 6 N, R 22 E
Lat ___ ° ___ ' ___ "
Long ___ ° ___ ' ___ "
Local Grid Location ☐ N ☐ E Feet ☐ S Feet ☐ W

Facility ID	County	County Code	Civil Town/City/ or Village
	Milwaukee	41	Milwaukee

Sample: Number and Type	Length Att. & Recovered (in)	Blow Counts	Depth In Feet	Soil/Rock Description And Geologic Origin For Each Major Unit	U S C S	Graphic Log	Well Diagram	PID/FID	Soil Properties: Compressive Strength	Moisture Content	Liquid Limit	Plasticity Index	P 200	RQD/ Comments
			0.5	TOPSOIL, roots										
			1.0 1.5 2.0 2.5	SILTY GRAVEL, dark brown, medium dense, moist, trace cinders or foundry slag fragments	ML									
			3.0 3.5 4.0 4.5 5.0 5.5	SAND, grey, medium dense, moist, trace silt and clay wet @ ~4'	SW									
			6.0	EOB @ 6' bgs. Well set to 6' w/ 2.5' screen.										

I hereby certify that the information on this form is true and correct to the best of my knowledge.

Signature

Firm The Sigma Group
1300 W Canal St Milwaukee, WI 53233
Tel: 414-643-4200
Fax: 414-643-4210

This form is authorized by Chapters 281, 283, 289, 291, 292, 293, 295, and 299, Wis. Stats. Completion of this form is mandatory. Failure to file this form may result in forfeiture of between $10 and $25,000, or imprisonment for up to one year, depending on the program and conduct involved. Personally identifiable information on this form is not intended to be be used for any other purpose. NOTE: See instructions for more information, including where the completed form should be sent.

APPENDIX C

Soil Boring and Monitoring Well Abandonment Forms

State of Wisconsin
Department of Natural Resources

WELL/DRILLHOLE/BOREHOLE ABANDONMENT
Form 3300-5 2/2000

Notice: Please complete Form 3300-5 and return it to the appropriate DNR office and bureau. Completion of this report is required by chs. 160, 281, 283, 289, 291, 292, 293, 295, and 299, Wis. Stats., and ch. NR 141, Wis. Adm. Code. In accordance with chs. 281, 289, 291, 292, 293, 295, and 299, Wis. Stats., failure to file this form may result in a forfeiture of between $10 and $25,000, or imprisonment for up to one year, depending on the program and conduct involved. Personally identifiable information on this form is not intended to be used for any other purpose. NOTE: See the instructions for more information.

Route to: ☐ Drinking Water ☐ Watershed/Wastewater ☐ Waste Management ☒ Remediation/Redevelopment ☐ Other _____

(1) GENERAL INFORMATION

WI Unique Well No. | DNR Well ID No. | County: Milwaukee

Common Well Name: GP-1 Gov't Lot (if applicable): _____

Grid Location: NW 1/4 of SE 1/4 of Sec. 7 ; T. 6 N; R. 22 ☒ E ☐ W

369392.7061 ft. ☒ N. ☐ S., 2552054.989 ft. ☒ E. ☐ W.

Local Grid Origin ☐ (estimated: ☐) or Well Location ☒

Lat ___ ° ___ ' ___ " Long ___ ° ___ ' ___ " or

State Plane 369,393 ft. N. 2,552,055 ft. E. ☒ S ☐ C ☐ N Zone

Reason For Abandonment: Investigative - No further use

WI Unique Well No. of Replacement Well: NA

(2) FACILITY /OWNER INFORMATION

Facility Name: Actions Metals/ACME Galvanizing

Facility ID | License/Permit/Monitoring No.: -

Street Address of Well: 2730 S. 19th St.

City, Village, or Town: Milwaukee

Present Well Owner | Original Owner: ACME Galvanizing

Street Address or Route of Owner: SAME

City, State, Zip Code

(3) WELL/DRILLHOLE/BOREHOLE INFORMATION

Original Construction Date _____

☐ Monitoring Well
☐ Water Well
☐ Drillhole / Borehole

If a Well Construction Report is available, please attach.

Construction Type:
☐ Drilled ☐ Driven (Sandpoint) ☐ Dug
☒ Other (Specify) Direct Push (Geoprobe)

Formation Type:
☒ Unconsolidated Formation ☐ Bedrock

Total Well Depth (ft) _____ (From ground surface)
Casing Diameter (in.) _____
Casing Depth (ft.) _____

Lower Drillhole Diameter (in.) 2.0

Was Well Annular Space Grouted? ☐ Yes ☐ No ☐ Unknown

If Yes, To What Depth? _____ Feet

Depth to Water (Feet) _____

(4) PUMP, LINER, SCREEN, CASING, & SEALING MATERIAL

Pump & Piping Removed?	☐ Yes	☐ No	☐ Not Applicable
Liner(s) Removed?	☐ Yes	☐ No	☐ Not Applicable
Screen Removed?	☐ Yes	☐ No	☐ Not Applicable
Casing Left in Place?	☐ Yes	☐ No	
Was Casing Cut Off Below Surface?	☐ Yes	☐ No	
Did Sealing Material Rise to Surface?	☒ Yes	☐ No	
Did Material Settle After 24 Hours?	☐ Yes	☒ No	
If Yes, Was Hole Retopped?	☐ Yes	☒ No	

Required Method of Placing Sealing Material
☐ Conductor Pipe - Gravity ☐ Conductor Pipe - Pumped
☐ Screened & Poured (Bentonite Chips) ☒ Other (Explain) Gravity Pour

Sealing Materials
☐ Neat Cement Grout
☐ Sand-Cement (Concrete) Grout
☐ Concrete
☐ Clay-Sand Slurry
☐ Bentonite-Sand Slurry
☐ Chipped Bentonite

For monitoring wells and monitoring well boreholes only
☐ Bentonite Chips
☐ Granular Bentonite
☐ Bentonite-Cement Grout
☐ Bentonite - Sand Slurry

(5) Sealing Material Used	From (Ft.)	To (Ft.)	Cubic Feet	Mix Ratio or Mud Weight
3/8" Bentonite Chips	Surface	22.0		

(6) Comments _____

(7) Name of Person or Firm Doing Sealing Work: The Sigma Group
Date of Abandonment: 10/23/17
Signature of Person Doing Work
Date Signed: 11/1/17
Street or Route: 1300 W. Canal St.
Telephone Number: 414-643-4200
City, State, Zip Code: Milwaukee, WI 53233

FOR DNR OR COUNTY USE ONLY
Date Received | Noted By
Comments

State of Wisconsin
Department of Natural Resources

WELL/DRILLHOLE/BOREHOLE ABANDONMENT
Form 3300-5 2/2000

Notice: Please complete Form 3300-5 and return it to the appropriate DNR office and bureau. Completion of this report is required by chs. 160, 281, 283, 289, 291, 292, 293, 295, and 299, Wis. Stats., and ch. NR 141, Wis. Adm. Code. In accordance with chs. 281, 289, 291, 292, 293, 295, and 299, Wis. Stats., failure to file this form may result in a forfeiture of between $10 and $25,000, or imprisonment for up to one year, depending on the program and conduct involved. Personally identifiable information on this form is not intended to be used for any other purpose. NOTE: See the instructions for more information.

Route to: ☐ Drinking Water ☐ Watershed/Wastewater ☐ Waste Management ☒ Remediation/Redevelopment ☐ Other

(1) GENERAL INFORMATION

WI Unique Well No.
DNR Well ID No.
County: Milwaukee

Common Well Name: GP-2 Gov't Lot (if applicable)

Grid Location: NW 1/4 of SE 1/4 of Sec. 7 ; T. 6 N; R. 22 ☒ E ☐ W

369366.199 ft. ☒ N. ☐ S., 2552028.039 ft. ☒ E. ☐ W.

Local Grid Origin ☐ (estimated: ☐) or Well Location ☒

Lat ___ ° ___ ' ___ " Long ___ ° ___ ' ___ " or

State Plane 369,366 ft. N. 2,552,028 ft. E. ☒ S ☐ C ☐ N Zone

Reason For Abandonment: Investigative - No further use
WI Unique Well No. of Replacement Well: NA

(2) FACILITY /OWNER INFORMATION

Facility Name: Actions Metals/ACME Galvanizing
Facility ID
License/Permit/Monitoring No.: -
Street Address of Well: 2730 S. 19th St.
City, Village, or Town: Milwaukee
Present Well Owner
Original Owner: ACME Galvanizing
Street Address or Route of Owner: SAME
City, State, Zip Code

(3) WELL/DRILLHOLE/BOREHOLE INFORMATION

Original Construction Date

☐ Monitoring Well
☐ Water Well
☐ Drillhole / Borehole

If a Well Construction Report is available, please attach.

Construction Type:
☐ Drilled ☐ Driven (Sandpoint) ☐ Dug
☒ Other (Specify) Direct Push (Geoprobe)

Formation Type:
☒ Unconsolidated Formation ☐ Bedrock

Total Well Depth (ft) (From ground surface)
Casing Diameter (in.)
Casing Depth (ft.)
Lower Drillhole Diameter (in.) 2.0

Was Well Annular Space Grouted? ☐ Yes ☐ No ☐ Unknown
If Yes, To What Depth? ___ Feet
Depth to Water (Feet)

(4) PUMP, LINER, SCREEN, CASING, & SEALING MATERIAL

Pump & Piping Removed?	☐ Yes	☐ No	☐ Not Applicable
Liner(s) Removed?	☐ Yes	☐ No	☐ Not Applicable
Screen Removed?	☐ Yes	☐ No	☐ Not Applicable
Casing Left in Place?	☐ Yes	☐ No	
Was Casing Cut Off Below Surface?	☐ Yes	☐ No	
Did Sealing Material Rise to Surface?	☒ Yes	☐ No	
Did Material Settle After 24 Hours?	☐ Yes	☒ No	
If Yes, Was Hole Retopped?	☐ Yes	☒ No	

Required Method of Placing Sealing Material
☐ Conductor Pipe - Gravity ☐ Conductor Pipe - Pumped
☐ Screened & Poured (Bentonite Chips) ☒ Other (Explain) Gravity Pour

Sealing Materials
☐ Neat Cement Grout
☐ Sand-Cement (Concrete) Grout
☐ Concrete
☐ Clay-Sand Slurry
☐ Bentonite-Sand Slurry
☐ Chipped Bentonite

For monitoring wells and monitoring well boreholes only
☐ Bentonite Chips
☐ Granular Bentonite
☐ Bentonite-Cement Grout
☐ Bentonite - Sand Slurry

(5) Sealing Material Used	From (Ft.)	To (Ft.)	Cubic Feet	Mix Ratio or Mud Weight
3/8" Bentonite Chips	Surface	15.0		

(6) Comments

(7) Name of Person or Firm Doing Sealing Work: The Sigma Group
Date of Abandonment: 10/23/17
Signature of Person Doing Work
Date Signed: 11/1/17
Street or Route: 1300 W. Canal St.
Telephone Number: 414-643-4200
City, State, Zip Code: Milwaukee, WI 53233

FOR DNR OR COUNTY USE ONLY
Date Received
Noted By
Comments

State of Wisconsin
Department of Natural Resources

WELL/DRILLHOLE/BOREHOLE ABANDONMENT
Form 3300-5 2/2000

Notice: Please complete Form 3300-5 and return it to the appropriate DNR office and bureau. Completion of this report is required by chs. 160, 281, 283, 289, 291, 292, 293, 295, and 299, Wis. Stats., and ch. NR 141, Wis. Adm. Code. In accordance with chs. 281, 289, 291, 292, 293, 295, and 299, Wis. Stats., failure to file this form may result in a forfeiture of between $10 and $25,000, or imprisonment for up to one year, depending on the program and conduct involved. Personally identifiable information on this form is not intended to be used for any other purpose. NOTE: See the instructions for more information.

Route to: ☐ Drinking Water ☐ Watershed/Wastewater ☐ Waste Management ☒ Remediation/Redevelopment ☐ Other _____

(1) GENERAL INFORMATION

WI Unique Well No. | DNR Well ID No. | County: Milwaukee

Common Well Name: GP-3 Gov't Lot (if applicable): _____

Grid Location: NW 1/4 of SE 1/4 of Sec. 7 ; T. 6 N; R. 22 ☒ E ☐ W

369353.1977 ft. ☒ N. ☐ S., 2552055.783 ft. ☒ E. ☐ W.

Local Grid Origin ☐ (estimated: ☐) or Well Location ☒

Lat ___ ° ___ ' ___ " Long ___ ° ___ ' ___ " or

State Plane 369,353 ft. N. 2,552,056 ft. E. S ☒ C ☐ N ☐ Zone

Reason For Abandonment: Investigative - No further use

WI Unique Well No. of Replacement Well: NA

(2) FACILITY /OWNER INFORMATION

Facility Name: Actions Metals/ACME Galvanizing

Facility ID | License/Permit/Monitoring No.: -

Street Address of Well: 2730 S. 19th St.

City, Village, or Town: Milwaukee

Present Well Owner | Original Owner: ACME Galvanizing

Street Address or Route of Owner: SAME

City, State, Zip Code

(3) WELL/DRILLHOLE/BOREHOLE INFORMATION

Original Construction Date _____

☐ Monitoring Well
☐ Water Well
☐ Drillhole / Borehole

If a Well Construction Report is available, please attach.

Construction Type:
☐ Drilled ☐ Driven (Sandpoint) ☐ Dug
☒ Other (Specify) Direct Push (Geoprobe)

Formation Type:
☒ Unconsolidated Formation ☐ Bedrock

Total Well Depth (ft) _____ (From ground surface)
Casing Diameter (in.) _____
Casing Depth (ft.) _____

Lower Drillhole Diameter (in.) 2.0

Was Well Annular Space Grouted? ☐ Yes ☐ No ☐ Unknown

If Yes, To What Depth? _____ Feet

Depth to Water (Feet) _____

(4) PUMP, LINER, SCREEN, CASING, & SEALING MATERIAL

Pump & Piping Removed?	☐ Yes	☐ No	☐ Not Applicable
Liner(s) Removed?	☐ Yes	☐ No	☐ Not Applicable
Screen Removed?	☐ Yes	☐ No	☐ Not Applicable
Casing Left in Place?	☐ Yes	☐ No	
Was Casing Cut Off Below Surface?	☐ Yes	☐ No	
Did Sealing Material Rise to Surface?	☒ Yes	☐ No	
Did Material Settle After 24 Hours?	☐ Yes	☒ No	
If Yes, Was Hole Retopped?	☐ Yes	☒ No	

Required Method of Placing Sealing Material
☐ Conductor Pipe - Gravity ☐ Conductor Pipe - Pumped
☐ Screened & Poured ☒ Other (Explain) Gravity Pour
(Bentonite Chips)

Sealing Materials
☐ Neat Cement Grout
☐ Sand-Cement (Concrete) Grout
☐ Concrete
☐ Clay-Sand Slurry
☐ Bentonite-Sand Slurry
☐ Chipped Bentonite

For monitoring wells and monitoring well boreholes only
☐ Bentonite Chips
☐ Granular Bentonite
☐ Bentonite-Cement Grout
☐ Bentonite - Sand Slurry

(5) Sealing Material Used	From (Ft.)	To (Ft.)	Cubic Feet	Mix Ratio or Mud Weight
3/8" Bentonite Chips	Surface	15.0		

(6) Comments _____

(7) Name of Person or Firm Doing Sealing Work: The Sigma Group
Date of Abandonment: 10/23/17
Signature of Person Doing Work
Date Signed: 11/1/2017
Street or Route: 1300 W. Canal St.
Telephone Number: 414-643-4200
City, State, Zip Code: Milwaukee, WI 53233

FOR DNR OR COUNTY USE ONLY
Date Received | Noted By
Comments

State of Wisconsin
Department of Natural Resources

WELL/DRILLHOLE/BOREHOLE ABANDONMENT

Form 3300-5 2/2000

Notice: Please complete Form 3300-5 and return it to the appropriate DNR office and bureau. Completion of this report is required by chs. 160, 281, 283, 289, 291, 292, 293, 295, and 299, Wis. Stats., and ch. NR 141, Wis. Adm. Code. In accordance with chs. 281, 289, 291, 292, 293, 295, and 299, Wis. Stats., failure to file this form may result in a forfeiture of between $10 and $25,000, or imprisonment for up to one year, depending on the program and conduct involved. Personally identifiable information on this form is not intended to be used for any other purpose. NOTE: See the instructions for more information.

Route to: ☐ Drinking Water ☐ Watershed/Wastewater ☐ Waste Management ☒ Remediation/Redevelopment ☐ Other

(1) GENERAL INFORMATION

WI Unique Well No.:
DNR Well ID No.:
County: Milwaukee

Common Well Name: GP-4a
Gov't Lot (if applicable):

Grid Location: NW 1/4 of SE 1/4 of Sec. 7 ; T. 6 N; R. 22 ☒ E ☐ W

369261.9252 ft. ☒ N. ☐ S., 2552115.66 ft. ☒ E. ☐ W.

Local Grid Origin ☐ (estimated: ☐) or Well Location ☒

Lat ___ ° ___ ' ___ " Long ___ ° ___ ' ___ " or

State Plane 369,262 ft. N. 2,552,116 ft. E. S ☒ C ☐ N ☐ Zone

Reason For Abandonment: Investigative - No further use
WI Unique Well No. of Replacement Well: NA

(2) FACILITY /OWNER INFORMATION

Facility Name: Actions Metals/ACME Galvanizing
Facility ID:
License/Permit/Monitoring No.: -
Street Address of Well: 2730 S. 19th St.
City, Village, or Town: Milwaukee
Present Well Owner:
Original Owner: ACME Galvanizing
Street Address or Route of Owner: SAME
City, State, Zip Code:

(3) WELL/DRILLHOLE/BOREHOLE INFORMATION

Original Construction Date:

☐ Monitoring Well
☐ Water Well
☐ Drillhole / Borehole

If a Well Construction Report is available, please attach.

Construction Type:
☐ Drilled ☐ Driven (Sandpoint) ☐ Dug
☒ Other (Specify) Direct Push (Geoprobe)

Formation Type:
☒ Unconsolidated Formation ☐ Bedrock

Total Well Depth (ft) (From ground surface):
Casing Diameter (in.):
Casing Depth (ft.):
Lower Drillhole Diameter (in.): 2.0

Was Well Annular Space Grouted? ☐ Yes ☐ No ☐ Unknown
If Yes, To What Depth? ___ Feet
Depth to Water (Feet):

(4) PUMP, LINER, SCREEN, CASING, & SEALING MATERIAL

Pump & Piping Removed?	☐ Yes	☐ No	☐ Not Applicable
Liner(s) Removed?	☐ Yes	☐ No	☐ Not Applicable
Screen Removed?	☐ Yes	☐ No	☐ Not Applicable
Casing Left in Place?	☐ Yes	☐ No	
Was Casing Cut Off Below Surface?	☐ Yes	☐ No	
Did Sealing Material Rise to Surface?	☒ Yes	☐ No	
Did Material Settle After 24 Hours?	☐ Yes	☒ No	
If Yes, Was Hole Retopped?	☐ Yes	☒ No	

Required Method of Placing Sealing Material
☐ Conductor Pipe - Gravity ☐ Conductor Pipe - Pumped
☐ Screened & Poured (Bentonite Chips) ☒ Other (Explain) Gravity Pour

Sealing Materials
☐ Neat Cement Grout
☐ Sand-Cement (Concrete) Grout
☐ Concrete
☐ Clay-Sand Slurry
☐ Bentonite-Sand Slurry
☐ Chipped Bentonite

For monitoring wells and monitoring well boreholes only
☐ Bentonite Chips
☐ Granular Bentonite
☐ Bentonite-Cement Grout
☐ Bentonite - Sand Slurry

(5) Sealing Material Used	From (Ft.)	To (Ft.)	Cubic Feet	Mix Ratio or Mud Weight
3/8" Bentonite Chips	Surface	12.0		

(6) Comments

(7) Name of Person or Firm Doing Sealing Work: The Sigma Group
Date of Abandonment: 10/23/17
Signature of Person Doing Work:
Date Signed: 11/1/2017
Street or Route: 1300 W. Canal St.
Telephone Number: 414-643-4200
City, State, Zip Code: Milwaukee, WI 53233

FOR DNR OR COUNTY USE ONLY
Date Received:
Noted By:
Comments:

State of Wisconsin
Department of Natural Resources

WELL/DRILLHOLE/BOREHOLE ABANDONMENT
Form 3300-5 2/2000

Notice: Please complete Form 3300-5 and return it to the appropriate DNR office and bureau. Completion of this report is required by chs. 160, 281, 283, 289, 291, 292, 293, 295, and 299, Wis. Stats., and ch. NR 141, Wis. Adm. Code. In accordance with chs. 281, 289, 291, 292, 293, 295, and 299, Wis. Stats., failure to file this form may result in a forfeiture of between $10 and $25,000, or imprisonment for up to one year, depending on the program and conduct involved. Personally identifiable information on this form is not intended to be used for any other purpose. NOTE: See the instructions for more information.

Route to: ☐ Drinking Water ☐ Watershed/Wastewater ☐ Waste Management ☒ Remediation/Redevelopment ☐ Other _____

(1) GENERAL INFORMATION

WI Unique Well No. | DNR Well ID No. | County: Milwaukee

Common Well Name: GP-5a _____ Gov't Lot (if applicable)

Grid Location: NW 1/4 of SE 1/4 of Sec. 7 ; T. 6 N; R. 22 ☒ E ☐ W

369231.2452 ft. ☒ N. ☐ S., 2552129.333 ft. ☒ E. ☐ W.

Local Grid Origin ☐ (estimated: ☐) or Well Location ☒

Lat ___ ° ___ ' ___ " Long ___ ° ___ ' ___ " or

State Plane 369,231 ft. N. 2,552,129 ft. E. S ☒ C ☐ N ☐ Zone

Reason For Abandonment: Investigative - No further use

WI Unique Well No. of Replacement Well: NA

(2) FACILITY /OWNER INFORMATION

Facility Name: Actions Metals/ACME Galvanizing

Facility ID | License/Permit/Monitoring No.: -

Street Address of Well: 2730 S. 19th St.

City, Village, or Town: Milwaukee

Present Well Owner | Original Owner: ACME Galvanizing

Street Address or Route of Owner: SAME

City, State, Zip Code

(3) WELL/DRILLHOLE/BOREHOLE INFORMATION

Original Construction Date _____

☐ Monitoring Well
☐ Water Well
☐ Drillhole / Borehole

If a Well Construction Report is available, please attach.

Construction Type:
☐ Drilled ☐ Driven (Sandpoint) ☐ Dug
☒ Other (Specify) Direct Push (Geoprobe)

Formation Type:
☒ Unconsolidated Formation ☐ Bedrock

Total Well Depth (ft) _____ (From ground surface) Casing Diameter (in.) _____
Casing Depth (ft.) _____

Lower Drillhole Diameter (in.) 2.0

Was Well Annular Space Grouted? ☐ Yes ☐ No ☐ Unknown

If Yes, To What Depth? _____ Feet

Depth to Water (Feet) _____

(4) PUMP, LINER, SCREEN, CASING, & SEALING MATERIAL

Pump & Piping Removed?	☐ Yes	☐ No	☐ Not Applicable
Liner(s) Removed?	☐ Yes	☐ No	☐ Not Applicable
Screen Removed?	☐ Yes	☐ No	☐ Not Applicable
Casing Left in Place?	☐ Yes	☐ No	
Was Casing Cut Off Below Surface?	☐ Yes	☐ No	
Did Sealing Material Rise to Surface?	☒ Yes	☐ No	
Did Material Settle After 24 Hours?	☐ Yes	☒ No	
If Yes, Was Hole Retopped?	☐ Yes	☒ No	

Required Method of Placing Sealing Material
☐ Conductor Pipe - Gravity ☐ Conductor Pipe - Pumped
☐ Screened & Poured (Bentonite Chips) ☒ Other (Explain) Gravity Pour

Sealing Materials
☐ Neat Cement Grout
☐ Sand-Cement (Concrete) Grout
☐ Concrete
☐ Clay-Sand Slurry
☐ Bentonite-Sand Slurry
☐ Chipped Bentonite

For monitoring wells and monitoring well boreholes only
☐ Bentonite Chips
☐ Granular Bentonite
☐ Bentonite-Cement Grout
☐ Bentonite - Sand Slurry

(5) Sealing Material Used	From (Ft.)	To (Ft.)	Cubic Feet	Mix Ratio or Mud Weight
3/8" Bentonite Chips	Surface	10.0		

(6) Comments _____

(7) Name of Person or Firm Doing Sealing Work: The Sigma Group | Date of Abandonment: 10/23/17

Signature of Person Doing Work | Date Signed: 11/1/17

Street or Route: 1300 W. Canal St. | Telephone Number: 414-643-4200

City, State, Zip Code: Milwaukee, WI 53233

FOR DNR OR COUNTY USE ONLY

Date Received | Noted By

Comments

State of Wisconsin
Department of Natural Resources

WELL/DRILLHOLE/BOREHOLE ABANDONMENT
Form 3300-5 2/2000

Notice: Please complete Form 3300-5 and return it to the appropriate DNR office and bureau. Completion of this report is required by chs. 160, 281, 283, 289, 291, 292, 293, 295, and 299, Wis. Stats., and ch. NR 141, Wis. Adm. Code. In accordance with chs. 281, 289, 291, 292, 293, 295, and 299, Wis. Stats., failure to file this form may result in a forfeiture of between $10 and $25,000, or imprisonment for up to one year, depending on the program and conduct involved. Personally identifiable information on this form is not intended to be used for any other purpose. NOTE: See the instructions for more information.

Route to: ☐ Drinking Water ☐ Watershed/Wastewater ☐ Waste Management ☒ Remediation/Redevelopment ☐ Other _____

(1) GENERAL INFORMATION

WI Unique Well No. | DNR Well ID No. | County: Milwaukee

Common Well Name: GP-6 _____ Gov't Lot (if applicable)

Grid Location: NW 1/4 of SE 1/4 of Sec. 7 ; T. 6 N; R. 22 ☒ E ☐ W

369226.7514 ft. ☒ N. ☐ S., 2552110.147 ft. ☒ E. ☐ W.

Local Grid Origin ☐ (estimated: ☐) or Well Location ☒

Lat ___ ° ___ ' ___ " Long ___ ° ___ ' ___ " or

State Plane 369,227 ft. N. 2,552,110 ft. E. ☒ S ☐ C ☐ N Zone

Reason For Abandonment: Investigative - No further use

WI Unique Well No. of Replacement Well: NA

(2) FACILITY /OWNER INFORMATION

Facility Name: Actions Metals/ACME Galvanizing

Facility ID | License/Permit/Monitoring No.: -

Street Address of Well: 2730 S. 19th St.

City, Village, or Town: Milwaukee

Present Well Owner | Original Owner: ACME Galvanizing

Street Address or Route of Owner: SAME

City, State, Zip Code

(3) WELL/DRILLHOLE/BOREHOLE INFORMATION

Original Construction Date _____

☐ Monitoring Well
☐ Water Well
☐ Drillhole / Borehole

If a Well Construction Report is available, please attach.

Construction Type:
☐ Drilled ☐ Driven (Sandpoint) ☐ Dug
☒ Other (Specify) Direct Push (Geoprobe)

Formation Type:
☒ Unconsolidated Formation ☐ Bedrock

Total Well Depth (ft) (From ground surface) _____ Casing Diameter (in.) _____

Casing Depth (ft.) _____

Lower Drillhole Diameter (in.) 2.0

Was Well Annular Space Grouted? ☐ Yes ☐ No ☐ Unknown

If Yes, To What Depth? _____ Feet

Depth to Water (Feet) _____

(4) PUMP, LINER, SCREEN, CASING, & SEALING MATERIAL

Pump & Piping Removed?	☐ Yes	☐ No	☐ Not Applicable
Liner(s) Removed?	☐ Yes	☐ No	☐ Not Applicable
Screen Removed?	☐ Yes	☐ No	☐ Not Applicable
Casing Left in Place?	☐ Yes	☐ No	
Was Casing Cut Off Below Surface?	☐ Yes	☐ No	
Did Sealing Material Rise to Surface?	☒ Yes	☐ No	
Did Material Settle After 24 Hours?	☐ Yes	☒ No	
If Yes, Was Hole Retopped?	☐ Yes	☒ No	

Required Method of Placing Sealing Material
☐ Conductor Pipe - Gravity ☐ Conductor Pipe - Pumped
☐ Screened & Poured (Bentonite Chips) ☒ Other (Explain) Gravity Pour

Sealing Materials
☐ Neat Cement Grout
☐ Sand-Cement (Concrete) Grout
☐ Concrete
☐ Clay-Sand Slurry
☐ Bentonite-Sand Slurry
☐ Chipped Bentonite

For monitoring wells and monitoring well boreholes only
☐ Bentonite Chips
☐ Granular Bentonite
☐ Bentonite-Cement Grout
☐ Bentonite - Sand Slurry

(5) Sealing Material Used	From (Ft.)	To (Ft.)	Cubic Feet	Mix Ratio or Mud Weight
3/8" Bentonite Chips	Surface	12.0		

(6) Comments _____

(7) Name of Person or Firm Doing Sealing Work: The Sigma Group | Date of Abandonment: 10/23/17

Signature of Person Doing Work | Date Signed: 11/1/17

Street or Route: 1300 W. Canal St. | Telephone Number: 414-643-4200

City, State, Zip Code: Milwaukee, WI 53233

FOR DNR OR COUNTY USE ONLY

Date Received | Noted By

Comments

State of Wisconsin
Department of Natural Resources

WELL/DRILLHOLE/BOREHOLE ABANDONMENT

Form 3300-5 2/2000

Notice: Please complete Form 3300-5 and return it to the appropriate DNR office and bureau. Completion of this report is required by chs. 160, 281, 283, 289, 291, 292, 293, 295, and 299, Wis. Stats., and ch. NR 141, Wis. Adm. Code. In accordance with chs. 281, 289, 291, 292, 293, 295, and 299, Wis. Stats., failure to file this form may result in a forfeiture of between $10 and $25,000, or imprisonment for up to one year, depending on the program and conduct involved. Personally identifiable information on this form is not intended to be used for any other purpose. NOTE: See the instructions for more information.

Route to: ☐ Drinking Water ☐ Watershed/Wastewater ☐ Waste Management ☒ Remediation/Redevelopment ☐ Other

(1) GENERAL INFORMATION

WI Unique Well No.:
DNR Well ID No.:
County: Milwaukee

Common Well Name: GP-7 Gov't Lot (if applicable):

Grid Location: NW 1/4 of SE 1/4 of Sec. 7 ; T. 6 N; R. 22 ☒ E ☐ W

369227.9598 ft. ☒ N. ☐ S., 2552088.894 ft. ☒ E. ☐ W.

Local Grid Origin ☐ (estimated: ☐) or Well Location ☒

Lat ° ' " Long ° ' " or

State Plane 369,228 ft. N. 2,552,089 ft. E. S ☒ C ☐ N ☐ Zone

Reason For Abandonment: Investigative - No further use

WI Unique Well No. of Replacement Well: NA

(2) FACILITY /OWNER INFORMATION

Facility Name: Actions Metals/ACME Galvanizing

Facility ID:
License/Permit/Monitoring No.: -

Street Address of Well: 2730 S. 19th St.

City, Village, or Town: Milwaukee

Present Well Owner:
Original Owner: ACME Galvanizing

Street Address or Route of Owner: SAME

City, State, Zip Code:

(3) WELL/DRILLHOLE/BOREHOLE INFORMATION

Original Construction Date:

☐ Monitoring Well
☐ Water Well
☐ Drillhole / Borehole

If a Well Construction Report is available, please attach.

Construction Type:
☐ Drilled ☐ Driven (Sandpoint) ☐ Dug
☒ Other (Specify) Direct Push (Geoprobe)

Formation Type:
☒ Unconsolidated Formation ☐ Bedrock

Total Well Depth (ft) (From ground surface):
Casing Diameter (in.):
Casing Depth (ft.):

Lower Drillhole Diameter (in.): 2.0

Was Well Annular Space Grouted? ☐ Yes ☐ No ☐ Unknown

If Yes, To What Depth? Feet

Depth to Water (Feet):

(4) PUMP, LINER, SCREEN, CASING, & SEALING MATERIAL

Pump & Piping Removed?	☐ Yes	☐ No	☐ Not Applicable
Liner(s) Removed?	☐ Yes	☐ No	☐ Not Applicable
Screen Removed?	☐ Yes	☐ No	☐ Not Applicable
Casing Left in Place?	☐ Yes	☐ No	
Was Casing Cut Off Below Surface?	☐ Yes	☐ No	
Did Sealing Material Rise to Surface?	☒ Yes	☐ No	
Did Material Settle After 24 Hours?	☐ Yes	☒ No	
If Yes, Was Hole Retopped?	☐ Yes	☒ No	

Required Method of Placing Sealing Material
☐ Conductor Pipe - Gravity ☐ Conductor Pipe - Pumped
☐ Screened & Poured (Bentonite Chips) ☒ Other (Explain) Gravity Pour

Sealing Materials
☐ Neat Cement Grout
☐ Sand-Cement (Concrete) Grout
☐ Concrete
☐ Clay-Sand Slurry
☐ Bentonite-Sand Slurry
☐ Chipped Bentonite

For monitoring wells and monitoring well boreholes only
☐ Bentonite Chips
☐ Granular Bentonite
☐ Bentonite-Cement Grout
☐ Bentonite - Sand Slurry

(5) Sealing Material Used	From (Ft.)	To (Ft.)	Cubic Feet	Mix Ratio or Mud Weight
3/8" Bentonite Chips	Surface	10.0		

(6) Comments

(7) Name of Person or Firm Doing Sealing Work: The Sigma Group
Date of Abandonment: 10/23/17
Signature of Person Doing Work:
Date Signed: 11/1/17
Street or Route: 4300 W. Canal St.
Telephone Number: 414-643-4200
City, State, Zip Code: Milwaukee, WI 53233

FOR DNR OR COUNTY USE ONLY

Date Received	Noted By
Comments	

State of Wisconsin
Department of Natural Resources

WELL/DRILLHOLE/BOREHOLE ABANDONMENT
Form 3300-5 2/2000

Notice: Please complete Form 3300-5 and return it to the appropriate DNR office and bureau. Completion of this report is required by chs. 160, 281, 283, 289, 291, 292, 293, 295, and 299, Wis. Stats., and ch. NR 141, Wis. Adm. Code. In accordance with chs. 281, 289, 291, 292, 293, 295, and 299, Wis. Stats., failure to file this form may result in a forfeiture of between $10 and $25,000, or imprisonment for up to one year, depending on the program and conduct involved. Personally identifiable information on this form is not intended to be used for any other purpose. NOTE: See the instructions for more information.

Route to: ☐ Drinking Water ☐ Watershed/Wastewater ☐ Waste Management ☒ Remediation/Redevelopment ☐ Other

(1) GENERAL INFORMATION

WI Unique Well No.
DNR Well ID No.
County: Milwaukee

Common Well Name: GP-8 Gov't Lot (if applicable)

Grid Location: NW 1/4 of SE 1/4 of Sec. 7 ; T. 6 N; R. 22 ☒ E ☐ W

369215.736 ft. ☒ N. ☐ S., 2552109.757 ft. ☒ E. ☐ W.

Local Grid Origin ☐ (estimated: ☐) or Well Location ☒

Lat ___ ° ___ ' ___ " Long ___ ° ___ ' ___ " or

State Plane 369,216 ft. N. 2,552,110 ft. E. ☒ S ☐ C ☐ N Zone

Reason For Abandonment: Investigative - No further use
WI Unique Well No. of Replacement Well: NA

(2) FACILITY /OWNER INFORMATION

Facility Name: Actions Metals/ACME Galvanizing

Facility ID
License/Permit/Monitoring No.: -

Street Address of Well: 2730 S. 19th St.

City, Village, or Town: Milwaukee

Present Well Owner
Original Owner: ACME Galvanizing

Street Address or Route of Owner: SAME

City, State, Zip Code

(3) WELL/DRILLHOLE/BOREHOLE INFORMATION

Original Construction Date ___

☐ Monitoring Well
☐ Water Well
☐ Drillhole / Borehole

If a Well Construction Report is available, please attach.

Construction Type:
☐ Drilled ☐ Driven (Sandpoint) ☐ Dug
☒ Other (Specify) Direct Push (Geoprobe)

Formation Type:
☒ Unconsolidated Formation ☐ Bedrock

Total Well Depth (ft) ___ (From ground surface)
Casing Diameter (in.) ___
Casing Depth (ft.) ___

Lower Drillhole Diameter (in.) 2.0

Was Well Annular Space Grouted? ☐ Yes ☐ No ☐ Unknown

If Yes, To What Depth? ___ Feet

Depth to Water (Feet) ___

(4) PUMP, LINER, SCREEN, CASING, & SEALING MATERIAL

Pump & Piping Removed?	☐ Yes	☐ No	☐ Not Applicable
Liner(s) Removed?	☐ Yes	☐ No	☐ Not Applicable
Screen Removed?	☐ Yes	☐ No	☐ Not Applicable
Casing Left in Place?	☐ Yes	☐ No	
Was Casing Cut Off Below Surface?	☐ Yes	☐ No	
Did Sealing Material Rise to Surface?	☒ Yes	☐ No	
Did Material Settle After 24 Hours?	☐ Yes	☒ No	
If Yes, Was Hole Retopped?	☐ Yes	☒ No	

Required Method of Placing Sealing Material
☐ Conductor Pipe - Gravity ☐ Conductor Pipe - Pumped
☐ Screened & Poured (Bentonite Chips) ☒ Other (Explain) Gravity Pour

Sealing Materials
☐ Neat Cement Grout
☐ Sand-Cement (Concrete) Grout
☐ Concrete
☐ Clay-Sand Slurry
☐ Bentonite-Sand Slurry
☐ Chipped Bentonite

For monitoring wells and monitoring well boreholes only
☐ Bentonite Chips
☐ Granular Bentonite
☐ Bentonite-Cement Grout
☐ Bentonite - Sand Slurry

(5) Sealing Material Used	From (Ft.)	To (Ft.)	Cubic Feet	Mix Ratio or Mud Weight
3/8" Bentonite Chips	Surface	10.0		

(6) Comments ___

(7) Name of Person or Firm Doing Sealing Work: The Sigma Group
Date of Abandonment: 10/23/17

Signature of Person Doing Work
Date Signed: 11/1/17

Street or Route: 1300 W. Canal St.
Telephone Number: 414-643-4200

City, State, Zip Code: Milwaukee, WI 53233

FOR DNR OR COUNTY USE ONLY

Date Received
Noted By
Comments

State of Wisconsin
Department of Natural Resources

WELL/DRILLHOLE/BOREHOLE ABANDONMENT
Form 3300-5 2/2000

Notice: Please complete Form 3300-5 and return it to the appropriate DNR office and bureau. Completion of this report is required by chs. 160, 281, 283, 289, 291, 292, 293, 295, and 299, Wis. Stats., and ch. NR 141, Wis. Adm. Code. In accordance with chs. 281, 289, 291, 292, 293, 295, and 299, Wis. Stats., failure to file this form may result in a forfeiture of between $10 and $25,000, or imprisonment for up to one year, depending on the program and conduct involved. Personally identifiable information on this form is not intended to be used for any other purpose. NOTE: See the instructions for more information.

Route to: ☐ Drinking Water ☐ Watershed/Wastewater ☐ Waste Management ☒ Remediation/Redevelopment ☐ Other

(1) GENERAL INFORMATION

WI Unique Well No.
DNR Well ID No.
County: Milwaukee

Common Well Name: GP-9 Gov't Lot (if applicable)

Grid Location: NW 1/4 of SE 1/4 of Sec. 7 ; T. 6 N; R. 22 ☒ E ☐ W

369202.5107 ft. ☒ N. ☐ S., 2552052.898 ft. ☒ E. ☐ W.

Local Grid Origin ☐ (estimated: ☐) or Well Location ☒

Lat ___ ° ___ ' ___ " Long ___ ° ___ ' ___ " or

State Plane 369,203 ft. N. 2,552,053 ft. E. ☒ S ☐ C ☐ N Zone

Reason For Abandonment: Investigative - No further use
WI Unique Well No. of Replacement Well: NA

(2) FACILITY /OWNER INFORMATION

Facility Name: Actions Metals/ACME Galvanizing

Facility ID
License/Permit/Monitoring No.: -

Street Address of Well: 2730 S. 19th St.

City, Village, or Town: Milwaukee

Present Well Owner
Original Owner: ACME Galvanizing

Street Address or Route of Owner: SAME

City, State, Zip Code

(3) WELL/DRILLHOLE/BOREHOLE INFORMATION

Original Construction Date ___

☐ Monitoring Well
☐ Water Well
☐ Drillhole / Borehole

If a Well Construction Report is available, please attach.

Construction Type:
☐ Drilled ☐ Driven (Sandpoint) ☐ Dug
☒ Other (Specify) Direct Push (Geoprobe)

Formation Type:
☒ Unconsolidated Formation ☐ Bedrock

Total Well Depth (ft) (From ground surface) ___ Casing Diameter (in.) ___
Casing Depth (ft.) ___

Lower Drillhole Diameter (in.) 2.0

Was Well Annular Space Grouted? ☐ Yes ☐ No ☐ Unknown

If Yes, To What Depth? ___ Feet

Depth to Water (Feet) ___

(4) PUMP, LINER, SCREEN, CASING, & SEALING MATERIAL

Pump & Piping Removed?	☐ Yes	☐ No	☐ Not Applicable
Liner(s) Removed?	☐ Yes	☐ No	☐ Not Applicable
Screen Removed?	☐ Yes	☐ No	☐ Not Applicable
Casing Left in Place?	☐ Yes	☐ No	
Was Casing Cut Off Below Surface?	☐ Yes	☐ No	
Did Sealing Material Rise to Surface?	☒ Yes	☐ No	
Did Material Settle After 24 Hours?	☐ Yes	☒ No	
If Yes, Was Hole Retopped?	☐ Yes	☒ No	

Required Method of Placing Sealing Material
☐ Conductor Pipe - Gravity ☐ Conductor Pipe - Pumped
☐ Screened & Poured (Bentonite Chips) ☒ Other (Explain) Gravity Pour

Sealing Materials
☐ Neat Cement Grout
☐ Sand-Cement (Concrete) Grout
☐ Concrete
☐ Clay-Sand Slurry
☐ Bentonite-Sand Slurry
☐ Chipped Bentonite

For monitoring wells and monitoring well boreholes only
☐ Bentonite Chips
☐ Granular Bentonite
☐ Bentonite-Cement Grout
☐ Bentonite - Sand Slurry

(5) Sealing Material Used	From (Ft.)	To (Ft.)	Cubic Feet	Mix Ratio or Mud Weight
3/8" Bentonite Chips	Surface	15.0		

(6) Comments ___

(7) Name of Person or Firm Doing Sealing Work: The Sigma Group
Date of Abandonment: 10/23/17
Signature of Person Doing Work
Date Signed: 11/1/17
Street or Route: 1300 W. Canal St.
Telephone Number: 414-643-4200
City, State, Zip Code: Milwaukee, WI 53233

FOR DNR OR COUNTY USE ONLY
Date Received
Noted By
Comments

State of Wisconsin
Department of Natural Resources

WELL/DRILLHOLE/BOREHOLE ABANDONMENT
Form 3300-5 2/2000

Notice: Please complete Form 3300-5 and return it to the appropriate DNR office and bureau. Completion of this report is required by chs. 160, 281, 283, 289, 291, 292, 293, 295, and 299, Wis. Stats., and ch. NR 141, Wis. Adm. Code. In accordance with chs. 281, 289, 291, 292, 293, 295, and 299, Wis. Stats., failure to file this form may result in a forfeiture of between $10 and $25,000, or imprisonment for up to one year, depending on the program and conduct involved. Personally identifiable information on this form is not intended to be used for any other purpose. NOTE: See the instructions for more information.

Route to: ☐ Drinking Water ☐ Watershed/Wastewater ☐ Waste Management ☒ Remediation/Redevelopment ☐ Other

(1) GENERAL INFORMATION

WI Unique Well No.
DNR Well ID No.
County: Milwaukee

Common Well Name: GP-11 Gov't Lot (if applicable)

Grid Location: NW 1/4 of SE 1/4 of Sec. 7 ; T. 6 N; R. 22 ☒ E ☐ W

369205.3453 ft. ☒ N. ☐ S., 2552102.491 ft. ☒ E. ☐ W.

Local Grid Origin ☐ (estimated: ☐) or Well Location ☒

Lat ° ' " Long ° ' " or

State Plane 369,205 ft. N. 2,552,102 ft. E. S ☒ C ☐ N ☐ Zone

Reason For Abandonment: Investigative - No further use
WI Unique Well No. of Replacement Well: NA

(2) FACILITY /OWNER INFORMATION

Facility Name: Actions Metals/ACME Galvanizing
Facility ID
License/Permit/Monitoring No.: -
Street Address of Well: 2730 S. 19th St.
City, Village, or Town: Milwaukee
Present Well Owner
Original Owner: ACME Galvanizing
Street Address or Route of Owner: SAME
City, State, Zip Code

(3) WELL/DRILLHOLE/BOREHOLE INFORMATION

Original Construction Date

☐ Monitoring Well
☐ Water Well
☐ Drillhole / Borehole

If a Well Construction Report is available, please attach.

Construction Type:
☐ Drilled ☐ Driven (Sandpoint) ☐ Dug
☒ Other (Specify) Direct Push (Geoprobe)

Formation Type:
☒ Unconsolidated Formation ☐ Bedrock

Total Well Depth (ft) (From ground surface)
Casing Diameter (in.)
Casing Depth (ft.)
Lower Drillhole Diameter (in.) 2.0

Was Well Annular Space Grouted? ☐ Yes ☐ No ☐ Unknown
If Yes, To What Depth? Feet
Depth to Water (Feet)

(4) PUMP, LINER, SCREEN, CASING, & SEALING MATERIAL

Pump & Piping Removed?	☐ Yes	☐ No	☐ Not Applicable
Liner(s) Removed?	☐ Yes	☐ No	☐ Not Applicable
Screen Removed?	☐ Yes	☐ No	☐ Not Applicable
Casing Left in Place?	☐ Yes	☐ No	
Was Casing Cut Off Below Surface?	☐ Yes	☐ No	
Did Sealing Material Rise to Surface?	☒ Yes	☐ No	
Did Material Settle After 24 Hours?	☐ Yes	☒ No	
If Yes, Was Hole Retopped?	☐ Yes	☒ No	

Required Method of Placing Sealing Material
☐ Conductor Pipe - Gravity ☐ Conductor Pipe - Pumped
☐ Screened & Poured (Bentonite Chips) ☒ Other (Explain) Gravity Pour

Sealing Materials
☐ Neat Cement Grout
☐ Sand-Cement (Concrete) Grout
☐ Concrete
☐ Clay-Sand Slurry
☐ Bentonite-Sand Slurry
☐ Chipped Bentonite

For monitoring wells and monitoring well boreholes only
☐ Bentonite Chips
☐ Granular Bentonite
☐ Bentonite-Cement Grout
☐ Bentonite - Sand Slurry

(5) Sealing Material Used	From (Ft.)	To (Ft.)	Cubic Feet	Mix Ratio or Mud Weight
3/8" Bentonite Chips	Surface	15.0		

(6) Comments

(7) Name of Person or Firm Doing Sealing Work: The Sigma Group
Date of Abandonment: 10/23/17
Signature of Person Doing Work
Date Signed: 11/1/17
Street or Route: 1300 W. Canal St.
Telephone Number: 414-643-4200
City, State, Zip Code: Milwaukee, WI 53233

FOR DNR OR COUNTY USE ONLY
Date Received
Noted By
Comments

State of Wisconsin
Department of Natural Resources

WELL/DRILLHOLE/BOREHOLE ABANDONMENT

Form 3300-5 2/2000

Notice: Please complete Form 3300-5 and return it to the appropriate DNR office and bureau. Completion of this report is required by chs. 160, 281, 283, 289, 291, 292, 293, 295, and 299, Wis. Stats., and ch. NR 141, Wis. Adm. Code. In accordance with chs. 281, 289, 291, 292, 293, 295, and 299, Wis. Stats., failure to file this form may result in a forfeiture of between $10 and $25,000, or imprisonment for up to one year, depending on the program and conduct involved. Personally identifiable information on this form is not intended to be used for any other purpose. NOTE: See the instructions for more information.

Route to: ☐ Drinking Water ☐ Watershed/Wastewater ☐ Waste Management ☒ Remediation/Redevelopment ☐ Other _____

(1) GENERAL INFORMATION

WI Unique Well No. | DNR Well ID No. | County: Milwaukee

Common Well Name: GP-12 Gov't Lot (if applicable): _____

Grid Location: NW 1/4 of SE 1/4 of Sec. 7 ; T. 6 N; R. 22 ☒ E ☐ W

369183.2794 ft. ☒ N. ☐ S., 2552087.073 ft. ☒ E. ☐ W.

Local Grid Origin ☐ (estimated: ☐) or Well Location ☒

Lat ___ ° ___ ' ___ " Long ___ ° ___ ' ___ " or

State Plane 369,183 ft. N. 2,552,087 ft. E. ☒ S ☐ C ☐ N Zone

Reason For Abandonment: Investigative - No further use

WI Unique Well No. of Replacement Well: NA

(2) FACILITY /OWNER INFORMATION

Facility Name: Actions Metals/ACME Galvanizing

Facility ID | License/Permit/Monitoring No.: -

Street Address of Well: 2730 S. 19th St.

City, Village, or Town: Milwaukee

Present Well Owner | Original Owner: ACME Galvanizing

Street Address or Route of Owner: SAME

City, State, Zip Code

(3) WELL/DRILLHOLE/BOREHOLE INFORMATION

Original Construction Date _____

☐ Monitoring Well
☐ Water Well
☐ Drillhole / Borehole

If a Well Construction Report is available, please attach.

Construction Type:
☐ Drilled ☐ Driven (Sandpoint) ☐ Dug
☒ Other (Specify) Direct Push (Geoprobe)

Formation Type:
☒ Unconsolidated Formation ☐ Bedrock

Total Well Depth (ft) (From ground surface) _____ Casing Diameter (in.) _____

Casing Depth (ft.) _____

Lower Drillhole Diameter (in.) 2.0

Was Well Annular Space Grouted? ☐ Yes ☐ No ☐ Unknown

If Yes, To What Depth? _____ Feet

Depth to Water (Feet) _____

(4) PUMP, LINER, SCREEN, CASING, & SEALING MATERIAL

Pump & Piping Removed?	☐ Yes	☐ No	☐ Not Applicable
Liner(s) Removed?	☐ Yes	☐ No	☐ Not Applicable
Screen Removed?	☐ Yes	☐ No	☐ Not Applicable
Casing Left in Place?	☐ Yes	☐ No	
Was Casing Cut Off Below Surface?	☐ Yes	☐ No	
Did Sealing Material Rise to Surface?	☒ Yes	☐ No	
Did Material Settle After 24 Hours?	☐ Yes	☒ No	
If Yes, Was Hole Retopped?	☐ Yes	☒ No	

Required Method of Placing Sealing Material
☐ Conductor Pipe - Gravity ☐ Conductor Pipe - Pumped
☐ Screened & Poured (Bentonite Chips) ☒ Other (Explain) Gravity Pour

Sealing Materials
☐ Neat Cement Grout
☐ Sand-Cement (Concrete) Grout
☐ Concrete
☐ Clay-Sand Slurry
☐ Bentonite-Sand Slurry
☐ Chipped Bentonite

For monitoring wells and monitoring well boreholes only
☐ Bentonite Chips
☐ Granular Bentonite
☐ Bentonite-Cement Grout
☐ Bentonite - Sand Slurry

(5) Sealing Material Used	From (Ft.)	To (Ft.)	Cubic Feet	Mix Ratio or Mud Weight
3/8" Bentonite Chips	Surface	15.0		

(6) Comments _____

(7) Name of Person or Firm Doing Sealing Work: The Sigma Group | Date of Abandonment: 10/23/17

Signature of Person Doing Work | Date Signed: 11/1/17

Street or Route: 1300 W. Canal St. | Telephone Number: 414-643-4200

City, State, Zip Code: Milwaukee, WI 53233

FOR DNR OR COUNTY USE ONLY

Date Received | Noted By

Comments

State of Wisconsin
Department of Natural Resources

WELL/DRILLHOLE/BOREHOLE ABANDONMENT
Form 3300-5 2/2000

Notice: Please complete Form 3300-5 and return it to the appropriate DNR office and bureau. Completion of this report is required by chs. 160, 281, 283, 289, 291, 292, 293, 295, and 299, Wis. Stats., and ch. NR 141, Wis. Adm. Code. In accordance with chs. 281, 289, 291, 292, 293, 295, and 299, Wis. Stats., failure to file this form may result in a forfeiture of between $10 and $25,000, or imprisonment for up to one year, depending on the program and conduct involved. Personally identifiable information on this form is not intended to be used for any other purpose. NOTE: See the instructions for more information.

Route to: ☐ Drinking Water ☐ Watershed/Wastewater ☐ Waste Management ☒ Remediation/Redevelopment ☐ Other

(1) GENERAL INFORMATION

WI Unique Well No.
DNR Well ID No.
County: Milwaukee

Common Well Name: GP-13 Gov't Lot (if applicable)

Grid Location: NW 1/4 of SE 1/4 of Sec. 7 ; T. 6 N; R. 22 ☒ E ☐ W

369168.4874 ft. ☒ N. ☐ S., 2552104.895 ft. ☒ E. ☐ W.

Local Grid Origin ☐ (estimated: ☐) or Well Location ☒

Lat ___ ° ___ ' ___ " Long ___ ° ___ ' ___ " or

State Plane 369,168 ft. N. 2,552,105 ft. E. S ☒ C ☐ N ☐ Zone

Reason For Abandonment: Investigative - No further use
WI Unique Well No. of Replacement Well: NA

(2) FACILITY /OWNER INFORMATION

Facility Name: Actions Metals/ACME Galvanizing
Facility ID
License/Permit/Monitoring No.: -
Street Address of Well: 2730 S. 19th St.
City, Village, or Town: Milwaukee
Present Well Owner
Original Owner: ACME Galvanizing
Street Address or Route of Owner: SAME
City, State, Zip Code

(3) WELL/DRILLHOLE/BOREHOLE INFORMATION

Original Construction Date ___

☐ Monitoring Well
☐ Water Well
☐ Drillhole / Borehole

If a Well Construction Report is available, please attach.

Construction Type:
☐ Drilled ☐ Driven (Sandpoint) ☐ Dug
☒ Other (Specify) Direct Push (Geoprobe)

Formation Type:
☒ Unconsolidated Formation ☐ Bedrock

Total Well Depth (ft) (From ground surface) ___ Casing Diameter (in.) ___
Casing Depth (ft.) ___
Lower Drillhole Diameter (in.) 2.0

Was Well Annular Space Grouted? ☐ Yes ☐ No ☐ Unknown
If Yes, To What Depth? ___ Feet
Depth to Water (Feet) ___

(4) PUMP, LINER, SCREEN, CASING, & SEALING MATERIAL

Pump & Piping Removed?	☐ Yes	☐ No	☐ Not Applicable
Liner(s) Removed?	☐ Yes	☐ No	☐ Not Applicable
Screen Removed?	☐ Yes	☐ No	☐ Not Applicable
Casing Left in Place?	☐ Yes	☐ No	
Was Casing Cut Off Below Surface?	☐ Yes	☐ No	
Did Sealing Material Rise to Surface?	☒ Yes	☐ No	
Did Material Settle After 24 Hours?	☐ Yes	☒ No	
If Yes, Was Hole Retopped?	☐ Yes	☒ No	

Required Method of Placing Sealing Material
☐ Conductor Pipe - Gravity ☐ Conductor Pipe - Pumped
☐ Screened & Poured (Bentonite Chips) ☒ Other (Explain) Gravity Pour

Sealing Materials
☐ Neat Cement Grout
☐ Sand-Cement (Concrete) Grout
☐ Concrete
☐ Clay-Sand Slurry
☐ Bentonite-Sand Slurry
☐ Chipped Bentonite

For monitoring wells and monitoring well boreholes only
☐ Bentonite Chips
☐ Granular Bentonite
☐ Bentonite-Cement Grout
☐ Bentonite - Sand Slurry

(5) Sealing Material Used	From (Ft.)	To (Ft.)	Cubic Feet	Mix Ratio or Mud Weight
3/8" Bentonite Chips	Surface	15.0		

(6) Comments ___

(7) Name of Person or Firm Doing Sealing Work: The Sigma Group
Date of Abandonment: 10/23/2017
Signature of Person Doing Work
Date Signed: 11/1/17
Street or Route: 1300 W. Canal St.
Telephone Number: 414-643-4200
City, State, Zip Code: Milwaukee, WI 53233

FOR DNR OR COUNTY USE ONLY
Date Received
Noted By
Comments

State of Wisconsin
Department of Natural Resources

WELL/DRILLHOLE/BOREHOLE ABANDONMENT
Form 3300-5 2/2000

Notice: Please complete Form 3300-5 and return it to the appropriate DNR office and bureau. Completion of this report is required by chs. 160, 281, 283, 289, 291, 292, 293, 295, and 299, Wis. Stats., and ch. NR 141, Wis. Adm. Code. In accordance with chs. 281, 289, 291, 292, 293, 295, and 299, Wis. Stats., failure to file this form may result in a forfeiture of between $10 and $25,000, or imprisonment for up to one year, depending on the program and conduct involved. Personally identifiable information on this form is not intended to be used for any other purpose. NOTE: See the instructions for more information.

Route to: ☐ Drinking Water ☐ Watershed/Wastewater ☐ Waste Management ☒ Remediation/Redevelopment ☐ Other _____

(1) GENERAL INFORMATION

WI Unique Well No. | DNR Well ID No. | County: Milwaukee

Common Well Name: GP-14 _____ Gov't Lot (if applicable)

Grid Location: NW 1/4 of SE 1/4 of Sec. 7 ; T. 6 N; R. 22 ☒ E ☐ W

369122.9708 ft. ☒ N. ☐ S., 2552016.101 ft. ☒ E. ☐ W.

Local Grid Origin ☐ (estimated: ☐) or Well Location ☒

Lat ___ ° ___ ' ___ " Long ___ ° ___ ' ___ " or

State Plane 369,123 ft. N. 2,552,016 ft. E. ☒ S ☐ C ☐ N Zone

Reason For Abandonment: Investigative - No further use

WI Unique Well No. of Replacement Well: NA

(2) FACILITY /OWNER INFORMATION

Facility Name: Actions Metals/ACME Galvanizing

Facility ID | License/Permit/Monitoring No.: -

Street Address of Well: 2730 S. 19th St.

City, Village, or Town: Milwaukee

Present Well Owner | Original Owner: ACME Galvanizing

Street Address or Route of Owner: SAME

City, State, Zip Code

(3) WELL/DRILLHOLE/BOREHOLE INFORMATION

Original Construction Date _____

☐ Monitoring Well
☐ Water Well
☐ Drillhole / Borehole

If a Well Construction Report is available, please attach.

Construction Type:
☐ Drilled ☐ Driven (Sandpoint) ☐ Dug
☒ Other (Specify) Direct Push (Geoprobe)

Formation Type:
☒ Unconsolidated Formation ☐ Bedrock

Total Well Depth (ft) (From ground surface) _____ Casing Diameter (in.) _____

Casing Depth (ft.) _____

Lower Drillhole Diameter (in.) 2.0

Was Well Annular Space Grouted? ☐ Yes ☐ No ☐ Unknown

If Yes, To What Depth? _____ Feet

Depth to Water (Feet) _____

(4) PUMP, LINER, SCREEN, CASING, & SEALING MATERIAL

Pump & Piping Removed?	☐ Yes	☐ No	☐ Not Applicable
Liner(s) Removed?	☐ Yes	☐ No	☐ Not Applicable
Screen Removed?	☐ Yes	☐ No	☐ Not Applicable
Casing Left in Place?	☐ Yes	☐ No	
Was Casing Cut Off Below Surface?	☐ Yes	☐ No	
Did Sealing Material Rise to Surface?	☒ Yes	☐ No	
Did Material Settle After 24 Hours?	☐ Yes	☒ No	
If Yes, Was Hole Retopped?	☐ Yes	☒ No	

Required Method of Placing Sealing Material
☐ Conductor Pipe - Gravity ☐ Conductor Pipe - Pumped
☐ Screened & Poured (Bentonite Chips) ☒ Other (Explain) Gravity Pour

Sealing Materials
☐ Neat Cement Grout
☐ Sand-Cement (Concrete) Grout
☐ Concrete
☐ Clay-Sand Slurry
☐ Bentonite-Sand Slurry
☐ Chipped Bentonite

For monitoring wells and monitoring well boreholes only
☐ Bentonite Chips
☐ Granular Bentonite
☐ Bentonite-Cement Grout
☐ Bentonite - Sand Slurry

(5) Sealing Material Used	From (Ft.)	To (Ft.)	Cubic Feet	Mix Ratio or Mud Weight
3/8" Bentonite Chips	Surface	15.0		

(6) Comments _____

(7) Name of Person or Firm Doing Sealing Work: The Sigma Group | Date of Abandonment: 10/23/17

Signature of Person Doing Work | Date Signed: 11/1/17

Street or Route: 1300 W. Canal St. | Telephone Number: 414-643-4200

City, State, Zip Code: Milwaukee, WI 53233

FOR DNR OR COUNTY USE ONLY

Date Received | Noted By

Comments

State of Wisconsin
Department of Natural Resources

WELL/DRILLHOLE/BOREHOLE ABANDONMENT
Form 3300-5 2/2000

Notice: Please complete Form 3300-5 and return it to the appropriate DNR office and bureau. Completion of this report is required by chs. 160, 281, 283, 289, 291, 292, 293, 295, and 299, Wis. Stats., and ch. NR 141, Wis. Adm. Code. In accordance with chs. 281, 289, 291, 292, 293, 295, and 299, Wis. Stats., failure to file this form may result in a forfeiture of between $10 and $25,000, or imprisonment for up to one year, depending on the program and conduct involved. Personally identifiable information on this form is not intended to be used for any other purpose. NOTE: See the instructions for more information.

Route to: ☐ Drinking Water ☐ Watershed/Wastewater ☐ Waste Management ☒ Remediation/Redevelopment ☐ Other _____

(1) GENERAL INFORMATION

WI Unique Well No. | DNR Well ID No. | County: Milwaukee

Common Well Name: GP-15 Gov't Lot (if applicable): _____

Grid Location: NW 1/4 of SE 1/4 of Sec. 7 ; T. 6 N; R. 22 ☒ E ☐ W

369139.724 ft. ☒ N. ☐ S., 2552021.656 ft. ☒ E. ☐ W.

Local Grid Origin ☐ (estimated: ☐) or Well Location ☒

Lat ___ ° ___ ' ___ " Long ___ ° ___ ' ___ " or

State Plane 369,140 ft. N. 2,552,022 ft. E. ☒ S ☐ C ☐ N Zone

Reason For Abandonment: Investigative - No further use

WI Unique Well No. of Replacement Well: NA

(2) FACILITY /OWNER INFORMATION

Facility Name: Actions Metals/ACME Galvanizing

Facility ID | License/Permit/Monitoring No.: -

Street Address of Well: 2730 S. 19th St.

City, Village, or Town: Milwaukee

Present Well Owner | Original Owner: ACME Galvanizing

Street Address or Route of Owner: SAME

City, State, Zip Code

(3) WELL/DRILLHOLE/BOREHOLE INFORMATION

Original Construction Date _____

☐ Monitoring Well
☐ Water Well
☐ Drillhole / Borehole

If a Well Construction Report is available, please attach.

Construction Type:
☐ Drilled ☐ Driven (Sandpoint) ☐ Dug
☒ Other (Specify) Direct Push (Geoprobe)

Formation Type:
☒ Unconsolidated Formation ☐ Bedrock

Total Well Depth (ft) (From ground surface) _____ Casing Diameter (in.) _____

Casing Depth (ft.) _____

Lower Drillhole Diameter (in.) 2.0

Was Well Annular Space Grouted? ☐ Yes ☐ No ☐ Unknown

If Yes, To What Depth? _____ Feet

Depth to Water (Feet) _____

(4) PUMP, LINER, SCREEN, CASING, & SEALING MATERIAL

Pump & Piping Removed?	☐ Yes	☐ No	☐ Not Applicable
Liner(s) Removed?	☐ Yes	☐ No	☐ Not Applicable
Screen Removed?	☐ Yes	☐ No	☐ Not Applicable
Casing Left in Place?	☐ Yes	☐ No	
Was Casing Cut Off Below Surface?	☐ Yes	☐ No	
Did Sealing Material Rise to Surface?	☒ Yes	☐ No	
Did Material Settle After 24 Hours?	☐ Yes	☒ No	
If Yes, Was Hole Retopped?	☐ Yes	☒ No	

Required Method of Placing Sealing Material
☐ Conductor Pipe - Gravity ☐ Conductor Pipe - Pumped
☐ Screened & Poured (Bentonite Chips) ☒ Other (Explain) Gravity Pour

Sealing Materials
☐ Neat Cement Grout
☐ Sand-Cement (Concrete) Grout
☐ Concrete
☐ Clay-Sand Slurry
☐ Bentonite-Sand Slurry
☐ Chipped Bentonite

For monitoring wells and monitoring well boreholes only
☐ Bentonite Chips
☐ Granular Bentonite
☐ Bentonite-Cement Grout
☐ Bentonite - Sand Slurry

(5) Sealing Material Used	From (Ft.)	To (Ft.)	Cubic Feet	Mix Ratio or Mud Weight
3/8" Bentonite Chips	Surface	15.0		

(6) Comments _____

(7) Name of Person or Firm Doing Sealing Work: The Sigma Group | Date of Abandonment: 10/23/17

Signature of Person Doing Work | Date Signed: 11/1/17

Street or Route: 1300 W. Canal St. | Telephone Number: 414-643-4200

City, State, Zip Code: Milwaukee, WI 53233

FOR DNR OR COUNTY USE ONLY

Date Received | Noted By

Comments

State of Wisconsin
Department of Natural Resources

WELL/DRILLHOLE/BOREHOLE ABANDONMENT
Form 3300-5 2/2000

Notice: Please complete Form 3300-5 and return it to the appropriate DNR office and bureau. Completion of this report is required by chs. 160, 281, 283, 289, 291, 292, 293, 295, and 299, Wis. Stats., and ch. NR 141, Wis. Adm. Code. In accordance with chs. 281, 289, 291, 292, 293, 295, and 299, Wis. Stats., failure to file this form may result in a forfeiture of between $10 and $25,000, or imprisonment for up to one year, depending on the program and conduct involved. Personally identifiable information on this form is not intended to be used for any other purpose. NOTE: See the instructions for more information.

Route to: ☐ Drinking Water ☐ Watershed/Wastewater ☐ Waste Management ☒ Remediation/Redevelopment ☐ Other

(1) GENERAL INFORMATION

WI Unique Well No.:
DNR Well ID No.:
County: Milwaukee

Common Well Name: GP-16 Gov't Lot (if applicable):

Grid Location: NW 1/4 of SE 1/4 of Sec. 7 ; T. 6 N; R. 22 ☒ E ☐ W

369442.9665 ft. ☒ N. ☐ S., 2552038.583 ft. ☒ E. ☐ W.

Local Grid Origin ☐ (estimated: ☐) or Well Location ☒

Lat ___ ° ___ ' ___ " Long ___ ° ___ ' ___ " or

State Plane 369,443 ft. N. 2,552,039 ft. E. S ☒ C ☐ N ☐ Zone

Reason For Abandonment: Investigative - No further use
WI Unique Well No. of Replacement Well: NA

(2) FACILITY /OWNER INFORMATION

Facility Name: Actions Metals/ACME Galvanizing
Facility ID:
License/Permit/Monitoring No.: -
Street Address of Well: 2730 S. 19th St.
City, Village, or Town: Milwaukee
Present Well Owner:
Original Owner: ACME Galvanizing
Street Address or Route of Owner: SAME
City, State, Zip Code:

(3) WELL/DRILLHOLE/BOREHOLE INFORMATION

Original Construction Date: ___

☐ Monitoring Well
☐ Water Well
☐ Drillhole / Borehole

If a Well Construction Report is available, please attach.

Construction Type:
☐ Drilled ☐ Driven (Sandpoint) ☐ Dug
☒ Other (Specify) Direct Push (Geoprobe)

Formation Type:
☒ Unconsolidated Formation ☐ Bedrock

Total Well Depth (ft.) (From ground surface): ___ Casing Diameter (in.): ___
Casing Depth (ft.): ___

Lower Drillhole Diameter (in.): 2.0

Was Well Annular Space Grouted? ☐ Yes ☐ No ☐ Unknown
If Yes, To What Depth? ___ Feet

Depth to Water (Feet): ___

(4) PUMP, LINER, SCREEN, CASING, & SEALING MATERIAL

Pump & Piping Removed?	☐ Yes	☐ No	☐ Not Applicable
Liner(s) Removed?	☐ Yes	☐ No	☐ Not Applicable
Screen Removed?	☐ Yes	☐ No	☐ Not Applicable
Casing Left in Place?	☐ Yes	☐ No	
Was Casing Cut Off Below Surface?	☐ Yes	☐ No	
Did Sealing Material Rise to Surface?	☒ Yes	☐ No	
Did Material Settle After 24 Hours?	☐ Yes	☒ No	
If Yes, Was Hole Retopped?	☐ Yes	☒ No	

Required Method of Placing Sealing Material
☐ Conductor Pipe - Gravity ☐ Conductor Pipe - Pumped
☐ Screened & Poured (Bentonite Chips) ☒ Other (Explain) Gravity Pour

Sealing Materials
☐ Neat Cement Grout
☐ Sand-Cement (Concrete) Grout
☐ Concrete
☐ Clay-Sand Slurry
☐ Bentonite-Sand Slurry
☐ Chipped Bentonite

For monitoring wells and monitoring well boreholes only
☐ Bentonite Chips
☐ Granular Bentonite
☐ Bentonite-Cement Grout
☐ Bentonite - Sand Slurry

(5) Sealing Material Used	From (Ft.)	To (Ft.)	Cubic Feet	Mix Ratio or Mud Weight
3/8" Bentonite Chips	Surface	15.0		

(6) Comments: ___

(7) Name of Person or Firm Doing Sealing Work: The Sigma Group
Date of Abandonment: 10/23/17
Signature of Person Doing Work:
Date Signed: 11/1/17
Street or Route: 1300 W. Canal St.
Telephone Number: 414-643-4200
City, State, Zip Code: Milwaukee, WI 53233

FOR DNR OR COUNTY USE ONLY
Date Received:
Noted By:
Comments:

APPENDIX D

Monitoring Well Construction Forms

State of Wisconsin
Department of Natural Resources

Route To: Watershed/Wastewater ☐ Waste Management ☐ Remediation/Redevelopment ☒ Other ☐

MONITORING WELL CONSTRUCTION

Form 4400-113A Rev. 7-98

Facility/Project Name: Actions Metals/ACME Galvanizing	Local Grid Location of Well: ____ ft. ☐ N. ☐ S. ____ ft. ☐ E. ☐ W.	Well Name: MW-14
Facility License, Permit or Monitoring No.: -	Local Grid Origin ☐ (estimated: ☐) or Well Location ☒ Lat. ° ' " Long. ° ' " or	Wis. Unique Well No. / DNR Well Number
Facility ID	St. Plane 369,303 ft. N, 2,552,202 ft. E. Ⓢ/C/N	Date Well Installed: 11/20/2017
Type of Well: Well Code 11/mw	Section Location of Waste/Source: NW 1/4 of SE 1/4 of Sec. 7, T. 6 N, R. 22 ☒ E ☐ W	Well Installed By: (Person's Name and Firm) Tony Kapugi, On-Site Environmental
Distance from Waste/Source ft. / Enf. Stds. Apply ☐	Location of Well Relative to Waste/Source: u ☐ Upgradient s ☐ Sidegradient d ☐ Downgradient n ☐ Not Known	Gov. Lot Number

A. Protective pipe, top elevation ____ ft. MSL

B. Well casing, top elevation ____ ft. MSL

C. Land surface elevation 634.4 ft. MSL

D. Surface seal, bottom 620.9 ft. MSL or 13.5 ft.

12. USCS classification of soil near screen:
GP ☐ GM ☐ GC ☐ GW ☐ SW ☐ SP ☐
SM ☐ SC ☐ ML ☐ MH ☐ CL ☐ CH ☐
Bedrock ☐

13. Sieve analysis attached? ☐ Yes ☐ No

14. Drilling method used: Rotary ☐ 5 0 Hollow Stem Auger ☒ 4 1 Other ☐ __

15. Drilling fluid used: Water ☐ 0 2 Air ☐ 0 1 Drilling Mud ☐ 0 3 None ☒ 9 9

16. Drilling additives used? ☐ Yes ☒ No

Describe ____

17. Source of water (attach analysis, if required): ____

E. Bentonite seal, top 634.2 ft. MSL or 0.3 ft.

F. Fine sand, top 620.9 ft. MSL or 13.5 ft.

G. Filter pack, top 620.4 ft. MSL or 14.0 ft.

H. Screen joint, top 619.4 ft. MSL or 15.0 ft.

I. Well bottom 604.4 ft. MSL or 30.0 ft.

J. Filter pack, bottom 604.4 ft. MSL or 30.0 ft.

K. Borehole, bottom 604.4 ft. MSL or 30.0 ft.

L. Borehole, diameter 2.3 in.

M. O.D. well casing 2.10 in.

N. I.D. well casing 2.00 in.

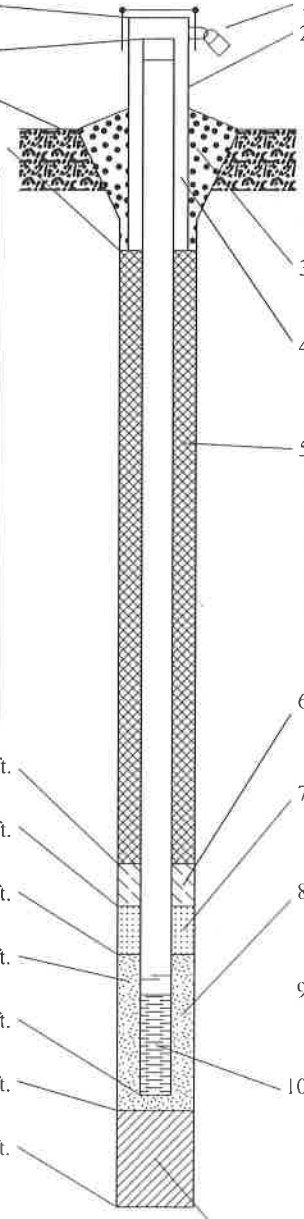

1. Cap and lock? ☒ Yes ☐ No
2. Protective cover pipe:
   a. Inside diameter: 12.0 in.
   b. Length: 1.0 ft.
   c. Material: Steel ☒ 0 4 Other ☐ __
   d. Additional protection? ☐ Yes ☒ No
   If yes, describe: ____
3. Surface seal: Bentonite ☐ 3 0 Concrete ☒ 0 1 Other ☐ __
4. Material between well casing and protective pipe: Bentonite ☒ 3 0 Other ☐ __
5. Annular space seal: a. Granular/Chipped Bentonite ☒ 3 3
   b. ____ Lbs/gal mud weight . . . Bentonite-sand slurry ☐ 3 5
   c. ____ Lbs/gal mud weight . . . Bentonite slurry ☐ 3 1
   d. ____ % Bentonite . . . Bentonite-cement grout ☐ 5 0
   e. ____ Ft^3 volume added for any of the above
   f. How installed: Tremie ☐ 0 1 Tremie pumped ☐ 0 2 Gravity ☒ 0 8
6. Bentonite seal: a. Bentonite granules ☐ 3 3
   b. ☐ 1/4 in. ☒ 3/8 in. ☐ 1/2 in. Bentonite chips ☒ 3 2
   c. ____ Other ☐ __
7. Fine sand material: Manufacturer, product name & mesh size
   a. Red Flint Fine __
   b. Volume added ____ ft^3
8. Filter pack material: Manufacturer, product name & mesh size
   a. Red FLint #5 __
   b. Volume added ____ ft^3
9. Well casing: Flush threaded PVC schedule 40 ☒ 2 3 Flush threaded PVC schedule 80 ☐ 2 4 Other ☐ __
10. Screen material: PVC __
    a. Screen Type: Factory cut ☒ 1 1 Continuous slot ☐ 0 1 Other ☐ __
    b. Manufacturer ____
    c. Slot size: 0.010 in.
    d. Slotted length: 15.0 ft.
11. Backfill material (below filter pack): None ☒ 1 4 Other ☐ __

I hereby certify that the information on this form is true and correct to the best of my knowledge.

Signature	Firm	
	The Sigma Group 1300 W Canal St Milwaukee, WI 53233	Tel: 414-643-4200 Fax: 414-643-4210

Please complete both Forms 4400-113A and 4400-113B and return them to the appropriate DNR office and bureau. Completion of these reports is required by chs. 160, 281, 283, 289, 291, 292, 293, 295, and 299, Wis. Stats., and ch. NR 141, Wis. Adm. Code. In accordance with chs. 281, 289, 291, 292, 293, 295, and 299, Wis. Stats., failure to file these forms may result in a forfeiture of between $10 and $25,000, or imprisonment for up to one year, depending on the program and conduct involved. Personally identifiable information on these forms is not intended to be used for any other purpose. NOTE: See the instructions for more information, including where the completed forms should be sent.

State of Wisconsin
Department of Natural Resources

Route To: Watershed/Wastewater ☐ Waste Management ☐ Remediation/Redevelopment ☒ Other ☐

MONITORING WELL CONSTRUCTION

Form 4400-113A Rev. 7-98

Facility/Project Name: Actions Metals/ACME Galvanizing	Local Grid Location of Well: ____ ft. ☐ N. ☐ S. ____ ft. ☐ E. ☐ W.	Well Name: MW-15
Facility License, Permit or Monitoring No.: -	Local Grid Origin ☐ (estimated: ☐) or Well Location ☒ Lat. ___° ___' ___" Long. ___° ___' ___" or St. Plane 369,357 ft. N, 2,552,167 ft. E. Ⓢ/C/N	Wis. Unique Well No.: / DNR Well Number:
Facility ID:		Date Well Installed: 11/20/2017
Type of Well: Well Code 11/mw	Section Location of Waste/Source: NW 1/4 of SE 1/4 of Sec. 7, T. 6 N, R. 22 ☒ E ☐ W	Well Installed By: (Person's Name and Firm): Tony Kapugi, On-Site Environmental
Distance from Waste/Source ___ ft. / Enf. Stds. Apply ☐	Location of Well Relative to Waste/Source: u ☐ Upgradient s ☐ Sidegradient d ☐ Downgradient n ☐ Not Known	Gov. Lot Number:

A. Protective pipe, top elevation ____ ft. MSL

B. Well casing, top elevation ____ ft. MSL

C. Land surface elevation 633.6 ft. MSL

D. Surface seal, bottom 620.1 ft. MSL or 13.5 ft.

12. USCS classification of soil near screen:
GP ☐ GM ☐ GC ☐ GW ☐ SW ☐ SP ☐
SM ☐ SC ☐ ML ☐ MH ☐ CL ☐ CH ☐
Bedrock ☐

13. Sieve analysis attached? ☐ Yes ☐ No

14. Drilling method used: Rotary ☐ 5 0
Hollow Stem Auger ☒ 4 1
____ Other ☐ __

15. Drilling fluid used: Water ☐ 0 2 Air ☐ 0 1
Drilling Mud ☐ 0 3 None ☒ 9 9

16. Drilling additives used? ☐ Yes ☒ No

Describe ____

17. Source of water (attach analysis, if required):

____

E. Bentonite seal, top 633.4 ft. MSL or 0.3 ft.

F. Fine sand, top 620.1 ft. MSL or 13.5 ft.

G. Filter pack, top 619.6 ft. MSL or 14.0 ft.

H. Screen joint, top 618.6 ft. MSL or 15.0 ft.

I. Well bottom 603.6 ft. MSL or 30.0 ft.

J. Filter pack, bottom 603.6 ft. MSL or 30.0 ft.

K. Borehole, bottom 603.6 ft. MSL or 30.0 ft.

L. Borehole, diameter 2.3 in.

M. O.D. well casing 2.10 in.

N. I.D. well casing 2.00 in.

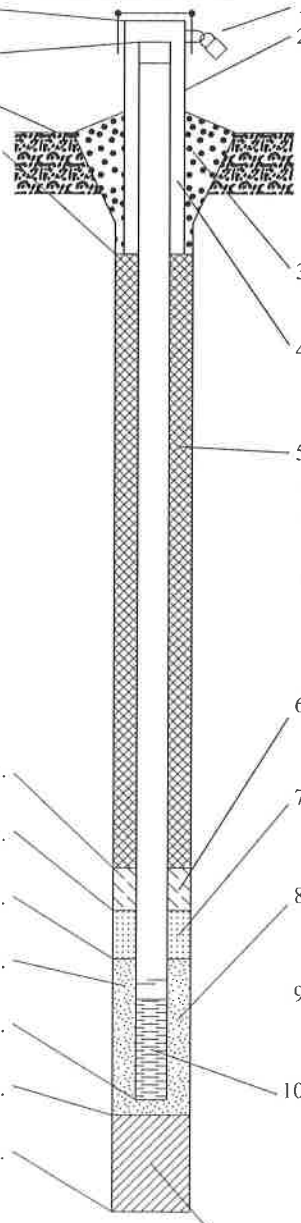

1. Cap and lock? ☒ Yes ☐ No
2. Protective cover pipe:
a. Inside diameter: 12.0 in.
b. Length: 1.0 ft.
c. Material: Steel ☒ 0 4
____ Other ☐ __
d. Additional protection? ☐ Yes ☒ No
If yes, describe: ____
3. Surface seal: Bentonite ☐ 3 0
Concrete ☒ 0 1
____ Other ☐ __
4. Material between well casing and protective pipe:
Bentonite ☒ 3 0
____ Other ☐ __
5. Annular space seal: a. Granular/Chipped Bentonite ☒ 3 3
b. ____ Lbs/gal mud weight . . . Bentonite-sand slurry ☐ 3 5
c. ____ Lbs/gal mud weight . . . Bentonite slurry ☐ 3 1
d. ____ % Bentonite . . . Bentonite-cement grout ☐ 5 0
e. ____ Ft^3 volume added for any of the above
f. How installed: Tremie ☐ 0 1
Tremie pumped ☐ 0 2
Gravity ☒ 0 8
6. Bentonite seal: a. Bentonite granules ☐ 3 3
b. ☐ 1/4 in. ☒ 3/8 in. ☐ 1/2 in. Bentonite chips ☒ 3 2
c. ____ Other ☐ __
7. Fine sand material: Manufacturer, product name & mesh size
a. Red Flint Fine __
b. Volume added ____ ft^3
8. Filter pack material: Manufacturer, product name & mesh size
a. Red FLint #5 __
b. Volume added ____ ft^3
9. Well casing: Flush threaded PVC schedule 40 ☒ 2 3
Flush threaded PVC schedule 80 ☐ 2 4
____ Other ☐ __
10. Screen material: PVC __
a. Screen Type: Factory cut ☒ 1 1
Continuous slot ☐ 0 1
____ Other ☐ __
b. Manufacturer ____
c. Slot size: 0.010 in.
d. Slotted length: 15.0 ft.
11. Backfill material (below filter pack): None ☒ 1 4
____ Other ☐ __

I hereby certify that the information on this form is true and correct to the best of my knowledge.

Signature:	Firm: The Sigma Group, 1300 W Canal St Milwaukee, WI 53233 — Tel: 414-643-4200, Fax: 414-643-4210

Please complete both Forms 4400-113A and 4400-113B and return them to the appropriate DNR office and bureau. Completion of these reports is required by chs. 160, 281, 283, 289, 291, 292, 293, 295, and 299, Wis. Stats., and ch. NR 141, Wis. Adm. Code. In accordance with chs. 281, 289, 291, 292, 293, 295, and 299, Wis. Stats., failure to file these forms may result in a forfeiture of between $10 and $25,000, or imprisonment for up to one year, depending on the program and conduct involved. Personally identifiable information on these forms is not intended to be used for any other purpose. NOTE: See the instructions for more information, including where the completed forms should be sent.

State of Wisconsin
Department of Natural Resources

Route To: Watershed/Wastewater ☐ Waste Management ☐ Remediation/Redevelopment ☒ Other ☐

MONITORING WELL CONSTRUCTION

Form 4400-113A Rev. 7-98

Facility/Project Name: Actions Metals/ACME Galvanizing	Local Grid Location of Well: ____ ft. ☐ N. ☐ S. ____ ft. ☐ E. ☐ W.	Well Name: MW-16
Facility License, Permit or Monitoring No.: -	Local Grid Origin ☐ (estimated: ☐) or Well Location ☒ Lat. ° ' " Long. ° ' " or	Wis. Unique Well No. / DNR Well Number
Facility ID	St. Plane 369,415 ft. N, 2,552,130 ft. E. Ⓢ/C/N	Date Well Installed: 11/20/2017
Type of Well: Well Code 11/mw	Section Location of Waste/Source: NW 1/4 of SE 1/4 of Sec. 7, T. 6 N, R. 22 ☒ E ☐ W	Well Installed By: (Person's Name and Firm) Tony Kapugi, On-Site Environmental
Distance from Waste/Source ft. / Enf. Stds. Apply ☐	Location of Well Relative to Waste/Source: u ☐ Upgradient s ☐ Sidegradient d ☐ Downgradient n ☐ Not Known	Gov. Lot Number

A. Protective pipe, top elevation ____ ft. MSL

B. Well casing, top elevation ____ ft. MSL

C. Land surface elevation 633.3 ft. MSL

D. Surface seal, bottom 619.8 ft. MSL or 13.5 ft.

12. USCS classification of soil near screen:
GP ☐ GM ☐ GC ☐ GW ☐ SW ☐ SP ☐
SM ☐ SC ☐ ML ☐ MH ☐ CL ☐ CH ☐
Bedrock ☐

13. Sieve analysis attached? ☐ Yes ☐ No

14. Drilling method used: Rotary ☐ 5 0
Hollow Stem Auger ☒ 4 1
____ Other ☐ __

15. Drilling fluid used: Water ☐ 0 2 Air ☐ 0 1
Drilling Mud ☐ 0 3 None ☒ 9 9

16. Drilling additives used? ☐ Yes ☒ No

Describe ____

17. Source of water (attach analysis, if required):

____

E. Bentonite seal, top 633.1 ft. MSL or 0.3 ft.

F. Fine sand, top 619.8 ft. MSL or 13.5 ft.

G. Filter pack, top 619.3 ft. MSL or 14.0 ft.

H. Screen joint, top 618.3 ft. MSL or 15.0 ft.

I. Well bottom 603.3 ft. MSL or 30.0 ft.

J. Filter pack, bottom 603.3 ft. MSL or 30.0 ft.

K. Borehole, bottom 603.3 ft. MSL or 30.0 ft.

L. Borehole, diameter 2.3 in.

M. O.D. well casing 2.10 in.

N. I.D. well casing 2.00 in.

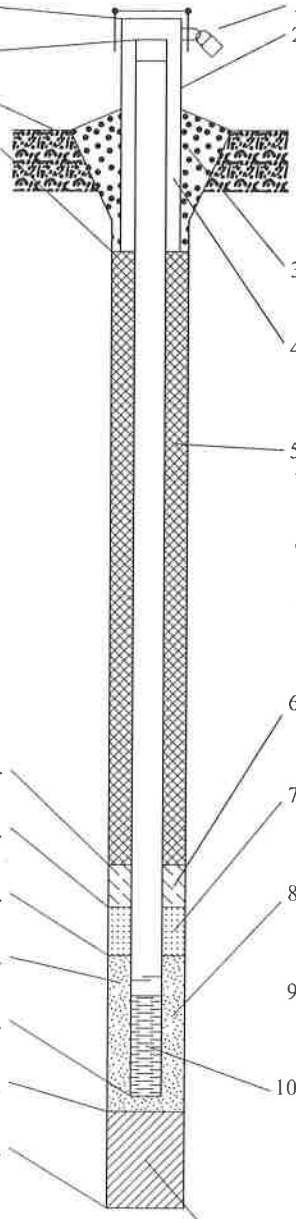

1. Cap and lock? ☒ Yes ☐ No

2. Protective cover pipe:
a. Inside diameter: 12.0 in.
b. Length: 1.0 ft.
c. Material: Steel ☒ 0 4
____ Other ☐ __
d. Additional protection? ☐ Yes ☒ No
If yes, describe: ____

3. Surface seal: Bentonite ☐ 3 0
Concrete ☒ 0 1
____ Other ☐ __

4. Material between well casing and protective pipe:
Bentonite ☒ 3 0
____ Other ☐ __

5. Annular space seal: a. Granular/Chipped Bentonite ☒ 3 3
b. ____ Lbs/gal mud weight . . . Bentonite-sand slurry ☐ 3 5
c. ____ Lbs/gal mud weight . . . Bentonite slurry ☐ 3 1
d. ____ % Bentonite . . . Bentonite-cement grout ☐ 5 0
e. ____ Ft^3 volume added for any of the above
f. How installed: Tremie ☐ 0 1
Tremie pumped ☐ 0 2
Gravity ☒ 0 8

6. Bentonite seal: a. Bentonite granules ☐ 3 3
b. ☐ 1/4 in. ☒ 3/8 in. ☐ 1/2 in. Bentonite chips ☒ 3 2
c. ____ Other ☐ __

7. Fine sand material: Manufacturer, product name & mesh size
a. Red Flint Fine __
b. Volume added ____ ft^3

8. Filter pack material: Manufacturer, product name & mesh size
a. Red FLint #5 __
b. Volume added ____ ft^3

9. Well casing: Flush threaded PVC schedule 40 ☒ 2 3
Flush threaded PVC schedule 80 ☐ 2 4
____ Other ☐ __

10. Screen material: PVC __
a. Screen Type: Factory cut ☒ 1 1
Continuous slot ☐ 0 1
____ Other ☐ __
b. Manufacturer ____
c. Slot size: 0.010 in.
d. Slotted length: 15.0 ft.

11. Backfill material (below filter pack): None ☒ 1 4
____ Other ☐ __

I hereby certify that the information on this form is true and correct to the best of my knowledge.

Signature	Firm: The Sigma Group, 1300 W Canal St Milwaukee, WI 53233	Tel: 414-643-4200 Fax: 414-643-4210

Please complete both Forms 4400-113A and 4400-113B and return them to the appropriate DNR office and bureau. Completion of these reports is required by chs. 160, 281, 283, 289, 291, 292, 293, 295, and 299, Wis. Stats., and ch. NR 141, Wis. Adm. Code. In accordance with chs. 281, 289, 291, 292, 293, 295, and 299, Wis. Stats., failure to file these forms may result in a forfeiture of between $10 and $25,000, or imprisonment for up to one year, depending on the program and conduct involved. Personally identifiable information on these forms is not intended to be used for any other purpose. NOTE: See the instructions for more information, including where the completed forms should be sent.

State of Wisconsin
Department of Natural Resources

Route To: Watershed/Wastewater ☐ Waste Management ☐ Remediation/Redevelopment ☒ Other ☐

MONITORING WELL CONSTRUCTION

Form 4400-113A Rev. 7-98

Facility/Project Name: Actions Metals/ACME Galvanizing	Local Grid Location of Well: ____ ft. ☐ N. ☐ S. ____ ft. ☐ E. ☐ W.	Well Name: PZ-1
Facility License, Permit or Monitoring No.: -	Local Grid Origin ☐ (estimated: ☐) or Well Location ☒ Lat. ___ ° ___ ' ___ " Long. ___ ° ___ ' ___ " or	Wis. Unique Well No. / DNR Well Number
Facility ID	St. Plane 369,160 ft. N, 2,552,009 ft. E. (S)/C/N	Date Well Installed: 02/14/2018
Type of Well: Well Code 12/pz	Section Location of Waste/Source: NW 1/4 of SE 1/4 of Sec. 7, T. 6 N, R. 22 ☒ E ☐ W	Well Installed By: (Person's Name and Firm): Adam Sweet, Horizon
Distance from Waste/Source ___ ft. / Enf. Stds. Apply ☐	Location of Well Relative to Waste/Source: u ☐ Upgradient s ☐ Sidegradient d ☐ Downgradient n ☐ Not Known	Gov. Lot Number:

A. Protective pipe, top elevation ____ ft. MSL

B. Well casing, top elevation ____ ft. MSL

C. Land surface elevation 634.9 ft. MSL

D. Surface seal, bottom ____ ft. MSL or ____ ft.

12. USCS classification of soil near screen:
GP ☐ GM ☐ GC ☐ GW ☐ SW ☐ SP ☐
SM ☐ SC ☐ ML ☐ MH ☐ CL ☐ CH ☐
Bedrock ☐

13. Sieve analysis attached? ☐ Yes ☐ No

14. Drilling method used: Rotary ☒ 5 0
Hollow Stem Auger ☐ 4 1
____ Other ☐ __

15. Drilling fluid used: Water ☒ 0 2 Air ☐ 0 1
Drilling Mud ☐ 0 3 None ☐ 9 9

16. Drilling additives used? ☐ Yes ☒ No

Describe ____

17. Source of water (attach analysis, if required):
City of Milwaukee

E. Bentonite seal, top 634.7 ft. MSL or 0.3 ft.

F. Fine sand, top 613.9 ft. MSL or 21.0 ft.

G. Filter pack, top 613.4 ft. MSL or 21.5 ft.

H. Screen joint, top 612.4 ft. MSL or 22.5 ft.

I. Well bottom 606.9 ft. MSL or 28.0 ft.

J. Filter pack, bottom 607.4 ft. MSL or 27.5 ft.

K. Borehole, bottom 606.9 ft. MSL or 28.0 ft.

L. Borehole, diameter 4.3 in.

M. O.D. well casing 2.10 in.

N. I.D. well casing 2.00 in.

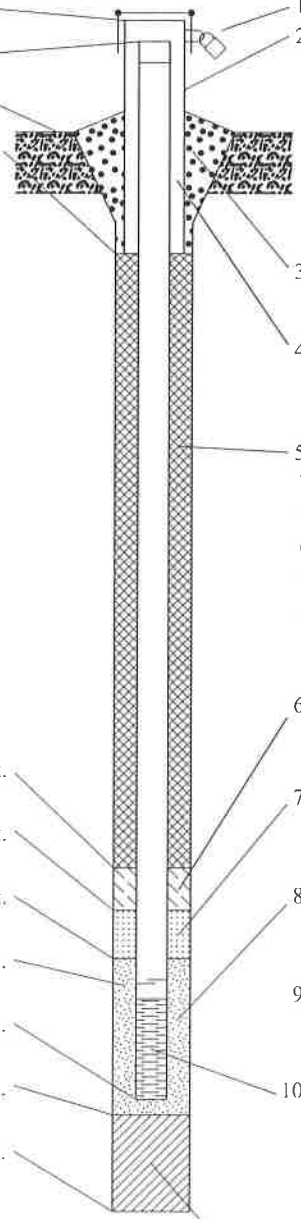

1. Cap and lock? ☒ Yes ☐ No

2. Protective cover pipe:
a. Inside diameter: 12.0 in.
b. Length: 1.0 ft.
c. Material: Steel ☒ 0 4
____ Other ☐ __
d. Additional protection? ☐ Yes ☒ No
If yes, describe: ____

3. Surface seal: Bentonite ☐ 3 0
Concrete ☒ 0 1
____ Other ☐ __

4. Material between well casing and protective pipe:
Bentonite ☐ 3 0
____ Other ☒ __

5. Annular space seal: a. Granular/Chipped Bentonite ☒ 3 3
b. ____ Lbs/gal mud weight . . . Bentonite-sand slurry ☐ 3 5
c. ____ Lbs/gal mud weight . . . Bentonite slurry ☐ 3 1
d. ____ % Bentonite . . . Bentonite-cement grout ☐ 5 0
e. ____ Ft^3 volume added for any of the above
f. How installed: Tremie ☐ 0 1
Tremie pumped ☐ 0 2
Gravity ☒ 0 8

6. Bentonite seal: a. Bentonite granules ☐ 3 3
b. ☐ 1/4 in. ☒ 3/8 in. ☐ 1/2 in. Bentonite chips ☒ 3 2
c. ____ Other ☐ __

7. Fine sand material: Manufacturer, product name & mesh size
a. Red Flint Fine __
b. Volume added ____ ft^3

8. Filter pack material: Manufacturer, product name & mesh size
a. Red FLint #5 __
b. Volume added ____ ft^3

9. Well casing: Flush threaded PVC schedule 40 ☒ 2 3
Flush threaded PVC schedule 80 ☐ 2 4
____ Other ☐ __

10. Screen material: PVC __
a. Screen Type: Factory cut ☒ 1 1
Continuous slot ☐ 0 1
____ Other ☐ __
b. Manufacturer ____
c. Slot size: 0.010 in.
d. Slotted length: 5.0 ft.

11. Backfill material (below filter pack): None ☒ 1 4
____ Other ☐ __

I hereby certify that the information on this form is true and correct to the best of my knowledge.

Signature: [signature]	Firm: The Sigma Group 1300 W Canal St Milwaukee, WI 53233	Tel: 414-643-4200 Fax: 414-643-4210

Please complete both Forms 4400-113A and 4400-113B and return them to the appropriate DNR office and bureau. Completion of these reports is required by chs. 160, 281, 283, 289, 291, 292, 293, 295, and 299, Wis. Stats., and ch. NR 141, Wis. Adm. Code. In accordance with chs. 281, 289, 291, 292, 293, 295, and 299, Wis. Stats., failure to file these forms may result in a forfeiture of between $10 and $25,000, or imprisonment for up to one year, depending on the program and conduct involved. Personally identifiable information on these forms is not intended to be used for any other purpose. NOTE: See the instructions for more information, including where the completed forms should be sent.

State of Wisconsin
Department of Natural Resources

Route To: Watershed/Wastewater ☐ Waste Management ☐ Remediation/Redevelopment ☒ Other ☐

MONITORING WELL CONSTRUCTION

Form 4400-113A Rev. 7-98

Facility/Project Name: Actions Metals/ACME Galvanizing	Local Grid Location of Well: ____ ft. ☐ N. ☐ S. ____ ft. ☐ E. ☐ W.	Well Name: PZ-2
Facility License, Permit or Monitoring No.: -	Local Grid Origin ☐ (estimated: ☐) or Well Location ☒ Lat. ° ' " Long. ° ' " or	Wis. Unique Well No.: / DNR Well Number:
Facility ID:	St. Plane 369,161 ft. N, 2,552,005 ft. E. Ⓢ/C/N	Date Well Installed: 02/14/2018
Type of Well: Well Code 12/pz	Section Location of Waste/Source: NW 1/4 of SE 1/4 of Sec. 7, T. 6 N, R. 22 ☒ E ☐ W	Well Installed By: (Person's Name and Firm) Adam Sweet, Horizon
Distance from Waste/Source ft. / Enf. Stds. Apply ☐	Location of Well Relative to Waste/Source: u ☐ Upgradient s ☐ Sidegradient d ☐ Downgradient n ☐ Not Known	Gov. Lot Number:

A. Protective pipe, top elevation ____ ft. MSL

B. Well casing, top elevation ____ ft. MSL

C. Land surface elevation 634.9 ft. MSL

D. Surface seal, bottom ____ ft. MSL or ____ ft.

12. USCS classification of soil near screen:
GP ☐ GM ☐ GC ☐ GW ☐ SW ☐ SP ☐
SM ☐ SC ☐ ML ☐ MH ☐ CL ☐ CH ☐
Bedrock ☐

13. Sieve analysis attached? ☐ Yes ☐ No

14. Drilling method used: Rotary ☒ 5 0
Hollow Stem Auger ☐ 4 1
____ Other ☐ __

15. Drilling fluid used: Water ☒ 0 2 Air ☐ 0 1
Drilling Mud ☐ 0 3 None ☐ 9 9

16. Drilling additives used? ☐ Yes ☒ No

Describe ____

17. Source of water (attach analysis, if required):
City of Milwaukee

E. Bentonite seal, top 634.7 ft. MSL or 0.3 ft.

F. Fine sand, top 596.9 ft. MSL or 38.0 ft.

G. Filter pack, top 595.9 ft. MSL or 39.0 ft.

H. Screen joint, top 594.9 ft. MSL or 40.0 ft.

I. Well bottom 589.9 ft. MSL or 45.0 ft.

J. Filter pack, bottom 589.9 ft. MSL or 45.0 ft.

K. Borehole, bottom 589.9 ft. MSL or 45.0 ft.

L. Borehole, diameter 4.3 in.

M. O.D. well casing 2.10 in.

N. I.D. well casing 2.00 in.

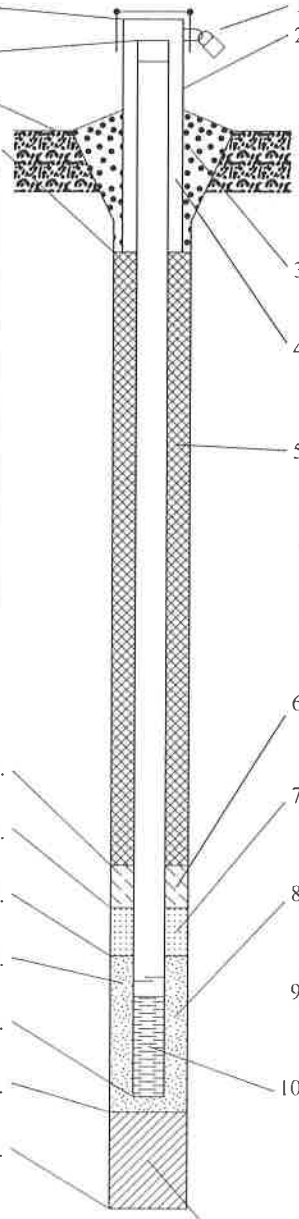

1. Cap and lock? ☒ Yes ☐ No
2. Protective cover pipe:
a. Inside diameter: 12.0 in.
b. Length: 1.0 ft.
c. Material: Steel ☒ 0 4
____ Other ☐ __
d. Additional protection? ☐ Yes ☒ No
If yes, describe: ____
3. Surface seal: Bentonite ☐ 3 0
Concrete ☒ 0 1
____ Other ☐ __
4. Material between well casing and protective pipe:
Bentonite ☐ 3 0
____ Other ☒ __
5. Annular space seal: a. Granular/Chipped Bentonite ☒ 3 3
b. ____ Lbs/gal mud weight . . . Bentonite-sand slurry ☐ 3 5
c. ____ Lbs/gal mud weight . . . Bentonite slurry ☐ 3 1
d. ____ % Bentonite . . . Bentonite-cement grout ☐ 5 0
e. ____ Ft^3 volume added for any of the above
f. How installed: Tremie ☐ 0 1
Tremie pumped ☐ 0 2
Gravity ☒ 0 8
6. Bentonite seal: a. Bentonite granules ☐ 3 3
b. ☐ 1/4 in. ☒ 3/8 in. ☐ 1/2 in. Bentonite chips ☒ 3 2
c. ____ Other ☐ __
7. Fine sand material: Manufacturer, product name & mesh size
a. Red Flint Fine __
b. Volume added ____ ft^3
8. Filter pack material: Manufacturer, product name & mesh size
a. Red FLint #5 __
b. Volume added ____ ft^3
9. Well casing: Flush threaded PVC schedule 40 ☒ 2 3
Flush threaded PVC schedule 80 ☐ 2 4
____ Other ☐ __
10. Screen material: PVC __
a. Screen Type: Factory cut ☒ 1 1
Continuous slot ☐ 0 1
____ Other ☐ __
b. Manufacturer ____
c. Slot size: 0.010 in.
d. Slotted length: 5.0 ft.
11. Backfill material (below filter pack): None ☒ 1 4
____ Other ☐ __

I hereby certify that the information on this form is true and correct to the best of my knowledge.

Signature	Firm: The Sigma Group, 1300 W Canal St Milwaukee, WI 53233 — Tel: 414-643-4200, Fax: 414-643-4210

Please complete both Forms 4400-113A and 4400-113B and return them to the appropriate DNR office and bureau. Completion of these reports is required by chs. 160, 281, 283, 289, 291, 292, 293, 295, and 299, Wis. Stats., and ch. NR 141, Wis. Adm. Code. In accordance with chs. 281, 289, 291, 292, 293, 295, and 299, Wis. Stats., failure to file these forms may result in a forfeiture of between $10 and $25,000, or imprisonment for up to one year, depending on the program and conduct involved. Personally identifiable information on these forms is not intended to be used for any other purpose. NOTE: See the instructions for more information, including where the completed forms should be sent.

State of Wisconsin
Department of Natural Resources

Route To: Watershed/Wastewater ☐ Waste Management ☐ Remediation/Redevelopment ☒ Other ☐

MONITORING WELL CONSTRUCTION

Form 4400-113A Rev. 7-98

Facility/Project Name: Actions Metals/ACME Galvanizing	Local Grid Location of Well: ____ ft. ☐ N. ☐ S. ____ ft. ☐ E. ☐ W.	Well Name: PZ-3
Facility License, Permit or Monitoring No.: -	Local Grid Origin ☐ (estimated: ☐) or Well Location ☒ Lat. ° ' " Long. ° ' " or	Wis. Unique Well No. / DNR Well Number
Facility ID	St. Plane 369,093 ft. N, 2,552,297 ft. E. (S)/C/N	Date Well Installed: 02/13/2018
Type of Well: Well Code 12/pz	Section Location of Waste/Source: NW 1/4 of SE 1/4 of Sec. 7, T. 6 N, R. 22 ☒ E ☐ W	Well Installed By: (Person's Name and Firm): Adam Sweet, Horizon
Distance from Waste/Source ft. / Enf. Stds. Apply ☐	Location of Well Relative to Waste/Source: u ☐ Upgradient s ☐ Sidegradient d ☐ Downgradient n ☐ Not Known	Gov. Lot Number

A. Protective pipe, top elevation ____ ft. MSL

B. Well casing, top elevation ____ ft. MSL

C. Land surface elevation 633.9 ft. MSL

D. Surface seal, bottom ____ ft. MSL or ____ ft.

12. USCS classification of soil near screen:
GP ☐ GM ☐ GC ☐ GW ☐ SW ☐ SP ☐
SM ☐ SC ☐ ML ☐ MH ☐ CL ☐ CH ☐
Bedrock ☐

13. Sieve analysis attached? ☐ Yes ☐ No

14. Drilling method used: Rotary ☒ 5 0
Hollow Stem Auger ☐ 4 1
____ Other ☐ __

15. Drilling fluid used: Water ☒ 0 2 Air ☐ 0 1
Drilling Mud ☐ 0 3 None ☐ 9 9

16. Drilling additives used? ☐ Yes ☒ No

Describe ____

17. Source of water (attach analysis, if required):
City of Milwaukee

E. Bentonite seal, top 633.7 ft. MSL or 0.3 ft.

F. Fine sand, top 598.4 ft. MSL or 35.5 ft.

G. Filter pack, top 597.9 ft. MSL or 36.0 ft.

H. Screen joint, top 596.9 ft. MSL or 37.0 ft.

I. Well bottom 591.4 ft. MSL or 42.5 ft.

J. Filter pack, bottom 591.9 ft. MSL or 42.0 ft.

K. Borehole, bottom 588.9 ft. MSL or 45.0 ft.

L. Borehole, diameter 4.3 in.

M. O.D. well casing 2.10 in.

N. I.D. well casing 2.00 in.

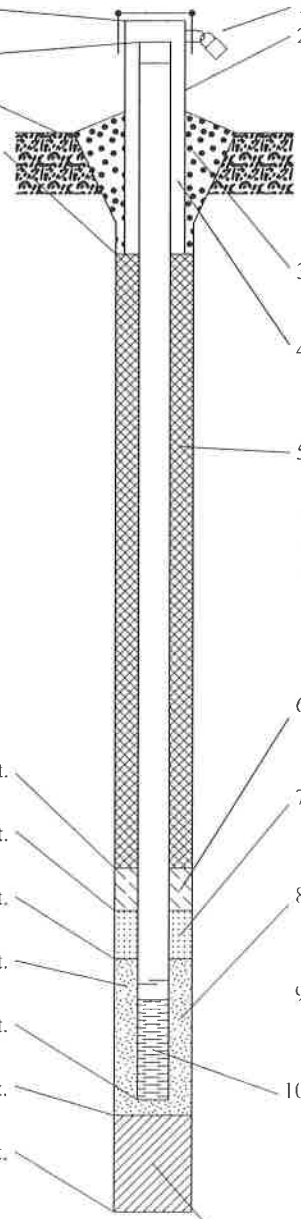

1. Cap and lock? ☒ Yes ☐ No

2. Protective cover pipe:
a. Inside diameter: 12.0 in.
b. Length: 1.0 ft.
c. Material: Steel ☒ 0 4
____ Other ☐ __
d. Additional protection? ☐ Yes ☒ No
If yes, describe: ____

3. Surface seal: Bentonite ☐ 3 0
Concrete ☒ 0 1
____ Other ☐ __

4. Material between well casing and protective pipe:
Bentonite ☐ 3 0
____ Other ☒ __

5. Annular space seal: a. Granular/Chipped Bentonite ☒ 3 3
b. ____ Lbs/gal mud weight . . . Bentonite-sand slurry ☐ 3 5
c. ____ Lbs/gal mud weight . . . Bentonite slurry ☐ 3 1
d. ____ % Bentonite . . . Bentonite-cement grout ☐ 5 0
e. ____ Ft^3 volume added for any of the above
f. How installed: Tremie ☐ 0 1
Tremie pumped ☐ 0 2
Gravity ☒ 0 8

6. Bentonite seal: a. Bentonite granules ☐ 3 3
b. ☐ 1/4 in. ☒ 3/8 in. ☐ 1/2 in. Bentonite chips ☒ 3 2
c. ____ Other ☐ __

7. Fine sand material: Manufacturer, product name & mesh size
a. Red Flint Fine __
b. Volume added ____ ft^3

8. Filter pack material: Manufacturer, product name & mesh size
a. Red FLint #5 __
b. Volume added ____ ft^3

9. Well casing: Flush threaded PVC schedule 40 ☒ 2 3
Flush threaded PVC schedule 80 ☐ 2 4
____ Other ☐ __

10. Screen material: PVC __
a. Screen Type: Factory cut ☒ 1 1
Continuous slot ☐ 0 1
____ Other ☐ __
b. Manufacturer ____
c. Slot size: 0.010 in.
d. Slotted length: 5.0 ft.

11. Backfill material (below filter pack): None ☒ 1 4
____ Other ☐ __

I hereby certify that the information on this form is true and correct to the best of my knowledge.

Signature	Firm: The Sigma Group 1300 W Canal St Milwaukee, WI 53233	Tel: 414-643-4200 Fax: 414-643-4210

Please complete both Forms 4400-113A and 4400-113B and return them to the appropriate DNR office and bureau. Completion of these reports is required by chs. 160, 281, 283, 289, 291, 292, 293, 295, and 299, Wis. Stats., and ch. NR 141, Wis. Adm. Code. In accordance with chs. 281, 289, 291, 292, 293, 295, and 299, Wis. Stats., failure to file these forms may result in a forfeiture of between $10 and $25,000, or imprisonment for up to one year, depending on the program and conduct involved. Personally identifiable information on these forms is not intended to be used for any other purpose. NOTE: See the instructions for more information, including where the completed forms should be sent.

State of Wisconsin
Department of Natural Resources

Route To: Watershed/Wastewater ☐ Waste Management ☐ Remediation/Redevelopment ☒ Other ☐

MONITORING WELL CONSTRUCTION

Form 4400-113A Rev. 7-98

Facility/Project Name: Actions Metals/ACME Galvanizing	Local Grid Location of Well: ____ ft. ☐ N. ☐ S. ____ ft. ☐ E. ☐ W.	Well Name: PZ-4
Facility License, Permit or Monitoring No.: -	Local Grid Origin ☐ (estimated: ☐) or Well Location ☒ Lat. ___ ° ___ ' ___ " Long. ___ ° ___ ' ___ " or	Wis. Unique Well No.: / DNR Well Number:
Facility ID:	St. Plane 369,353 ft. N, 2,552,169 ft. E. (S)/C/N	Date Well Installed: 02/13/2018
Type of Well: Well Code 12/pz	Section Location of Waste/Source: NW 1/4 of SE 1/4 of Sec. 7, T. 6 N, R. 22 ☒ E ☐ W	Well Installed By: (Person's Name and Firm) Adam Sweet, Horizon
Distance from Waste/Source ___ ft. / Enf. Stds. Apply ☐	Location of Well Relative to Waste/Source: u ☐ Upgradient s ☐ Sidegradient d ☐ Downgradient n ☐ Not Known	Gov. Lot Number:

A. Protective pipe, top elevation ____ ft. MSL

B. Well casing, top elevation ____ ft. MSL

C. Land surface elevation 633.6 ft. MSL

D. Surface seal, bottom ____ ft. MSL or ____ ft.

12. USCS classification of soil near screen:
GP ☐ GM ☐ GC ☐ GW ☐ SW ☐ SP ☐
SM ☐ SC ☐ ML ☐ MH ☐ CL ☐ CH ☐
Bedrock ☐

13. Sieve analysis attached? ☐ Yes ☐ No

14. Drilling method used: Rotary ☒ 5 0
Hollow Stem Auger ☐ 4 1
____ Other ☐ __

15. Drilling fluid used: Water ☒ 0 2 Air ☐ 0 1
Drilling Mud ☐ 0 3 None ☐ 9 9

16. Drilling additives used? ☐ Yes ☒ No

Describe ____

17. Source of water (attach analysis, if required):
City of Milwaukee

E. Bentonite seal, top 633.4 ft. MSL or 0.3 ft.

F. Fine sand, top 595.6 ft. MSL or 38.0 ft.

G. Filter pack, top 594.6 ft. MSL or 39.0 ft.

H. Screen joint, top 593.6 ft. MSL or 40.0 ft.

I. Well bottom 589.6 ft. MSL or 44.0 ft.

J. Filter pack, bottom 588.6 ft. MSL or 45.0 ft.

K. Borehole, bottom 588.6 ft. MSL or 45.0 ft.

L. Borehole, diameter 4.3 in.

M. O.D. well casing 2.10 in.

N. I.D. well casing 2.00 in.

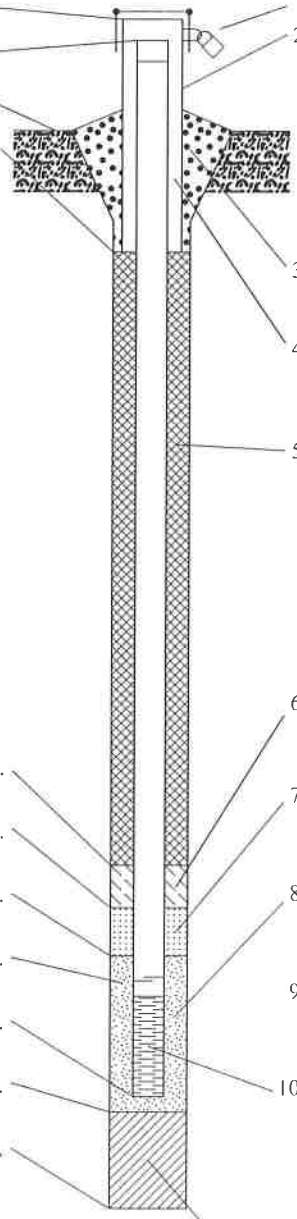

1. Cap and lock? ☒ Yes ☐ No
2. Protective cover pipe:
a. Inside diameter: 12.0 in.
b. Length: 1.0 ft.
c. Material: Steel ☒ 0 4
____ Other ☐ __
d. Additional protection? ☐ Yes ☒ No
If yes, describe: ____
3. Surface seal: Bentonite ☐ 3 0
Concrete ☒ 0 1
____ Other ☐ __
4. Material between well casing and protective pipe:
Bentonite ☐ 3 0
____ Other ☒ __
5. Annular space seal: a. Granular/Chipped Bentonite ☒ 3 3
b. ____ Lbs/gal mud weight . . . Bentonite-sand slurry ☐ 3 5
c. ____ Lbs/gal mud weight . . . Bentonite slurry ☐ 3 1
d. ____ % Bentonite . . . Bentonite-cement grout ☐ 5 0
e. ____ Ft^3 volume added for any of the above
f. How installed: Tremie ☐ 0 1
Tremie pumped ☐ 0 2
Gravity ☒ 0 8
6. Bentonite seal: a. Bentonite granules ☐ 3 3
b. ☐ 1/4 in. ☒ 3/8 in. ☐ 1/2 in. Bentonite chips ☒ 3 2
c. ____ Other ☐ __
7. Fine sand material: Manufacturer, product name & mesh size
a. Red Flint Fine __
b. Volume added ____ ft^3
8. Filter pack material: Manufacturer, product name & mesh size
a. Red FLint #5 __
b. Volume added ____ ft^3
9. Well casing: Flush threaded PVC schedule 40 ☒ 2 3
Flush threaded PVC schedule 80 ☐ 2 4
____ Other ☐ __
10. Screen material: PVC __
a. Screen Type: Factory cut ☒ 1 1
Continuous slot ☐ 0 1
____ Other ☐ __
b. Manufacturer ____
c. Slot size: 0.010 in.
d. Slotted length: 5.0 ft.
11. Backfill material (below filter pack): None ☒ 1 4
____ Other ☐ __

I hereby certify that the information on this form is true and correct to the best of my knowledge.

Signature	Firm	
	The Sigma Group 1300 W Canal St Milwaukee, WI 53233	Tel: 414-643-4200 Fax: 414-643-4210

Please complete both Forms 4400-113A and 4400-113B and return them to the appropriate DNR office and bureau. Completion of these reports is required by chs. 160, 281, 283, 289, 291, 292, 293, 295, and 299, Wis. Stats., and ch. NR 141, Wis. Adm. Code. In accordance with chs. 281, 289, 291, 292, 293, 295, and 299, Wis. Stats., failure to file these forms may result in a forfeiture of between $10 and $25,000, or imprisonment for up to one year, depending on the program and conduct involved. Personally identifiable information on these forms is not intended to be used for any other purpose. NOTE: See the instructions for more information, including where the completed forms should be sent.

State of Wisconsin
Department of Natural Resources

Route To: Watershed/Wastewater ☐ Waste Management ☐ Remediation/Redevelopment ☒ Other ☐

MONITORING WELL CONSTRUCTION

Form 4400-113A Rev. 7-98

Facility/Project Name: Actions Metals/ACME Galvanizing	Local Grid Location of Well: ____ ft. ☐ N ☐ S, ____ ft. ☐ E ☐ W	Well Name: TW-1
Facility License, Permit or Monitoring No.: -	Local Grid Origin ☐ (estimated: ☐) or Well Location ☒ Lat. ___ ° ___ ' ___ " Long. ___ ° ___ ' ___ " or	Wis. Unique Well No.: / DNR Well Number:
Facility ID:	St. Plane 369,498 ft. N, 2,552,221 ft. E. (S)/C/N	Date Well Installed: 12/22/2017
Type of Well: Well Code 11/mw	Section Location of Waste/Source: NW 1/4 of SE 1/4 of Sec. 7 T. 6 N, R. 22 ☒ E ☐ W	Well Installed By: (Person's Name and Firm) Jacob Krause, Sigma Environmental Services
Distance from Waste/Source ___ ft. / Enf. Stds. Apply ☐	Location of Well Relative to Waste/Source: u ☐ Upgradient s ☐ Sidegradient d ☐ Downgradient n ☐ Not Known	Gov. Lot Number:

A. Protective pipe, top elevation ___ ft. MSL

B. Well casing, top elevation ___ ft. MSL

C. Land surface elevation 611.7 ft. MSL

D. Surface seal, bottom 609.2 ft. MSL or 2.5 ft.

12. USCS classification of soil near screen:
GP ☐ GM ☐ GC ☐ GW ☐ SW ☐ SP ☐
SM ☐ SC ☐ ML ☐ MH ☐ CL ☐ CH ☐
Bedrock ☐

13. Sieve analysis attached? ☐ Yes ☐ No

14. Drilling method used: Rotary ☐ 5 0; Hollow Stem Auger ☐ 4 1; Hand Auger; Other ☒ _ _

15. Drilling fluid used: Water ☐ 0 2 Air ☐ 0 1 Drilling Mud ☐ 0 3 None ☒ 9 9

16. Drilling additives used? ☐ Yes ☒ No

Describe ___

17. Source of water (attach analysis, if required):

E. Bentonite seal, top 611.5 ft. MSL or 0.3 ft.

F. Fine sand, top ___ ft. MSL or ___ ft.

G. Filter pack, top 609.2 ft. MSL or 2.5 ft.

H. Screen joint, top 608.2 ft. MSL or 3.5 ft.

I. Well bottom 599.2 ft. MSL or 12.5 ft.

J. Filter pack, bottom 605.7 ft. MSL or 6.0 ft.

K. Borehole, bottom 605.7 ft. MSL or 6.0 ft.

L. Borehole, diameter 3.0 in.

M. O.D. well casing 2.10 in.

N. I.D. well casing 2.00 in.

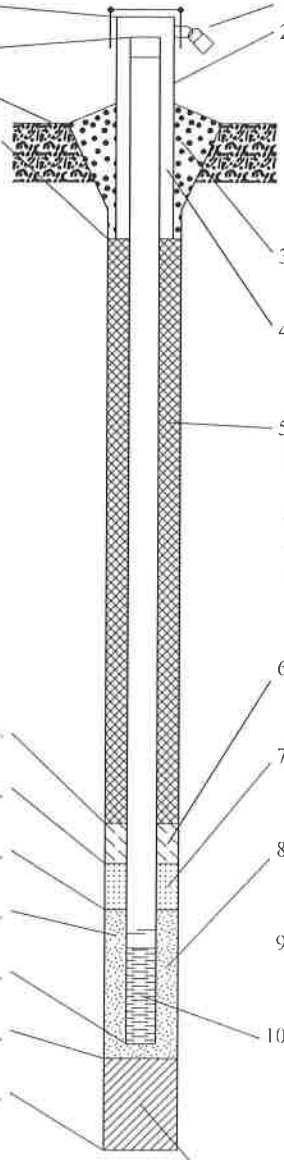

1. Cap and lock? ☒ Yes ☐ No

2. Protective cover pipe:
a. Inside diameter: ___ in.
b. Length: ___ ft.
c. Material: Steel ☐ 0 4; Other ☒ _ _
d. Additional protection? ☐ Yes ☒ No
If yes, describe: ___

3. Surface seal: Bentonite ☒ 3 0; Concrete ☐ 0 1; Other ☐ _ _

4. Material between well casing and protective pipe: Bentonite ☐ 3 0; Other ☒ _ _

5. Annular space seal: a. Granular/Chipped Bentonite ☒ 3 3
b. ___ Lbs/gal mud weight . . . Bentonite-sand slurry ☐ 3 5
c. ___ Lbs/gal mud weight . . . Bentonite slurry ☐ 3 1
d. ___ % Bentonite . . . Bentonite-cement grout ☐ 5 0
e. ___ Ft^3 volume added for any of the above
f. How installed: Tremie ☐ 0 1; Tremie pumped ☐ 0 2; Gravity ☒ 0 8

6. Bentonite seal: a. Bentonite granules ☐ 3 3
b. ☐ 1/4 in. ☒ 3/8 in. ☐ 1/2 in. Bentonite chips ☒ 3 2
c. ___ Other ☐ _ _

7. Fine sand material: Manufacturer, product name & mesh size
a. ___ _ _
b. Volume added ___ ft^3

8. Filter pack material: Manufacturer, product name & mesh size
a. Red FLint #5 _ _
b. Volume added ___ ft^3

9. Well casing: Flush threaded PVC schedule 40 ☒ 2 3; Flush threaded PVC schedule 80 ☐ 2 4; Other ☐ _ _

10. Screen material: PVC _ _
a. Screen Type: Factory cut ☒ 1 1; Continuous slot ☐ 0 1; Other ☐ _ _
b. Manufacturer ___
c. Slot size: 0.010 in.
d. Slotted length: 6.0 ft.

11. Backfill material (below filter pack): None ☒ 1 4; Other ☐ _ _

I hereby certify that the information on this form is true and correct to the best of my knowledge.

Signature: [signature] Firm: The Sigma Group, 1300 W Canal St Milwaukee, WI 53233 Tel: 414-643-4200 Fax: 414-643-4210

Please complete both Forms 4400-113A and 4400-113B and return them to the appropriate DNR office and bureau. Completion of these reports is required by chs. 160, 281, 283, 289, 291, 292, 293, 295, and 299, Wis. Stats., and ch. NR 141, Wis. Adm. Code. In accordance with chs. 281, 289, 291, 292, 293, 295, and 299, Wis. Stats., failure to file these forms may result in a forfeiture of between $10 and $25,000, or imprisonment for up to one year, depending on the program and conduct involved. Personally identifiable information on these forms is not intended to be used for any other purpose. NOTE: See the instructions for more information, including where the completed forms should be sent.

State of Wisconsin
Department of Natural Resources

Route To: Watershed/Wastewater ☐ Waste Management ☐ Remediation/Redevelopment ☒ Other ☐

MONITORING WELL CONSTRUCTION
Form 4400-113A Rev. 7-98

Facility/Project Name: Actions Metals/ACME Galvanizing	Local Grid Location of Well: ft. ☐ N. ☐ S. ft. ☐ E. ☐ W.	Well Name: TW-2
Facility License, Permit or Monitoring No.: -	Local Grid Origin ☐ (estimated: ☐) or Well Location ☒ Lat. ° ' " Long. ° ' " or	Wis. Unique Well No.: / DNR Well Number:
Facility ID:	St. Plane 369,425 ft. N, 2,552,263 ft. E. Ⓢ/C/N	Date Well Installed: 12/22/2017
Type of Well: Well Code 11/mw	Section Location of Waste/Source: NW 1/4 of SE 1/4 of Sec. 7, T. 6 N, R. 22 ☒ E ☐ W	Well Installed By: (Person's Name and Firm): Jacob Krause, Sigma Environmental Services
Distance from Waste/Source ft. / Enf. Stds. Apply ☐	Location of Well Relative to Waste/Source: u ☐ Upgradient s ☐ Sidegradient d ☐ Downgradient n ☐ Not Known	Gov. Lot Number:

A. Protective pipe, top elevation _____ ft. MSL

B. Well casing, top elevation _____ ft. MSL

C. Land surface elevation 612.2 ft. MSL

D. Surface seal, bottom 609.7 ft. MSL or 2.5 ft.

12. USCS classification of soil near screen:
GP ☐ GM ☐ GC ☐ GW ☐ SW ☐ SP ☐
SM ☐ SC ☐ ML ☐ MH ☐ CL ☐ CH ☐
Bedrock ☐

13. Sieve analysis attached? ☐ Yes ☐ No

14. Drilling method used: Rotary ☐ 5 0
Hollow Stem Auger ☐ 4 1
Hand Auger Other ☒ _ _

15. Drilling fluid used: Water ☐ 0 2 Air ☐ 0 1
Drilling Mud ☐ 0 3 None ☒ 9 9

16. Drilling additives used? ☐ Yes ☒ No

Describe _____

17. Source of water (attach analysis, if required):

E. Bentonite seal, top 612.0 ft. MSL or 0.3 ft.

F. Fine sand, top _____ ft. MSL or _____ ft.

G. Filter pack, top 609.7 ft. MSL or 2.5 ft.

H. Screen joint, top 608.7 ft. MSL or 3.5 ft.

I. Well bottom 599.7 ft. MSL or 12.5 ft.

J. Filter pack, bottom 606.2 ft. MSL or 6.0 ft.

K. Borehole, bottom 606.2 ft. MSL or 6.0 ft.

L. Borehole, diameter 3.0 in.

M. O.D. well casing 2.10 in.

N. I.D. well casing 2.00 in.

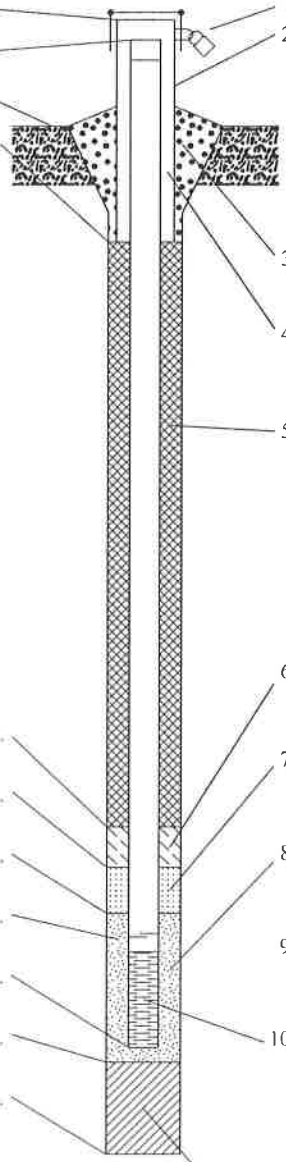

1. Cap and lock? ☒ Yes ☐ No
2. Protective cover pipe:
a. Inside diameter: _____ in.
b. Length: _____ ft.
c. Material: Steel ☐ 0 4
_____ Other ☒ _ _
d. Additional protection? ☐ Yes ☒ No
If yes, describe: _____
3. Surface seal: Bentonite ☒ 3 0
Concrete ☐ 0 1
_____ Other ☐ _ _
4. Material between well casing and protective pipe:
Bentonite ☐ 3 0
_____ Other ☒ _ _
5. Annular space seal: a. Granular/Chipped Bentonite ☒ 3 3
b. _____ Lbs/gal mud weight . . . Bentonite-sand slurry ☐ 3 5
c. _____ Lbs/gal mud weight . . . Bentonite slurry ☐ 3 1
d. _____ % Bentonite . . . Bentonite-cement grout ☐ 5 0
e. _____ Ft^3 volume added for any of the above
f. How installed: Tremie ☐ 0 1
Tremie pumped ☐ 0 2
Gravity ☒ 0 8
6. Bentonite seal: a. Bentonite granules ☐ 3 3
b. ☐ 1/4 in. ☒ 3/8 in. ☐ 1/2 in. Bentonite chips ☒ 3 2
c. _____ Other ☐ _ _
7. Fine sand material: Manufacturer, product name & mesh size
a. _____ _ _
b. Volume added _____ ft^3
8. Filter pack material: Manufacturer, product name & mesh size
a. Red FLint #5 _ _
b. Volume added _____ ft^3
9. Well casing: Flush threaded PVC schedule 40 ☒ 2 3
Flush threaded PVC schedule 80 ☐ 2 4
_____ Other ☐ _ _
10. Screen material: PVC _ _
a. Screen Type: Factory cut ☒ 1 1
Continuous slot ☐ 0 1
_____ Other ☐ _ _
b. Manufacturer _____
c. Slot size: 0.010 in.
d. Slotted length: 6.0 ft.
11. Backfill material (below filter pack): None ☒ 1 4
_____ Other ☐ _ _

I hereby certify that the information on this form is true and correct to the best of my knowledge.

Signature	Firm: The Sigma Group, 1300 W Canal St Milwaukee, WI 53233 — Tel: 414-643-4200, Fax: 414-643-4210

Please complete both Forms 4400-113A and 4400-113B and return them to the appropriate DNR office and bureau. Completion of these reports is required by chs. 160, 281, 283, 289, 291, 292, 293, 295, and 299, Wis. Stats., and ch. NR 141, Wis. Adm. Code. In accordance with chs. 281, 289, 291, 292, 293, 295, and 299, Wis. Stats., failure to file these forms may result in a forfeiture of between $10 and $25,000, or imprisonment for up to one year, depending on the program and conduct involved. Personally identifiable information on these forms is not intended to be used for any other purpose. NOTE: See the instructions for more information, including where the completed forms should be sent.

State of Wisconsin
Department of Natural Resources

Route To: Watershed/Wastewater ☐ Waste Management ☐ Remediation/Redevelopment ☒ Other ☐

MONITORING WELL CONSTRUCTION

Form 4400-113A Rev. 7-98

Facility/Project Name: Actions Metals/ACME Galvanizing	Local Grid Location of Well: ____ ft. ☐ N. ☐ S. ____ ft. ☐ E. ☐ W.	Well Name: TW-3
Facility License, Permit or Monitoring No.: -	Local Grid Origin ☐ (estimated: ☐) or Well Location ☒ Lat. ___ ° ___ ' ___ " Long. ___ ° ___ ' ___ " or	Wis. Unique Well No.: / DNR Well Number:
Facility ID	St. Plane 369,356 ft. N, 2,552,311 ft. E. (S)/C/N	Date Well Installed: 12/22/2017
Type of Well: Well Code 11/mw	Section Location of Waste/Source: NW 1/4 of SE 1/4 of Sec. 7, T. 6 N, R. 22 ☒ E ☐ W	Well Installed By: (Person's Name and Firm) Jacob Krause
Distance from Waste/Source ___ ft. / Enf. Stds. Apply ☐	Location of Well Relative to Waste/Source: u ☐ Upgradient s ☐ Sidegradient d ☐ Downgradient n ☐ Not Known	Gov. Lot Number: ____ / Sigma Environmental Services

A. Protective pipe, top elevation ____ ft. MSL

B. Well casing, top elevation ____ ft. MSL

C. Land surface elevation 612.5 ft. MSL

D. Surface seal, bottom 610.0 ft. MSL or 2.5 ft.

12. USCS classification of soil near screen:
GP ☐ GM ☐ GC ☐ GW ☐ SW ☐ SP ☐
SM ☐ SC ☐ ML ☐ MH ☐ CL ☐ CH ☐
Bedrock ☐

13. Sieve analysis attached? ☐ Yes ☐ No

14. Drilling method used: Rotary ☐ 5 0
Hollow Stem Auger ☐ 4 1
Hand Auger Other ☒ _ _

15. Drilling fluid used: Water ☐ 0 2 Air ☐ 0 1
Drilling Mud ☐ 0 3 None ☒ 9 9

16. Drilling additives used? ☐ Yes ☒ No

Describe ____

17. Source of water (attach analysis, if required):

E. Bentonite seal, top 612.3 ft. MSL or 0.3 ft.

F. Fine sand, top ____ ft. MSL or ____ ft.

G. Filter pack, top 610.0 ft. MSL or 2.5 ft.

H. Screen joint, top 609.0 ft. MSL or 3.5 ft.

I. Well bottom 600.0 ft. MSL or 12.5 ft.

J. Filter pack, bottom 606.5 ft. MSL or 6.0 ft.

K. Borehole, bottom 606.5 ft. MSL or 6.0 ft.

L. Borehole, diameter 3.0 in.

M. O.D. well casing 2.10 in.

N. I.D. well casing 2.00 in.

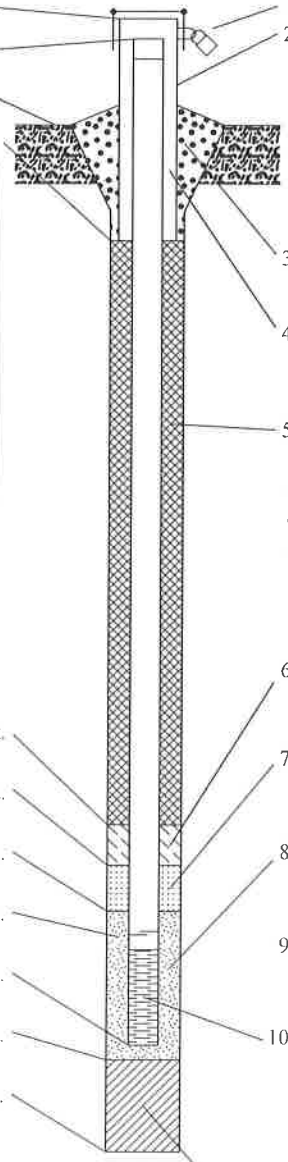

1. Cap and lock? ☒ Yes ☐ No

2. Protective cover pipe:
a. Inside diameter: ____ in.
b. Length: ____ ft.
c. Material: Steel ☐ 0 4
Other ☒ _ _
d. Additional protection? ☐ Yes ☒ No
If yes, describe: ____

3. Surface seal: Bentonite ☒ 3 0
Concrete ☐ 0 1
Other ☐ _ _

4. Material between well casing and protective pipe:
Bentonite ☐ 3 0
Other ☒ _ _

5. Annular space seal: a. Granular/Chipped Bentonite ☒ 3 3
b. ____ Lbs/gal mud weight . . . Bentonite-sand slurry ☐ 3 5
c. ____ Lbs/gal mud weight . . . Bentonite slurry ☐ 3 1
d. ____ % Bentonite . . . Bentonite-cement grout ☐ 5 0
e. ____ Ft^3 volume added for any of the above
f. How installed: Tremie ☐ 0 1
Tremie pumped ☐ 0 2
Gravity ☒ 0 8

6. Bentonite seal: a. Bentonite granules ☐ 3 3
b. ☐ 1/4 in. ☒ 3/8 in. ☐ 1/2 in. Bentonite chips ☒ 3 2
c. ____ Other ☐ _ _

7. Fine sand material: Manufacturer, product name & mesh size
a. ____ _ _
b. Volume added ____ ft^3

8. Filter pack material: Manufacturer, product name & mesh size
a. Red FLint #5 _ _
b. Volume added ____ ft^3

9. Well casing: Flush threaded PVC schedule 40 ☒ 2 3
Flush threaded PVC schedule 80 ☐ 2 4
Other ☐ _ _

10. Screen material: PVC _ _
a. Screen Type: Factory cut ☒ 1 1
Continuous slot ☐ 0 1
Other ☐ _ _
b. Manufacturer ____
c. Slot size: 0.010 in.
d. Slotted length: 6.0 ft.

11. Backfill material (below filter pack): None ☒ 1 4
Other ☐ _ _

I hereby certify that the information on this form is true and correct to the best of my knowledge.

Signature ____ Firm: The Sigma Group, 1300 W Canal St Milwaukee, WI 53233 Tel: 414-643-4200 Fax: 414-643-4210

Please complete both Forms 4400-113A and 4400-113B and return them to the appropriate DNR office and bureau. Completion of these reports is required by chs. 160, 281, 283, 289, 291, 292, 293, 295, and 299, Wis. Stats., and ch. NR 141, Wis. Adm. Code. In accordance with chs. 281, 289, 291, 292, 293, 295, and 299, Wis. Stats., failure to file these forms may result in a forfeiture of between $10 and $25,000, or imprisonment for up to one year, depending on the program and conduct involved. Personally identifiable information on these forms is not intended to be used for any other purpose. NOTE: See the instructions for more information, including where the completed forms should be sent.

APPENDIX E

Monitoring Well Development Forms

THE SIGMA GROUP

GROUNDWATER SERVICES REQUEST

Project Number: 12884
Phase: 023
Task:
Budget: 0.5 days
Project Manager: KK

Client Name: ACME Galvanizing
Project Name:
Project Location: 2730 S 19th St Milwaukee
Address / City / State
Site Contact:

Date Issued: 11/27
Route Notes To:
Phone:

Date of Service: 11-28-17
Work Completed by: D. Dailey

Requested Services

- [ ] Water Levels (all wells unless noted otherwise)
- [ ] Product Levels (as indicated)
- [ ] Well Abandonment (see list)
- [x] Well Development
- [ ] Well Sampling (see list
- [ ] Surveying (see list)
- [ ] Dissolved Oxygen (see list)
- [ ] Redox (see list)
- [ ] pH
- [ ] Ferrous Iron
- [ ] Temperature
- [ ] Other

Laboratory Information

Sample Destination/Lab Bid # (Name of Lab):
Sample Supplies Order/Date:
Route Results to:

Analytes	Monitoring Well IDs (attach map)									
	MW-14	MW-15	MW-16							

Analytes (continued from above)	Monitoring Well IDs (attach map)									

Include trip, equipment, and duplicate for VOCs

Development / Purge Water

- [x] Leave on site
- [ ] Sample Water
- [ ] Transport to

Invoicing / Purge Water

- [ ] Sigma
- [ ] Other

Notes Purge water drum already on-site, bring an extra just in case. Location noted on map

11-28-17 ACME Galvanizing # 12884 023

2730 S. 19th St
Milw. WI

→ Checked in at front office.

→ Developed MW-14, MW-15 and MW-16

→ All 3 wells can be bailed dry.

→ Purged each well dry 3 times each.

→ See "well development sheets" for more info

→ All purge water drummed and left on site, with the soil drums. Labled the water drum in blue paint pen.

Continued on Page

Read and Understood By

D. Dailey 11-28-17

Signed Date Signed Date

State of Wisconsin
Department of Natural Resources

MONITORING WELL DEVELOPMENT

Form 4400-113B Rev. 7-98

Route to: Watershed/Wastewater ☐ Waste Management ☐
Remediation/Redevelopment ☐ Other ☐ _____

Facility/Project Name	County Name	Well Name
ACME Galvanizing	Milwaukee	MW-14

Facility License, Permit or Monitoring Number	County Code	Wis. Unique Well Number	DNR Well ID Number

1. Can this well be purged dry? ■ Yes ☐ No

2. Well development method
   - surged with bailer and bailed ■ 41
   - surged with bailer and pumped ☐ 61
   - surged with block and bailed ☐ 42
   - surged with block and pumped ☐ 62
   - surged with block, bailed and pumped ☐ 70
   - compressed air ☐ 20
   - bailed only ☐ 10
   - pumped only ☐ 51
   - pumped slowly ☐ 50
   - Other _____ ☐

3. Time spent developing well 60 min.

4. Depth of well (from top of well casisng) 30.10 ft.

5. Inside diameter of well 2.0 in.

6. Volume of water in filter pack and well casing 10.31 gal.

7. Volume of water removed from well 11.0 gal.

8. Volume of water added (if any) None gal.

9. Source of water added None

10. Analysis performed on water added? ☐ Yes ■ No
(If yes, attach results)

	Before Development	After Development
11. Depth to Water (from top of well casing)	a. 23.30 ft.	28.90 ft.
Date	b. 11/28/2017 (mm dd yyyy)	11/28/2017 (mm dd yyyy)
Time	c. 11:00 ■ a.m. ☐ p.m.	12:00 ☐ a.m. ■ p.m.
12. Sediment in well bottom	1.0 inches	0.0 inches
13. Water clarity	Clear ☐ 10 Turbid ■ 15 (Describe) Brown	Clear ■ 20 Turbid ☐ 25 (Describe) slight turbid

Fill in if drilling fluids were used and well is at solid waste facility:

14. Total suspended solids	____.__ mg/l	____.__ mg/l
15. COD	____.__ mg/l	____.__ mg/l

16. Well developed by: Name (first, last) and Firm
First Name: David Last Name: Dailey
Firm: The Sigma Group

17. Additional comments on development:
1st = 6.0 gals.
2nd = 3.0 gals.
3rd = 2.0 gals.
} 15 min. intervals
Purged well dry 3 times

Name and Address of Facility Contact/Owner/Responsible Party
First Name: _____ Last Name: _____
Facility/Firm: _____
Street: _____
City/State/Zip: _____

I hereby certify that the above information is true and correct to the best of my knowledge.
Signature: David Dailey
Print Name: David Dailey
Firm: The Sigma Group

NOTE: See instructions for more information including a list of county codes and well type codes.

State of Wisconsin
Department of Natural Resources

MONITORING WELL DEVELOPMENT

Form 4400-113B Rev. 7-98

Route to: Watershed/Wastewater ☐ Waste Management ☐
Remediation/Redevelopment ☐ Other ☐ _____

Facility/Project Name	County Name	Well Name
ACME Galvanizing	Milwaukee	MW-15

Facility License, Permit or Monitoring Number	County Code	Wis. Unique Well Number	DNR Well ID Number

1. Can this well be purged dry? ■ Yes ☐ No

2. Well development method
   - surged with bailer and bailed ■ 41
   - surged with bailer and pumped ☐ 61
   - surged with block and bailed ☐ 42
   - surged with block and pumped ☐ 62
   - surged with block, bailed and pumped ☐ 70
   - compressed air ☐ 20
   - bailed only ☐ 10
   - pumped only ☐ 51
   - pumped slowly ☐ 50
   - Other _____ ☐

3. Time spent developing well 60 min.

4. Depth of well (from top of well casisng) 30.10 ft.

5. Inside diameter of well 2.0 in.

6. Volume of water in filter pack and well casing 11.23 gal.

7. Volume of water removed from well 13.0 gal.

8. Volume of water added (if any) None gal.

9. Source of water added None

10. Analysis performed on water added? ☐ Yes ■ No
(If yes, attach results)

	Before Development	After Development
11. Depth to Water (from top of well casing)	a. 22.70 ft.	29.75 ft.
Date	b. 11/28/2017 (mm dd yyyy)	11/28/2017 (mm dd yyyy)
Time	c. 10:00 ■ a.m. ☐ p.m.	11:00 ■ a.m. ☐ p.m.
12. Sediment in well bottom	1.0 inches	0.0 inches
13. Water clarity	Clear ☐ 10 Turbid ■ 15 (Describe) Brown	Clear ■ 20 Turbid ☐ 25 (Describe) slight turbid

Fill in if drilling fluids were used and well is at solid waste facility:

14. Total suspended solids	____.__ mg/l	____.__ mg/l
15. COD	____.__ mg/l	____.__ mg/l

16. Well developed by: Name (first, last) and Firm
First Name: David Last Name: Dailey
Firm: The Sigma Group

17. Additional comments on development:
Purged well dry 3 times
1st = 6.0 gals.
2nd = 4.0 gals.
3rd = 3.0 gals.
15 min. interval

Name and Address of Facility Contact/Owner/Responsible Party
First Name: _____ Last Name: _____
Facility/Firm: _____
Street: _____
City/State/Zip: _____

I hereby certify that the above information is true and correct to the best of my knowledge.
Signature: David Dailey
Print Name: David Dailey
Firm: The Sigma Group

NOTE: See instructions for more information including a list of county codes and well type codes.

State of Wisconsin
Department of Natural Resources

MONITORING WELL DEVELOPMENT

Form 4400-113B Rev. 7-98

Route to: Watershed/Wastewater ☐ Waste Management ☐
Remediation/Redevelopment ☐ Other ☐ _____

Facility/Project Name	County Name	Well Name
ACME Galvanizing	Milwaukee	MW-16

Facility License, Permit or Monitoring Number	County Code	Wis. Unique Well Number	DNR Well ID Number

1. Can this well be purged dry? ■ Yes ☐ No

2. Well development method

surged with bailer and bailed	■	41
surged with bailer and pumped	☐	61
surged with block and bailed	☐	42
surged with block and pumped	☐	62
surged with block, bailed and pumped	☐	70
compressed air	☐	20
bailed only	☐	10
pumped only	☐	51
pumped slowly	☐	50
Other _____	☐	

3. Time spent developing well 60 min.

4. Depth of well (from top of well casisng) 29.85 ft.

5. Inside diameter of well 2.0 in.

6. Volume of water in filter pack and well casing 11.84 gal.

7. Volume of water removed from well 13.0 gal.

8. Volume of water added (if any) None gal.

9. Source of water added None

10. Analysis performed on water added? ☐ Yes ■ No
(If yes, attach results)

	Before Development	After Development
11. Depth to Water (from top of well casing)	a. 22.08 ft.	29.00 ft.
Date	b. 11/28/2017 (mm dd yyyy)	11/28/2017 (mm dd yyyy)
Time	c. 9:15 ■ a.m. ☐ p.m.	10:15 ■ a.m. ☐ p.m.
12. Sediment in well bottom	1.0 inches	0.0 inches
13. Water clarity	Clear ☐ 10 Turbid ■ 15 (Describe) Brown	Clear ☐ 20 Turbid ■ 25 (Describe) Slight turbid

Fill in if drilling fluids were used and well is at solid waste facility:

14. Total suspended solids ____.__ mg/l ____.__ mg/l

15. COD ____.__ mg/l ____.__ mg/l

16. Well developed by: Name (first, last) and Firm
First Name: David Last Name: Dailey
Firm: The Sigma Group

17. Additional comments on development:
Purged well dry 3 times
1st = 7.0 gals
2nd = 4.0 gals
3rd = 2.0 gals
15 min. intervals

Name and Address of Facility Contact/Owner/Responsible Party
First Name: _____ Last Name: _____
Facility/Firm: _____
Street: _____
City/State/Zip: _____

I hereby certify that the above information is true and correct to the best of my knowledge.
Signature: David Dailey
Print Name: David Dailey
Firm: The Sigma Group

NOTE: See instructions for more information including a list of county codes and well type codes.

State of Wisconsin
Department of Natural Resources

MONITORING WELL DEVELOPMENT

Form 4400-113B Rev. 7-98

Route to: Watershed/Wastewater ☐ Waste Management ☐
Remediation/Redevelopment ☐ Other ☐ _____

Facility/Project Name	County Name	Well Name
ACME Galvanizing	Milwaukee	PZ-1

Facility License, Permit or Monitoring Number	County Code	Wis. Unique Well Number	DNR Well ID Number
	40	WA 036	____

1. Can this well be purged dry? ■ Yes ☐ No

2. Well development method
- surged with bailer and bailed ☐ 41
- surged with bailer and pumped ■ 61
- surged with block and bailed ☐ 42
- surged with block and pumped ☐ 62
- surged with block, bailed and pumped ☐ 70
- compressed air ☐ 20
- bailed only ☐ 10
- pumped only ☐ 51
- pumped slowly ☐ 50
- Other _____ ☐

3. Time spent developing well 60 min.

4. Depth of well (from top of well casing) 28.25 ft.

5. Inside diameter of well 2.00 in.

6. Volume of water in filter pack and well casing ____ gal.

7. Volume of water removed from well 9.00 gal.

8. Volume of water added (if any) 0.0 gal.

9. Source of water added —

10. Analysis performed on water added? ☐ Yes ☐ No
(If yes, attach results)

	Before Development	After Development
11. Depth to Water (from top of well casing)	a. 20.46 ft.	27.92 ft.
Date	b. 02/16/2018 (mm dd yyyy)	02/16/2018 (mm dd yyyy)
Time	c. 13:05 ☐ a.m. ■ p.m.	14:05 ☐ a.m. ■ p.m.
12. Sediment in well bottom	0.0 inches	0.0 inches
13. Water clarity	Clear ☐ 10 Turbid ■ 15 (Describe)	Clear ☐ 20 Turbid ■ 25 (Describe)

0-9 Gallons
Turbid/silty

Fill in if drilling fluids were used and well is at solid waste facility:

14. Total suspended solids ____ mg/l ____ mg/l

15. COD ____ mg/l ____ mg/l

16. Well developed by: Name (first, last) and Firm
First Name: TOM Last Name: McCoy
Firm: The Sigma Group

17. Additional comments on development:

WELL PURGED DRY FIVE TIMES - SLOW RECHARGE

Name and Address of Facility Contact/Owner/Responsible Party
First Name: _____ Last Name: _____
Facility/Firm: _____
Street: _____
City/State/Zip: _____

I hereby certify that the above information is true and correct to the best of my knowledge.
Signature: [signature]
Print Name: TOM McCOY
Firm: The Sigma Group

NOTE: See instructions for more information including a list of county codes and well type codes.

State of Wisconsin
Department of Natural Resources

MONITORING WELL DEVELOPMENT

Form 4400-113B Rev. 7-98

Route to: Watershed/Wastewater ☐ Waste Management ☐
Remediation/Redevelopment ☐ Other ☐ _____

Facility/Project Name	County Name	Well Name
ACME Galvanizing	Milwaukee	PZ-2

Facility License, Permit or Monitoring Number	County Code	Wis. Unique Well Number	DNR Well ID Number
	40	WA 037	___

1. Can this well be purged dry? ■ Yes ☐ No

2. Well development method
- surged with bailer and bailed ☐ 41
- surged with bailer and pumped ■ 61
- surged with block and bailed ☐ 42
- surged with block and pumped ☐ 62
- surged with block, bailed and pumped ☐ 70
- compressed air ☐ 20
- bailed only ☐ 10
- pumped only ☐ 51
- pumped slowly ☐ 50
- Other _____ ☐

3. Time spent developing well 105 min.

4. Depth of well (from top of well casing) 4470 ft.

5. Inside diameter of well 2.00 in.

6. Volume of water in filter pack and well casing ___ gal.

7. Volume of water removed from well 18.00 gal.

8. Volume of water added (if any) 0.0 gal.

9. Source of water added —

10. Analysis performed on water added? ☐ Yes ☐ No
(If yes, attach results)

	Before Development	After Development
11. Depth to Water (from top of well casing)	a. 23.24 ft.	44.03 ft.
Date	b. 02/16/2018 (mm dd yyyy)	02/16/2018 (mm dd yyyy)
Time	c. 11:15 ■ a.m. ☐ p.m.	13:00 ☐ a.m. ■ p.m.
12. Sediment in well bottom	0.0 inches	0.0 inches
13. Water clarity	Clear ☐ 10 / Turbid ■ 15 (Describe)	Clear ☐ 20 / Turbid ■ 25 (Describe)

0-18 Gallons
Turbid/Silty

Fill in if drilling fluids were used and well is at solid waste facility:

14. Total suspended solids ___ mg/l ___ mg/l

15. COD ___ mg/l ___ mg/l

16. Well developed by: Name (first, last) and Firm
First Name: TOM Last Name: McCoy
Firm: The Sigma Group

17. Additional comments on development:

WELL PURGED DRY FIVE TIMES - MODERATE RECHARGE

Name and Address of Facility Contact/Owner/Responsible Party
First Name: _____ Last Name: _____
Facility/Firm: _____
Street: _____
City/State/Zip: _____

I hereby certify that the above information is true and correct to the best of my knowledge.
Signature: [signature]
Print Name: TOM McCoy
Firm: The Sigma Group

NOTE: See instructions for more information including a list of county codes and well type codes.

State of Wisconsin
Department of Natural Resources

MONITORING WELL DEVELOPMENT

Form 4400-113B Rev. 7-98

Route to: Watershed/Wastewater ☐ Waste Management ☐
Remediation/Redevelopment ☐ Other ☐ _____

Facility/Project Name	County Name	Well Name
ACME Galvanizing	Milwaukee	PZ-3

Facility License, Permit or Monitoring Number	County Code	Wis. Unique Well Number	DNR Well ID Number
	40	WA 038	___

1. Can this well be purged dry? ■ Yes ☐ No

2. Well development method

surged with bailer and bailed	☐ 41
surged with bailer and pumped	■ 61
surged with block and bailed	☐ 42
surged with block and pumped	☐ 62
surged with block, bailed and pumped	☐ 70
compressed air	☐ 20
bailed only	☐ 10
pumped only	☐ 51
pumped slowly	☐ 50
Other _____	☐

3. Time spent developing well 100 min.

4. Depth of well (from top of well casing) 41.70 ft.

5. Inside diameter of well 2.00 in.

6. Volume of water in filter pack and well casing ___.___ gal.

7. Volume of water removed from well 13.00 gal.

8. Volume of water added (if any) 0.0 gal.

9. Source of water added —

10. Analysis performed on water added? ☐ Yes ☐ No
(If yes, attach results)

	Before Development	After Development
11. Depth to Water (from top of well casing)	a. 25.15 ft.	41.04 ft.
Date	b. 02/16/2018 (mm dd yyyy)	02/16/2018 (mm dd yyyy)
Time	c. 07:45 ■ a.m. ☐ p.m.	09:25 ■ a.m. ☐ p.m.
12. Sediment in well bottom	0.0 inches	0.0 inches
13. Water clarity	Clear ☐ 10 Turbid ■ 15 (Describe)	Clear ☐ 20 Turbid ■ 25 (Describe)

0-13 Gallons
Turbid/Silty

Fill in if drilling fluids were used and well is at solid waste facility:

14. Total suspended solids ___.___ mg/l ___.___ mg/l

15. COD ___.___ mg/l ___.___ mg/l

16. Well developed by: Name (first, last) and Firm
First Name: TOM Last Name: McCoy
Firm: The Sigma Group

17. Additional comments on development:

WELL PURGED DRY FIVE TIMES - SLOW RECHARGE

Name and Address of Facility Contact/Owner/Responsible Party
First Name: _____ Last Name: _____
Facility/Firm: _____
Street: _____
City/State/Zip: _____

I hereby certify that the above information is true and correct to the best of my knowledge.
Signature: [signature]
Print Name: TOM McCoy
Firm: The Sigma Group

NOTE: See instructions for more information including a list of county codes and well type codes.

State of Wisconsin
Department of Natural Resources

MONITORING WELL DEVELOPMENT

Form 4400-113B Rev. 7-98

Route to: Watershed/Wastewater ☐ Waste Management ☐
Remediation/Redevelopment ☐ Other ☐ _____

Facility/Project Name	County Name	Well Name
ACME Galvanizing	Milwaukee	PZ-4

Facility License, Permit or Monitoring Number	County Code	Wis. Unique Well Number	DNR Well ID Number
	40	WA 039	

1. Can this well be purged dry? ■ Yes ☐ No

2. Well development method

surged with bailer and bailed	☐	41
surged with bailer and pumped	■	61
surged with block and bailed	☐	42
surged with block and pumped	☐	62
surged with block, bailed and pumped	☐	70
compressed air	☐	20
bailed only	☐	10
pumped only	☐	51
pumped slowly	☐	50
Other _____	☐	

3. Time spent developing well 100 min.

4. Depth of well (from top of well casisng) 43.55 ft.

5. Inside diameter of well 2.00 in.

6. Volume of water in filter pack and well casing ___.___ gal.

7. Volume of water removed from well 11.00 gal.

8. Volume of water added (if any) 0.0 gal.

9. Source of water added —

10. Analysis performed on water added? ☐ Yes ☐ No
(If yes, attach results)

	Before Development	After Development
11. Depth to Water (from top of well casing)	a. 25.35 ft.	42.97 ft.
Date	b. 02/16/2018 (m m d d y y y y)	02/16/2018 (m m d d y y y y)
Time	c. 09:30 ■ a.m. ☐ p.m.	11:10 ■ a.m. ☐ p.m.
12. Sediment in well bottom	0.0 inches	0.0 inches
13. Water clarity	Clear ☐ 10 Turbid ■ 15 (Describe)	Clear ☐ 20 Turbid ■ 25 (Describe)

0-11 Gallons
Turbid/Silty

Fill in if drilling fluids were used and well is at solid waste facility:

14. Total suspended solids ____.___ mg/l ____.___ mg/l

15. COD ____.___ mg/l ____.___ mg/l

16. Well developed by: Name (first, last) and Firm
First Name: TOM Last Name: McCoy
Firm: The Sigma Group

17. Additional comments on development:

WELL PURGED DRY FIVE TIMES - SLOW RECHARGE

Name and Address of Facility Contact/Owner/Responsible Party
First Name: _____ Last Name: _____
Facility/Firm: _____
Street: _____
City/State/Zip: _____

I hereby certify that the above information is true and correct to the best of my knowledge.
Signature: [signature]
Print Name: TOM McCoy
Firm: The Sigma Group

NOTE: See instructions for more information including a list of county codes and well type codes.

State of Wisconsin
Department of Natural Resources

MONITORING WELL DEVELOPMENT

Form 4400-113B Rev. 7-98

Route to: Watershed/Wastewater ☐ Waste Management ☐
Remediation/Redevelopment ☐ Other ☐ _____

Facility/Project Name	County Name	Well Name
ACME Galvanizing	Milwaukee	TW-1

Facility License, Permit or Monitoring Number	County Code	Wis. Unique Well Number	DNR Well ID Number
	__	WA041	___

1. Can this well be purged dry? ☐ Yes ☐ No

2. Well development method
   - surged with bailer and bailed ■ 41
   - surged with bailer and pumped ☐ 61
   - surged with block and bailed ☐ 42
   - surged with block and pumped ☐ 62
   - surged with block, bailed and pumped ☐ 70
   - compressed air ☐ 20
   - bailed only ☐ 10
   - pumped only ☐ 51
   - pumped slowly ☐ 50
   - Other _____ ☐

3. Time spent developing well 90 min.

4. Depth of well (from top of well casisng) 7.00 ft.

5. Inside diameter of well 2.0 in.

6. Volume of water in filter pack and well casing ___.__ gal.

7. Volume of water removed from well 0.25 gal.

8. Volume of water added (if any) None gal.

9. Source of water added None

10. Analysis performed on water added? ☐ Yes ■ No
(If yes, attach results)

	Before Development	After Development
11. Depth to Water (from top of well casing)	a. 5.67 ft.	___.__ ft.
Date	b. 01/04/2018 (m m d d y y y y)	01/04/2018 (m m d d y y y y)
Time	c. 10:30 ■ a.m. ☐ p.m.	12:00 ☐ a.m. ■ p.m.
12. Sediment in well bottom	0.0 inches	0.0 inches
13. Water clarity	Clear ☐ 10 Turbid ■ 15 (Describe) dark brown	Clear ☐ 20 Turbid ■ 25 (Describe) dark brown

Fill in if drilling fluids were used and well is at solid waste facility:

14. Total suspended solids	____.__ mg/l	____.__ mg/l
15. COD	____.__ mg/l	____.__ mg/l

16. Well developed by: Name (first, last) and Firm
First Name: David Last Name: Dailey
Firm: The Sigma Group

17. Additional comments on development:
Purged well dry 3 times
1st. = ½ liter
2nd = ½ liter
3rd = ½ liter
30 min. intervals
"slow recharge"

Name and Address of Facility Contact/Owner/Responsible Party
First Name: _____ Last Name: _____
Facility/Firm: _____
Street: _____
City/State/Zip: _____

I hereby certify that the above information is true and correct to the best of my knowledge.
Signature: David Dailey
Print Name: David Dailey
Firm: The Sigma Group

NOTE: See instructions for more information including a list of county codes and well type codes.

State of Wisconsin
Department of Natural Resources

MONITORING WELL DEVELOPMENT

Form 4400-113B Rev. 7-98

Route to: Watershed/Wastewater ☐ Waste Management ☐
Remediation/Redevelopment ☐ Other ☐ _____

Facility/Project Name	County Name	Well Name
ACME Galvanizing	Milwaukee	TW-2

Facility License, Permit or Monitoring Number	County Code	Wis. Unique Well Number	DNR Well ID Number
	__	WA042	___

1. Can this well be purged dry? ☐ Yes ☐ No

2. Well development method
   - surged with bailer and bailed ■ 41
   - surged with bailer and pumped ☐ 61
   - surged with block and bailed ☐ 42
   - surged with block and pumped ☐ 62
   - surged with block, bailed and pumped ☐ 70
   - compressed air ☐ 20
   - bailed only ☐ 10
   - pumped only ☐ 51
   - pumped slowly ☐ 50
   - Other _____ ☐

3. Time spent developing well 90 min.

4. Depth of well (from top of well casisng) 6.90 ft.

5. Inside diameter of well 2.0 in.

6. Volume of water in filter pack and well casing ___.__ gal.

7. Volume of water removed from well 1.5 gal.

8. Volume of water added (if any) None gal.

9. Source of water added None

10. Analysis performed on water added? ☐ Yes ■ No
(If yes, attach results)

	Before Development	After Development
11. Depth to Water (from top of well casing)	a. 5.55 ft.	___.__ ft.
Date	b. 01/04/2018 (m m d d y y y y)	01/04/2018 (m m d d y y y y)
Time	c. 10:45 ■ a.m. ☐ p.m.	12:15 ☐ a.m. ■ p.m.
12. Sediment in well bottom	0.0 inches	0.0 inches
13. Water clarity	Clear ☐ 10 Turbid ■ 15 (Describe) dark brown	Clear ☐ 20 Turbid ■ 25 (Describe) slight turbid

Fill in if drilling fluids were used and well is at solid waste facility:

14. Total suspended solids	____.__ mg/l	____.__ mg/l
15. COD	____.__ mg/l	____.__ mg/l

16. Well developed by: Name (first, last) and Firm
First Name: David Last Name: Dailey
Firm: The Sigma Group

17. Additional comments on development:
Purged well dry 3 times
1st = 0.50 gal.
2nd = 0.50 gal.
3rd = 0.50 gal.
} 30 min. intervals
"Fair recharge"

Name and Address of Facility Contact/Owner/Responsible Party
First Name: _____ Last Name: _____
Facility/Firm: _____
Street: _____
City/State/Zip: _____

I hereby certify that the above information is true and correct to the best of my knowledge.
Signature: David Dailey
Print Name: David Dailey
Firm: The Sigma Group

NOTE: See instructions for more information including a list of county codes and well type codes.

State of Wisconsin
Department of Natural Resources

MONITORING WELL DEVELOPMENT

Form 4400-113B Rev. 7-98

Route to: Watershed/Wastewater ☐ Waste Management ☐
Remediation/Redevelopment ☐ Other ☐ _____

Facility/Project Name	County Name	Well Name
ACME Galvanizing	Milwaukee	TW-3

Facility License, Permit or Monitoring Number	County Code	Wis. Unique Well Number	DNR Well ID Number
	__	WA040	___

1. Can this well be purged dry? ■ Yes ☐ No

2. Well development method

surged with bailer and bailed	■	41
surged with bailer and pumped	☐	61
surged with block and bailed	☐	42
surged with block and pumped	☐	62
surged with block, bailed and pumped	☐	70
compressed air	☐	20
bailed only	☐	10
pumped only	☐	51
pumped slowly	☐	50
Other _____	☐	

3. Time spent developing well 90 min.

4. Depth of well (from top of well casisng) 7.10 ft.

5. Inside diameter of well 2.0 in.

6. Volume of water in filter pack and well casing ___.__ gal.

7. Volume of water removed from well 0.75 gal.

8. Volume of water added (if any) None gal.

9. Source of water added None

10. Analysis performed on water added? ☐ Yes ■ No
(If yes, attach results)

	Before Development	After Development
11. Depth to Water (from top of well casing)	a. 5.15 ft.	___.__ ft.
Date	b. 01/04/2018 (m m d d y y y y)	01/04/2018 (m m d d y y y y)
Time	c. 11:00 ■ a.m. ☐ p.m.	12:30 ☐ a.m. ■ p.m.
12. Sediment in well bottom	0.0 inches	0.0 inches
13. Water clarity	Clear ☐ 10 Turbid ■ 15 (Describe) dark brown	Clear ☐ 20 Turbid ■ 25 (Describe) slight turbid

Fill in if drilling fluids were used and well is at solid waste facility:

14. Total suspended solids	____.__ mg/l	____.__ mg/l
15. COD	____.__ mg/l	____.__ mg/l

16. Well developed by: Name (first, last) and Firm
First Name: David Last Name: Dailey
Firm: The Sigma Group

17. Additional comments on development:
purged well dry 3 times
1st = 0.25 gal.
2nd = 0.25 gal.
3rd = 0.25 gal.
30 min. intervals

Name and Address of Facility Contact/Owner/Responsible Party
First Name: _____ Last Name: _____
Facility/Firm: _____
Street: _____
City/State/Zip: _____

I hereby certify that the above information is true and correct to the best of my knowledge.
Signature: David Dailey
Print Name: David Dailey
Firm: The Sigma Group

NOTE: See instructions for more information including a list of county codes and well type codes.

APPENDIX F

Hydraulic Conductivity Analysis Reports

The Sigma Group	Slug Test Analysis Report
1300 West Canal Street	Project: ACME Galvanizing
Milwaukee, WI	Number: 12884
Phone: (414) 643 - 4200	Client: ACME Galvanizing, Inc.

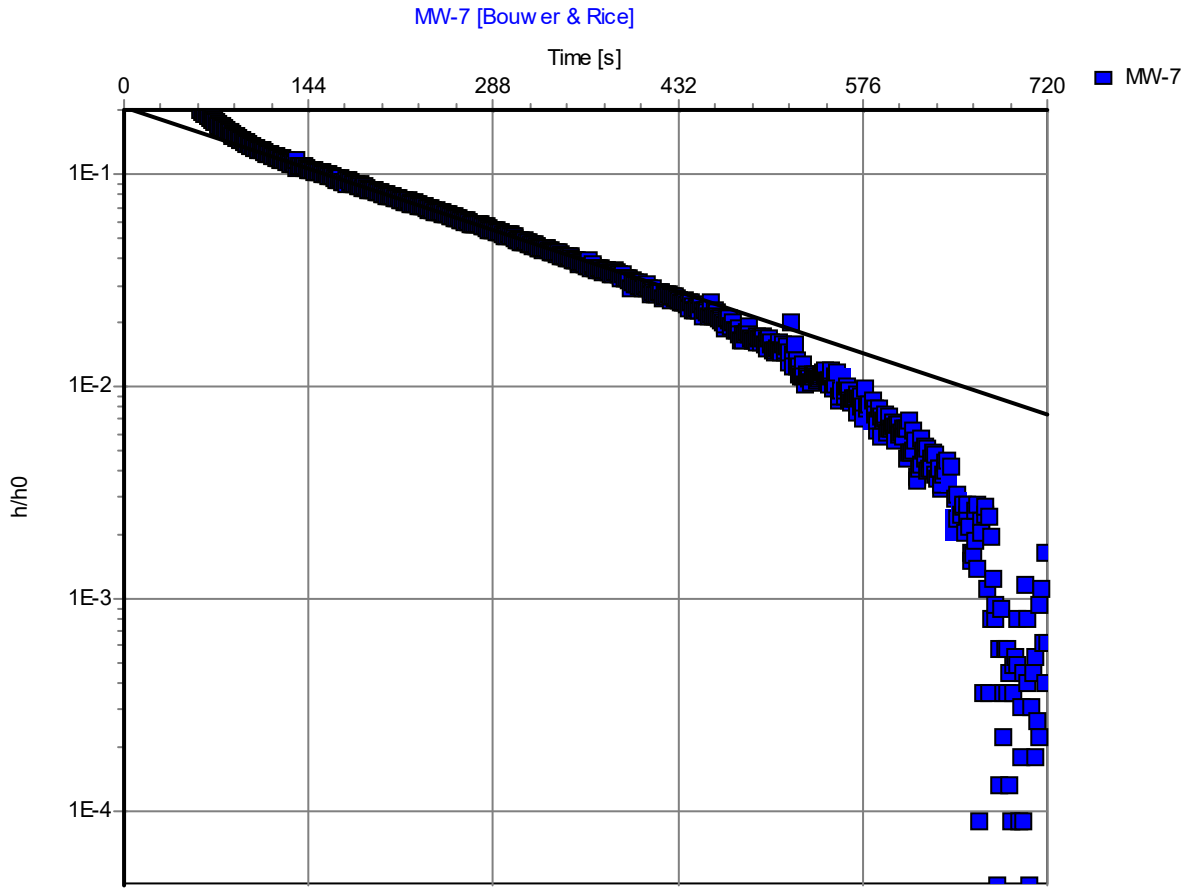

Slug Test: **MW-7**

Analysis Method: **Bouwer & Rice**

Analysis Results:

Conductivity: 9.67E-5 [cm/s]

Test parameters:

Test Well:	MW-7	Aquifer Thickness:	100 [ft]
Casing radius:	0.08333 [ft]	Gravel Pack Porosity (%)	25
Screen length:	10 [ft]		
Boring radius:	0.385 [ft]		
r(eff):	0.206 [ft]		

Comments:

Evaluated by:

Evaluation Date: 4/17/2018

The Sigma Group	Slug Test Analysis Report
1300 West Canal Street	Project: ACME Galvanizing
Milwaukee, WI	Number: 12884
Phone: (414) 643 - 4200	Client: ACME Galvanizing, Inc.

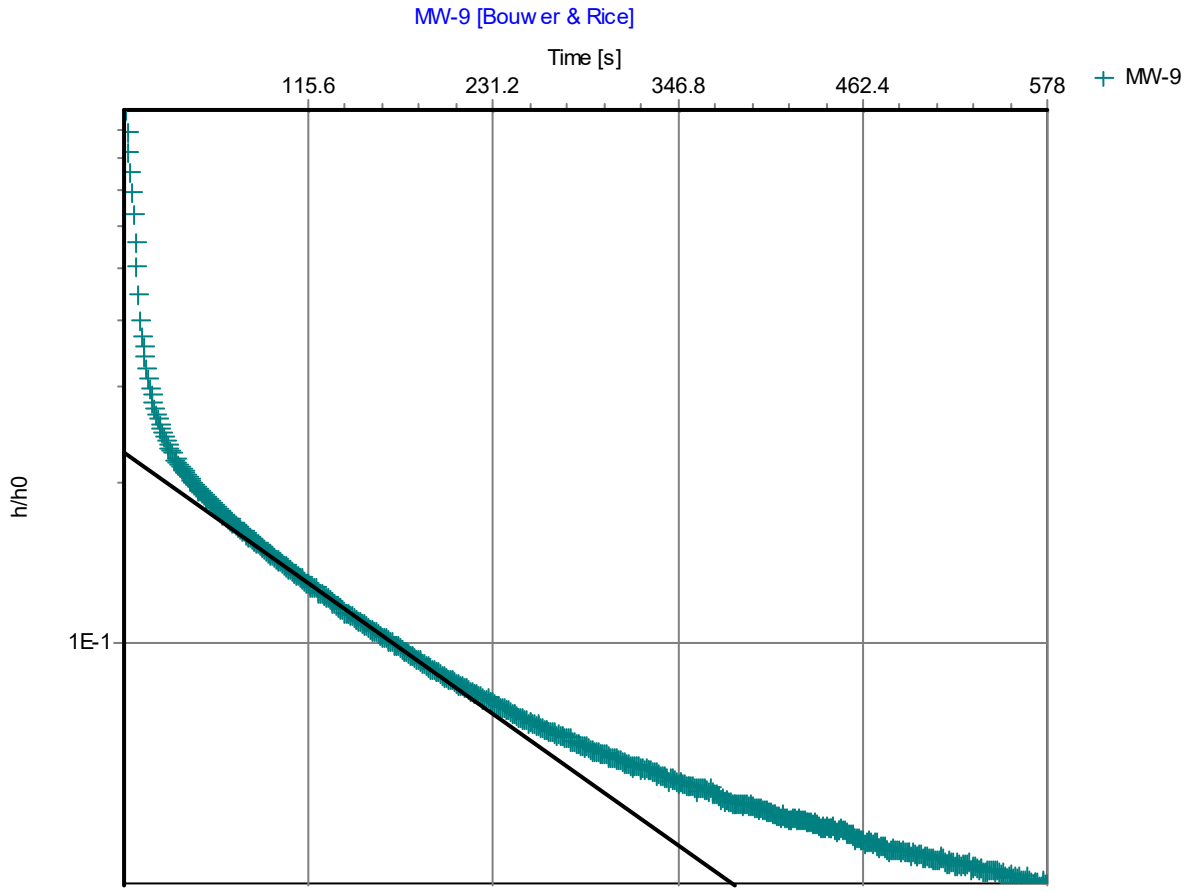

Slug Test: **MW-9**

Analysis Method: **Bouwer & Rice**

Analysis Results:

Conductivity: 9.49E-5 [cm/s]

Test parameters:

Test Well:	MW-9	Aquifer Thickness:	100 [ft]
Casing radius:	0.0833 [ft]	Gravel Pack Porosity (%)	25
Screen length:	10 [ft]		
Boring radius:	0.333 [ft]		
r(eff):	0.181 [ft]		

Comments:

Evaluated by:

Evaluation Date: 4/17/2018

The Sigma Group	Slug Test Analysis Report
1300 West Canal Street	Project: ACME Galvanizing
Milwaukee, WI	Number: 12884
Phone: (414) 643 - 4200	Client: ACME Galvanizing, Inc.

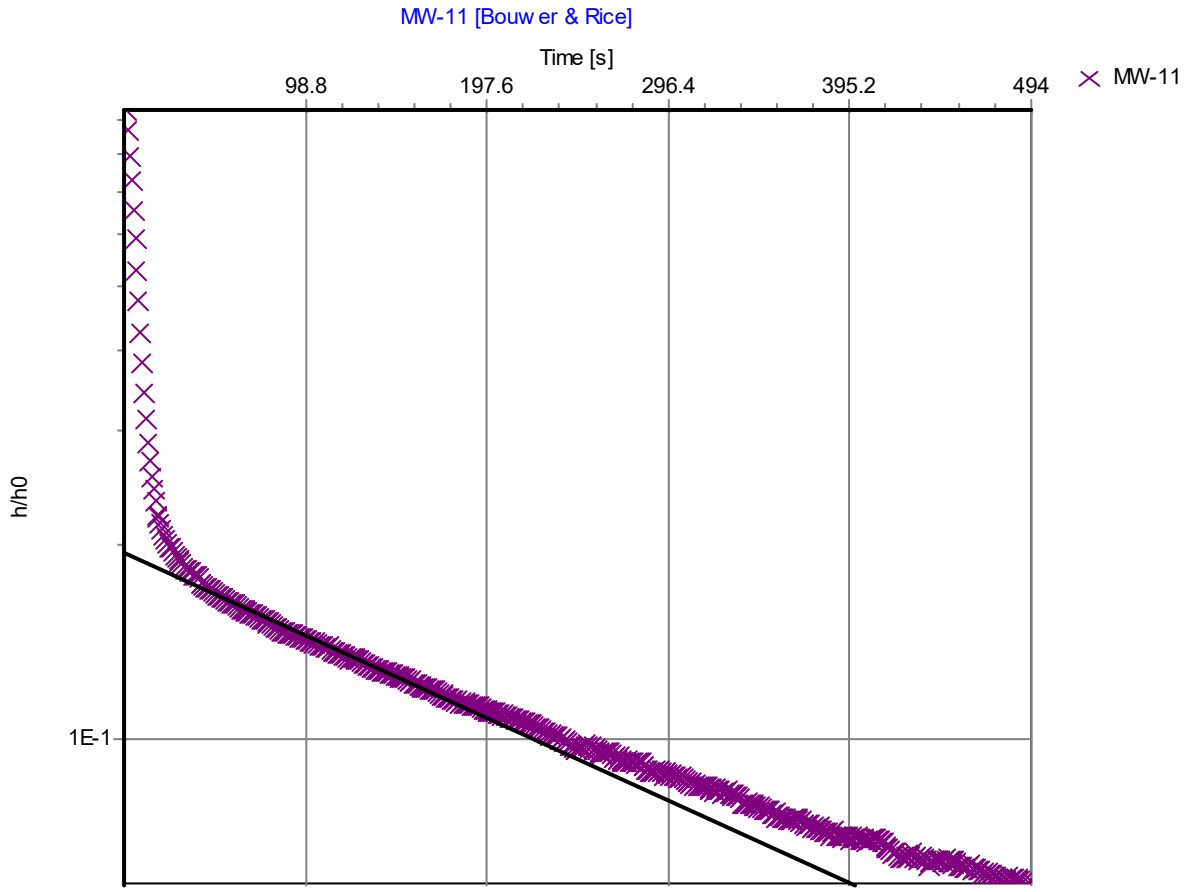

Slug Test: **MW-11**

Analysis Method: **Bouwer & Rice**

Analysis Results:

Conductivity: 6.28E-5 [cm/s]

Test parameters:

Test Well:	MW-11	Aquifer Thickness:	100 [ft]
Casing radius:	0.08333 [ft]	Gravel Pack Porosity (%)	25
Screen length:	10 [ft]		
Boring radius:	0.333 [ft]		
r(eff):	0.181 [ft]		

Comments:

Evaluated by:

Evaluation Date: 4/17/2018

The Sigma Group	Slug Test Analysis Report
1300 West Canal Street	Project: ACME Galvanizing
Milwaukee, WI	Number: 12884
Phone: (414) 643 - 4200	Client: ACME Galvanizing, Inc.

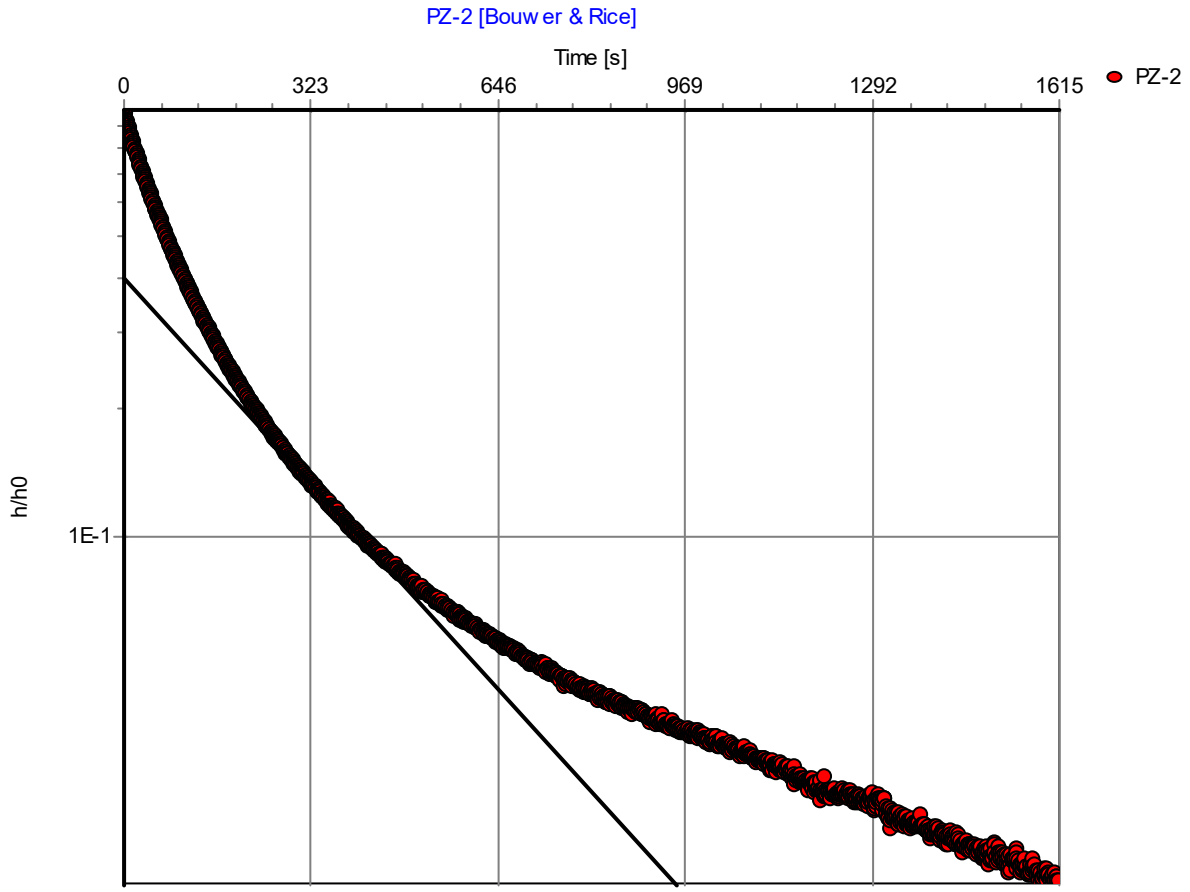

Slug Test: **PZ-2**

Analysis Method: **Bouwer & Rice**

Analysis Results:

Conductivity: 2.02E-4 [cm/s]

Test parameters:

Test Well:	PZ-2	Aquifer Thickness:	100 [ft]
Casing radius:	0.0833 [ft]	Gravel Pack Porosity (%)	25
Screen length:	5 [ft]		
Boring radius:	0.333 [ft]		
r(eff):	0.181 [ft]		

Comments:

Evaluated by: JJK

Evaluation Date: 4/2/2018

The Sigma Group	Slug Test Analysis Report
1300 West Canal Street	Project: ACME Galvanizing
Milwaukee, WI	Number: 12884
Phone: (414) 643 - 4200	Client: ACME Galvanizing, Inc.

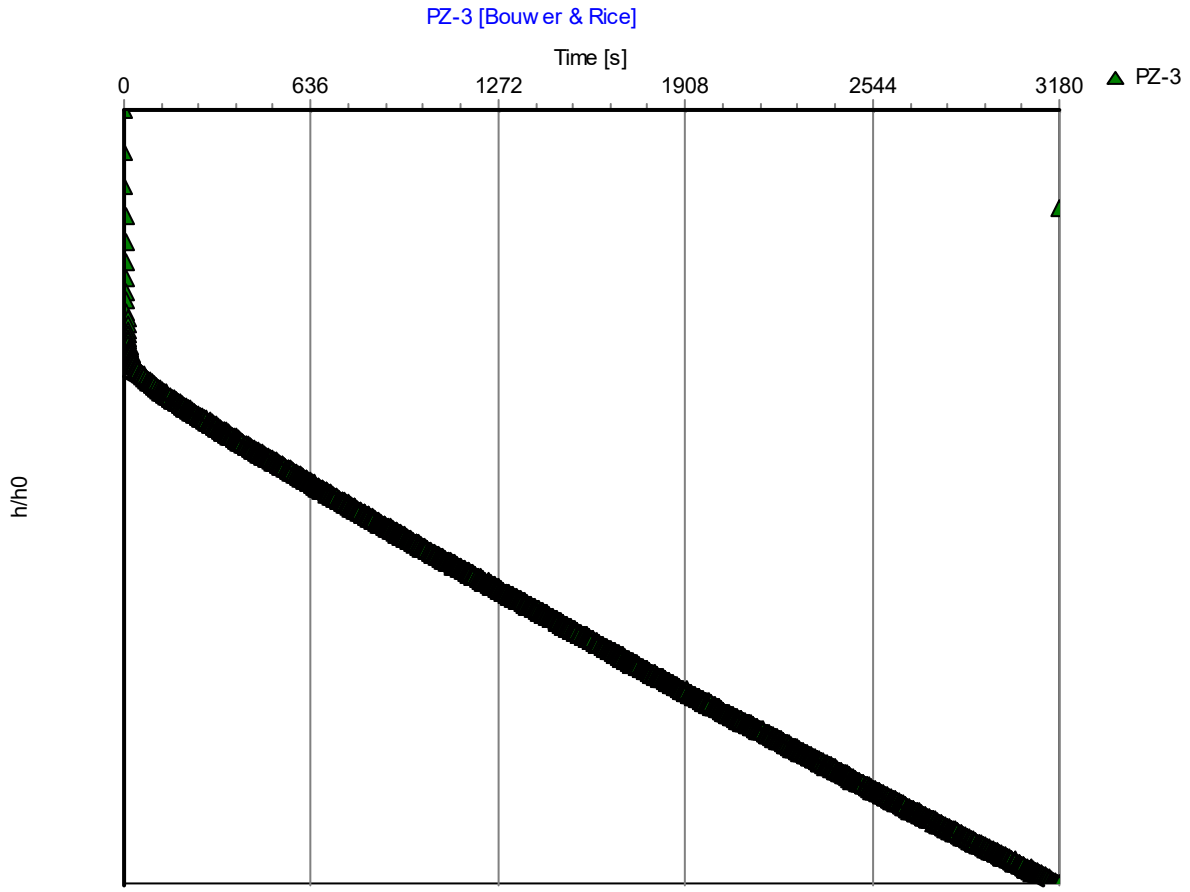

Slug Test: **PZ-3**

Analysis Method: **Bouwer & Rice**

Analysis Results:

Conductivity: 7.94E-6 [cm/s]

Test parameters:

Test Well:	PZ-3	Aquifer Thickness:	100 [ft]
Casing radius:	0.0833 [ft]	Gravel Pack Porosity (%)	25
Screen length:	5 [ft]		
Boring radius:	0.333 [ft]		
r(eff):	0.181 [ft]		

Comments:

Evaluated by:

Evaluation Date: 4/17/2018

The Sigma Group	Slug Test Analysis Report
1300 West Canal Street	Project: ACME Galvanizing
Milwaukee, WI	Number: 12884
Phone: (414) 643 - 4200	Client: ACME Galvanizing, Inc.

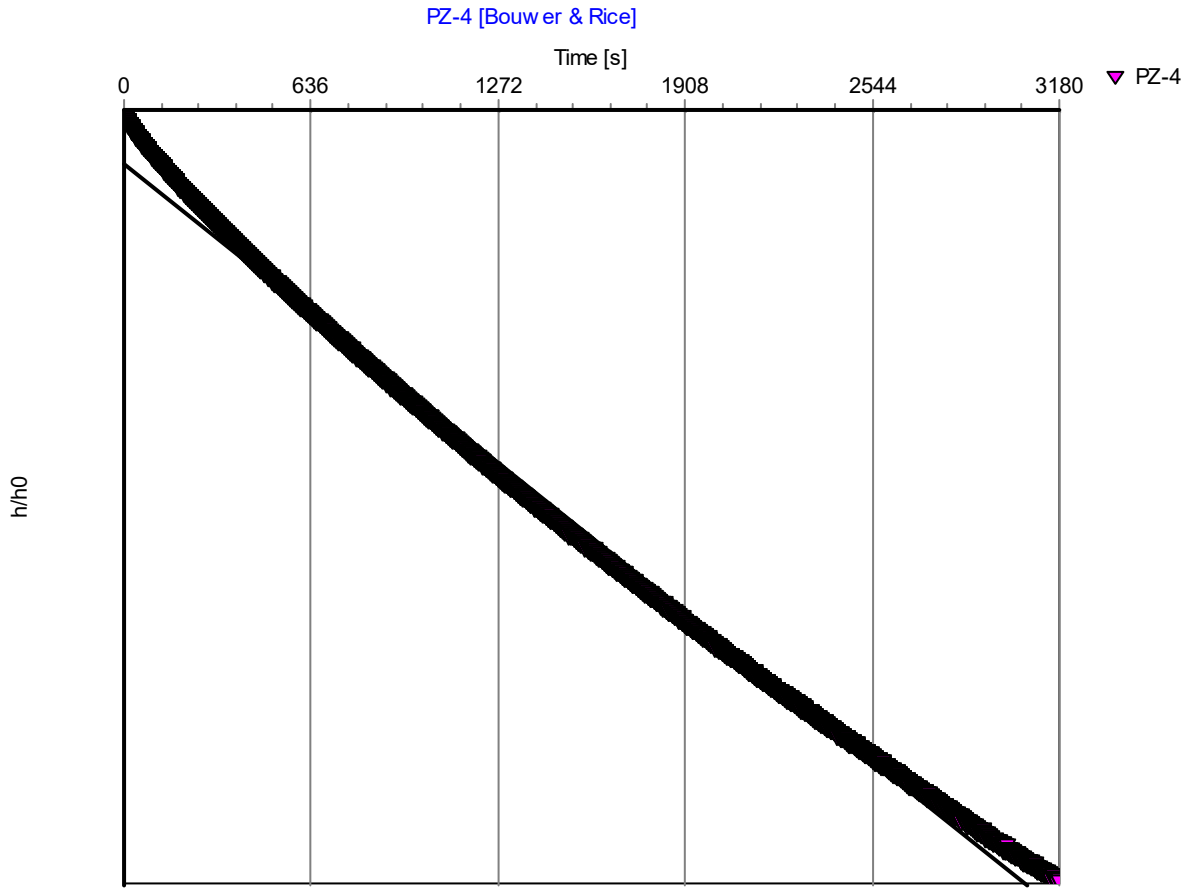

Slug Test: **PZ-4**

Analysis Method: **Bouwer & Rice**

Analysis Results:

Conductivity: 3.40E-5 [cm/s]

Test parameters:

Test Well:	PZ-4	Aquifer Thickness:	100 [ft]
Casing radius:	0.0833 [ft]	Gravel Pack Porosity (%)	25
Screen length:	5 [ft]		
Boring radius:	0.333 [ft]		
r(eff):	0.181 [ft]		

Comments:

Evaluated by: JJK

Evaluation Date: 4/2/2018

APPENDIX G

Soil Laboratory Analytical Reports

Synergy Environmental Lab, INC.

1990 Prospect Ct., Appleton, WI 54914 *P 920-830-2455 * F 920-733-0631

JACOB KRAUSE
THE SIGMA GROUP, INC.
1300 W. CANAL STREET
MILWAUKEE, WI 53233

Report Date *08-Nov-17*

Project Name ACME
Project # 12884
Invoice # E33787

Lab Code 5033787A
Sample ID GP-1 2-4
Sample Matrix Soil
Sample Date 10/23/2017

	Result	Unit	LOD	LOQ	Dil	Method	Ext Date	Run Date	Analyst	Code
General										
General										
Solids Percent	95.3	%			1	5021		10/26/2017	NJC	1
Organic										
VOC's										
Benzene	< 0.03	mg/kg	0.03	0.096	1	8260B		10/26/2017	CJR	1
Bromobenzene	< 0.025	mg/kg	0.025	0.081	1	8260B		10/26/2017	CJR	1
Bromodichloromethane	< 0.074	mg/kg	0.074	0.24	1	8260B		10/26/2017	CJR	1
Bromoform	< 0.029	mg/kg	0.029	0.092	1	8260B		10/26/2017	CJR	1
tert-Butylbenzene	< 0.026	mg/kg	0.026	0.084	1	8260B		10/26/2017	CJR	1
sec-Butylbenzene	< 0.033	mg/kg	0.033	0.1	1	8260B		10/26/2017	CJR	1
n-Butylbenzene	< 0.04	mg/kg	0.04	0.13	1	8260B		10/26/2017	CJR	1
Carbon Tetrachloride	< 0.016	mg/kg	0.016	0.053	1	8260B		10/26/2017	CJR	1
Chlorobenzene	< 0.013	mg/kg	0.013	0.04	1	8260B		10/26/2017	CJR	1
Chloroethane	< 0.091	mg/kg	0.091	0.29	1	8260B		10/26/2017	CJR	1
Chloroform	< 0.035	mg/kg	0.035	0.11	1	8260B		10/26/2017	CJR	1
Chloromethane	< 0.076	mg/kg	0.076	0.24	1	8260B		10/26/2017	CJR	1
2-Chlorotoluene	< 0.015	mg/kg	0.015	0.047	1	8260B		10/26/2017	CJR	1
4-Chlorotoluene	< 0.018	mg/kg	0.018	0.057	1	8260B		10/26/2017	CJR	1
1,2-Dibromo-3-chloropropane	< 0.058	mg/kg	0.058	0.18	1	8260B		10/26/2017	CJR	1
Dibromochloromethane	< 0.025	mg/kg	0.025	0.079	1	8260B		10/26/2017	CJR	1
1,4-Dichlorobenzene	< 0.037	mg/kg	0.037	0.12	1	8260B		10/26/2017	CJR	1
1,3-Dichlorobenzene	< 0.037	mg/kg	0.037	0.12	1	8260B		10/26/2017	CJR	1
1,2-Dichlorobenzene	< 0.028	mg/kg	0.028	0.088	1	8260B		10/26/2017	CJR	1
Dichlorodifluoromethane	< 0.048	mg/kg	0.048	0.15	1	8260B		10/26/2017	CJR	1
1,2-Dichloroethane	< 0.038	mg/kg	0.038	0.12	1	8260B		10/26/2017	CJR	1
1,1-Dichloroethane	< 0.034	mg/kg	0.034	0.11	1	8260B		10/26/2017	CJR	1
1,1-Dichloroethene	< 0.022	mg/kg	0.022	0.069	1	8260B		10/26/2017	CJR	1
cis-1,2-Dichloroethene	< 0.032	mg/kg	0.032	0.1	1	8260B		10/26/2017	CJR	1
trans-1,2-Dichloroethene	< 0.028	mg/kg	0.028	0.09	1	8260B		10/26/2017	CJR	1

Project Name ACME **Invoice #** E33787
Project # 12884

Lab Code 5033787A
Sample ID GP-1 2-4
Sample Matrix Soil
Sample Date 10/23/2017

	Result	Unit	LOD	LOQ	Dil	Method	Ext Date	Run Date	Analyst	Code
1,2-Dichloropropane	< 0.035	mg/kg	0.035	0.11	1	8260B		10/26/2017	CJR	1
1,3-Dichloropropane	< 0.025	mg/kg	0.025	0.079	1	8260B		10/26/2017	CJR	1
trans-1,3-Dichloropropene	< 0.022	mg/kg	0.022	0.068	1	8260B		10/26/2017	CJR	1
cis-1,3-Dichloropropene	< 0.039	mg/kg	0.039	0.12	1	8260B		10/26/2017	CJR	1
Di-isopropyl ether	< 0.01	mg/kg	0.01	0.032	1	8260B		10/26/2017	CJR	1
EDB (1,2-Dibromoethane)	< 0.023	mg/kg	0.023	0.072	1	8260B		10/26/2017	CJR	1
Ethylbenzene	0.062 "J"	mg/kg	0.035	0.11	1	8260B		10/26/2017	CJR	1
Hexachlorobutadiene	< 0.085	mg/kg	0.085	0.27	1	8260B		10/26/2017	CJR	1
Isopropylbenzene	0.052 "J"	mg/kg	0.034	0.11	1	8260B		10/26/2017	CJR	1
p-Isopropyltoluene	< 0.029	mg/kg	0.029	0.093	1	8260B		10/26/2017	CJR	1
Methylene chloride	< 0.15	mg/kg	0.15	0.46	1	8260B		10/26/2017	CJR	1
Methyl tert-butyl ether (MTBE)	< 0.05	mg/kg	0.05	0.16	1	8260B		10/26/2017	CJR	1
Naphthalene	0.33	mg/kg	0.094	0.3	1	8260B		10/26/2017	CJR	1
n-Propylbenzene	0.055 "J"	mg/kg	0.033	0.1	1	8260B		10/26/2017	CJR	1
1,1,2,2-Tetrachloroethane	< 0.028	mg/kg	0.028	0.88	1	8260B		10/26/2017	CJR	1
1,1,1,2-Tetrachloroethane	< 0.028	mg/kg	0.028	0.09	1	8260B		10/26/2017	CJR	1
Tetrachloroethene	0.036 "J"	mg/kg	0.032	0.1	1	8260B		10/26/2017	CJR	1
Toluene	0.18	mg/kg	0.032	0.1	1	8260B		10/26/2017	CJR	1
1,2,4-Trichlorobenzene	< 0.064	mg/kg	0.064	0.2	1	8260B		10/26/2017	CJR	1
1,2,3-Trichlorobenzene	< 0.066	mg/kg	0.066	0.21	1	8260B		10/26/2017	CJR	1
1,1,1-Trichloroethane	< 0.03	mg/kg	0.03	0.96	1	8260B		10/26/2017	CJR	1
1,1,2-Trichloroethane	< 0.033	mg/kg	0.033	0.11	1	8260B		10/26/2017	CJR	1
Trichloroethene (TCE)	2.36	mg/kg	0.041	0.13	1	8260B		10/26/2017	CJR	1
Trichlorofluoromethane	< 0.041	mg/kg	0.041	0.13	1	8260B		10/26/2017	CJR	1
1,2,4-Trimethylbenzene	0.13	mg/kg	0.025	0.08	1	8260B		10/26/2017	CJR	1
1,3,5-Trimethylbenzene	< 0.032	mg/kg	0.032	0.1	1	8260B		10/26/2017	CJR	1
Vinyl Chloride	< 0.019	mg/kg	0.019	0.062	1	8260B		10/26/2017	CJR	1
m&p-Xylene	0.214 "J"	mg/kg	0.072	0.23	1	8260B		10/26/2017	CJR	1
o-Xylene	0.227	mg/kg	0.044	0.14	1	8260B		10/26/2017	CJR	1
SUR - 1,2-Dichloroethane-d4	100	Rec %			1	8260B		10/26/2017	CJR	1
SUR - 4-Bromofluorobenzene	99	Rec %			1	8260B		10/26/2017	CJR	1
SUR - Dibromofluoromethane	94	Rec %			1	8260B		10/26/2017	CJR	1
SUR - Toluene-d8	99	Rec %			1	8260B		10/26/2017	CJR	1

Project Name ACME **Invoice #** E33787
Project # 12884

Lab Code 5033787B
Sample ID GP-1 10-12
Sample Matrix Soil
Sample Date 10/23/2017

	Result	Unit	LOD	LOQ	Dil	Method	Ext Date	Run Date	Analyst	Code
General										
General										
Solids Percent	92.1	%			1	5021		10/26/2017	NJC	1
Organic										
VOC's										
Benzene	< 0.03	mg/kg	0.03	0.096	1	8260B		10/26/2017	CJR	1
Bromobenzene	< 0.025	mg/kg	0.025	0.081	1	8260B		10/26/2017	CJR	1
Bromodichloromethane	< 0.074	mg/kg	0.074	0.24	1	8260B		10/26/2017	CJR	1
Bromoform	< 0.029	mg/kg	0.029	0.092	1	8260B		10/26/2017	CJR	1
tert-Butylbenzene	< 0.026	mg/kg	0.026	0.084	1	8260B		10/26/2017	CJR	1
sec-Butylbenzene	< 0.033	mg/kg	0.033	0.1	1	8260B		10/26/2017	CJR	1
n-Butylbenzene	< 0.04	mg/kg	0.04	0.13	1	8260B		10/26/2017	CJR	1
Carbon Tetrachloride	< 0.016	mg/kg	0.016	0.053	1	8260B		10/26/2017	CJR	1
Chlorobenzene	< 0.013	mg/kg	0.013	0.04	1	8260B		10/26/2017	CJR	1
Chloroethane	< 0.091	mg/kg	0.091	0.29	1	8260B		10/26/2017	CJR	1
Chloroform	< 0.035	mg/kg	0.035	0.11	1	8260B		10/26/2017	CJR	1
Chloromethane	< 0.076	mg/kg	0.076	0.24	1	8260B		10/26/2017	CJR	1
2-Chlorotoluene	< 0.015	mg/kg	0.015	0.047	1	8260B		10/26/2017	CJR	1
4-Chlorotoluene	< 0.018	mg/kg	0.018	0.057	1	8260B		10/26/2017	CJR	1
1,2-Dibromo-3-chloropropane	< 0.058	mg/kg	0.058	0.18	1	8260B		10/26/2017	CJR	1
Dibromochloromethane	< 0.025	mg/kg	0.025	0.079	1	8260B		10/26/2017	CJR	1
1,4-Dichlorobenzene	< 0.037	mg/kg	0.037	0.12	1	8260B		10/26/2017	CJR	1
1,3-Dichlorobenzene	< 0.037	mg/kg	0.037	0.12	1	8260B		10/26/2017	CJR	1
1,2-Dichlorobenzene	< 0.028	mg/kg	0.028	0.088	1	8260B		10/26/2017	CJR	1
Dichlorodifluoromethane	< 0.048	mg/kg	0.048	0.15	1	8260B		10/26/2017	CJR	1
1,2-Dichloroethane	< 0.038	mg/kg	0.038	0.12	1	8260B		10/26/2017	CJR	1
1,1-Dichloroethane	< 0.034	mg/kg	0.034	0.11	1	8260B		10/26/2017	CJR	1
1,1-Dichloroethene	< 0.022	mg/kg	0.022	0.069	1	8260B		10/26/2017	CJR	1
cis-1,2-Dichloroethene	< 0.032	mg/kg	0.032	0.1	1	8260B		10/26/2017	CJR	1
trans-1,2-Dichloroethene	< 0.028	mg/kg	0.028	0.09	1	8260B		10/26/2017	CJR	1
1,2-Dichloropropane	< 0.035	mg/kg	0.035	0.11	1	8260B		10/26/2017	CJR	1
1,3-Dichloropropane	< 0.025	mg/kg	0.025	0.079	1	8260B		10/26/2017	CJR	1
trans-1,3-Dichloropropene	< 0.022	mg/kg	0.022	0.068	1	8260B		10/26/2017	CJR	1
cis-1,3-Dichloropropene	< 0.039	mg/kg	0.039	0.12	1	8260B		10/26/2017	CJR	1
Di-isopropyl ether	< 0.01	mg/kg	0.01	0.032	1	8260B		10/26/2017	CJR	1
EDB (1,2-Dibromoethane)	< 0.023	mg/kg	0.023	0.072	1	8260B		10/26/2017	CJR	1
Ethylbenzene	< 0.035	mg/kg	0.035	0.11	1	8260B		10/26/2017	CJR	1
Hexachlorobutadiene	< 0.085	mg/kg	0.085	0.27	1	8260B		10/26/2017	CJR	1
Isopropylbenzene	< 0.034	mg/kg	0.034	0.11	1	8260B		10/26/2017	CJR	1
p-Isopropyltoluene	< 0.029	mg/kg	0.029	0.093	1	8260B		10/26/2017	CJR	1
Methylene chloride	< 0.15	mg/kg	0.15	0.46	1	8260B		10/26/2017	CJR	1
Methyl tert-butyl ether (MTBE)	< 0.05	mg/kg	0.05	0.16	1	8260B		10/26/2017	CJR	1
Naphthalene	0.19 "J"	mg/kg	0.094	0.3	1	8260B		10/26/2017	CJR	1
n-Propylbenzene	< 0.033	mg/kg	0.033	0.1	1	8260B		10/26/2017	CJR	1
1,1,2,2-Tetrachloroethane	< 0.028	mg/kg	0.028	0.88	1	8260B		10/26/2017	CJR	1
1,1,1,2-Tetrachloroethane	< 0.028	mg/kg	0.028	0.09	1	8260B		10/26/2017	CJR	1
Tetrachloroethene	< 0.032	mg/kg	0.032	0.1	1	8260B		10/26/2017	CJR	1
Toluene	0.075 "J"	mg/kg	0.032	0.1	1	8260B		10/26/2017	CJR	1
1,2,4-Trichlorobenzene	< 0.064	mg/kg	0.064	0.2	1	8260B		10/26/2017	CJR	1
1,2,3-Trichlorobenzene	< 0.066	mg/kg	0.066	0.21	1	8260B		10/26/2017	CJR	1
1,1,1-Trichloroethane	< 0.03	mg/kg	0.03	0.96	1	8260B		10/26/2017	CJR	1

Project Name ACME **Invoice #** E33787
Project # 12884

Lab Code 5033787B
Sample ID GP-1 10-12
Sample Matrix Soil
Sample Date 10/23/2017

	Result	Unit	LOD	LOQ	Dil	Method	Ext Date	Run Date	Analyst	Code
1,1,2-Trichloroethane	< 0.033	mg/kg	0.033	0.11	1	8260B		10/26/2017	CJR	1
Trichloroethene (TCE)	2.75	mg/kg	0.041	0.13	1	8260B		10/26/2017	CJR	1
Trichlorofluoromethane	< 0.041	mg/kg	0.041	0.13	1	8260B		10/26/2017	CJR	1
1,2,4-Trimethylbenzene	0.053 "J"	mg/kg	0.025	0.08	1	8260B		10/26/2017	CJR	1
1,3,5-Trimethylbenzene	< 0.032	mg/kg	0.032	0.1	1	8260B		10/26/2017	CJR	1
Vinyl Chloride	< 0.019	mg/kg	0.019	0.062	1	8260B		10/26/2017	CJR	1
m&p-Xylene	0.087 "J"	mg/kg	0.072	0.23	1	8260B		10/26/2017	CJR	1
o-Xylene	0.072 "J"	mg/kg	0.044	0.14	1	8260B		10/26/2017	CJR	1
SUR - 1,2-Dichloroethane-d4	95	Rec %			1	8260B		10/26/2017	CJR	1
SUR - 4-Bromofluorobenzene	98	Rec %			1	8260B		10/26/2017	CJR	1
SUR - Dibromofluoromethane	100	Rec %			1	8260B		10/26/2017	CJR	1
SUR - Toluene-d8	100	Rec %			1	8260B		10/26/2017	CJR	1

Project Name ACME **Invoice #** E33787
Project # 12884

Lab Code 5033787C
Sample ID GP-1 20-22
Sample Matrix Soil
Sample Date 10/23/2017

	Result	Unit	LOD	LOQ	Dil	Method	Ext Date	Run Date	Analyst	Code
General										
General										
Solids Percent	85.4	%			1	5021		10/26/2017	NJC	1
Organic										
VOC's										
Benzene	< 0.03	mg/kg	0.03	0.096	1	8260B		10/26/2017	CJR	1
Bromobenzene	< 0.025	mg/kg	0.025	0.081	1	8260B		10/26/2017	CJR	1
Bromodichloromethane	< 0.074	mg/kg	0.074	0.24	1	8260B		10/26/2017	CJR	1
Bromoform	< 0.029	mg/kg	0.029	0.092	1	8260B		10/26/2017	CJR	1
tert-Butylbenzene	< 0.026	mg/kg	0.026	0.084	1	8260B		10/26/2017	CJR	1
sec-Butylbenzene	< 0.033	mg/kg	0.033	0.1	1	8260B		10/26/2017	CJR	1
n-Butylbenzene	< 0.04	mg/kg	0.04	0.13	1	8260B		10/26/2017	CJR	1
Carbon Tetrachloride	< 0.016	mg/kg	0.016	0.053	1	8260B		10/26/2017	CJR	1
Chlorobenzene	< 0.013	mg/kg	0.013	0.04	1	8260B		10/26/2017	CJR	1
Chloroethane	< 0.091	mg/kg	0.091	0.29	1	8260B		10/26/2017	CJR	1
Chloroform	< 0.035	mg/kg	0.035	0.11	1	8260B		10/26/2017	CJR	1
Chloromethane	< 0.076	mg/kg	0.076	0.24	1	8260B		10/26/2017	CJR	1
2-Chlorotoluene	< 0.015	mg/kg	0.015	0.047	1	8260B		10/26/2017	CJR	1
4-Chlorotoluene	< 0.018	mg/kg	0.018	0.057	1	8260B		10/26/2017	CJR	1
1,2-Dibromo-3-chloropropane	< 0.058	mg/kg	0.058	0.18	1	8260B		10/26/2017	CJR	1
Dibromochloromethane	< 0.025	mg/kg	0.025	0.079	1	8260B		10/26/2017	CJR	1
1,4-Dichlorobenzene	< 0.037	mg/kg	0.037	0.12	1	8260B		10/26/2017	CJR	1
1,3-Dichlorobenzene	< 0.037	mg/kg	0.037	0.12	1	8260B		10/26/2017	CJR	1
1,2-Dichlorobenzene	0.054 "J"	mg/kg	0.028	0.088	1	8260B		10/26/2017	CJR	1
Dichlorodifluoromethane	< 0.048	mg/kg	0.048	0.15	1	8260B		10/26/2017	CJR	1
1,2-Dichloroethane	< 0.038	mg/kg	0.038	0.12	1	8260B		10/26/2017	CJR	1
1,1-Dichloroethane	< 0.034	mg/kg	0.034	0.11	1	8260B		10/26/2017	CJR	1
1,1-Dichloroethene	< 0.022	mg/kg	0.022	0.069	1	8260B		10/26/2017	CJR	1
cis-1,2-Dichloroethene	< 0.032	mg/kg	0.032	0.1	1	8260B		10/26/2017	CJR	1
trans-1,2-Dichloroethene	< 0.028	mg/kg	0.028	0.09	1	8260B		10/26/2017	CJR	1
1,2-Dichloropropane	< 0.035	mg/kg	0.035	0.11	1	8260B		10/26/2017	CJR	1
1,3-Dichloropropane	< 0.025	mg/kg	0.025	0.079	1	8260B		10/26/2017	CJR	1
trans-1,3-Dichloropropene	< 0.022	mg/kg	0.022	0.068	1	8260B		10/26/2017	CJR	1
cis-1,3-Dichloropropene	< 0.039	mg/kg	0.039	0.12	1	8260B		10/26/2017	CJR	1
Di-isopropyl ether	< 0.01	mg/kg	0.01	0.032	1	8260B		10/26/2017	CJR	1
EDB (1,2-Dibromoethane)	< 0.023	mg/kg	0.023	0.072	1	8260B		10/26/2017	CJR	1
Ethylbenzene	< 0.035	mg/kg	0.035	0.11	1	8260B		10/26/2017	CJR	1
Hexachlorobutadiene	< 0.085	mg/kg	0.085	0.27	1	8260B		10/26/2017	CJR	1
Isopropylbenzene	< 0.034	mg/kg	0.034	0.11	1	8260B		10/26/2017	CJR	1
p-Isopropyltoluene	< 0.029	mg/kg	0.029	0.093	1	8260B		10/26/2017	CJR	1
Methylene chloride	< 0.15	mg/kg	0.15	0.46	1	8260B		10/26/2017	CJR	1
Methyl tert-butyl ether (MTBE)	< 0.05	mg/kg	0.05	0.16	1	8260B		10/26/2017	CJR	1
Naphthalene	< 0.094	mg/kg	0.094	0.3	1	8260B		10/26/2017	CJR	1
n-Propylbenzene	< 0.033	mg/kg	0.033	0.1	1	8260B		10/26/2017	CJR	1
1,1,2,2-Tetrachloroethane	< 0.028	mg/kg	0.028	0.88	1	8260B		10/26/2017	CJR	1
1,1,1,2-Tetrachloroethane	< 0.028	mg/kg	0.028	0.09	1	8260B		10/26/2017	CJR	1
Tetrachloroethene	0.263	mg/kg	0.032	0.1	1	8260B		10/26/2017	CJR	1
Toluene	< 0.032	mg/kg	0.032	0.1	1	8260B		10/26/2017	CJR	1
1,2,4-Trichlorobenzene	< 0.064	mg/kg	0.064	0.2	1	8260B		10/26/2017	CJR	1
1,2,3-Trichlorobenzene	< 0.066	mg/kg	0.066	0.21	1	8260B		10/26/2017	CJR	1
1,1,1-Trichloroethane	0.052 "J"	mg/kg	0.03	0.96	1	8260B		10/26/2017	CJR	1

Project Name ACME **Invoice #** E33787
Project # 12884

Lab Code 5033787C
Sample ID GP-1 20-22
Sample Matrix Soil
Sample Date 10/23/2017

	Result	Unit	LOD	LOQ	Dil	Method	Ext Date	Run Date	Analyst	Code
1,1,2-Trichloroethane	< 0.033	mg/kg	0.033	0.11	1	8260B		10/26/2017	CJR	1
Trichloroethene (TCE)	2.97	mg/kg	0.041	0.13	1	8260B		10/26/2017	CJR	1
Trichlorofluoromethane	< 0.041	mg/kg	0.041	0.13	1	8260B		10/26/2017	CJR	1
1,2,4-Trimethylbenzene	< 0.025	mg/kg	0.025	0.08	1	8260B		10/26/2017	CJR	1
1,3,5-Trimethylbenzene	< 0.032	mg/kg	0.032	0.1	1	8260B		10/26/2017	CJR	1
Vinyl Chloride	< 0.019	mg/kg	0.019	0.062	1	8260B		10/26/2017	CJR	1
m&p-Xylene	< 0.072	mg/kg	0.072	0.23	1	8260B		10/26/2017	CJR	1
o-Xylene	< 0.044	mg/kg	0.044	0.14	1	8260B		10/26/2017	CJR	1
SUR - Toluene-d8	102	Rec %			1	8260B		10/26/2017	CJR	1
SUR - Dibromofluoromethane	94	Rec %			1	8260B		10/26/2017	CJR	1
SUR - 1,2-Dichloroethane-d4	102	Rec %			1	8260B		10/26/2017	CJR	1
SUR - 4-Bromofluorobenzene	98	Rec %			1	8260B		10/26/2017	CJR	1

Project Name ACME **Invoice #** E33787
Project # 12884

Lab Code 5033787D
Sample ID GP-2 2-4
Sample Matrix Soil
Sample Date 10/23/2017

	Result	Unit	LOD	LOQ	Dil	Method	Ext Date	Run Date	Analyst	Code
General										
General										
Solids Percent	86.8	%			1	5021		10/26/2017	NJC	1
Organic										
VOC's										
Benzene	< 0.03	mg/kg	0.03	0.096	1	8260B		10/26/2017	CJR	1
Bromobenzene	< 0.025	mg/kg	0.025	0.081	1	8260B		10/26/2017	CJR	1
Bromodichloromethane	< 0.074	mg/kg	0.074	0.24	1	8260B		10/26/2017	CJR	1
Bromoform	< 0.029	mg/kg	0.029	0.092	1	8260B		10/26/2017	CJR	1
tert-Butylbenzene	< 0.026	mg/kg	0.026	0.084	1	8260B		10/26/2017	CJR	1
sec-Butylbenzene	< 0.033	mg/kg	0.033	0.1	1	8260B		10/26/2017	CJR	1
n-Butylbenzene	< 0.04	mg/kg	0.04	0.13	1	8260B		10/26/2017	CJR	1
Carbon Tetrachloride	< 0.016	mg/kg	0.016	0.053	1	8260B		10/26/2017	CJR	1
Chlorobenzene	< 0.013	mg/kg	0.013	0.04	1	8260B		10/26/2017	CJR	1
Chloroethane	< 0.091	mg/kg	0.091	0.29	1	8260B		10/26/2017	CJR	1
Chloroform	< 0.035	mg/kg	0.035	0.11	1	8260B		10/26/2017	CJR	1
Chloromethane	< 0.076	mg/kg	0.076	0.24	1	8260B		10/26/2017	CJR	1
2-Chlorotoluene	< 0.015	mg/kg	0.015	0.047	1	8260B		10/26/2017	CJR	1
4-Chlorotoluene	< 0.018	mg/kg	0.018	0.057	1	8260B		10/26/2017	CJR	1
1,2-Dibromo-3-chloropropane	< 0.058	mg/kg	0.058	0.18	1	8260B		10/26/2017	CJR	1
Dibromochloromethane	< 0.025	mg/kg	0.025	0.079	1	8260B		10/26/2017	CJR	1
1,4-Dichlorobenzene	< 0.037	mg/kg	0.037	0.12	1	8260B		10/26/2017	CJR	1
1,3-Dichlorobenzene	< 0.037	mg/kg	0.037	0.12	1	8260B		10/26/2017	CJR	1
1,2-Dichlorobenzene	< 0.028	mg/kg	0.028	0.088	1	8260B		10/26/2017	CJR	1
Dichlorodifluoromethane	< 0.048	mg/kg	0.048	0.15	1	8260B		10/26/2017	CJR	1
1,2-Dichloroethane	< 0.038	mg/kg	0.038	0.12	1	8260B		10/26/2017	CJR	1
1,1-Dichloroethane	0.156	mg/kg	0.034	0.11	1	8260B		10/26/2017	CJR	1
1,1-Dichloroethene	0.047 "J"	mg/kg	0.022	0.069	1	8260B		10/26/2017	CJR	1
cis-1,2-Dichloroethene	< 0.032	mg/kg	0.032	0.1	1	8260B		10/26/2017	CJR	1
trans-1,2-Dichloroethene	< 0.028	mg/kg	0.028	0.09	1	8260B		10/26/2017	CJR	1
1,2-Dichloropropane	< 0.035	mg/kg	0.035	0.11	1	8260B		10/26/2017	CJR	1
1,3-Dichloropropane	< 0.025	mg/kg	0.025	0.079	1	8260B		10/26/2017	CJR	1
trans-1,3-Dichloropropene	< 0.022	mg/kg	0.022	0.068	1	8260B		10/26/2017	CJR	1
cis-1,3-Dichloropropene	< 0.039	mg/kg	0.039	0.12	1	8260B		10/26/2017	CJR	1
Di-isopropyl ether	< 0.01	mg/kg	0.01	0.032	1	8260B		10/26/2017	CJR	1
EDB (1,2-Dibromoethane)	< 0.023	mg/kg	0.023	0.072	1	8260B		10/26/2017	CJR	1
Ethylbenzene	< 0.035	mg/kg	0.035	0.11	1	8260B		10/26/2017	CJR	1
Hexachlorobutadiene	< 0.085	mg/kg	0.085	0.27	1	8260B		10/26/2017	CJR	1
Isopropylbenzene	< 0.034	mg/kg	0.034	0.11	1	8260B		10/26/2017	CJR	1
p-Isopropyltoluene	< 0.029	mg/kg	0.029	0.093	1	8260B		10/26/2017	CJR	1
Methylene chloride	< 0.15	mg/kg	0.15	0.46	1	8260B		10/26/2017	CJR	1
Methyl tert-butyl ether (MTBE)	< 0.05	mg/kg	0.05	0.16	1	8260B		10/26/2017	CJR	1
Naphthalene	< 0.094	mg/kg	0.094	0.3	1	8260B		10/26/2017	CJR	1
n-Propylbenzene	< 0.033	mg/kg	0.033	0.1	1	8260B		10/26/2017	CJR	1
1,1,2,2-Tetrachloroethane	< 0.028	mg/kg	0.028	0.88	1	8260B		10/26/2017	CJR	1
1,1,1,2-Tetrachloroethane	< 0.028	mg/kg	0.028	0.09	1	8260B		10/26/2017	CJR	1
Tetrachloroethene	0.038 "J"	mg/kg	0.032	0.1	1	8260B		10/26/2017	CJR	1
Toluene	0.037 "J"	mg/kg	0.032	0.1	1	8260B		10/26/2017	CJR	1
1,2,4-Trichlorobenzene	< 0.064	mg/kg	0.064	0.2	1	8260B		10/26/2017	CJR	1
1,2,3-Trichlorobenzene	< 0.066	mg/kg	0.066	0.21	1	8260B		10/26/2017	CJR	1
1,1,1-Trichloroethane	0.91 "J"	mg/kg	0.03	0.96	1	8260B		10/26/2017	CJR	1

Project Name ACME **Invoice #** E33787
Project # 12884

Lab Code 5033787D
Sample ID GP-2 2-4
Sample Matrix Soil
Sample Date 10/23/2017

	Result	Unit	LOD	LOQ	Dil	Method	Ext Date	Run Date	Analyst	Code
1,1,2-Trichloroethane	< 0.033	mg/kg	0.033	0.11	1	8260B		10/26/2017	CJR	1
Trichloroethene (TCE)	4.2	mg/kg	0.041	0.13	1	8260B		10/26/2017	CJR	1
Trichlorofluoromethane	< 0.041	mg/kg	0.041	0.13	1	8260B		10/26/2017	CJR	1
1,2,4-Trimethylbenzene	< 0.025	mg/kg	0.025	0.08	1	8260B		10/26/2017	CJR	1
1,3,5-Trimethylbenzene	< 0.032	mg/kg	0.032	0.1	1	8260B		10/26/2017	CJR	1
Vinyl Chloride	< 0.019	mg/kg	0.019	0.062	1	8260B		10/26/2017	CJR	1
m&p-Xylene	< 0.072	mg/kg	0.072	0.23	1	8260B		10/26/2017	CJR	1
o-Xylene	< 0.044	mg/kg	0.044	0.14	1	8260B		10/26/2017	CJR	1
SUR - 1,2-Dichloroethane-d4	98	Rec %			1	8260B		10/26/2017	CJR	1
SUR - Toluene-d8	101	Rec %			1	8260B		10/26/2017	CJR	1
SUR - 4-Bromofluorobenzene	101	Rec %			1	8260B		10/26/2017	CJR	1
SUR - Dibromofluoromethane	100	Rec %			1	8260B		10/26/2017	CJR	1

Project Name ACME **Invoice #** E33787
Project # 12884

Lab Code 5033787E
Sample ID GP-2 6-8
Sample Matrix Soil
Sample Date 10/23/2017

	Result	Unit	LOD	LOQ	Dil	Method	Ext Date	Run Date	Analyst	Code
General										
General										
Solids Percent	88.1	%			1	5021		10/26/2017	NJC	1
Organic										
VOC's										
Benzene	< 0.03	mg/kg	0.03	0.096	1	8260B		10/26/2017	CJR	1
Bromobenzene	< 0.025	mg/kg	0.025	0.081	1	8260B		10/26/2017	CJR	1
Bromodichloromethane	< 0.074	mg/kg	0.074	0.24	1	8260B		10/26/2017	CJR	1
Bromoform	< 0.029	mg/kg	0.029	0.092	1	8260B		10/26/2017	CJR	1
tert-Butylbenzene	< 0.026	mg/kg	0.026	0.084	1	8260B		10/26/2017	CJR	1
sec-Butylbenzene	< 0.033	mg/kg	0.033	0.1	1	8260B		10/26/2017	CJR	1
n-Butylbenzene	< 0.04	mg/kg	0.04	0.13	1	8260B		10/26/2017	CJR	1
Carbon Tetrachloride	< 0.016	mg/kg	0.016	0.053	1	8260B		10/26/2017	CJR	1
Chlorobenzene	< 0.013	mg/kg	0.013	0.04	1	8260B		10/26/2017	CJR	1
Chloroethane	< 0.091	mg/kg	0.091	0.29	1	8260B		10/26/2017	CJR	1
Chloroform	< 0.035	mg/kg	0.035	0.11	1	8260B		10/26/2017	CJR	1
Chloromethane	< 0.076	mg/kg	0.076	0.24	1	8260B		10/26/2017	CJR	1
2-Chlorotoluene	< 0.015	mg/kg	0.015	0.047	1	8260B		10/26/2017	CJR	1
4-Chlorotoluene	< 0.018	mg/kg	0.018	0.057	1	8260B		10/26/2017	CJR	1
1,2-Dibromo-3-chloropropane	< 0.058	mg/kg	0.058	0.18	1	8260B		10/26/2017	CJR	1
Dibromochloromethane	< 0.025	mg/kg	0.025	0.079	1	8260B		10/26/2017	CJR	1
1,4-Dichlorobenzene	< 0.037	mg/kg	0.037	0.12	1	8260B		10/26/2017	CJR	1
1,3-Dichlorobenzene	< 0.037	mg/kg	0.037	0.12	1	8260B		10/26/2017	CJR	1
1,2-Dichlorobenzene	< 0.028	mg/kg	0.028	0.088	1	8260B		10/26/2017	CJR	1
Dichlorodifluoromethane	< 0.048	mg/kg	0.048	0.15	1	8260B		10/26/2017	CJR	1
1,2-Dichloroethane	< 0.038	mg/kg	0.038	0.12	1	8260B		10/26/2017	CJR	1
1,1-Dichloroethane	< 0.034	mg/kg	0.034	0.11	1	8260B		10/26/2017	CJR	1
1,1-Dichloroethene	< 0.022	mg/kg	0.022	0.069	1	8260B		10/26/2017	CJR	1
cis-1,2-Dichloroethene	< 0.032	mg/kg	0.032	0.1	1	8260B		10/26/2017	CJR	1
trans-1,2-Dichloroethene	< 0.028	mg/kg	0.028	0.09	1	8260B		10/26/2017	CJR	1
1,2-Dichloropropane	< 0.035	mg/kg	0.035	0.11	1	8260B		10/26/2017	CJR	1
1,3-Dichloropropane	< 0.025	mg/kg	0.025	0.079	1	8260B		10/26/2017	CJR	1
trans-1,3-Dichloropropene	< 0.022	mg/kg	0.022	0.068	1	8260B		10/26/2017	CJR	1
cis-1,3-Dichloropropene	< 0.039	mg/kg	0.039	0.12	1	8260B		10/26/2017	CJR	1
Di-isopropyl ether	< 0.01	mg/kg	0.01	0.032	1	8260B		10/26/2017	CJR	1
EDB (1,2-Dibromoethane)	< 0.023	mg/kg	0.023	0.072	1	8260B		10/26/2017	CJR	1
Ethylbenzene	< 0.035	mg/kg	0.035	0.11	1	8260B		10/26/2017	CJR	1
Hexachlorobutadiene	< 0.085	mg/kg	0.085	0.27	1	8260B		10/26/2017	CJR	1
Isopropylbenzene	< 0.034	mg/kg	0.034	0.11	1	8260B		10/26/2017	CJR	1
p-Isopropyltoluene	< 0.029	mg/kg	0.029	0.093	1	8260B		10/26/2017	CJR	1
Methylene chloride	< 0.15	mg/kg	0.15	0.46	1	8260B		10/26/2017	CJR	1
Methyl tert-butyl ether (MTBE)	< 0.05	mg/kg	0.05	0.16	1	8260B		10/26/2017	CJR	1
Naphthalene	< 0.094	mg/kg	0.094	0.3	1	8260B		10/26/2017	CJR	1
n-Propylbenzene	< 0.033	mg/kg	0.033	0.1	1	8260B		10/26/2017	CJR	1
1,1,2,2-Tetrachloroethane	< 0.028	mg/kg	0.028	0.88	1	8260B		10/26/2017	CJR	1
1,1,1,2-Tetrachloroethane	< 0.028	mg/kg	0.028	0.09	1	8260B		10/26/2017	CJR	1
Tetrachloroethene	< 0.032	mg/kg	0.032	0.1	1	8260B		10/26/2017	CJR	1
Toluene	< 0.032	mg/kg	0.032	0.1	1	8260B		10/26/2017	CJR	1
1,2,4-Trichlorobenzene	< 0.064	mg/kg	0.064	0.2	1	8260B		10/26/2017	CJR	1
1,2,3-Trichlorobenzene	< 0.066	mg/kg	0.066	0.21	1	8260B		10/26/2017	CJR	1
1,1,1-Trichloroethane	< 0.03	mg/kg	0.03	0.96	1	8260B		10/26/2017	CJR	1

Project Name ACME **Invoice #** E33787
Project # 12884

Lab Code 5033787E
Sample ID GP-2 6-8
Sample Matrix Soil
Sample Date 10/23/2017

	Result	Unit	LOD	LOQ	Dil	Method	Ext Date	Run Date	Analyst	Code
1,1,2-Trichloroethane	< 0.033	mg/kg	0.033	0.11	1	8260B		10/26/2017	CJR	1
Trichloroethene (TCE)	0.051 "J"	mg/kg	0.041	0.13	1	8260B		10/26/2017	CJR	1
Trichlorofluoromethane	< 0.041	mg/kg	0.041	0.13	1	8260B		10/26/2017	CJR	1
1,2,4-Trimethylbenzene	< 0.025	mg/kg	0.025	0.08	1	8260B		10/26/2017	CJR	1
1,3,5-Trimethylbenzene	< 0.032	mg/kg	0.032	0.1	1	8260B		10/26/2017	CJR	1
Vinyl Chloride	< 0.019	mg/kg	0.019	0.062	1	8260B		10/26/2017	CJR	1
m&p-Xylene	< 0.072	mg/kg	0.072	0.23	1	8260B		10/26/2017	CJR	1
o-Xylene	< 0.044	mg/kg	0.044	0.14	1	8260B		10/26/2017	CJR	1
SUR - Toluene-d8	101	Rec %			1	8260B		10/26/2017	CJR	1
SUR - 1,2-Dichloroethane-d4	88	Rec %			1	8260B		10/26/2017	CJR	1
SUR - 4-Bromofluorobenzene	103	Rec %			1	8260B		10/26/2017	CJR	1
SUR - Dibromofluoromethane	94	Rec %			1	8260B		10/26/2017	CJR	1

Project Name ACME **Invoice #** E33787
Project # 12884

Lab Code 5033787F
Sample ID GP-2 12-14
Sample Matrix Soil
Sample Date 10/23/2017

	Result	Unit	LOD	LOQ	Dil	Method	Ext Date	Run Date	Analyst	Code
General										
General										
Solids Percent	84.0	%			1	5021		10/26/2017	NJC	1
Organic										
VOC's										
Benzene	< 0.03	mg/kg	0.03	0.096	1	8260B		10/26/2017	CJR	1
Bromobenzene	< 0.025	mg/kg	0.025	0.081	1	8260B		10/26/2017	CJR	1
Bromodichloromethane	< 0.074	mg/kg	0.074	0.24	1	8260B		10/26/2017	CJR	1
Bromoform	< 0.029	mg/kg	0.029	0.092	1	8260B		10/26/2017	CJR	1
tert-Butylbenzene	< 0.026	mg/kg	0.026	0.084	1	8260B		10/26/2017	CJR	1
sec-Butylbenzene	< 0.033	mg/kg	0.033	0.1	1	8260B		10/26/2017	CJR	1
n-Butylbenzene	< 0.04	mg/kg	0.04	0.13	1	8260B		10/26/2017	CJR	1
Carbon Tetrachloride	< 0.016	mg/kg	0.016	0.053	1	8260B		10/26/2017	CJR	1
Chlorobenzene	< 0.013	mg/kg	0.013	0.04	1	8260B		10/26/2017	CJR	1
Chloroethane	< 0.091	mg/kg	0.091	0.29	1	8260B		10/26/2017	CJR	1
Chloroform	< 0.035	mg/kg	0.035	0.11	1	8260B		10/26/2017	CJR	1
Chloromethane	< 0.076	mg/kg	0.076	0.24	1	8260B		10/26/2017	CJR	1
2-Chlorotoluene	< 0.015	mg/kg	0.015	0.047	1	8260B		10/26/2017	CJR	1
4-Chlorotoluene	< 0.018	mg/kg	0.018	0.057	1	8260B		10/26/2017	CJR	1
1,2-Dibromo-3-chloropropane	< 0.058	mg/kg	0.058	0.18	1	8260B		10/26/2017	CJR	1
Dibromochloromethane	< 0.025	mg/kg	0.025	0.079	1	8260B		10/26/2017	CJR	1
1,4-Dichlorobenzene	< 0.037	mg/kg	0.037	0.12	1	8260B		10/26/2017	CJR	1
1,3-Dichlorobenzene	< 0.037	mg/kg	0.037	0.12	1	8260B		10/26/2017	CJR	1
1,2-Dichlorobenzene	0.255	mg/kg	0.028	0.088	1	8260B		10/26/2017	CJR	1
Dichlorodifluoromethane	< 0.048	mg/kg	0.048	0.15	1	8260B		10/26/2017	CJR	1
1,2-Dichloroethane	< 0.038	mg/kg	0.038	0.12	1	8260B		10/26/2017	CJR	1
1,1-Dichloroethane	< 0.034	mg/kg	0.034	0.11	1	8260B		10/26/2017	CJR	1
1,1-Dichloroethene	< 0.022	mg/kg	0.022	0.069	1	8260B		10/26/2017	CJR	1
cis-1,2-Dichloroethene	< 0.032	mg/kg	0.032	0.1	1	8260B		10/26/2017	CJR	1
trans-1,2-Dichloroethene	< 0.028	mg/kg	0.028	0.09	1	8260B		10/26/2017	CJR	1
1,2-Dichloropropane	< 0.035	mg/kg	0.035	0.11	1	8260B		10/26/2017	CJR	1
1,3-Dichloropropane	< 0.025	mg/kg	0.025	0.079	1	8260B		10/26/2017	CJR	1
trans-1,3-Dichloropropene	< 0.022	mg/kg	0.022	0.068	1	8260B		10/26/2017	CJR	1
cis-1,3-Dichloropropene	< 0.039	mg/kg	0.039	0.12	1	8260B		10/26/2017	CJR	1
Di-isopropyl ether	< 0.01	mg/kg	0.01	0.032	1	8260B		10/26/2017	CJR	1
EDB (1,2-Dibromoethane)	< 0.023	mg/kg	0.023	0.072	1	8260B		10/26/2017	CJR	1
Ethylbenzene	< 0.035	mg/kg	0.035	0.11	1	8260B		10/26/2017	CJR	1
Hexachlorobutadiene	< 0.085	mg/kg	0.085	0.27	1	8260B		10/26/2017	CJR	1
Isopropylbenzene	< 0.034	mg/kg	0.034	0.11	1	8260B		10/26/2017	CJR	1
p-Isopropyltoluene	< 0.029	mg/kg	0.029	0.093	1	8260B		10/26/2017	CJR	1
Methylene chloride	< 0.15	mg/kg	0.15	0.46	1	8260B		10/26/2017	CJR	1
Methyl tert-butyl ether (MTBE)	< 0.05	mg/kg	0.05	0.16	1	8260B		10/26/2017	CJR	1
Naphthalene	< 0.094	mg/kg	0.094	0.3	1	8260B		10/26/2017	CJR	1
n-Propylbenzene	< 0.033	mg/kg	0.033	0.1	1	8260B		10/26/2017	CJR	1
1,1,2,2-Tetrachloroethane	< 0.028	mg/kg	0.028	0.88	1	8260B		10/26/2017	CJR	1
1,1,1,2-Tetrachloroethane	< 0.028	mg/kg	0.028	0.09	1	8260B		10/26/2017	CJR	1
Tetrachloroethene	0.45	mg/kg	0.032	0.1	1	8260B		10/26/2017	CJR	1
Toluene	< 0.032	mg/kg	0.032	0.1	1	8260B		10/26/2017	CJR	1
1,2,4-Trichlorobenzene	< 0.064	mg/kg	0.064	0.2	1	8260B		10/26/2017	CJR	1
1,2,3-Trichlorobenzene	< 0.066	mg/kg	0.066	0.21	1	8260B		10/26/2017	CJR	1
1,1,1-Trichloroethane	< 0.03	mg/kg	0.03	0.96	1	8260B		10/26/2017	CJR	1

Project Name ACME **Invoice #** E33787
Project # 12884

Lab Code 5033787F
Sample ID GP-2 12-14
Sample Matrix Soil
Sample Date 10/23/2017

	Result	Unit	LOD	LOQ	Dil	Method	Ext Date	Run Date	Analyst	Code
1,1,2-Trichloroethane	< 0.033	mg/kg	0.033	0.11	1	8260B		10/26/2017	CJR	1
Trichloroethene (TCE)	5.5	mg/kg	0.041	0.13	1	8260B		10/26/2017	CJR	1
Trichlorofluoromethane	< 0.041	mg/kg	0.041	0.13	1	8260B		10/26/2017	CJR	1
1,2,4-Trimethylbenzene	< 0.025	mg/kg	0.025	0.08	1	8260B		10/26/2017	CJR	1
1,3,5-Trimethylbenzene	< 0.032	mg/kg	0.032	0.1	1	8260B		10/26/2017	CJR	1
Vinyl Chloride	< 0.019	mg/kg	0.019	0.062	1	8260B		10/26/2017	CJR	1
m&p-Xylene	< 0.072	mg/kg	0.072	0.23	1	8260B		10/26/2017	CJR	1
o-Xylene	< 0.044	mg/kg	0.044	0.14	1	8260B		10/26/2017	CJR	1
SUR - 1,2-Dichloroethane-d4	87	Rec %			1	8260B		10/26/2017	CJR	1
SUR - 4-Bromofluorobenzene	100	Rec %			1	8260B		10/26/2017	CJR	1
SUR - Dibromofluoromethane	96	Rec %			1	8260B		10/26/2017	CJR	1
SUR - Toluene-d8	101	Rec %			1	8260B		10/26/2017	CJR	1

Project Name ACME **Invoice #** E33787
Project # 12884

Lab Code 5033787G
Sample ID GP-3 2-4
Sample Matrix Soil
Sample Date 10/23/2017

	Result	Unit	LOD	LOQ	Dil	Method	Ext Date	Run Date	Analyst	Code
General										
General										
Solids Percent	91.2	%			1	5021		10/26/2017	NJC	1
Organic										
VOC's										
Benzene	< 0.03	mg/kg	0.03	0.096	1	8260B		10/27/2017	CJR	1
Bromobenzene	< 0.025	mg/kg	0.025	0.081	1	8260B		10/27/2017	CJR	1
Bromodichloromethane	< 0.074	mg/kg	0.074	0.24	1	8260B		10/27/2017	CJR	1
Bromoform	< 0.029	mg/kg	0.029	0.092	1	8260B		10/27/2017	CJR	1
tert-Butylbenzene	< 0.026	mg/kg	0.026	0.084	1	8260B		10/27/2017	CJR	1
sec-Butylbenzene	< 0.033	mg/kg	0.033	0.1	1	8260B		10/27/2017	CJR	1
n-Butylbenzene	< 0.04	mg/kg	0.04	0.13	1	8260B		10/27/2017	CJR	1
Carbon Tetrachloride	< 0.016	mg/kg	0.016	0.053	1	8260B		10/27/2017	CJR	1
Chlorobenzene	< 0.013	mg/kg	0.013	0.04	1	8260B		10/27/2017	CJR	1
Chloroethane	< 0.091	mg/kg	0.091	0.29	1	8260B		10/27/2017	CJR	1
Chloroform	< 0.035	mg/kg	0.035	0.11	1	8260B		10/27/2017	CJR	1
Chloromethane	< 0.076	mg/kg	0.076	0.24	1	8260B		10/27/2017	CJR	1
2-Chlorotoluene	< 0.015	mg/kg	0.015	0.047	1	8260B		10/27/2017	CJR	1
4-Chlorotoluene	< 0.018	mg/kg	0.018	0.057	1	8260B		10/27/2017	CJR	1
1,2-Dibromo-3-chloropropane	< 0.058	mg/kg	0.058	0.18	1	8260B		10/27/2017	CJR	1
Dibromochloromethane	< 0.025	mg/kg	0.025	0.079	1	8260B		10/27/2017	CJR	1
1,4-Dichlorobenzene	< 0.037	mg/kg	0.037	0.12	1	8260B		10/27/2017	CJR	1
1,3-Dichlorobenzene	< 0.037	mg/kg	0.037	0.12	1	8260B		10/27/2017	CJR	1
1,2-Dichlorobenzene	< 0.028	mg/kg	0.028	0.088	1	8260B		10/27/2017	CJR	1
Dichlorodifluoromethane	< 0.048	mg/kg	0.048	0.15	1	8260B		10/27/2017	CJR	1
1,2-Dichloroethane	< 0.038	mg/kg	0.038	0.12	1	8260B		10/27/2017	CJR	1
1,1-Dichloroethane	< 0.034	mg/kg	0.034	0.11	1	8260B		10/27/2017	CJR	1
1,1-Dichloroethene	< 0.022	mg/kg	0.022	0.069	1	8260B		10/27/2017	CJR	1
cis-1,2-Dichloroethene	< 0.032	mg/kg	0.032	0.1	1	8260B		10/27/2017	CJR	1
trans-1,2-Dichloroethene	< 0.028	mg/kg	0.028	0.09	1	8260B		10/27/2017	CJR	1
1,2-Dichloropropane	< 0.035	mg/kg	0.035	0.11	1	8260B		10/27/2017	CJR	1
1,3-Dichloropropane	< 0.025	mg/kg	0.025	0.079	1	8260B		10/27/2017	CJR	1
trans-1,3-Dichloropropene	< 0.022	mg/kg	0.022	0.068	1	8260B		10/27/2017	CJR	1
cis-1,3-Dichloropropene	< 0.039	mg/kg	0.039	0.12	1	8260B		10/27/2017	CJR	1
Di-isopropyl ether	< 0.01	mg/kg	0.01	0.032	1	8260B		10/27/2017	CJR	1
EDB (1,2-Dibromoethane)	< 0.023	mg/kg	0.023	0.072	1	8260B		10/27/2017	CJR	1
Ethylbenzene	< 0.035	mg/kg	0.035	0.11	1	8260B		10/27/2017	CJR	1
Hexachlorobutadiene	< 0.085	mg/kg	0.085	0.27	1	8260B		10/27/2017	CJR	1
Isopropylbenzene	< 0.034	mg/kg	0.034	0.11	1	8260B		10/27/2017	CJR	1
p-Isopropyltoluene	< 0.029	mg/kg	0.029	0.093	1	8260B		10/27/2017	CJR	1
Methylene chloride	< 0.15	mg/kg	0.15	0.46	1	8260B		10/27/2017	CJR	1
Methyl tert-butyl ether (MTBE)	< 0.05	mg/kg	0.05	0.16	1	8260B		10/27/2017	CJR	1
Naphthalene	0.238 "J"	mg/kg	0.094	0.3	1	8260B		10/27/2017	CJR	1
n-Propylbenzene	< 0.033	mg/kg	0.033	0.1	1	8260B		10/27/2017	CJR	1
1,1,2,2-Tetrachloroethane	< 0.028	mg/kg	0.028	0.88	1	8260B		10/27/2017	CJR	1
1,1,1,2-Tetrachloroethane	< 0.028	mg/kg	0.028	0.09	1	8260B		10/27/2017	CJR	1
Tetrachloroethene	< 0.032	mg/kg	0.032	0.1	1	8260B		10/27/2017	CJR	1
Toluene	< 0.032	mg/kg	0.032	0.1	1	8260B		10/27/2017	CJR	1
1,2,4-Trichlorobenzene	< 0.064	mg/kg	0.064	0.2	1	8260B		10/27/2017	CJR	1
1,2,3-Trichlorobenzene	< 0.066	mg/kg	0.066	0.21	1	8260B		10/27/2017	CJR	1
1,1,1-Trichloroethane	< 0.03	mg/kg	0.03	0.96	1	8260B		10/27/2017	CJR	1

Project Name ACME **Invoice #** E33787
Project # 12884

Lab Code 5033787G
Sample ID GP-3 2-4
Sample Matrix Soil
Sample Date 10/23/2017

	Result	Unit	LOD	LOQ	Dil	Method	Ext Date	Run Date	Analyst	Code
1,1,2-Trichloroethane	< 0.033	mg/kg	0.033	0.11	1	8260B		10/27/2017	CJR	1
Trichloroethene (TCE)	1.55	mg/kg	0.041	0.13	1	8260B		10/27/2017	CJR	1
Trichlorofluoromethane	< 0.041	mg/kg	0.041	0.13	1	8260B		10/27/2017	CJR	1
1,2,4-Trimethylbenzene	< 0.025	mg/kg	0.025	0.08	1	8260B		10/27/2017	CJR	1
1,3,5-Trimethylbenzene	< 0.032	mg/kg	0.032	0.1	1	8260B		10/27/2017	CJR	1
Vinyl Chloride	< 0.019	mg/kg	0.019	0.062	1	8260B		10/27/2017	CJR	1
m&p-Xylene	< 0.072	mg/kg	0.072	0.23	1	8260B		10/27/2017	CJR	1
o-Xylene	< 0.044	mg/kg	0.044	0.14	1	8260B		10/27/2017	CJR	1
SUR - 1,2-Dichloroethane-d4	90	Rec %			1	8260B		10/27/2017	CJR	1
SUR - 4-Bromofluorobenzene	99	Rec %			1	8260B		10/27/2017	CJR	1
SUR - Dibromofluoromethane	97	Rec %			1	8260B		10/27/2017	CJR	1
SUR - Toluene-d8	103	Rec %			1	8260B		10/27/2017	CJR	1

Project Name ACME **Invoice #** E33787
Project # 12884

Lab Code 5033787H
Sample ID GP-3 10-12
Sample Matrix Soil
Sample Date 10/23/2017

	Result	Unit	LOD	LOQ	Dil	Method	Ext Date	Run Date	Analyst	Code
General										
General										
Solids Percent	72.5	%			1	5021		10/26/2017	NJC	1
Organic										
VOC's										
Benzene	< 0.03	mg/kg	0.03	0.096	1	8260B		10/30/2017	CJR	1
Bromobenzene	< 0.025	mg/kg	0.025	0.081	1	8260B		10/30/2017	CJR	1
Bromodichloromethane	< 0.074	mg/kg	0.074	0.24	1	8260B		10/30/2017	CJR	1
Bromoform	< 0.029	mg/kg	0.029	0.092	1	8260B		10/30/2017	CJR	1
tert-Butylbenzene	< 0.026	mg/kg	0.026	0.084	1	8260B		10/30/2017	CJR	1
sec-Butylbenzene	< 0.033	mg/kg	0.033	0.1	1	8260B		10/30/2017	CJR	1
n-Butylbenzene	< 0.04	mg/kg	0.04	0.13	1	8260B		10/30/2017	CJR	1
Carbon Tetrachloride	< 0.016	mg/kg	0.016	0.053	1	8260B		10/30/2017	CJR	1
Chlorobenzene	0.0183 "J"	mg/kg	0.013	0.04	1	8260B		10/30/2017	CJR	1
Chloroethane	< 0.091	mg/kg	0.091	0.29	1	8260B		10/30/2017	CJR	1
Chloroform	< 0.035	mg/kg	0.035	0.11	1	8260B		10/30/2017	CJR	1
Chloromethane	< 0.076	mg/kg	0.076	0.24	1	8260B		10/30/2017	CJR	1
2-Chlorotoluene	< 0.015	mg/kg	0.015	0.047	1	8260B		10/30/2017	CJR	1
4-Chlorotoluene	< 0.018	mg/kg	0.018	0.057	1	8260B		10/30/2017	CJR	1
1,2-Dibromo-3-chloropropane	< 0.058	mg/kg	0.058	0.18	1	8260B		10/30/2017	CJR	1
Dibromochloromethane	< 0.025	mg/kg	0.025	0.079	1	8260B		10/30/2017	CJR	1
1,4-Dichlorobenzene	< 0.037	mg/kg	0.037	0.12	1	8260B		10/30/2017	CJR	1
1,3-Dichlorobenzene	< 0.037	mg/kg	0.037	0.12	1	8260B		10/30/2017	CJR	1
1,2-Dichlorobenzene	< 0.028	mg/kg	0.028	0.088	1	8260B		10/30/2017	CJR	1
Dichlorodifluoromethane	< 0.048	mg/kg	0.048	0.15	1	8260B		10/30/2017	CJR	1
1,2-Dichloroethane	< 0.038	mg/kg	0.038	0.12	1	8260B		10/30/2017	CJR	1
1,1-Dichloroethane	< 0.034	mg/kg	0.034	0.11	1	8260B		10/30/2017	CJR	1
1,1-Dichloroethene	0.083	mg/kg	0.022	0.069	1	8260B		10/30/2017	CJR	1
cis-1,2-Dichloroethene	2.04	mg/kg	0.032	0.1	1	8260B		10/30/2017	CJR	1
trans-1,2-Dichloroethene	7.8	mg/kg	0.028	0.09	1	8260B		10/30/2017	CJR	1
1,2-Dichloropropane	< 0.035	mg/kg	0.035	0.11	1	8260B		10/30/2017	CJR	1
1,3-Dichloropropane	< 0.025	mg/kg	0.025	0.079	1	8260B		10/30/2017	CJR	1
trans-1,3-Dichloropropene	< 0.022	mg/kg	0.022	0.068	1	8260B		10/30/2017	CJR	1
cis-1,3-Dichloropropene	< 0.039	mg/kg	0.039	0.12	1	8260B		10/30/2017	CJR	1
Di-isopropyl ether	< 0.01	mg/kg	0.01	0.032	1	8260B		10/30/2017	CJR	1
EDB (1,2-Dibromoethane)	< 0.023	mg/kg	0.023	0.072	1	8260B		10/30/2017	CJR	1
Ethylbenzene	< 0.035	mg/kg	0.035	0.11	1	8260B		10/30/2017	CJR	1
Hexachlorobutadiene	< 0.085	mg/kg	0.085	0.27	1	8260B		10/30/2017	CJR	1
Isopropylbenzene	< 0.034	mg/kg	0.034	0.11	1	8260B		10/30/2017	CJR	1
p-Isopropyltoluene	< 0.029	mg/kg	0.029	0.093	1	8260B		10/30/2017	CJR	1
Methylene chloride	< 0.15	mg/kg	0.15	0.46	1	8260B		10/30/2017	CJR	1
Methyl tert-butyl ether (MTBE)	< 0.05	mg/kg	0.05	0.16	1	8260B		10/30/2017	CJR	1
Naphthalene	< 0.094	mg/kg	0.094	0.3	1	8260B		10/30/2017	CJR	1
n-Propylbenzene	< 0.033	mg/kg	0.033	0.1	1	8260B		10/30/2017	CJR	1
1,1,2,2-Tetrachloroethane	< 0.028	mg/kg	0.028	0.88	1	8260B		10/30/2017	CJR	1
1,1,1,2-Tetrachloroethane	< 0.028	mg/kg	0.028	0.09	1	8260B		10/30/2017	CJR	1
Tetrachloroethene	0.067 "J"	mg/kg	0.032	0.1	1	8260B		10/30/2017	CJR	1
Toluene	< 0.032	mg/kg	0.032	0.1	1	8260B		10/30/2017	CJR	1
1,2,4-Trichlorobenzene	< 0.064	mg/kg	0.064	0.2	1	8260B		10/30/2017	CJR	1
1,2,3-Trichlorobenzene	< 0.066	mg/kg	0.066	0.21	1	8260B		10/30/2017	CJR	1
1,1,1-Trichloroethane	< 0.03	mg/kg	0.03	0.96	1	8260B		10/30/2017	CJR	1

Project Name ACME **Invoice #** E33787
Project # 12884

Lab Code 5033787H
Sample ID GP-3 10-12
Sample Matrix Soil
Sample Date 10/23/2017

	Result	Unit	LOD	LOQ	Dil	Method	Ext Date	Run Date	Analyst	Code
1,1,2-Trichloroethane	< 0.033	mg/kg	0.033	0.11	1	8260B		10/30/2017	CJR	1
Trichloroethene (TCE)	5.8	mg/kg	0.041	0.13	1	8260B		10/30/2017	CJR	1
Trichlorofluoromethane	< 0.041	mg/kg	0.041	0.13	1	8260B		10/30/2017	CJR	1
1,2,4-Trimethylbenzene	< 0.025	mg/kg	0.025	0.08	1	8260B		10/30/2017	CJR	1
1,3,5-Trimethylbenzene	< 0.032	mg/kg	0.032	0.1	1	8260B		10/30/2017	CJR	1
Vinyl Chloride	< 0.019	mg/kg	0.019	0.062	1	8260B		10/30/2017	CJR	1
m&p-Xylene	< 0.072	mg/kg	0.072	0.23	1	8260B		10/30/2017	CJR	1
o-Xylene	< 0.044	mg/kg	0.044	0.14	1	8260B		10/30/2017	CJR	1
SUR - Toluene-d8	100	Rec %			1	8260B		10/30/2017	CJR	1
SUR - Dibromofluoromethane	95	Rec %			1	8260B		10/30/2017	CJR	1
SUR - 4-Bromofluorobenzene	101	Rec %			1	8260B		10/30/2017	CJR	1
SUR - 1,2-Dichloroethane-d4	103	Rec %			1	8260B		10/30/2017	CJR	1

Project Name ACME **Invoice #** E33787
Project # 12884

Lab Code 5033787I
Sample ID GP-3 14-15
Sample Matrix Soil
Sample Date 10/23/2017

	Result	Unit	LOD	LOQ	Dil	Method	Ext Date	Run Date	Analyst	Code
General										
General										
Solids Percent	87.0	%			1	5021		10/26/2017	NJC	1
Organic										
VOC's										
Benzene	< 0.03	mg/kg	0.03	0.096	1	8260B		10/30/2017	CJR	1
Bromobenzene	< 0.025	mg/kg	0.025	0.081	1	8260B		10/30/2017	CJR	1
Bromodichloromethane	< 0.074	mg/kg	0.074	0.24	1	8260B		10/30/2017	CJR	1
Bromoform	< 0.029	mg/kg	0.029	0.092	1	8260B		10/30/2017	CJR	1
tert-Butylbenzene	< 0.026	mg/kg	0.026	0.084	1	8260B		10/30/2017	CJR	1
sec-Butylbenzene	< 0.033	mg/kg	0.033	0.1	1	8260B		10/30/2017	CJR	1
n-Butylbenzene	< 0.04	mg/kg	0.04	0.13	1	8260B		10/30/2017	CJR	1
Carbon Tetrachloride	< 0.016	mg/kg	0.016	0.053	1	8260B		10/30/2017	CJR	1
Chlorobenzene	< 0.013	mg/kg	0.013	0.04	1	8260B		10/30/2017	CJR	1
Chloroethane	< 0.091	mg/kg	0.091	0.29	1	8260B		10/30/2017	CJR	1
Chloroform	< 0.035	mg/kg	0.035	0.11	1	8260B		10/30/2017	CJR	1
Chloromethane	< 0.076	mg/kg	0.076	0.24	1	8260B		10/30/2017	CJR	1
2-Chlorotoluene	< 0.015	mg/kg	0.015	0.047	1	8260B		10/30/2017	CJR	1
4-Chlorotoluene	< 0.018	mg/kg	0.018	0.057	1	8260B		10/30/2017	CJR	1
1,2-Dibromo-3-chloropropane	< 0.058	mg/kg	0.058	0.18	1	8260B		10/30/2017	CJR	1
Dibromochloromethane	< 0.025	mg/kg	0.025	0.079	1	8260B		10/30/2017	CJR	1
1,4-Dichlorobenzene	< 0.037	mg/kg	0.037	0.12	1	8260B		10/30/2017	CJR	1
1,3-Dichlorobenzene	< 0.037	mg/kg	0.037	0.12	1	8260B		10/30/2017	CJR	1
1,2-Dichlorobenzene	< 0.028	mg/kg	0.028	0.088	1	8260B		10/30/2017	CJR	1
Dichlorodifluoromethane	< 0.048	mg/kg	0.048	0.15	1	8260B		10/30/2017	CJR	1
1,2-Dichloroethane	< 0.038	mg/kg	0.038	0.12	1	8260B		10/30/2017	CJR	1
1,1-Dichloroethane	< 0.034	mg/kg	0.034	0.11	1	8260B		10/30/2017	CJR	1
1,1-Dichloroethene	< 0.022	mg/kg	0.022	0.069	1	8260B		10/30/2017	CJR	1
cis-1,2-Dichloroethene	0.20	mg/kg	0.032	0.1	1	8260B		10/30/2017	CJR	1
trans-1,2-Dichloroethene	0.47	mg/kg	0.028	0.09	1	8260B		10/30/2017	CJR	1
1,2-Dichloropropane	< 0.035	mg/kg	0.035	0.11	1	8260B		10/30/2017	CJR	1
1,3-Dichloropropane	< 0.025	mg/kg	0.025	0.079	1	8260B		10/30/2017	CJR	1
trans-1,3-Dichloropropene	< 0.022	mg/kg	0.022	0.068	1	8260B		10/30/2017	CJR	1
cis-1,3-Dichloropropene	< 0.039	mg/kg	0.039	0.12	1	8260B		10/30/2017	CJR	1
Di-isopropyl ether	< 0.01	mg/kg	0.01	0.032	1	8260B		10/30/2017	CJR	1
EDB (1,2-Dibromoethane)	< 0.023	mg/kg	0.023	0.072	1	8260B		10/30/2017	CJR	1
Ethylbenzene	< 0.035	mg/kg	0.035	0.11	1	8260B		10/30/2017	CJR	1
Hexachlorobutadiene	< 0.085	mg/kg	0.085	0.27	1	8260B		10/30/2017	CJR	1
Isopropylbenzene	< 0.034	mg/kg	0.034	0.11	1	8260B		10/30/2017	CJR	1
p-Isopropyltoluene	< 0.029	mg/kg	0.029	0.093	1	8260B		10/30/2017	CJR	1
Methylene chloride	< 0.15	mg/kg	0.15	0.46	1	8260B		10/30/2017	CJR	1
Methyl tert-butyl ether (MTBE)	< 0.05	mg/kg	0.05	0.16	1	8260B		10/30/2017	CJR	1
Naphthalene	< 0.094	mg/kg	0.094	0.3	1	8260B		10/30/2017	CJR	1
n-Propylbenzene	< 0.033	mg/kg	0.033	0.1	1	8260B		10/30/2017	CJR	1
1,1,2,2-Tetrachloroethane	< 0.028	mg/kg	0.028	0.88	1	8260B		10/30/2017	CJR	1
1,1,1,2-Tetrachloroethane	< 0.028	mg/kg	0.028	0.09	1	8260B		10/30/2017	CJR	1
Tetrachloroethene	< 0.032	mg/kg	0.032	0.1	1	8260B		10/30/2017	CJR	1
Toluene	< 0.032	mg/kg	0.032	0.1	1	8260B		10/30/2017	CJR	1
1,2,4-Trichlorobenzene	< 0.064	mg/kg	0.064	0.2	1	8260B		10/30/2017	CJR	1
1,2,3-Trichlorobenzene	< 0.066	mg/kg	0.066	0.21	1	8260B		10/30/2017	CJR	1
1,1,1-Trichloroethane	< 0.03	mg/kg	0.03	0.96	1	8260B		10/30/2017	CJR	1

Project Name ACME **Invoice #** E33787
Project # 12884

Lab Code 5033787I
Sample ID GP-3 14-15
Sample Matrix Soil
Sample Date 10/23/2017

	Result	Unit	LOD	LOQ	Dil	Method	Ext Date	Run Date	Analyst	Code
1,1,2-Trichloroethane	< 0.033	mg/kg	0.033	0.11	1	8260B		10/30/2017	CJR	1
Trichloroethene (TCE)	25.1	mg/kg	0.41	1.3	10	8260B		11/2/2017	CJR	1
Trichlorofluoromethane	< 0.041	mg/kg	0.041	0.13	1	8260B		10/30/2017	CJR	1
1,2,4-Trimethylbenzene	< 0.025	mg/kg	0.025	0.08	1	8260B		10/30/2017	CJR	1
1,3,5-Trimethylbenzene	< 0.032	mg/kg	0.032	0.1	1	8260B		10/30/2017	CJR	1
Vinyl Chloride	< 0.019	mg/kg	0.019	0.062	1	8260B		10/30/2017	CJR	1
m&p-Xylene	< 0.072	mg/kg	0.072	0.23	1	8260B		10/30/2017	CJR	1
o-Xylene	< 0.044	mg/kg	0.044	0.14	1	8260B		10/30/2017	CJR	1
SUR - Dibromofluoromethane	96	Rec %			1	8260B		10/30/2017	CJR	1
SUR - 4-Bromofluorobenzene	100	Rec %			1	8260B		10/30/2017	CJR	1
SUR - 1,2-Dichloroethane-d4	89	Rec %			1	8260B		10/30/2017	CJR	1
SUR - Toluene-d8	100	Rec %			1	8260B		10/30/2017	CJR	1

Project Name ACME **Invoice #** E33787
Project # 12884

Lab Code 5033787J
Sample ID GP-4 2-4
Sample Matrix Soil
Sample Date 10/23/2017

	Result	Unit	LOD	LOQ	Dil	Method	Ext Date	Run Date	Analyst	Code
General										
General										
Solids Percent	95.8	%			1	5021		10/26/2017	NJC	1
Organic										
VOC's										
Benzene	< 0.03	mg/kg	0.03	0.096	1	8260B		10/30/2017	CJR	1
Bromobenzene	< 0.025	mg/kg	0.025	0.081	1	8260B		10/30/2017	CJR	1
Bromodichloromethane	< 0.074	mg/kg	0.074	0.24	1	8260B		10/30/2017	CJR	1
Bromoform	< 0.029	mg/kg	0.029	0.092	1	8260B		10/30/2017	CJR	1
tert-Butylbenzene	< 0.026	mg/kg	0.026	0.084	1	8260B		10/30/2017	CJR	1
sec-Butylbenzene	< 0.033	mg/kg	0.033	0.1	1	8260B		10/30/2017	CJR	1
n-Butylbenzene	0.049 "J"	mg/kg	0.04	0.13	1	8260B		10/30/2017	CJR	1
Carbon Tetrachloride	< 0.016	mg/kg	0.016	0.053	1	8260B		10/30/2017	CJR	1
Chlorobenzene	< 0.013	mg/kg	0.013	0.04	1	8260B		10/30/2017	CJR	1
Chloroethane	< 0.091	mg/kg	0.091	0.29	1	8260B		10/30/2017	CJR	1
Chloroform	< 0.035	mg/kg	0.035	0.11	1	8260B		10/30/2017	CJR	1
Chloromethane	< 0.076	mg/kg	0.076	0.24	1	8260B		10/30/2017	CJR	1
2-Chlorotoluene	< 0.015	mg/kg	0.015	0.047	1	8260B		10/30/2017	CJR	1
4-Chlorotoluene	< 0.018	mg/kg	0.018	0.057	1	8260B		10/30/2017	CJR	1
1,2-Dibromo-3-chloropropane	< 0.058	mg/kg	0.058	0.18	1	8260B		10/30/2017	CJR	1
Dibromochloromethane	< 0.025	mg/kg	0.025	0.079	1	8260B		10/30/2017	CJR	1
1,4-Dichlorobenzene	< 0.037	mg/kg	0.037	0.12	1	8260B		10/30/2017	CJR	1
1,3-Dichlorobenzene	< 0.037	mg/kg	0.037	0.12	1	8260B		10/30/2017	CJR	1
1,2-Dichlorobenzene	< 0.028	mg/kg	0.028	0.088	1	8260B		10/30/2017	CJR	1
Dichlorodifluoromethane	< 0.048	mg/kg	0.048	0.15	1	8260B		10/30/2017	CJR	1
1,2-Dichloroethane	< 0.038	mg/kg	0.038	0.12	1	8260B		10/30/2017	CJR	1
1,1-Dichloroethane	< 0.034	mg/kg	0.034	0.11	1	8260B		10/30/2017	CJR	1
1,1-Dichloroethene	< 0.022	mg/kg	0.022	0.069	1	8260B		10/30/2017	CJR	1
cis-1,2-Dichloroethene	< 0.032	mg/kg	0.032	0.1	1	8260B		10/30/2017	CJR	1
trans-1,2-Dichloroethene	< 0.028	mg/kg	0.028	0.09	1	8260B		10/30/2017	CJR	1
1,2-Dichloropropane	< 0.035	mg/kg	0.035	0.11	1	8260B		10/30/2017	CJR	1
1,3-Dichloropropane	< 0.025	mg/kg	0.025	0.079	1	8260B		10/30/2017	CJR	1
trans-1,3-Dichloropropene	< 0.022	mg/kg	0.022	0.068	1	8260B		10/30/2017	CJR	1
cis-1,3-Dichloropropene	< 0.039	mg/kg	0.039	0.12	1	8260B		10/30/2017	CJR	1
Di-isopropyl ether	< 0.01	mg/kg	0.01	0.032	1	8260B		10/30/2017	CJR	1
EDB (1,2-Dibromoethane)	< 0.023	mg/kg	0.023	0.072	1	8260B		10/30/2017	CJR	1
Ethylbenzene	0.081 "J"	mg/kg	0.035	0.11	1	8260B		10/30/2017	CJR	1
Hexachlorobutadiene	< 0.085	mg/kg	0.085	0.27	1	8260B		10/30/2017	CJR	1
Isopropylbenzene	< 0.034	mg/kg	0.034	0.11	1	8260B		10/30/2017	CJR	1
p-Isopropyltoluene	< 0.029	mg/kg	0.029	0.093	1	8260B		10/30/2017	CJR	1
Methylene chloride	< 0.15	mg/kg	0.15	0.46	1	8260B		10/30/2017	CJR	1
Methyl tert-butyl ether (MTBE)	< 0.05	mg/kg	0.05	0.16	1	8260B		10/30/2017	CJR	1
Naphthalene	0.34	mg/kg	0.094	0.3	1	8260B		10/30/2017	CJR	1
n-Propylbenzene	0.066 "J"	mg/kg	0.033	0.1	1	8260B		10/30/2017	CJR	1
1,1,2,2-Tetrachloroethane	< 0.028	mg/kg	0.028	0.88	1	8260B		10/30/2017	CJR	1
1,1,1,2-Tetrachloroethane	< 0.028	mg/kg	0.028	0.09	1	8260B		10/30/2017	CJR	1
Tetrachloroethene	< 0.032	mg/kg	0.032	0.1	1	8260B		10/30/2017	CJR	1
Toluene	0.119	mg/kg	0.032	0.1	1	8260B		10/30/2017	CJR	1
1,2,4-Trichlorobenzene	< 0.064	mg/kg	0.064	0.2	1	8260B		10/30/2017	CJR	1
1,2,3-Trichlorobenzene	< 0.066	mg/kg	0.066	0.21	1	8260B		10/30/2017	CJR	1
1,1,1-Trichloroethane	0.092 "J"	mg/kg	0.03	0.96	1	8260B		10/30/2017	CJR	1

Project Name ACME **Invoice #** E33787
Project # 12884

Lab Code 5033787J
Sample ID GP-4 2-4
Sample Matrix Soil
Sample Date 10/23/2017

	Result	Unit	LOD	LOQ	Dil	Method	Ext Date	Run Date	Analyst	Code
1,1,2-Trichloroethane	< 0.033	mg/kg	0.033	0.11	1	8260B		10/30/2017	CJR	1
Trichloroethene (TCE)	0.79	mg/kg	0.041	0.13	1	8260B		10/30/2017	CJR	1
Trichlorofluoromethane	< 0.041	mg/kg	0.041	0.13	1	8260B		10/30/2017	CJR	1
1,2,4-Trimethylbenzene	0.183	mg/kg	0.025	0.08	1	8260B		10/30/2017	CJR	1
1,3,5-Trimethylbenzene	0.057 "J"	mg/kg	0.032	0.1	1	8260B		10/30/2017	CJR	1
Vinyl Chloride	< 0.019	mg/kg	0.019	0.062	1	8260B		10/30/2017	CJR	1
m&p-Xylene	0.248	mg/kg	0.072	0.23	1	8260B		10/30/2017	CJR	1
o-Xylene	0.173	mg/kg	0.044	0.14	1	8260B		10/30/2017	CJR	1
SUR - Toluene-d8	98	Rec %			1	8260B		10/30/2017	CJR	1
SUR - 1,2-Dichloroethane-d4	93	Rec %			1	8260B		10/30/2017	CJR	1
SUR - 4-Bromofluorobenzene	96	Rec %			1	8260B		10/30/2017	CJR	1
SUR - Dibromofluoromethane	90	Rec %			1	8260B		10/30/2017	CJR	1

Project Name ACME **Invoice #** E33787
Project # 12884

Lab Code 5033787K
Sample ID GP-4 4-6
Sample Matrix Soil
Sample Date 10/23/2017

	Result	Unit	LOD	LOQ	Dil	Method	Ext Date	Run Date	Analyst	Code
General										
General										
Solids Percent	94.3	%			1	5021		10/26/2017	NJC	1
Organic										
VOC's										
Benzene	< 0.03	mg/kg	0.03	0.096	1	8260B		10/30/2017	CJR	1
Bromobenzene	< 0.025	mg/kg	0.025	0.081	1	8260B		10/30/2017	CJR	1
Bromodichloromethane	< 0.074	mg/kg	0.074	0.24	1	8260B		10/30/2017	CJR	1
Bromoform	< 0.029	mg/kg	0.029	0.092	1	8260B		10/30/2017	CJR	1
tert-Butylbenzene	< 0.026	mg/kg	0.026	0.084	1	8260B		10/30/2017	CJR	1
sec-Butylbenzene	< 0.033	mg/kg	0.033	0.1	1	8260B		10/30/2017	CJR	1
n-Butylbenzene	< 0.04	mg/kg	0.04	0.13	1	8260B		10/30/2017	CJR	1
Carbon Tetrachloride	< 0.016	mg/kg	0.016	0.053	1	8260B		10/30/2017	CJR	1
Chlorobenzene	< 0.013	mg/kg	0.013	0.04	1	8260B		10/30/2017	CJR	1
Chloroethane	< 0.091	mg/kg	0.091	0.29	1	8260B		10/30/2017	CJR	1
Chloroform	< 0.035	mg/kg	0.035	0.11	1	8260B		10/30/2017	CJR	1
Chloromethane	< 0.076	mg/kg	0.076	0.24	1	8260B		10/30/2017	CJR	1
2-Chlorotoluene	< 0.015	mg/kg	0.015	0.047	1	8260B		10/30/2017	CJR	1
4-Chlorotoluene	< 0.018	mg/kg	0.018	0.057	1	8260B		10/30/2017	CJR	1
1,2-Dibromo-3-chloropropane	< 0.058	mg/kg	0.058	0.18	1	8260B		10/30/2017	CJR	1
Dibromochloromethane	< 0.025	mg/kg	0.025	0.079	1	8260B		10/30/2017	CJR	1
1,4-Dichlorobenzene	< 0.037	mg/kg	0.037	0.12	1	8260B		10/30/2017	CJR	1
1,3-Dichlorobenzene	< 0.037	mg/kg	0.037	0.12	1	8260B		10/30/2017	CJR	1
1,2-Dichlorobenzene	< 0.028	mg/kg	0.028	0.088	1	8260B		10/30/2017	CJR	1
Dichlorodifluoromethane	< 0.048	mg/kg	0.048	0.15	1	8260B		10/30/2017	CJR	1
1,2-Dichloroethane	< 0.038	mg/kg	0.038	0.12	1	8260B		10/30/2017	CJR	1
1,1-Dichloroethane	< 0.034	mg/kg	0.034	0.11	1	8260B		10/30/2017	CJR	1
1,1-Dichloroethene	< 0.022	mg/kg	0.022	0.069	1	8260B		10/30/2017	CJR	1
cis-1,2-Dichloroethene	< 0.032	mg/kg	0.032	0.1	1	8260B		10/30/2017	CJR	1
trans-1,2-Dichloroethene	< 0.028	mg/kg	0.028	0.09	1	8260B		10/30/2017	CJR	1
1,2-Dichloropropane	< 0.035	mg/kg	0.035	0.11	1	8260B		10/30/2017	CJR	1
1,3-Dichloropropane	< 0.025	mg/kg	0.025	0.079	1	8260B		10/30/2017	CJR	1
trans-1,3-Dichloropropene	< 0.022	mg/kg	0.022	0.068	1	8260B		10/30/2017	CJR	1
cis-1,3-Dichloropropene	< 0.039	mg/kg	0.039	0.12	1	8260B		10/30/2017	CJR	1
Di-isopropyl ether	< 0.01	mg/kg	0.01	0.032	1	8260B		10/30/2017	CJR	1
EDB (1,2-Dibromoethane)	< 0.023	mg/kg	0.023	0.072	1	8260B		10/30/2017	CJR	1
Ethylbenzene	< 0.035	mg/kg	0.035	0.11	1	8260B		10/30/2017	CJR	1
Hexachlorobutadiene	< 0.085	mg/kg	0.085	0.27	1	8260B		10/30/2017	CJR	1
Isopropylbenzene	< 0.034	mg/kg	0.034	0.11	1	8260B		10/30/2017	CJR	1
p-Isopropyltoluene	< 0.029	mg/kg	0.029	0.093	1	8260B		10/30/2017	CJR	1
Methylene chloride	< 0.15	mg/kg	0.15	0.46	1	8260B		10/30/2017	CJR	1
Methyl tert-butyl ether (MTBE)	< 0.05	mg/kg	0.05	0.16	1	8260B		10/30/2017	CJR	1
Naphthalene	< 0.094	mg/kg	0.094	0.3	1	8260B		10/30/2017	CJR	1
n-Propylbenzene	< 0.033	mg/kg	0.033	0.1	1	8260B		10/30/2017	CJR	1
1,1,2,2-Tetrachloroethane	< 0.028	mg/kg	0.028	0.88	1	8260B		10/30/2017	CJR	1
1,1,1,2-Tetrachloroethane	< 0.028	mg/kg	0.028	0.09	1	8260B		10/30/2017	CJR	1
Tetrachloroethene	< 0.032	mg/kg	0.032	0.1	1	8260B		10/30/2017	CJR	1
Toluene	< 0.032	mg/kg	0.032	0.1	1	8260B		10/30/2017	CJR	1
1,2,4-Trichlorobenzene	< 0.064	mg/kg	0.064	0.2	1	8260B		10/30/2017	CJR	1
1,2,3-Trichlorobenzene	< 0.066	mg/kg	0.066	0.21	1	8260B		10/30/2017	CJR	1
1,1,1-Trichloroethane	0.072 "J"	mg/kg	0.03	0.96	1	8260B		10/30/2017	CJR	1

Project Name ACME **Invoice #** E33787
Project # 12884

Lab Code 5033787K
Sample ID GP-4 4-6
Sample Matrix Soil
Sample Date 10/23/2017

	Result	Unit	LOD	LOQ	Dil	Method	Ext Date	Run Date	Analyst	Code
1,1,2-Trichloroethane	< 0.033	mg/kg	0.033	0.11	1	8260B		10/30/2017	CJR	1
Trichloroethene (TCE)	1.65	mg/kg	0.041	0.13	1	8260B		10/30/2017	CJR	1
Trichlorofluoromethane	< 0.041	mg/kg	0.041	0.13	1	8260B		10/30/2017	CJR	1
1,2,4-Trimethylbenzene	< 0.025	mg/kg	0.025	0.08	1	8260B		10/30/2017	CJR	1
1,3,5-Trimethylbenzene	< 0.032	mg/kg	0.032	0.1	1	8260B		10/30/2017	CJR	1
Vinyl Chloride	< 0.019	mg/kg	0.019	0.062	1	8260B		10/30/2017	CJR	1
m&p-Xylene	< 0.072	mg/kg	0.072	0.23	1	8260B		10/30/2017	CJR	1
o-Xylene	< 0.044	mg/kg	0.044	0.14	1	8260B		10/30/2017	CJR	1
SUR - 1,2-Dichloroethane-d4	93	Rec %			1	8260B		10/30/2017	CJR	1
SUR - 4-Bromofluorobenzene	102	Rec %			1	8260B		10/30/2017	CJR	1
SUR - Dibromofluoromethane	95	Rec %			1	8260B		10/30/2017	CJR	1
SUR - Toluene-d8	99	Rec %			1	8260B		10/30/2017	CJR	1

Project Name ACME **Invoice #** E33787
Project # 12884

Lab Code 5033787L
Sample ID GP-4 8-10
Sample Matrix Soil
Sample Date 10/23/2017

	Result	Unit	LOD	LOQ	Dil	Method	Ext Date	Run Date	Analyst	Code
General										
General										
Solids Percent	89.4	%			1	5021		10/26/2017	NJC	1
Organic										
VOC's										
Benzene	< 0.03	mg/kg	0.03	0.096	1	8260B		10/30/2017	CJR	1
Bromobenzene	< 0.025	mg/kg	0.025	0.081	1	8260B		10/30/2017	CJR	1
Bromodichloromethane	< 0.074	mg/kg	0.074	0.24	1	8260B		10/30/2017	CJR	1
Bromoform	< 0.029	mg/kg	0.029	0.092	1	8260B		10/30/2017	CJR	1
tert-Butylbenzene	< 0.026	mg/kg	0.026	0.084	1	8260B		10/30/2017	CJR	1
sec-Butylbenzene	< 0.033	mg/kg	0.033	0.1	1	8260B		10/30/2017	CJR	1
n-Butylbenzene	< 0.04	mg/kg	0.04	0.13	1	8260B		10/30/2017	CJR	1
Carbon Tetrachloride	< 0.016	mg/kg	0.016	0.053	1	8260B		10/30/2017	CJR	1
Chlorobenzene	< 0.013	mg/kg	0.013	0.04	1	8260B		10/30/2017	CJR	1
Chloroethane	< 0.091	mg/kg	0.091	0.29	1	8260B		10/30/2017	CJR	1
Chloroform	< 0.035	mg/kg	0.035	0.11	1	8260B		10/30/2017	CJR	1
Chloromethane	< 0.076	mg/kg	0.076	0.24	1	8260B		10/30/2017	CJR	1
2-Chlorotoluene	< 0.015	mg/kg	0.015	0.047	1	8260B		10/30/2017	CJR	1
4-Chlorotoluene	< 0.018	mg/kg	0.018	0.057	1	8260B		10/30/2017	CJR	1
1,2-Dibromo-3-chloropropane	< 0.058	mg/kg	0.058	0.18	1	8260B		10/30/2017	CJR	1
Dibromochloromethane	< 0.025	mg/kg	0.025	0.079	1	8260B		10/30/2017	CJR	1
1,4-Dichlorobenzene	< 0.037	mg/kg	0.037	0.12	1	8260B		10/30/2017	CJR	1
1,3-Dichlorobenzene	< 0.037	mg/kg	0.037	0.12	1	8260B		10/30/2017	CJR	1
1,2-Dichlorobenzene	< 0.028	mg/kg	0.028	0.088	1	8260B		10/30/2017	CJR	1
Dichlorodifluoromethane	< 0.048	mg/kg	0.048	0.15	1	8260B		10/30/2017	CJR	1
1,2-Dichloroethane	< 0.038	mg/kg	0.038	0.12	1	8260B		10/30/2017	CJR	1
1,1-Dichloroethane	< 0.034	mg/kg	0.034	0.11	1	8260B		10/30/2017	CJR	1
1,1-Dichloroethene	< 0.022	mg/kg	0.022	0.069	1	8260B		10/30/2017	CJR	1
cis-1,2-Dichloroethene	< 0.032	mg/kg	0.032	0.1	1	8260B		10/30/2017	CJR	1
trans-1,2-Dichloroethene	< 0.028	mg/kg	0.028	0.09	1	8260B		10/30/2017	CJR	1
1,2-Dichloropropane	< 0.035	mg/kg	0.035	0.11	1	8260B		10/30/2017	CJR	1
1,3-Dichloropropane	< 0.025	mg/kg	0.025	0.079	1	8260B		10/30/2017	CJR	1
trans-1,3-Dichloropropene	< 0.022	mg/kg	0.022	0.068	1	8260B		10/30/2017	CJR	1
cis-1,3-Dichloropropene	< 0.039	mg/kg	0.039	0.12	1	8260B		10/30/2017	CJR	1
Di-isopropyl ether	< 0.01	mg/kg	0.01	0.032	1	8260B		10/30/2017	CJR	1
EDB (1,2-Dibromoethane)	< 0.023	mg/kg	0.023	0.072	1	8260B		10/30/2017	CJR	1
Ethylbenzene	< 0.035	mg/kg	0.035	0.11	1	8260B		10/30/2017	CJR	1
Hexachlorobutadiene	< 0.085	mg/kg	0.085	0.27	1	8260B		10/30/2017	CJR	1
Isopropylbenzene	< 0.034	mg/kg	0.034	0.11	1	8260B		10/30/2017	CJR	1
p-Isopropyltoluene	< 0.029	mg/kg	0.029	0.093	1	8260B		10/30/2017	CJR	1
Methylene chloride	< 0.15	mg/kg	0.15	0.46	1	8260B		10/30/2017	CJR	1
Methyl tert-butyl ether (MTBE)	< 0.05	mg/kg	0.05	0.16	1	8260B		10/30/2017	CJR	1
Naphthalene	< 0.094	mg/kg	0.094	0.3	1	8260B		10/30/2017	CJR	1
n-Propylbenzene	< 0.033	mg/kg	0.033	0.1	1	8260B		10/30/2017	CJR	1
1,1,2,2-Tetrachloroethane	< 0.028	mg/kg	0.028	0.88	1	8260B		10/30/2017	CJR	1
1,1,1,2-Tetrachloroethane	< 0.028	mg/kg	0.028	0.09	1	8260B		10/30/2017	CJR	1
Tetrachloroethene	< 0.032	mg/kg	0.032	0.1	1	8260B		10/30/2017	CJR	1
Toluene	0.105	mg/kg	0.032	0.1	1	8260B		10/30/2017	CJR	1
1,2,4-Trichlorobenzene	< 0.064	mg/kg	0.064	0.2	1	8260B		10/30/2017	CJR	1
1,2,3-Trichlorobenzene	< 0.066	mg/kg	0.066	0.21	1	8260B		10/30/2017	CJR	1
1,1,1-Trichloroethane	0.070 "J"	mg/kg	0.03	0.96	1	8260B		10/30/2017	CJR	1

Project Name ACME **Invoice #** E33787
Project # 12884

Lab Code 5033787L
Sample ID GP-4 8-10
Sample Matrix Soil
Sample Date 10/23/2017

	Result	Unit	LOD	LOQ	Dil	Method	Ext Date	Run Date	Analyst	Code
1,1,2-Trichloroethane	< 0.033	mg/kg	0.033	0.11	1	8260B		10/30/2017	CJR	1
Trichloroethene (TCE)	2.62	mg/kg	0.041	0.13	1	8260B		10/30/2017	CJR	1
Trichlorofluoromethane	< 0.041	mg/kg	0.041	0.13	1	8260B		10/30/2017	CJR	1
1,2,4-Trimethylbenzene	< 0.025	mg/kg	0.025	0.08	1	8260B		10/30/2017	CJR	1
1,3,5-Trimethylbenzene	< 0.032	mg/kg	0.032	0.1	1	8260B		10/30/2017	CJR	1
Vinyl Chloride	< 0.019	mg/kg	0.019	0.062	1	8260B		10/30/2017	CJR	1
m&p-Xylene	0.146 "J"	mg/kg	0.072	0.23	1	8260B		10/30/2017	CJR	1
o-Xylene	0.074 "J"	mg/kg	0.044	0.14	1	8260B		10/30/2017	CJR	1
SUR - 1,2-Dichloroethane-d4	86	Rec %			1	8260B		10/30/2017	CJR	1
SUR - 4-Bromofluorobenzene	98	Rec %			1	8260B		10/30/2017	CJR	1
SUR - Dibromofluoromethane	88	Rec %			1	8260B		10/30/2017	CJR	1
SUR - Toluene-d8	96	Rec %			1	8260B		10/30/2017	CJR	1

Project Name ACME **Invoice #** E33787
Project # 12884

Lab Code 5033787M
Sample ID GP-5 2-4
Sample Matrix Soil
Sample Date 10/23/2017

	Result	Unit	LOD	LOQ	Dil	Method	Ext Date	Run Date	Analyst	Code
General										
General										
Solids Percent	94.6	%			1	5021		10/26/2017	NJC	1
Organic										
VOC's										
Benzene	0.035 "J"	mg/kg	0.03	0.096	1	8260B		10/30/2017	CJR	1
Bromobenzene	< 0.025	mg/kg	0.025	0.081	1	8260B		10/30/2017	CJR	1
Bromodichloromethane	< 0.074	mg/kg	0.074	0.24	1	8260B		10/30/2017	CJR	1
Bromoform	< 0.029	mg/kg	0.029	0.092	1	8260B		10/30/2017	CJR	1
tert-Butylbenzene	< 0.026	mg/kg	0.026	0.084	1	8260B		10/30/2017	CJR	1
sec-Butylbenzene	< 0.033	mg/kg	0.033	0.1	1	8260B		10/30/2017	CJR	1
n-Butylbenzene	< 0.04	mg/kg	0.04	0.13	1	8260B		10/30/2017	CJR	1
Carbon Tetrachloride	< 0.016	mg/kg	0.016	0.053	1	8260B		10/30/2017	CJR	1
Chlorobenzene	< 0.013	mg/kg	0.013	0.04	1	8260B		10/30/2017	CJR	1
Chloroethane	< 0.091	mg/kg	0.091	0.29	1	8260B		10/30/2017	CJR	1
Chloroform	< 0.035	mg/kg	0.035	0.11	1	8260B		10/30/2017	CJR	1
Chloromethane	< 0.076	mg/kg	0.076	0.24	1	8260B		10/30/2017	CJR	1
2-Chlorotoluene	< 0.015	mg/kg	0.015	0.047	1	8260B		10/30/2017	CJR	1
4-Chlorotoluene	< 0.018	mg/kg	0.018	0.057	1	8260B		10/30/2017	CJR	1
1,2-Dibromo-3-chloropropane	< 0.058	mg/kg	0.058	0.18	1	8260B		10/30/2017	CJR	1
Dibromochloromethane	< 0.025	mg/kg	0.025	0.079	1	8260B		10/30/2017	CJR	1
1,4-Dichlorobenzene	< 0.037	mg/kg	0.037	0.12	1	8260B		10/30/2017	CJR	1
1,3-Dichlorobenzene	< 0.037	mg/kg	0.037	0.12	1	8260B		10/30/2017	CJR	1
1,2-Dichlorobenzene	< 0.028	mg/kg	0.028	0.088	1	8260B		10/30/2017	CJR	1
Dichlorodifluoromethane	< 0.048	mg/kg	0.048	0.15	1	8260B		10/30/2017	CJR	1
1,2-Dichloroethane	< 0.038	mg/kg	0.038	0.12	1	8260B		10/30/2017	CJR	1
1,1-Dichloroethane	< 0.034	mg/kg	0.034	0.11	1	8260B		10/30/2017	CJR	1
1,1-Dichloroethene	< 0.022	mg/kg	0.022	0.069	1	8260B		10/30/2017	CJR	1
cis-1,2-Dichloroethene	< 0.032	mg/kg	0.032	0.1	1	8260B		10/30/2017	CJR	1
trans-1,2-Dichloroethene	< 0.028	mg/kg	0.028	0.09	1	8260B		10/30/2017	CJR	1
1,2-Dichloropropane	< 0.035	mg/kg	0.035	0.11	1	8260B		10/30/2017	CJR	1
1,3-Dichloropropane	< 0.025	mg/kg	0.025	0.079	1	8260B		10/30/2017	CJR	1
trans-1,3-Dichloropropene	< 0.022	mg/kg	0.022	0.068	1	8260B		10/30/2017	CJR	1
cis-1,3-Dichloropropene	< 0.039	mg/kg	0.039	0.12	1	8260B		10/30/2017	CJR	1
Di-isopropyl ether	< 0.01	mg/kg	0.01	0.032	1	8260B		10/30/2017	CJR	1
EDB (1,2-Dibromoethane)	< 0.023	mg/kg	0.023	0.072	1	8260B		10/30/2017	CJR	1
Ethylbenzene	0.050 "J"	mg/kg	0.035	0.11	1	8260B		10/30/2017	CJR	1
Hexachlorobutadiene	< 0.085	mg/kg	0.085	0.27	1	8260B		10/30/2017	CJR	1
Isopropylbenzene	< 0.034	mg/kg	0.034	0.11	1	8260B		10/30/2017	CJR	1
p-Isopropyltoluene	< 0.029	mg/kg	0.029	0.093	1	8260B		10/30/2017	CJR	1
Methylene chloride	< 0.15	mg/kg	0.15	0.46	1	8260B		10/30/2017	CJR	1
Methyl tert-butyl ether (MTBE)	< 0.05	mg/kg	0.05	0.16	1	8260B		10/30/2017	CJR	1
Naphthalene	0.4	mg/kg	0.094	0.3	1	8260B		10/30/2017	CJR	1
n-Propylbenzene	0.033 "J"	mg/kg	0.033	0.1	1	8260B		10/30/2017	CJR	1
1,1,2,2-Tetrachloroethane	< 0.028	mg/kg	0.028	0.88	1	8260B		10/30/2017	CJR	1
1,1,1,2-Tetrachloroethane	< 0.028	mg/kg	0.028	0.09	1	8260B		10/30/2017	CJR	1
Tetrachloroethene	0.064 "J"	mg/kg	0.032	0.1	1	8260B		10/30/2017	CJR	1
Toluene	0.261	mg/kg	0.032	0.1	1	8260B		10/30/2017	CJR	1
1,2,4-Trichlorobenzene	< 0.064	mg/kg	0.064	0.2	1	8260B		10/30/2017	CJR	1
1,2,3-Trichlorobenzene	< 0.066	mg/kg	0.066	0.21	1	8260B		10/30/2017	CJR	1
1,1,1-Trichloroethane	0.104 "J"	mg/kg	0.03	0.96	1	8260B		10/30/2017	CJR	1

Project Name ACME **Invoice #** E33787
Project # 12884

Lab Code 5033787M
Sample ID GP-5 2-4
Sample Matrix Soil
Sample Date 10/23/2017

	Result	Unit	LOD	LOQ	Dil	Method	Ext Date	Run Date	Analyst	Code
1,1,2-Trichloroethane	< 0.033	mg/kg	0.033	0.11	1	8260B		10/30/2017	CJR	1
Trichloroethene (TCE)	2.33	mg/kg	0.041	0.13	1	8260B		10/30/2017	CJR	1
Trichlorofluoromethane	< 0.041	mg/kg	0.041	0.13	1	8260B		10/30/2017	CJR	1
1,2,4-Trimethylbenzene	0.232	mg/kg	0.025	0.08	1	8260B		10/30/2017	CJR	1
1,3,5-Trimethylbenzene	0.059 "J"	mg/kg	0.032	0.1	1	8260B		10/30/2017	CJR	1
Vinyl Chloride	< 0.019	mg/kg	0.019	0.062	1	8260B		10/30/2017	CJR	1
m&p-Xylene	0.34	mg/kg	0.072	0.23	1	8260B		10/30/2017	CJR	1
o-Xylene	0.285	mg/kg	0.044	0.14	1	8260B		10/30/2017	CJR	1
SUR - Toluene-d8	102	Rec %			1	8260B		10/30/2017	CJR	1
SUR - Dibromofluoromethane	90	Rec %			1	8260B		10/30/2017	CJR	1
SUR - 1,2-Dichloroethane-d4	94	Rec %			1	8260B		10/30/2017	CJR	1
SUR - 4-Bromofluorobenzene	99	Rec %			1	8260B		10/30/2017	CJR	1

Project Name ACME **Invoice #** E33787
Project # 12884

Lab Code 5033787N
Sample ID GP-5 4-6
Sample Matrix Soil
Sample Date 10/23/2017

	Result	Unit	LOD	LOQ	Dil	Method	Ext Date	Run Date	Analyst	Code
General										
General										
Solids Percent	92.9	%			1	5021		10/26/2017	NJC	1
Organic										
VOC's										
Benzene	< 0.03	mg/kg	0.03	0.096	1	8260B		10/30/2017	CJR	1
Bromobenzene	< 0.025	mg/kg	0.025	0.081	1	8260B		10/30/2017	CJR	1
Bromodichloromethane	< 0.074	mg/kg	0.074	0.24	1	8260B		10/30/2017	CJR	1
Bromoform	< 0.029	mg/kg	0.029	0.092	1	8260B		10/30/2017	CJR	1
tert-Butylbenzene	< 0.026	mg/kg	0.026	0.084	1	8260B		10/30/2017	CJR	1
sec-Butylbenzene	< 0.033	mg/kg	0.033	0.1	1	8260B		10/30/2017	CJR	1
n-Butylbenzene	< 0.04	mg/kg	0.04	0.13	1	8260B		10/30/2017	CJR	1
Carbon Tetrachloride	< 0.016	mg/kg	0.016	0.053	1	8260B		10/30/2017	CJR	1
Chlorobenzene	< 0.013	mg/kg	0.013	0.04	1	8260B		10/30/2017	CJR	1
Chloroethane	< 0.091	mg/kg	0.091	0.29	1	8260B		10/30/2017	CJR	1
Chloroform	< 0.035	mg/kg	0.035	0.11	1	8260B		10/30/2017	CJR	1
Chloromethane	< 0.076	mg/kg	0.076	0.24	1	8260B		10/30/2017	CJR	1
2-Chlorotoluene	< 0.015	mg/kg	0.015	0.047	1	8260B		10/30/2017	CJR	1
4-Chlorotoluene	< 0.018	mg/kg	0.018	0.057	1	8260B		10/30/2017	CJR	1
1,2-Dibromo-3-chloropropane	< 0.058	mg/kg	0.058	0.18	1	8260B		10/30/2017	CJR	1
Dibromochloromethane	< 0.025	mg/kg	0.025	0.079	1	8260B		10/30/2017	CJR	1
1,4-Dichlorobenzene	< 0.037	mg/kg	0.037	0.12	1	8260B		10/30/2017	CJR	1
1,3-Dichlorobenzene	< 0.037	mg/kg	0.037	0.12	1	8260B		10/30/2017	CJR	1
1,2-Dichlorobenzene	< 0.028	mg/kg	0.028	0.088	1	8260B		10/30/2017	CJR	1
Dichlorodifluoromethane	< 0.048	mg/kg	0.048	0.15	1	8260B		10/30/2017	CJR	1
1,2-Dichloroethane	< 0.038	mg/kg	0.038	0.12	1	8260B		10/30/2017	CJR	1
1,1-Dichloroethane	< 0.034	mg/kg	0.034	0.11	1	8260B		10/30/2017	CJR	1
1,1-Dichloroethene	< 0.022	mg/kg	0.022	0.069	1	8260B		10/30/2017	CJR	1
cis-1,2-Dichloroethene	0.033 "J"	mg/kg	0.032	0.1	1	8260B		10/30/2017	CJR	1
trans-1,2-Dichloroethene	< 0.028	mg/kg	0.028	0.09	1	8260B		10/30/2017	CJR	1
1,2-Dichloropropane	< 0.035	mg/kg	0.035	0.11	1	8260B		10/30/2017	CJR	1
1,3-Dichloropropane	< 0.025	mg/kg	0.025	0.079	1	8260B		10/30/2017	CJR	1
trans-1,3-Dichloropropene	< 0.022	mg/kg	0.022	0.068	1	8260B		10/30/2017	CJR	1
cis-1,3-Dichloropropene	< 0.039	mg/kg	0.039	0.12	1	8260B		10/30/2017	CJR	1
Di-isopropyl ether	< 0.01	mg/kg	0.01	0.032	1	8260B		10/30/2017	CJR	1
EDB (1,2-Dibromoethane)	< 0.023	mg/kg	0.023	0.072	1	8260B		10/30/2017	CJR	1
Ethylbenzene	< 0.035	mg/kg	0.035	0.11	1	8260B		10/30/2017	CJR	1
Hexachlorobutadiene	< 0.085	mg/kg	0.085	0.27	1	8260B		10/30/2017	CJR	1
Isopropylbenzene	< 0.034	mg/kg	0.034	0.11	1	8260B		10/30/2017	CJR	1
p-Isopropyltoluene	< 0.029	mg/kg	0.029	0.093	1	8260B		10/30/2017	CJR	1
Methylene chloride	< 0.15	mg/kg	0.15	0.46	1	8260B		10/30/2017	CJR	1
Methyl tert-butyl ether (MTBE)	< 0.05	mg/kg	0.05	0.16	1	8260B		10/30/2017	CJR	1
Naphthalene	0.161 "J"	mg/kg	0.094	0.3	1	8260B		10/30/2017	CJR	1
n-Propylbenzene	< 0.033	mg/kg	0.033	0.1	1	8260B		10/30/2017	CJR	1
1,1,2,2-Tetrachloroethane	< 0.028	mg/kg	0.028	0.88	1	8260B		10/30/2017	CJR	1
1,1,1,2-Tetrachloroethane	< 0.028	mg/kg	0.028	0.09	1	8260B		10/30/2017	CJR	1
Tetrachloroethene	0.033 "J"	mg/kg	0.032	0.1	1	8260B		10/30/2017	CJR	1
Toluene	0.050 "J"	mg/kg	0.032	0.1	1	8260B		10/30/2017	CJR	1
1,2,4-Trichlorobenzene	< 0.064	mg/kg	0.064	0.2	1	8260B		10/30/2017	CJR	1
1,2,3-Trichlorobenzene	< 0.066	mg/kg	0.066	0.21	1	8260B		10/30/2017	CJR	1
1,1,1-Trichloroethane	0.054 "J"	mg/kg	0.03	0.96	1	8260B		10/30/2017	CJR	1

Project Name ACME **Invoice #** E33787
Project # 12884

Lab Code 5033787N
Sample ID GP-5 4-6
Sample Matrix Soil
Sample Date 10/23/2017

	Result	Unit	LOD	LOQ	Dil	Method	Ext Date	Run Date	Analyst	Code
1,1,2-Trichloroethane	< 0.033	mg/kg	0.033	0.11	1	8260B		10/30/2017	CJR	1
Trichloroethene (TCE)	1.25	mg/kg	0.041	0.13	1	8260B		10/30/2017	CJR	1
Trichlorofluoromethane	< 0.041	mg/kg	0.041	0.13	1	8260B		10/30/2017	CJR	1
1,2,4-Trimethylbenzene	0.075 "J"	mg/kg	0.025	0.08	1	8260B		10/30/2017	CJR	1
1,3,5-Trimethylbenzene	< 0.032	mg/kg	0.032	0.1	1	8260B		10/30/2017	CJR	1
Vinyl Chloride	< 0.019	mg/kg	0.019	0.062	1	8260B		10/30/2017	CJR	1
m&p-Xylene	0.081 "J"	mg/kg	0.072	0.23	1	8260B		10/30/2017	CJR	1
o-Xylene	0.078 "J"	mg/kg	0.044	0.14	1	8260B		10/30/2017	CJR	1
SUR - Dibromofluoromethane	90	Rec %			1	8260B		10/30/2017	CJR	1
SUR - Toluene-d8	100	Rec %			1	8260B		10/30/2017	CJR	1
SUR - 4-Bromofluorobenzene	99	Rec %			1	8260B		10/30/2017	CJR	1
SUR - 1,2-Dichloroethane-d4	98	Rec %			1	8260B		10/30/2017	CJR	1

Project Name ACME **Invoice #** E33787
Project # 12884

Lab Code 5033787O
Sample ID GP-5 8-10
Sample Matrix Soil
Sample Date 10/23/2017

	Result	Unit	LOD	LOQ	Dil	Method	Ext Date	Run Date	Analyst	Code
General										
General										
Solids Percent	81.1	%			1	5021		10/26/2017	NJC	1
Organic										
VOC's										
Benzene	< 0.03	mg/kg	0.03	0.096	1	8260B		10/30/2017	CJR	1
Bromobenzene	< 0.025	mg/kg	0.025	0.081	1	8260B		10/30/2017	CJR	1
Bromodichloromethane	< 0.074	mg/kg	0.074	0.24	1	8260B		10/30/2017	CJR	1
Bromoform	< 0.029	mg/kg	0.029	0.092	1	8260B		10/30/2017	CJR	1
tert-Butylbenzene	< 0.026	mg/kg	0.026	0.084	1	8260B		10/30/2017	CJR	1
sec-Butylbenzene	< 0.033	mg/kg	0.033	0.1	1	8260B		10/30/2017	CJR	1
n-Butylbenzene	< 0.04	mg/kg	0.04	0.13	1	8260B		10/30/2017	CJR	1
Carbon Tetrachloride	< 0.016	mg/kg	0.016	0.053	1	8260B		10/30/2017	CJR	1
Chlorobenzene	< 0.013	mg/kg	0.013	0.04	1	8260B		10/30/2017	CJR	1
Chloroethane	< 0.091	mg/kg	0.091	0.29	1	8260B		10/30/2017	CJR	1
Chloroform	< 0.035	mg/kg	0.035	0.11	1	8260B		10/30/2017	CJR	1
Chloromethane	< 0.076	mg/kg	0.076	0.24	1	8260B		10/30/2017	CJR	1
2-Chlorotoluene	< 0.015	mg/kg	0.015	0.047	1	8260B		10/30/2017	CJR	1
4-Chlorotoluene	< 0.018	mg/kg	0.018	0.057	1	8260B		10/30/2017	CJR	1
1,2-Dibromo-3-chloropropane	< 0.058	mg/kg	0.058	0.18	1	8260B		10/30/2017	CJR	1
Dibromochloromethane	< 0.025	mg/kg	0.025	0.079	1	8260B		10/30/2017	CJR	1
1,4-Dichlorobenzene	< 0.037	mg/kg	0.037	0.12	1	8260B		10/30/2017	CJR	1
1,3-Dichlorobenzene	< 0.037	mg/kg	0.037	0.12	1	8260B		10/30/2017	CJR	1
1,2-Dichlorobenzene	< 0.028	mg/kg	0.028	0.088	1	8260B		10/30/2017	CJR	1
Dichlorodifluoromethane	< 0.048	mg/kg	0.048	0.15	1	8260B		10/30/2017	CJR	1
1,2-Dichloroethane	< 0.038	mg/kg	0.038	0.12	1	8260B		10/30/2017	CJR	1
1,1-Dichloroethane	< 0.034	mg/kg	0.034	0.11	1	8260B		10/30/2017	CJR	1
1,1-Dichloroethene	< 0.022	mg/kg	0.022	0.069	1	8260B		10/30/2017	CJR	1
cis-1,2-Dichloroethene	< 0.032	mg/kg	0.032	0.1	1	8260B		10/30/2017	CJR	1
trans-1,2-Dichloroethene	< 0.028	mg/kg	0.028	0.09	1	8260B		10/30/2017	CJR	1
1,2-Dichloropropane	< 0.035	mg/kg	0.035	0.11	1	8260B		10/30/2017	CJR	1
1,3-Dichloropropane	< 0.025	mg/kg	0.025	0.079	1	8260B		10/30/2017	CJR	1
trans-1,3-Dichloropropene	< 0.022	mg/kg	0.022	0.068	1	8260B		10/30/2017	CJR	1
cis-1,3-Dichloropropene	< 0.039	mg/kg	0.039	0.12	1	8260B		10/30/2017	CJR	1
Di-isopropyl ether	< 0.01	mg/kg	0.01	0.032	1	8260B		10/30/2017	CJR	1
EDB (1,2-Dibromoethane)	< 0.023	mg/kg	0.023	0.072	1	8260B		10/30/2017	CJR	1
Ethylbenzene	< 0.035	mg/kg	0.035	0.11	1	8260B		10/30/2017	CJR	1
Hexachlorobutadiene	< 0.085	mg/kg	0.085	0.27	1	8260B		10/30/2017	CJR	1
Isopropylbenzene	< 0.034	mg/kg	0.034	0.11	1	8260B		10/30/2017	CJR	1
p-Isopropyltoluene	< 0.029	mg/kg	0.029	0.093	1	8260B		10/30/2017	CJR	1
Methylene chloride	< 0.15	mg/kg	0.15	0.46	1	8260B		10/30/2017	CJR	1
Methyl tert-butyl ether (MTBE)	< 0.05	mg/kg	0.05	0.16	1	8260B		10/30/2017	CJR	1
Naphthalene	< 0.094	mg/kg	0.094	0.3	1	8260B		10/30/2017	CJR	1
n-Propylbenzene	< 0.033	mg/kg	0.033	0.1	1	8260B		10/30/2017	CJR	1
1,1,2,2-Tetrachloroethane	< 0.028	mg/kg	0.028	0.88	1	8260B		10/30/2017	CJR	1
1,1,1,2-Tetrachloroethane	< 0.028	mg/kg	0.028	0.09	1	8260B		10/30/2017	CJR	1
Tetrachloroethene	< 0.032	mg/kg	0.032	0.1	1	8260B		10/30/2017	CJR	1
Toluene	< 0.032	mg/kg	0.032	0.1	1	8260B		10/30/2017	CJR	1
1,2,4-Trichlorobenzene	< 0.064	mg/kg	0.064	0.2	1	8260B		10/30/2017	CJR	1
1,2,3-Trichlorobenzene	< 0.066	mg/kg	0.066	0.21	1	8260B		10/30/2017	CJR	1
1,1,1-Trichloroethane	< 0.03	mg/kg	0.03	0.96	1	8260B		10/30/2017	CJR	1

Project Name ACME **Invoice #** E33787
Project # 12884

Lab Code 5033787O
Sample ID GP-5 8-10
Sample Matrix Soil
Sample Date 10/23/2017

	Result	Unit	LOD	LOQ	Dil	Method	Ext Date	Run Date	Analyst	Code
1,1,2-Trichloroethane	< 0.033	mg/kg	0.033	0.11	1	8260B		10/30/2017	CJR	1
Trichloroethene (TCE)	< 0.041	mg/kg	0.041	0.13	1	8260B		10/30/2017	CJR	1
Trichlorofluoromethane	< 0.041	mg/kg	0.041	0.13	1	8260B		10/30/2017	CJR	1
1,2,4-Trimethylbenzene	< 0.025	mg/kg	0.025	0.08	1	8260B		10/30/2017	CJR	1
1,3,5-Trimethylbenzene	< 0.032	mg/kg	0.032	0.1	1	8260B		10/30/2017	CJR	1
Vinyl Chloride	< 0.019	mg/kg	0.019	0.062	1	8260B		10/30/2017	CJR	1
m&p-Xylene	< 0.072	mg/kg	0.072	0.23	1	8260B		10/30/2017	CJR	1
o-Xylene	< 0.044	mg/kg	0.044	0.14	1	8260B		10/30/2017	CJR	1
SUR - Toluene-d8	98	Rec %			1	8260B		10/30/2017	CJR	1
SUR - 1,2-Dichloroethane-d4	93	Rec %			1	8260B		10/30/2017	CJR	1
SUR - 4-Bromofluorobenzene	98	Rec %			1	8260B		10/30/2017	CJR	1
SUR - Dibromofluoromethane	91	Rec %			1	8260B		10/30/2017	CJR	1

Project Name ACME **Invoice #** E33787
Project # 12884

Lab Code 5033787P
Sample ID GP-6 2-4
Sample Matrix Soil
Sample Date 10/23/2017

	Result	Unit	LOD	LOQ	Dil	Method	Ext Date	Run Date	Analyst	Code
General										
General										
Solids Percent	91.0	%			1	5021		10/26/2017	NJC	1
Organic										
VOC's										
Benzene	< 0.03	mg/kg	0.03	0.096	1	8260B		10/30/2017	CJR	1
Bromobenzene	< 0.025	mg/kg	0.025	0.081	1	8260B		10/30/2017	CJR	1
Bromodichloromethane	< 0.074	mg/kg	0.074	0.24	1	8260B		10/30/2017	CJR	1
Bromoform	< 0.029	mg/kg	0.029	0.092	1	8260B		10/30/2017	CJR	1
tert-Butylbenzene	< 0.026	mg/kg	0.026	0.084	1	8260B		10/30/2017	CJR	1
sec-Butylbenzene	< 0.033	mg/kg	0.033	0.1	1	8260B		10/30/2017	CJR	1
n-Butylbenzene	< 0.04	mg/kg	0.04	0.13	1	8260B		10/30/2017	CJR	1
Carbon Tetrachloride	< 0.016	mg/kg	0.016	0.053	1	8260B		10/30/2017	CJR	1
Chlorobenzene	< 0.013	mg/kg	0.013	0.04	1	8260B		10/30/2017	CJR	1
Chloroethane	< 0.091	mg/kg	0.091	0.29	1	8260B		10/30/2017	CJR	1
Chloroform	< 0.035	mg/kg	0.035	0.11	1	8260B		10/30/2017	CJR	1
Chloromethane	< 0.076	mg/kg	0.076	0.24	1	8260B		10/30/2017	CJR	1
2-Chlorotoluene	< 0.015	mg/kg	0.015	0.047	1	8260B		10/30/2017	CJR	1
4-Chlorotoluene	< 0.018	mg/kg	0.018	0.057	1	8260B		10/30/2017	CJR	1
1,2-Dibromo-3-chloropropane	< 0.058	mg/kg	0.058	0.18	1	8260B		10/30/2017	CJR	1
Dibromochloromethane	< 0.025	mg/kg	0.025	0.079	1	8260B		10/30/2017	CJR	1
1,4-Dichlorobenzene	< 0.037	mg/kg	0.037	0.12	1	8260B		10/30/2017	CJR	1
1,3-Dichlorobenzene	< 0.037	mg/kg	0.037	0.12	1	8260B		10/30/2017	CJR	1
1,2-Dichlorobenzene	< 0.028	mg/kg	0.028	0.088	1	8260B		10/30/2017	CJR	1
Dichlorodifluoromethane	< 0.048	mg/kg	0.048	0.15	1	8260B		10/30/2017	CJR	1
1,2-Dichloroethane	< 0.038	mg/kg	0.038	0.12	1	8260B		10/30/2017	CJR	1
1,1-Dichloroethane	< 0.034	mg/kg	0.034	0.11	1	8260B		10/30/2017	CJR	1
1,1-Dichloroethene	< 0.022	mg/kg	0.022	0.069	1	8260B		10/30/2017	CJR	1
cis-1,2-Dichloroethene	< 0.032	mg/kg	0.032	0.1	1	8260B		10/30/2017	CJR	1
trans-1,2-Dichloroethene	< 0.028	mg/kg	0.028	0.09	1	8260B		10/30/2017	CJR	1
1,2-Dichloropropane	< 0.035	mg/kg	0.035	0.11	1	8260B		10/30/2017	CJR	1
1,3-Dichloropropane	< 0.025	mg/kg	0.025	0.079	1	8260B		10/30/2017	CJR	1
trans-1,3-Dichloropropene	< 0.022	mg/kg	0.022	0.068	1	8260B		10/30/2017	CJR	1
cis-1,3-Dichloropropene	< 0.039	mg/kg	0.039	0.12	1	8260B		10/30/2017	CJR	1
Di-isopropyl ether	< 0.01	mg/kg	0.01	0.032	1	8260B		10/30/2017	CJR	1
EDB (1,2-Dibromoethane)	< 0.023	mg/kg	0.023	0.072	1	8260B		10/30/2017	CJR	1
Ethylbenzene	< 0.035	mg/kg	0.035	0.11	1	8260B		10/30/2017	CJR	1
Hexachlorobutadiene	< 0.085	mg/kg	0.085	0.27	1	8260B		10/30/2017	CJR	1
Isopropylbenzene	< 0.034	mg/kg	0.034	0.11	1	8260B		10/30/2017	CJR	1
p-Isopropyltoluene	< 0.029	mg/kg	0.029	0.093	1	8260B		10/30/2017	CJR	1
Methylene chloride	< 0.15	mg/kg	0.15	0.46	1	8260B		10/30/2017	CJR	1
Methyl tert-butyl ether (MTBE)	< 0.05	mg/kg	0.05	0.16	1	8260B		10/30/2017	CJR	1
Naphthalene	0.174 "J"	mg/kg	0.094	0.3	1	8260B		10/30/2017	CJR	1
n-Propylbenzene	< 0.033	mg/kg	0.033	0.1	1	8260B		10/30/2017	CJR	1
1,1,2,2-Tetrachloroethane	< 0.028	mg/kg	0.028	0.88	1	8260B		10/30/2017	CJR	1
1,1,1,2-Tetrachloroethane	< 0.028	mg/kg	0.028	0.09	1	8260B		10/30/2017	CJR	1
Tetrachloroethene	< 0.032	mg/kg	0.032	0.1	1	8260B		10/30/2017	CJR	1
Toluene	0.169	mg/kg	0.032	0.1	1	8260B		10/30/2017	CJR	1
1,2,4-Trichlorobenzene	< 0.064	mg/kg	0.064	0.2	1	8260B		10/30/2017	CJR	1
1,2,3-Trichlorobenzene	< 0.066	mg/kg	0.066	0.21	1	8260B		10/30/2017	CJR	1
1,1,1-Trichloroethane	< 0.03	mg/kg	0.03	0.96	1	8260B		10/30/2017	CJR	1

Project Name ACME **Invoice #** E33787
Project # 12884

Lab Code 5033787P
Sample ID GP-6 2-4
Sample Matrix Soil
Sample Date 10/23/2017

	Result	Unit	LOD	LOQ	Dil	Method	Ext Date	Run Date	Analyst	Code
1,1,2-Trichloroethane	< 0.033	mg/kg	0.033	0.11	1	8260B		10/30/2017	CJR	1
Trichloroethene (TCE)	1.13	mg/kg	0.041	0.13	1	8260B		10/30/2017	CJR	1
Trichlorofluoromethane	< 0.041	mg/kg	0.041	0.13	1	8260B		10/30/2017	CJR	1
1,2,4-Trimethylbenzene	0.106	mg/kg	0.025	0.08	1	8260B		10/30/2017	CJR	1
1,3,5-Trimethylbenzene	< 0.032	mg/kg	0.032	0.1	1	8260B		10/30/2017	CJR	1
Vinyl Chloride	< 0.019	mg/kg	0.019	0.062	1	8260B		10/30/2017	CJR	1
m&p-Xylene	0.218 "J"	mg/kg	0.072	0.23	1	8260B		10/30/2017	CJR	1
o-Xylene	0.131 "J"	mg/kg	0.044	0.14	1	8260B		10/30/2017	CJR	1
SUR - 1,2-Dichloroethane-d4	97	Rec %			1	8260B		10/30/2017	CJR	1
SUR - 4-Bromofluorobenzene	108	Rec %			1	8260B		10/30/2017	CJR	1
SUR - Dibromofluoromethane	96	Rec %			1	8260B		10/30/2017	CJR	1
SUR - Toluene-d8	100	Rec %			1	8260B		10/30/2017	CJR	1

Project Name ACME **Invoice #** E33787
Project # 12884

Lab Code 5033787Q
Sample ID GP-6 8-10
Sample Matrix Soil
Sample Date 10/23/2017

	Result	Unit	LOD	LOQ	Dil	Method	Ext Date	Run Date	Analyst	Code
General										
General										
Solids Percent	89.2	%			1	5021		10/26/2017	NJC	1
Organic										
VOC's										
Benzene	0.054 "J"	mg/kg	0.03	0.096	1	8260B		10/30/2017	CJR	1
Bromobenzene	< 0.025	mg/kg	0.025	0.081	1	8260B		10/30/2017	CJR	1
Bromodichloromethane	< 0.074	mg/kg	0.074	0.24	1	8260B		10/30/2017	CJR	1
Bromoform	< 0.029	mg/kg	0.029	0.092	1	8260B		10/30/2017	CJR	1
tert-Butylbenzene	< 0.026	mg/kg	0.026	0.084	1	8260B		10/30/2017	CJR	1
sec-Butylbenzene	< 0.033	mg/kg	0.033	0.1	1	8260B		10/30/2017	CJR	1
n-Butylbenzene	< 0.04	mg/kg	0.04	0.13	1	8260B		10/30/2017	CJR	1
Carbon Tetrachloride	< 0.016	mg/kg	0.016	0.053	1	8260B		10/30/2017	CJR	1
Chlorobenzene	< 0.013	mg/kg	0.013	0.04	1	8260B		10/30/2017	CJR	1
Chloroethane	< 0.091	mg/kg	0.091	0.29	1	8260B		10/30/2017	CJR	1
Chloroform	< 0.035	mg/kg	0.035	0.11	1	8260B		10/30/2017	CJR	1
Chloromethane	< 0.076	mg/kg	0.076	0.24	1	8260B		10/30/2017	CJR	1
2-Chlorotoluene	< 0.015	mg/kg	0.015	0.047	1	8260B		10/30/2017	CJR	1
4-Chlorotoluene	< 0.018	mg/kg	0.018	0.057	1	8260B		10/30/2017	CJR	1
1,2-Dibromo-3-chloropropane	< 0.058	mg/kg	0.058	0.18	1	8260B		10/30/2017	CJR	1
Dibromochloromethane	< 0.025	mg/kg	0.025	0.079	1	8260B		10/30/2017	CJR	1
1,4-Dichlorobenzene	< 0.037	mg/kg	0.037	0.12	1	8260B		10/30/2017	CJR	1
1,3-Dichlorobenzene	< 0.037	mg/kg	0.037	0.12	1	8260B		10/30/2017	CJR	1
1,2-Dichlorobenzene	< 0.028	mg/kg	0.028	0.088	1	8260B		10/30/2017	CJR	1
Dichlorodifluoromethane	< 0.048	mg/kg	0.048	0.15	1	8260B		10/30/2017	CJR	1
1,2-Dichloroethane	< 0.038	mg/kg	0.038	0.12	1	8260B		10/30/2017	CJR	1
1,1-Dichloroethane	< 0.034	mg/kg	0.034	0.11	1	8260B		10/30/2017	CJR	1
1,1-Dichloroethene	< 0.022	mg/kg	0.022	0.069	1	8260B		10/30/2017	CJR	1
cis-1,2-Dichloroethene	< 0.032	mg/kg	0.032	0.1	1	8260B		10/30/2017	CJR	1
trans-1,2-Dichloroethene	< 0.028	mg/kg	0.028	0.09	1	8260B		10/30/2017	CJR	1
1,2-Dichloropropane	< 0.035	mg/kg	0.035	0.11	1	8260B		10/30/2017	CJR	1
1,3-Dichloropropane	< 0.025	mg/kg	0.025	0.079	1	8260B		10/30/2017	CJR	1
trans-1,3-Dichloropropene	< 0.022	mg/kg	0.022	0.068	1	8260B		10/30/2017	CJR	1
cis-1,3-Dichloropropene	< 0.039	mg/kg	0.039	0.12	1	8260B		10/30/2017	CJR	1
Di-isopropyl ether	< 0.01	mg/kg	0.01	0.032	1	8260B		10/30/2017	CJR	1
EDB (1,2-Dibromoethane)	< 0.023	mg/kg	0.023	0.072	1	8260B		10/30/2017	CJR	1
Ethylbenzene	0.071 "J"	mg/kg	0.035	0.11	1	8260B		10/30/2017	CJR	1
Hexachlorobutadiene	< 0.085	mg/kg	0.085	0.27	1	8260B		10/30/2017	CJR	1
Isopropylbenzene	< 0.034	mg/kg	0.034	0.11	1	8260B		10/30/2017	CJR	1
p-Isopropyltoluene	< 0.029	mg/kg	0.029	0.093	1	8260B		10/30/2017	CJR	1
Methylene chloride	< 0.15	mg/kg	0.15	0.46	1	8260B		10/30/2017	CJR	1
Methyl tert-butyl ether (MTBE)	< 0.05	mg/kg	0.05	0.16	1	8260B		10/30/2017	CJR	1
Naphthalene	1.45	mg/kg	0.094	0.3	1	8260B		10/30/2017	CJR	1
n-Propylbenzene	0.035 "J"	mg/kg	0.033	0.1	1	8260B		10/30/2017	CJR	1
1,1,2,2-Tetrachloroethane	< 0.028	mg/kg	0.028	0.88	1	8260B		10/30/2017	CJR	1
1,1,1,2-Tetrachloroethane	< 0.028	mg/kg	0.028	0.09	1	8260B		10/30/2017	CJR	1
Tetrachloroethene	< 0.032	mg/kg	0.032	0.1	1	8260B		10/30/2017	CJR	1
Toluene	0.42	mg/kg	0.032	0.1	1	8260B		10/30/2017	CJR	1
1,2,4-Trichlorobenzene	< 0.064	mg/kg	0.064	0.2	1	8260B		10/30/2017	CJR	1
1,2,3-Trichlorobenzene	< 0.066	mg/kg	0.066	0.21	1	8260B		10/30/2017	CJR	1
1,1,1-Trichloroethane	0.096 "J"	mg/kg	0.03	0.96	1	8260B		10/30/2017	CJR	1

Project Name ACME **Invoice #** E33787
Project # 12884

Lab Code 5033787Q
Sample ID GP-6 8-10
Sample Matrix Soil
Sample Date 10/23/2017

	Result	Unit	LOD	LOQ	Dil	Method	Ext Date	Run Date	Analyst	Code
1,1,2-Trichloroethane	< 0.033	mg/kg	0.033	0.11	1	8260B		10/30/2017	CJR	1
Trichloroethene (TCE)	3.8	mg/kg	0.041	0.13	1	8260B		10/30/2017	CJR	1
Trichlorofluoromethane	< 0.041	mg/kg	0.041	0.13	1	8260B		10/30/2017	CJR	1
1,2,4-Trimethylbenzene	0.35	mg/kg	0.025	0.08	1	8260B		10/30/2017	CJR	1
1,3,5-Trimethylbenzene	0.083 "J"	mg/kg	0.032	0.1	1	8260B		10/30/2017	CJR	1
Vinyl Chloride	< 0.019	mg/kg	0.019	0.062	1	8260B		10/30/2017	CJR	1
m&p-Xylene	0.55	mg/kg	0.072	0.23	1	8260B		10/30/2017	CJR	1
o-Xylene	0.39	mg/kg	0.044	0.14	1	8260B		10/30/2017	CJR	1
SUR - 1,2-Dichloroethane-d4	85	Rec %			1	8260B		10/30/2017	CJR	1
SUR - 4-Bromofluorobenzene	101	Rec %			1	8260B		10/30/2017	CJR	1
SUR - Dibromofluoromethane	94	Rec %			1	8260B		10/30/2017	CJR	1
SUR - Toluene-d8	99	Rec %			1	8260B		10/30/2017	CJR	1

Project Name ACME **Invoice #** E33787
Project # 12884

Lab Code 5033787R
Sample ID GP-6 10-12
Sample Matrix Soil
Sample Date 10/23/2017

	Result	Unit	LOD	LOQ	Dil	Method	Ext Date	Run Date	Analyst	Code
General										
General										
Solids Percent	86.2	%			1	5021		10/26/2017	NJC	1
Organic										
VOC's										
Benzene	< 0.03	mg/kg	0.03	0.096	1	8260B		11/1/2017	CJR	1
Bromobenzene	< 0.025	mg/kg	0.025	0.081	1	8260B		11/1/2017	CJR	1
Bromodichloromethane	< 0.074	mg/kg	0.074	0.24	1	8260B		11/1/2017	CJR	1
Bromoform	< 0.029	mg/kg	0.029	0.092	1	8260B		11/1/2017	CJR	1
tert-Butylbenzene	< 0.026	mg/kg	0.026	0.084	1	8260B		11/1/2017	CJR	1
sec-Butylbenzene	< 0.033	mg/kg	0.033	0.1	1	8260B		11/1/2017	CJR	1
n-Butylbenzene	< 0.04	mg/kg	0.04	0.13	1	8260B		11/1/2017	CJR	1
Carbon Tetrachloride	< 0.016	mg/kg	0.016	0.053	1	8260B		11/1/2017	CJR	1
Chlorobenzene	< 0.013	mg/kg	0.013	0.04	1	8260B		11/1/2017	CJR	1
Chloroethane	< 0.091	mg/kg	0.091	0.29	1	8260B		11/1/2017	CJR	1
Chloroform	< 0.035	mg/kg	0.035	0.11	1	8260B		11/1/2017	CJR	1
Chloromethane	< 0.076	mg/kg	0.076	0.24	1	8260B		11/1/2017	CJR	1
2-Chlorotoluene	< 0.015	mg/kg	0.015	0.047	1	8260B		11/1/2017	CJR	1
4-Chlorotoluene	< 0.018	mg/kg	0.018	0.057	1	8260B		11/1/2017	CJR	1
1,2-Dibromo-3-chloropropane	< 0.058	mg/kg	0.058	0.18	1	8260B		11/1/2017	CJR	1
Dibromochloromethane	< 0.025	mg/kg	0.025	0.079	1	8260B		11/1/2017	CJR	1
1,4-Dichlorobenzene	< 0.037	mg/kg	0.037	0.12	1	8260B		11/1/2017	CJR	1
1,3-Dichlorobenzene	< 0.037	mg/kg	0.037	0.12	1	8260B		11/1/2017	CJR	1
1,2-Dichlorobenzene	< 0.028	mg/kg	0.028	0.088	1	8260B		11/1/2017	CJR	1
Dichlorodifluoromethane	< 0.048	mg/kg	0.048	0.15	1	8260B		11/1/2017	CJR	1
1,2-Dichloroethane	< 0.038	mg/kg	0.038	0.12	1	8260B		11/1/2017	CJR	1
1,1-Dichloroethane	< 0.034	mg/kg	0.034	0.11	1	8260B		11/1/2017	CJR	1
1,1-Dichloroethene	< 0.022	mg/kg	0.022	0.069	1	8260B		11/1/2017	CJR	1
cis-1,2-Dichloroethene	< 0.032	mg/kg	0.032	0.1	1	8260B		11/1/2017	CJR	1
trans-1,2-Dichloroethene	< 0.028	mg/kg	0.028	0.09	1	8260B		11/1/2017	CJR	1
1,2-Dichloropropane	< 0.035	mg/kg	0.035	0.11	1	8260B		11/1/2017	CJR	1
1,3-Dichloropropane	< 0.025	mg/kg	0.025	0.079	1	8260B		11/1/2017	CJR	1
trans-1,3-Dichloropropene	< 0.022	mg/kg	0.022	0.068	1	8260B		11/1/2017	CJR	1
cis-1,3-Dichloropropene	< 0.039	mg/kg	0.039	0.12	1	8260B		11/1/2017	CJR	1
Di-isopropyl ether	< 0.01	mg/kg	0.01	0.032	1	8260B		11/1/2017	CJR	1
EDB (1,2-Dibromoethane)	< 0.023	mg/kg	0.023	0.072	1	8260B		11/1/2017	CJR	1
Ethylbenzene	< 0.035	mg/kg	0.035	0.11	1	8260B		11/1/2017	CJR	1
Hexachlorobutadiene	< 0.085	mg/kg	0.085	0.27	1	8260B		11/1/2017	CJR	1
Isopropylbenzene	< 0.034	mg/kg	0.034	0.11	1	8260B		11/1/2017	CJR	1
p-Isopropyltoluene	< 0.029	mg/kg	0.029	0.093	1	8260B		11/1/2017	CJR	1
Methylene chloride	< 0.15	mg/kg	0.15	0.46	1	8260B		11/1/2017	CJR	1
Methyl tert-butyl ether (MTBE)	< 0.05	mg/kg	0.05	0.16	1	8260B		11/1/2017	CJR	1
Naphthalene	< 0.094	mg/kg	0.094	0.3	1	8260B		11/1/2017	CJR	1
n-Propylbenzene	< 0.033	mg/kg	0.033	0.1	1	8260B		11/1/2017	CJR	1
1,1,2,2-Tetrachloroethane	< 0.028	mg/kg	0.028	0.88	1	8260B		11/1/2017	CJR	1
1,1,1,2-Tetrachloroethane	< 0.028	mg/kg	0.028	0.09	1	8260B		11/1/2017	CJR	1
Tetrachloroethene	< 0.032	mg/kg	0.032	0.1	1	8260B		11/1/2017	CJR	1
Toluene	< 0.032	mg/kg	0.032	0.1	1	8260B		11/1/2017	CJR	1
1,2,4-Trichlorobenzene	< 0.064	mg/kg	0.064	0.2	1	8260B		11/1/2017	CJR	1
1,2,3-Trichlorobenzene	< 0.066	mg/kg	0.066	0.21	1	8260B		11/1/2017	CJR	1
1,1,1-Trichloroethane	< 0.03	mg/kg	0.03	0.96	1	8260B		11/1/2017	CJR	1

Project Name ACME **Invoice #** E33787
Project # 12884

Lab Code 5033787R
Sample ID GP-6 10-12
Sample Matrix Soil
Sample Date 10/23/2017

	Result	Unit	LOD	LOQ	Dil	Method	Ext Date	Run Date	Analyst	Code
1,1,2-Trichloroethane	< 0.033	mg/kg	0.033	0.11	1	8260B		11/1/2017	CJR	1
Trichloroethene (TCE)	< 0.041	mg/kg	0.041	0.13	1	8260B		11/1/2017	CJR	1
Trichlorofluoromethane	< 0.041	mg/kg	0.041	0.13	1	8260B		11/1/2017	CJR	1
1,2,4-Trimethylbenzene	< 0.025	mg/kg	0.025	0.08	1	8260B		11/1/2017	CJR	1
1,3,5-Trimethylbenzene	< 0.032	mg/kg	0.032	0.1	1	8260B		11/1/2017	CJR	1
Vinyl Chloride	< 0.019	mg/kg	0.019	0.062	1	8260B		11/1/2017	CJR	1
m&p-Xylene	< 0.072	mg/kg	0.072	0.23	1	8260B		11/1/2017	CJR	1
o-Xylene	< 0.044	mg/kg	0.044	0.14	1	8260B		11/1/2017	CJR	1
SUR - 1,2-Dichloroethane-d4	115	Rec %			1	8260B		11/1/2017	CJR	1
SUR - Toluene-d8	97	Rec %			1	8260B		11/1/2017	CJR	1
SUR - Dibromofluoromethane	101	Rec %			1	8260B		11/1/2017	CJR	1
SUR - 4-Bromofluorobenzene	102	Rec %			1	8260B		11/1/2017	CJR	1

Project Name ACME **Invoice #** E33787
Project # 12884

Lab Code 5033787V
Sample ID GP-8 2-4
Sample Matrix Soil
Sample Date 10/23/2017

	Result	Unit	LOD	LOQ	Dil	Method	Ext Date	Run Date	Analyst	Code
General										
General										
Solids Percent	85.7	%			1	5021		10/26/2017	NJC	1
Organic										
VOC's										
Benzene	< 0.03	mg/kg	0.03	0.096	1	8260B		10/30/2017	CJR	1
Bromobenzene	< 0.025	mg/kg	0.025	0.081	1	8260B		10/30/2017	CJR	1
Bromodichloromethane	< 0.074	mg/kg	0.074	0.24	1	8260B		10/30/2017	CJR	1
Bromoform	< 0.029	mg/kg	0.029	0.092	1	8260B		10/30/2017	CJR	1
tert-Butylbenzene	< 0.026	mg/kg	0.026	0.084	1	8260B		10/30/2017	CJR	1
sec-Butylbenzene	< 0.033	mg/kg	0.033	0.1	1	8260B		10/30/2017	CJR	1
n-Butylbenzene	< 0.04	mg/kg	0.04	0.13	1	8260B		10/30/2017	CJR	1
Carbon Tetrachloride	< 0.016	mg/kg	0.016	0.053	1	8260B		10/30/2017	CJR	1
Chlorobenzene	< 0.013	mg/kg	0.013	0.04	1	8260B		10/30/2017	CJR	1
Chloroethane	< 0.091	mg/kg	0.091	0.29	1	8260B		10/30/2017	CJR	1
Chloroform	< 0.035	mg/kg	0.035	0.11	1	8260B		10/30/2017	CJR	1
Chloromethane	< 0.076	mg/kg	0.076	0.24	1	8260B		10/30/2017	CJR	1
2-Chlorotoluene	< 0.015	mg/kg	0.015	0.047	1	8260B		10/30/2017	CJR	1
4-Chlorotoluene	< 0.018	mg/kg	0.018	0.057	1	8260B		10/30/2017	CJR	1
1,2-Dibromo-3-chloropropane	< 0.058	mg/kg	0.058	0.18	1	8260B		10/30/2017	CJR	1
Dibromochloromethane	< 0.025	mg/kg	0.025	0.079	1	8260B		10/30/2017	CJR	1
1,4-Dichlorobenzene	< 0.037	mg/kg	0.037	0.12	1	8260B		10/30/2017	CJR	1
1,3-Dichlorobenzene	< 0.037	mg/kg	0.037	0.12	1	8260B		10/30/2017	CJR	1
1,2-Dichlorobenzene	< 0.028	mg/kg	0.028	0.088	1	8260B		10/30/2017	CJR	1
Dichlorodifluoromethane	< 0.048	mg/kg	0.048	0.15	1	8260B		10/30/2017	CJR	1
1,2-Dichloroethane	< 0.038	mg/kg	0.038	0.12	1	8260B		10/30/2017	CJR	1
1,1-Dichloroethane	< 0.034	mg/kg	0.034	0.11	1	8260B		10/30/2017	CJR	1
1,1-Dichloroethene	< 0.022	mg/kg	0.022	0.069	1	8260B		10/30/2017	CJR	1
cis-1,2-Dichloroethene	< 0.032	mg/kg	0.032	0.1	1	8260B		10/30/2017	CJR	1
trans-1,2-Dichloroethene	< 0.028	mg/kg	0.028	0.09	1	8260B		10/30/2017	CJR	1
1,2-Dichloropropane	< 0.035	mg/kg	0.035	0.11	1	8260B		10/30/2017	CJR	1
1,3-Dichloropropane	< 0.025	mg/kg	0.025	0.079	1	8260B		10/30/2017	CJR	1
trans-1,3-Dichloropropene	< 0.022	mg/kg	0.022	0.068	1	8260B		10/30/2017	CJR	1
cis-1,3-Dichloropropene	< 0.039	mg/kg	0.039	0.12	1	8260B		10/30/2017	CJR	1
Di-isopropyl ether	< 0.01	mg/kg	0.01	0.032	1	8260B		10/30/2017	CJR	1
EDB (1,2-Dibromoethane)	< 0.023	mg/kg	0.023	0.072	1	8260B		10/30/2017	CJR	1
Ethylbenzene	< 0.035	mg/kg	0.035	0.11	1	8260B		10/30/2017	CJR	1
Hexachlorobutadiene	< 0.085	mg/kg	0.085	0.27	1	8260B		10/30/2017	CJR	1
Isopropylbenzene	< 0.034	mg/kg	0.034	0.11	1	8260B		10/30/2017	CJR	1
p-Isopropyltoluene	< 0.029	mg/kg	0.029	0.093	1	8260B		10/30/2017	CJR	1
Methylene chloride	< 0.15	mg/kg	0.15	0.46	1	8260B		10/30/2017	CJR	1
Methyl tert-butyl ether (MTBE)	< 0.05	mg/kg	0.05	0.16	1	8260B		10/30/2017	CJR	1
Naphthalene	< 0.094	mg/kg	0.094	0.3	1	8260B		10/30/2017	CJR	1
n-Propylbenzene	< 0.033	mg/kg	0.033	0.1	1	8260B		10/30/2017	CJR	1
1,1,2,2-Tetrachloroethane	< 0.028	mg/kg	0.028	0.88	1	8260B		10/30/2017	CJR	1
1,1,1,2-Tetrachloroethane	< 0.028	mg/kg	0.028	0.09	1	8260B		10/30/2017	CJR	1
Tetrachloroethene	< 0.032	mg/kg	0.032	0.1	1	8260B		10/30/2017	CJR	1
Toluene	0.052 "J"	mg/kg	0.032	0.1	1	8260B		10/30/2017	CJR	1
1,2,4-Trichlorobenzene	< 0.064	mg/kg	0.064	0.2	1	8260B		10/30/2017	CJR	1
1,2,3-Trichlorobenzene	< 0.066	mg/kg	0.066	0.21	1	8260B		10/30/2017	CJR	1
1,1,1-Trichloroethane	0.033 "J"	mg/kg	0.03	0.96	1	8260B		10/30/2017	CJR	1

Project Name ACME **Invoice #** E33787
Project # 12884

Lab Code 5033787V
Sample ID GP-8 2-4
Sample Matrix Soil
Sample Date 10/23/2017

	Result	Unit	LOD	LOQ	Dil	Method	Ext Date	Run Date	Analyst	Code
1,1,2-Trichloroethane	< 0.033	mg/kg	0.033	0.11	1	8260B		10/30/2017	CJR	1
Trichloroethene (TCE)	0.93	mg/kg	0.041	0.13	1	8260B		10/30/2017	CJR	1
Trichlorofluoromethane	< 0.041	mg/kg	0.041	0.13	1	8260B		10/30/2017	CJR	1
1,2,4-Trimethylbenzene	< 0.025	mg/kg	0.025	0.08	1	8260B		10/30/2017	CJR	1
1,3,5-Trimethylbenzene	< 0.032	mg/kg	0.032	0.1	1	8260B		10/30/2017	CJR	1
Vinyl Chloride	< 0.019	mg/kg	0.019	0.062	1	8260B		10/30/2017	CJR	1
m&p-Xylene	< 0.072	mg/kg	0.072	0.23	1	8260B		10/30/2017	CJR	1
o-Xylene	< 0.044	mg/kg	0.044	0.14	1	8260B		10/30/2017	CJR	1
SUR - Dibromofluoromethane	94	Rec %			1	8260B		10/30/2017	CJR	1
SUR - Toluene-d8	99	Rec %			1	8260B		10/30/2017	CJR	1
SUR - 1,2-Dichloroethane-d4	94	Rec %			1	8260B		10/30/2017	CJR	1
SUR - 4-Bromofluorobenzene	98	Rec %			1	8260B		10/30/2017	CJR	1

Project Name ACME **Invoice #** E33787
Project # 12884

Lab Code 5033787W
Sample ID GP-8 4-6
Sample Matrix Soil
Sample Date 10/23/2017

	Result	Unit	LOD	LOQ	Dil	Method	Ext Date	Run Date	Analyst	Code
General										
General										
Solids Percent	81.6	%			1	5021		10/26/2017	NJC	1
Organic										
VOC's										
Benzene	< 0.03	mg/kg	0.03	0.096	1	8260B		10/30/2017	CJR	1
Bromobenzene	< 0.025	mg/kg	0.025	0.081	1	8260B		10/30/2017	CJR	1
Bromodichloromethane	< 0.074	mg/kg	0.074	0.24	1	8260B		10/30/2017	CJR	1
Bromoform	< 0.029	mg/kg	0.029	0.092	1	8260B		10/30/2017	CJR	1
tert-Butylbenzene	< 0.026	mg/kg	0.026	0.084	1	8260B		10/30/2017	CJR	1
sec-Butylbenzene	< 0.033	mg/kg	0.033	0.1	1	8260B		10/30/2017	CJR	1
n-Butylbenzene	< 0.04	mg/kg	0.04	0.13	1	8260B		10/30/2017	CJR	1
Carbon Tetrachloride	< 0.016	mg/kg	0.016	0.053	1	8260B		10/30/2017	CJR	1
Chlorobenzene	< 0.013	mg/kg	0.013	0.04	1	8260B		10/30/2017	CJR	1
Chloroethane	< 0.091	mg/kg	0.091	0.29	1	8260B		10/30/2017	CJR	1
Chloroform	< 0.035	mg/kg	0.035	0.11	1	8260B		10/30/2017	CJR	1
Chloromethane	< 0.076	mg/kg	0.076	0.24	1	8260B		10/30/2017	CJR	1
2-Chlorotoluene	< 0.015	mg/kg	0.015	0.047	1	8260B		10/30/2017	CJR	1
4-Chlorotoluene	< 0.018	mg/kg	0.018	0.057	1	8260B		10/30/2017	CJR	1
1,2-Dibromo-3-chloropropane	< 0.058	mg/kg	0.058	0.18	1	8260B		10/30/2017	CJR	1
Dibromochloromethane	< 0.025	mg/kg	0.025	0.079	1	8260B		10/30/2017	CJR	1
1,4-Dichlorobenzene	< 0.037	mg/kg	0.037	0.12	1	8260B		10/30/2017	CJR	1
1,3-Dichlorobenzene	< 0.037	mg/kg	0.037	0.12	1	8260B		10/30/2017	CJR	1
1,2-Dichlorobenzene	< 0.028	mg/kg	0.028	0.088	1	8260B		10/30/2017	CJR	1
Dichlorodifluoromethane	< 0.048	mg/kg	0.048	0.15	1	8260B		10/30/2017	CJR	1
1,2-Dichloroethane	< 0.038	mg/kg	0.038	0.12	1	8260B		10/30/2017	CJR	1
1,1-Dichloroethane	< 0.034	mg/kg	0.034	0.11	1	8260B		10/30/2017	CJR	1
1,1-Dichloroethene	< 0.022	mg/kg	0.022	0.069	1	8260B		10/30/2017	CJR	1
cis-1,2-Dichloroethene	< 0.032	mg/kg	0.032	0.1	1	8260B		10/30/2017	CJR	1
trans-1,2-Dichloroethene	< 0.028	mg/kg	0.028	0.09	1	8260B		10/30/2017	CJR	1
1,2-Dichloropropane	< 0.035	mg/kg	0.035	0.11	1	8260B		10/30/2017	CJR	1
1,3-Dichloropropane	< 0.025	mg/kg	0.025	0.079	1	8260B		10/30/2017	CJR	1
trans-1,3-Dichloropropene	< 0.022	mg/kg	0.022	0.068	1	8260B		10/30/2017	CJR	1
cis-1,3-Dichloropropene	< 0.039	mg/kg	0.039	0.12	1	8260B		10/30/2017	CJR	1
Di-isopropyl ether	< 0.01	mg/kg	0.01	0.032	1	8260B		10/30/2017	CJR	1
EDB (1,2-Dibromoethane)	< 0.023	mg/kg	0.023	0.072	1	8260B		10/30/2017	CJR	1
Ethylbenzene	< 0.035	mg/kg	0.035	0.11	1	8260B		10/30/2017	CJR	1
Hexachlorobutadiene	< 0.085	mg/kg	0.085	0.27	1	8260B		10/30/2017	CJR	1
Isopropylbenzene	< 0.034	mg/kg	0.034	0.11	1	8260B		10/30/2017	CJR	1
p-Isopropyltoluene	< 0.029	mg/kg	0.029	0.093	1	8260B		10/30/2017	CJR	1
Methylene chloride	< 0.15	mg/kg	0.15	0.46	1	8260B		10/30/2017	CJR	1
Methyl tert-butyl ether (MTBE)	< 0.05	mg/kg	0.05	0.16	1	8260B		10/30/2017	CJR	1
Naphthalene	< 0.094	mg/kg	0.094	0.3	1	8260B		10/30/2017	CJR	1
n-Propylbenzene	< 0.033	mg/kg	0.033	0.1	1	8260B		10/30/2017	CJR	1
1,1,2,2-Tetrachloroethane	< 0.028	mg/kg	0.028	0.88	1	8260B		10/30/2017	CJR	1
1,1,1,2-Tetrachloroethane	< 0.028	mg/kg	0.028	0.09	1	8260B		10/30/2017	CJR	1
Tetrachloroethene	< 0.032	mg/kg	0.032	0.1	1	8260B		10/30/2017	CJR	1
Toluene	< 0.032	mg/kg	0.032	0.1	1	8260B		10/30/2017	CJR	1
1,2,4-Trichlorobenzene	< 0.064	mg/kg	0.064	0.2	1	8260B		10/30/2017	CJR	1
1,2,3-Trichlorobenzene	< 0.066	mg/kg	0.066	0.21	1	8260B		10/30/2017	CJR	1
1,1,1-Trichloroethane	< 0.03	mg/kg	0.03	0.96	1	8260B		10/30/2017	CJR	1

Project Name ACME **Invoice #** E33787
Project # 12884

Lab Code 5033787W
Sample ID GP-8 4-6
Sample Matrix Soil
Sample Date 10/23/2017

	Result	Unit	LOD	LOQ	Dil	Method	Ext Date	Run Date	Analyst	Code
1,1,2-Trichloroethane	< 0.033	mg/kg	0.033	0.11	1	8260B		10/30/2017	CJR	1
Trichloroethene (TCE)	0.21	mg/kg	0.041	0.13	1	8260B		10/30/2017	CJR	1
Trichlorofluoromethane	< 0.041	mg/kg	0.041	0.13	1	8260B		10/30/2017	CJR	1
1,2,4-Trimethylbenzene	< 0.025	mg/kg	0.025	0.08	1	8260B		10/30/2017	CJR	1
1,3,5-Trimethylbenzene	< 0.032	mg/kg	0.032	0.1	1	8260B		10/30/2017	CJR	1
Vinyl Chloride	< 0.019	mg/kg	0.019	0.062	1	8260B		10/30/2017	CJR	1
m&p-Xylene	< 0.072	mg/kg	0.072	0.23	1	8260B		10/30/2017	CJR	1
o-Xylene	< 0.044	mg/kg	0.044	0.14	1	8260B		10/30/2017	CJR	1
SUR - 1,2-Dichloroethane-d4	107	Rec %			1	8260B		10/30/2017	CJR	1
SUR - 4-Bromofluorobenzene	98	Rec %			1	8260B		10/30/2017	CJR	1
SUR - Dibromofluoromethane	99	Rec %			1	8260B		10/30/2017	CJR	1
SUR - Toluene-d8	97	Rec %			1	8260B		10/30/2017	CJR	1

Project Name ACME **Invoice #** E33787
Project # 12884

Lab Code 5033787X
Sample ID GP-8 8-10
Sample Matrix Soil
Sample Date 10/23/2017

	Result	Unit	LOD	LOQ	Dil	Method	Ext Date	Run Date	Analyst	Code
General										
General										
Solids Percent	84.7	%			1	5021		10/26/2017	NJC	1
Organic										
VOC's										
Benzene	< 0.03	mg/kg	0.03	0.096	1	8260B		10/30/2017	CJR	1
Bromobenzene	< 0.025	mg/kg	0.025	0.081	1	8260B		10/30/2017	CJR	1
Bromodichloromethane	< 0.074	mg/kg	0.074	0.24	1	8260B		10/30/2017	CJR	1
Bromoform	< 0.029	mg/kg	0.029	0.092	1	8260B		10/30/2017	CJR	1
tert-Butylbenzene	< 0.026	mg/kg	0.026	0.084	1	8260B		10/30/2017	CJR	1
sec-Butylbenzene	< 0.033	mg/kg	0.033	0.1	1	8260B		10/30/2017	CJR	1
n-Butylbenzene	< 0.04	mg/kg	0.04	0.13	1	8260B		10/30/2017	CJR	1
Carbon Tetrachloride	< 0.016	mg/kg	0.016	0.053	1	8260B		10/30/2017	CJR	1
Chlorobenzene	< 0.013	mg/kg	0.013	0.04	1	8260B		10/30/2017	CJR	1
Chloroethane	< 0.091	mg/kg	0.091	0.29	1	8260B		10/30/2017	CJR	1
Chloroform	< 0.035	mg/kg	0.035	0.11	1	8260B		10/30/2017	CJR	1
Chloromethane	< 0.076	mg/kg	0.076	0.24	1	8260B		10/30/2017	CJR	1
2-Chlorotoluene	< 0.015	mg/kg	0.015	0.047	1	8260B		10/30/2017	CJR	1
4-Chlorotoluene	< 0.018	mg/kg	0.018	0.057	1	8260B		10/30/2017	CJR	1
1,2-Dibromo-3-chloropropane	< 0.058	mg/kg	0.058	0.18	1	8260B		10/30/2017	CJR	1
Dibromochloromethane	< 0.025	mg/kg	0.025	0.079	1	8260B		10/30/2017	CJR	1
1,4-Dichlorobenzene	< 0.037	mg/kg	0.037	0.12	1	8260B		10/30/2017	CJR	1
1,3-Dichlorobenzene	< 0.037	mg/kg	0.037	0.12	1	8260B		10/30/2017	CJR	1
1,2-Dichlorobenzene	< 0.028	mg/kg	0.028	0.088	1	8260B		10/30/2017	CJR	1
Dichlorodifluoromethane	< 0.048	mg/kg	0.048	0.15	1	8260B		10/30/2017	CJR	1
1,2-Dichloroethane	< 0.038	mg/kg	0.038	0.12	1	8260B		10/30/2017	CJR	1
1,1-Dichloroethane	< 0.034	mg/kg	0.034	0.11	1	8260B		10/30/2017	CJR	1
1,1-Dichloroethene	< 0.022	mg/kg	0.022	0.069	1	8260B		10/30/2017	CJR	1
cis-1,2-Dichloroethene	< 0.032	mg/kg	0.032	0.1	1	8260B		10/30/2017	CJR	1
trans-1,2-Dichloroethene	< 0.028	mg/kg	0.028	0.09	1	8260B		10/30/2017	CJR	1
1,2-Dichloropropane	< 0.035	mg/kg	0.035	0.11	1	8260B		10/30/2017	CJR	1
1,3-Dichloropropane	< 0.025	mg/kg	0.025	0.079	1	8260B		10/30/2017	CJR	1
trans-1,3-Dichloropropene	< 0.022	mg/kg	0.022	0.068	1	8260B		10/30/2017	CJR	1
cis-1,3-Dichloropropene	< 0.039	mg/kg	0.039	0.12	1	8260B		10/30/2017	CJR	1
Di-isopropyl ether	< 0.01	mg/kg	0.01	0.032	1	8260B		10/30/2017	CJR	1
EDB (1,2-Dibromoethane)	< 0.023	mg/kg	0.023	0.072	1	8260B		10/30/2017	CJR	1
Ethylbenzene	< 0.035	mg/kg	0.035	0.11	1	8260B		10/30/2017	CJR	1
Hexachlorobutadiene	< 0.085	mg/kg	0.085	0.27	1	8260B		10/30/2017	CJR	1
Isopropylbenzene	< 0.034	mg/kg	0.034	0.11	1	8260B		10/30/2017	CJR	1
p-Isopropyltoluene	< 0.029	mg/kg	0.029	0.093	1	8260B		10/30/2017	CJR	1
Methylene chloride	< 0.15	mg/kg	0.15	0.46	1	8260B		10/30/2017	CJR	1
Methyl tert-butyl ether (MTBE)	< 0.05	mg/kg	0.05	0.16	1	8260B		10/30/2017	CJR	1
Naphthalene	< 0.094	mg/kg	0.094	0.3	1	8260B		10/30/2017	CJR	1
n-Propylbenzene	< 0.033	mg/kg	0.033	0.1	1	8260B		10/30/2017	CJR	1
1,1,2,2-Tetrachloroethane	< 0.028	mg/kg	0.028	0.88	1	8260B		10/30/2017	CJR	1
1,1,1,2-Tetrachloroethane	< 0.028	mg/kg	0.028	0.09	1	8260B		10/30/2017	CJR	1
Tetrachloroethene	< 0.032	mg/kg	0.032	0.1	1	8260B		10/30/2017	CJR	1
Toluene	< 0.032	mg/kg	0.032	0.1	1	8260B		10/30/2017	CJR	1
1,2,4-Trichlorobenzene	< 0.064	mg/kg	0.064	0.2	1	8260B		10/30/2017	CJR	1
1,2,3-Trichlorobenzene	< 0.066	mg/kg	0.066	0.21	1	8260B		10/30/2017	CJR	1
1,1,1-Trichloroethane	< 0.03	mg/kg	0.03	0.96	1	8260B		10/30/2017	CJR	1

Project Name ACME **Invoice #** E33787
Project # 12884

Lab Code 5033787X
Sample ID GP-8 8-10
Sample Matrix Soil
Sample Date 10/23/2017

	Result	Unit	LOD	LOQ	Dil	Method	Ext Date	Run Date	Analyst	Code
1,1,2-Trichloroethane	< 0.033	mg/kg	0.033	0.11	1	8260B		10/30/2017	CJR	1
Trichloroethene (TCE)	< 0.041	mg/kg	0.041	0.13	1	8260B		10/30/2017	CJR	1
Trichlorofluoromethane	< 0.041	mg/kg	0.041	0.13	1	8260B		10/30/2017	CJR	1
1,2,4-Trimethylbenzene	< 0.025	mg/kg	0.025	0.08	1	8260B		10/30/2017	CJR	1
1,3,5-Trimethylbenzene	< 0.032	mg/kg	0.032	0.1	1	8260B		10/30/2017	CJR	1
Vinyl Chloride	< 0.019	mg/kg	0.019	0.062	1	8260B		10/30/2017	CJR	1
m&p-Xylene	< 0.072	mg/kg	0.072	0.23	1	8260B		10/30/2017	CJR	1
o-Xylene	< 0.044	mg/kg	0.044	0.14	1	8260B		10/30/2017	CJR	1
SUR - 1,2-Dichloroethane-d4	104	Rec %			1	8260B		10/30/2017	CJR	1
SUR - 4-Bromofluorobenzene	98	Rec %			1	8260B		10/30/2017	CJR	1
SUR - Dibromofluoromethane	101	Rec %			1	8260B		10/30/2017	CJR	1
SUR - Toluene-d8	95	Rec %			1	8260B		10/30/2017	CJR	1

Project Name ACME **Invoice #** E33787
Project # 12884

Lab Code 5033787Y
Sample ID GP-9 2-4
Sample Matrix Soil
Sample Date 10/23/2017

	Result	Unit	LOD	LOQ	Dil	Method	Ext Date	Run Date	Analyst	Code
General										
General										
Solids Percent	87.4	%			1	5021		10/26/2017	NJC	1
Organic										
VOC's										
Benzene	< 0.03	mg/kg	0.03	0.096	1	8260B		10/30/2017	CJR	1
Bromobenzene	< 0.025	mg/kg	0.025	0.081	1	8260B		10/30/2017	CJR	1
Bromodichloromethane	< 0.074	mg/kg	0.074	0.24	1	8260B		10/30/2017	CJR	1
Bromoform	< 0.029	mg/kg	0.029	0.092	1	8260B		10/30/2017	CJR	1
tert-Butylbenzene	< 0.026	mg/kg	0.026	0.084	1	8260B		10/30/2017	CJR	1
sec-Butylbenzene	< 0.033	mg/kg	0.033	0.1	1	8260B		10/30/2017	CJR	1
n-Butylbenzene	< 0.04	mg/kg	0.04	0.13	1	8260B		10/30/2017	CJR	1
Carbon Tetrachloride	< 0.016	mg/kg	0.016	0.053	1	8260B		10/30/2017	CJR	1
Chlorobenzene	< 0.013	mg/kg	0.013	0.04	1	8260B		10/30/2017	CJR	1
Chloroethane	< 0.091	mg/kg	0.091	0.29	1	8260B		10/30/2017	CJR	1
Chloroform	< 0.035	mg/kg	0.035	0.11	1	8260B		10/30/2017	CJR	1
Chloromethane	< 0.076	mg/kg	0.076	0.24	1	8260B		10/30/2017	CJR	1
2-Chlorotoluene	< 0.015	mg/kg	0.015	0.047	1	8260B		10/30/2017	CJR	1
4-Chlorotoluene	< 0.018	mg/kg	0.018	0.057	1	8260B		10/30/2017	CJR	1
1,2-Dibromo-3-chloropropane	< 0.058	mg/kg	0.058	0.18	1	8260B		10/30/2017	CJR	1
Dibromochloromethane	< 0.025	mg/kg	0.025	0.079	1	8260B		10/30/2017	CJR	1
1,4-Dichlorobenzene	< 0.037	mg/kg	0.037	0.12	1	8260B		10/30/2017	CJR	1
1,3-Dichlorobenzene	< 0.037	mg/kg	0.037	0.12	1	8260B		10/30/2017	CJR	1
1,2-Dichlorobenzene	< 0.028	mg/kg	0.028	0.088	1	8260B		10/30/2017	CJR	1
Dichlorodifluoromethane	< 0.048	mg/kg	0.048	0.15	1	8260B		10/30/2017	CJR	1
1,2-Dichloroethane	< 0.038	mg/kg	0.038	0.12	1	8260B		10/30/2017	CJR	1
1,1-Dichloroethane	< 0.034	mg/kg	0.034	0.11	1	8260B		10/30/2017	CJR	1
1,1-Dichloroethene	< 0.022	mg/kg	0.022	0.069	1	8260B		10/30/2017	CJR	1
cis-1,2-Dichloroethene	< 0.032	mg/kg	0.032	0.1	1	8260B		10/30/2017	CJR	1
trans-1,2-Dichloroethene	< 0.028	mg/kg	0.028	0.09	1	8260B		10/30/2017	CJR	1
1,2-Dichloropropane	< 0.035	mg/kg	0.035	0.11	1	8260B		10/30/2017	CJR	1
1,3-Dichloropropane	< 0.025	mg/kg	0.025	0.079	1	8260B		10/30/2017	CJR	1
trans-1,3-Dichloropropene	< 0.022	mg/kg	0.022	0.068	1	8260B		10/30/2017	CJR	1
cis-1,3-Dichloropropene	< 0.039	mg/kg	0.039	0.12	1	8260B		10/30/2017	CJR	1
Di-isopropyl ether	< 0.01	mg/kg	0.01	0.032	1	8260B		10/30/2017	CJR	1
EDB (1,2-Dibromoethane)	< 0.023	mg/kg	0.023	0.072	1	8260B		10/30/2017	CJR	1
Ethylbenzene	< 0.035	mg/kg	0.035	0.11	1	8260B		10/30/2017	CJR	1
Hexachlorobutadiene	< 0.085	mg/kg	0.085	0.27	1	8260B		10/30/2017	CJR	1
Isopropylbenzene	< 0.034	mg/kg	0.034	0.11	1	8260B		10/30/2017	CJR	1
p-Isopropyltoluene	< 0.029	mg/kg	0.029	0.093	1	8260B		10/30/2017	CJR	1
Methylene chloride	< 0.15	mg/kg	0.15	0.46	1	8260B		10/30/2017	CJR	1
Methyl tert-butyl ether (MTBE)	< 0.05	mg/kg	0.05	0.16	1	8260B		10/30/2017	CJR	1
Naphthalene	< 0.094	mg/kg	0.094	0.3	1	8260B		10/30/2017	CJR	1
n-Propylbenzene	< 0.033	mg/kg	0.033	0.1	1	8260B		10/30/2017	CJR	1
1,1,2,2-Tetrachloroethane	< 0.028	mg/kg	0.028	0.88	1	8260B		10/30/2017	CJR	1
1,1,1,2-Tetrachloroethane	< 0.028	mg/kg	0.028	0.09	1	8260B		10/30/2017	CJR	1
Tetrachloroethene	0.185	mg/kg	0.032	0.1	1	8260B		10/30/2017	CJR	1
Toluene	< 0.032	mg/kg	0.032	0.1	1	8260B		10/30/2017	CJR	1
1,2,4-Trichlorobenzene	< 0.064	mg/kg	0.064	0.2	1	8260B		10/30/2017	CJR	1
1,2,3-Trichlorobenzene	< 0.066	mg/kg	0.066	0.21	1	8260B		10/30/2017	CJR	1
1,1,1-Trichloroethane	0.216 "J"	mg/kg	0.03	0.96	1	8260B		10/30/2017	CJR	1

Project Name ACME **Invoice #** E33787
Project # 12884

Lab Code 5033787Y
Sample ID GP-9 2-4
Sample Matrix Soil
Sample Date 10/23/2017

	Result	Unit	LOD	LOQ	Dil	Method	Ext Date	Run Date	Analyst	Code
1,1,2-Trichloroethane	< 0.033	mg/kg	0.033	0.11	1	8260B		10/30/2017	CJR	1
Trichloroethene (TCE)	1.75	mg/kg	0.041	0.13	1	8260B		10/30/2017	CJR	1
Trichlorofluoromethane	< 0.041	mg/kg	0.041	0.13	1	8260B		10/30/2017	CJR	1
1,2,4-Trimethylbenzene	< 0.025	mg/kg	0.025	0.08	1	8260B		10/30/2017	CJR	1
1,3,5-Trimethylbenzene	< 0.032	mg/kg	0.032	0.1	1	8260B		10/30/2017	CJR	1
Vinyl Chloride	< 0.019	mg/kg	0.019	0.062	1	8260B		10/30/2017	CJR	1
m&p-Xylene	< 0.072	mg/kg	0.072	0.23	1	8260B		10/30/2017	CJR	1
o-Xylene	< 0.044	mg/kg	0.044	0.14	1	8260B		10/30/2017	CJR	1
SUR - Toluene-d8	96	Rec %			1	8260B		10/30/2017	CJR	1
SUR - Dibromofluoromethane	98	Rec %			1	8260B		10/30/2017	CJR	1
SUR - 1,2-Dichloroethane-d4	109	Rec %			1	8260B		10/30/2017	CJR	1
SUR - 4-Bromofluorobenzene	104	Rec %			1	8260B		10/30/2017	CJR	1

Project Name ACME **Invoice #** E33787
Project # 12884

Lab Code 5033787Z
Sample ID GP-9 8-10
Sample Matrix Soil
Sample Date 10/23/2017

	Result	Unit	LOD	LOQ	Dil	Method	Ext Date	Run Date	Analyst	Code
General										
General										
Solids Percent	88.9	%			1	5021		10/26/2017	NJC	1
Organic										
VOC's										
Benzene	< 0.03	mg/kg	0.03	0.096	1	8260B		11/2/2017	CJR	1
Bromobenzene	< 0.025	mg/kg	0.025	0.081	1	8260B		11/2/2017	CJR	1
Bromodichloromethane	< 0.074	mg/kg	0.074	0.24	1	8260B		11/2/2017	CJR	1
Bromoform	< 0.029	mg/kg	0.029	0.092	1	8260B		11/2/2017	CJR	1
tert-Butylbenzene	< 0.026	mg/kg	0.026	0.084	1	8260B		11/2/2017	CJR	1
sec-Butylbenzene	0.158	mg/kg	0.033	0.1	1	8260B		11/2/2017	CJR	1
n-Butylbenzene	0.33	mg/kg	0.04	0.13	1	8260B		11/2/2017	CJR	1
Carbon Tetrachloride	< 0.016	mg/kg	0.016	0.053	1	8260B		11/2/2017	CJR	1
Chlorobenzene	< 0.013	mg/kg	0.013	0.04	1	8260B		11/2/2017	CJR	1
Chloroethane	< 0.091	mg/kg	0.091	0.29	1	8260B		11/2/2017	CJR	1
Chloroform	< 0.035	mg/kg	0.035	0.11	1	8260B		11/2/2017	CJR	1
Chloromethane	< 0.076	mg/kg	0.076	0.24	1	8260B		11/2/2017	CJR	1
2-Chlorotoluene	< 0.015	mg/kg	0.015	0.047	1	8260B		11/2/2017	CJR	1
4-Chlorotoluene	< 0.018	mg/kg	0.018	0.057	1	8260B		11/2/2017	CJR	1
1,2-Dibromo-3-chloropropane	< 0.058	mg/kg	0.058	0.18	1	8260B		11/2/2017	CJR	1
Dibromochloromethane	< 0.025	mg/kg	0.025	0.079	1	8260B		11/2/2017	CJR	1
1,4-Dichlorobenzene	< 0.037	mg/kg	0.037	0.12	1	8260B		11/2/2017	CJR	1
1,3-Dichlorobenzene	< 0.037	mg/kg	0.037	0.12	1	8260B		11/2/2017	CJR	1
1,2-Dichlorobenzene	< 0.028	mg/kg	0.028	0.088	1	8260B		11/2/2017	CJR	1
Dichlorodifluoromethane	< 0.048	mg/kg	0.048	0.15	1	8260B		11/2/2017	CJR	1
1,2-Dichloroethane	< 0.038	mg/kg	0.038	0.12	1	8260B		11/2/2017	CJR	1
1,1-Dichloroethane	< 0.034	mg/kg	0.034	0.11	1	8260B		11/2/2017	CJR	1
1,1-Dichloroethene	< 0.022	mg/kg	0.022	0.069	1	8260B		11/2/2017	CJR	1
cis-1,2-Dichloroethene	< 0.032	mg/kg	0.032	0.1	1	8260B		11/2/2017	CJR	1
trans-1,2-Dichloroethene	< 0.028	mg/kg	0.028	0.09	1	8260B		11/2/2017	CJR	1
1,2-Dichloropropane	< 0.035	mg/kg	0.035	0.11	1	8260B		11/2/2017	CJR	1
1,3-Dichloropropane	< 0.025	mg/kg	0.025	0.079	1	8260B		11/2/2017	CJR	1
trans-1,3-Dichloropropene	< 0.022	mg/kg	0.022	0.068	1	8260B		11/2/2017	CJR	1
cis-1,3-Dichloropropene	< 0.039	mg/kg	0.039	0.12	1	8260B		11/2/2017	CJR	1
Di-isopropyl ether	< 0.01	mg/kg	0.01	0.032	1	8260B		11/2/2017	CJR	1
EDB (1,2-Dibromoethane)	< 0.023	mg/kg	0.023	0.072	1	8260B		11/2/2017	CJR	1
Ethylbenzene	< 0.035	mg/kg	0.035	0.11	1	8260B		11/2/2017	CJR	1
Hexachlorobutadiene	< 0.085	mg/kg	0.085	0.27	1	8260B		11/2/2017	CJR	1
Isopropylbenzene	0.036 "J"	mg/kg	0.034	0.11	1	8260B		11/2/2017	CJR	1
p-Isopropyltoluene	< 0.029	mg/kg	0.029	0.093	1	8260B		11/2/2017	CJR	1
Methylene chloride	< 0.15	mg/kg	0.15	0.46	1	8260B		11/2/2017	CJR	1
Methyl tert-butyl ether (MTBE)	< 0.05	mg/kg	0.05	0.16	1	8260B		11/2/2017	CJR	1
Naphthalene	0.302	mg/kg	0.094	0.3	1	8260B		11/2/2017	CJR	1
n-Propylbenzene	< 0.033	mg/kg	0.033	0.1	1	8260B		11/2/2017	CJR	1
1,1,2,2-Tetrachloroethane	< 0.028	mg/kg	0.028	0.88	1	8260B		11/2/2017	CJR	1
1,1,1,2-Tetrachloroethane	< 0.028	mg/kg	0.028	0.09	1	8260B		11/2/2017	CJR	1
Tetrachloroethene	< 0.032	mg/kg	0.032	0.1	1	8260B		11/2/2017	CJR	1
Toluene	< 0.032	mg/kg	0.032	0.1	1	8260B		11/2/2017	CJR	1
1,2,4-Trichlorobenzene	< 0.064	mg/kg	0.064	0.2	1	8260B		11/2/2017	CJR	1
1,2,3-Trichlorobenzene	< 0.066	mg/kg	0.066	0.21	1	8260B		11/2/2017	CJR	1
1,1,1-Trichloroethane	< 0.03	mg/kg	0.03	0.96	1	8260B		11/2/2017	CJR	1

Project Name ACME **Invoice #** E33787
Project # 12884

Lab Code 5033787Z
Sample ID GP-9 8-10
Sample Matrix Soil
Sample Date 10/23/2017

	Result	Unit	LOD	LOQ	Dil	Method	Ext Date	Run Date	Analyst	Code
1,1,2-Trichloroethane	< 0.033	mg/kg	0.033	0.11	1	8260B		11/2/2017	CJR	1
Trichloroethene (TCE)	< 0.041	mg/kg	0.041	0.13	1	8260B		11/2/2017	CJR	1
Trichlorofluoromethane	< 0.041	mg/kg	0.041	0.13	1	8260B		11/2/2017	CJR	1
1,2,4-Trimethylbenzene	< 0.025	mg/kg	0.025	0.08	1	8260B		11/2/2017	CJR	1
1,3,5-Trimethylbenzene	< 0.032	mg/kg	0.032	0.1	1	8260B		11/2/2017	CJR	1
Vinyl Chloride	< 0.019	mg/kg	0.019	0.062	1	8260B		11/2/2017	CJR	1
m&p-Xylene	< 0.072	mg/kg	0.072	0.23	1	8260B		11/2/2017	CJR	1
o-Xylene	< 0.044	mg/kg	0.044	0.14	1	8260B		11/2/2017	CJR	1
SUR - 1,2-Dichloroethane-d4	92	Rec %			1	8260B		11/2/2017	CJR	1
SUR - 4-Bromofluorobenzene	101	Rec %			1	8260B		11/2/2017	CJR	1
SUR - Dibromofluoromethane	89	Rec %			1	8260B		11/2/2017	CJR	1
SUR - Toluene-d8	96	Rec %			1	8260B		11/2/2017	CJR	1

Project Name ACME **Invoice #** E33787
Project # 12884

Lab Code 533787AA
Sample ID GP-9 12-14
Sample Matrix Soil
Sample Date 10/23/2017

	Result	Unit	LOD	LOQ	Dil	Method	Ext Date	Run Date	Analyst	Code
General										
General										
Solids Percent	87.8	%			1	5021		10/26/2017	NJC	1
Organic										
VOC's										
Benzene	< 0.03	mg/kg	0.03	0.096	1	8260B		10/30/2017	CJR	1
Bromobenzene	< 0.025	mg/kg	0.025	0.081	1	8260B		10/30/2017	CJR	1
Bromodichloromethane	< 0.074	mg/kg	0.074	0.24	1	8260B		10/30/2017	CJR	1
Bromoform	< 0.029	mg/kg	0.029	0.092	1	8260B		10/30/2017	CJR	1
tert-Butylbenzene	< 0.026	mg/kg	0.026	0.084	1	8260B		10/30/2017	CJR	1
sec-Butylbenzene	< 0.033	mg/kg	0.033	0.1	1	8260B		10/30/2017	CJR	1
n-Butylbenzene	< 0.04	mg/kg	0.04	0.13	1	8260B		10/30/2017	CJR	1
Carbon Tetrachloride	< 0.016	mg/kg	0.016	0.053	1	8260B		10/30/2017	CJR	1
Chlorobenzene	< 0.013	mg/kg	0.013	0.04	1	8260B		10/30/2017	CJR	1
Chloroethane	< 0.091	mg/kg	0.091	0.29	1	8260B		10/30/2017	CJR	1
Chloroform	< 0.035	mg/kg	0.035	0.11	1	8260B		10/30/2017	CJR	1
Chloromethane	< 0.076	mg/kg	0.076	0.24	1	8260B		10/30/2017	CJR	1
2-Chlorotoluene	< 0.015	mg/kg	0.015	0.047	1	8260B		10/30/2017	CJR	1
4-Chlorotoluene	< 0.018	mg/kg	0.018	0.057	1	8260B		10/30/2017	CJR	1
1,2-Dibromo-3-chloropropane	< 0.058	mg/kg	0.058	0.18	1	8260B		10/30/2017	CJR	1
Dibromochloromethane	< 0.025	mg/kg	0.025	0.079	1	8260B		10/30/2017	CJR	1
1,4-Dichlorobenzene	< 0.037	mg/kg	0.037	0.12	1	8260B		10/30/2017	CJR	1
1,3-Dichlorobenzene	< 0.037	mg/kg	0.037	0.12	1	8260B		10/30/2017	CJR	1
1,2-Dichlorobenzene	< 0.028	mg/kg	0.028	0.088	1	8260B		10/30/2017	CJR	1
Dichlorodifluoromethane	< 0.048	mg/kg	0.048	0.15	1	8260B		10/30/2017	CJR	1
1,2-Dichloroethane	< 0.038	mg/kg	0.038	0.12	1	8260B		10/30/2017	CJR	1
1,1-Dichloroethane	< 0.034	mg/kg	0.034	0.11	1	8260B		10/30/2017	CJR	1
1,1-Dichloroethene	< 0.022	mg/kg	0.022	0.069	1	8260B		10/30/2017	CJR	1
cis-1,2-Dichloroethene	< 0.032	mg/kg	0.032	0.1	1	8260B		10/30/2017	CJR	1
trans-1,2-Dichloroethene	< 0.028	mg/kg	0.028	0.09	1	8260B		10/30/2017	CJR	1
1,2-Dichloropropane	< 0.035	mg/kg	0.035	0.11	1	8260B		10/30/2017	CJR	1
1,3-Dichloropropane	< 0.025	mg/kg	0.025	0.079	1	8260B		10/30/2017	CJR	1
trans-1,3-Dichloropropene	< 0.022	mg/kg	0.022	0.068	1	8260B		10/30/2017	CJR	1
cis-1,3-Dichloropropene	< 0.039	mg/kg	0.039	0.12	1	8260B		10/30/2017	CJR	1
Di-isopropyl ether	< 0.01	mg/kg	0.01	0.032	1	8260B		10/30/2017	CJR	1
EDB (1,2-Dibromoethane)	< 0.023	mg/kg	0.023	0.072	1	8260B		10/30/2017	CJR	1
Ethylbenzene	< 0.035	mg/kg	0.035	0.11	1	8260B		10/30/2017	CJR	1
Hexachlorobutadiene	< 0.085	mg/kg	0.085	0.27	1	8260B		10/30/2017	CJR	1
Isopropylbenzene	< 0.034	mg/kg	0.034	0.11	1	8260B		10/30/2017	CJR	1
p-Isopropyltoluene	< 0.029	mg/kg	0.029	0.093	1	8260B		10/30/2017	CJR	1
Methylene chloride	< 0.15	mg/kg	0.15	0.46	1	8260B		10/30/2017	CJR	1
Methyl tert-butyl ether (MTBE)	< 0.05	mg/kg	0.05	0.16	1	8260B		10/30/2017	CJR	1
Naphthalene	< 0.094	mg/kg	0.094	0.3	1	8260B		10/30/2017	CJR	1
n-Propylbenzene	< 0.033	mg/kg	0.033	0.1	1	8260B		10/30/2017	CJR	1
1,1,2,2-Tetrachloroethane	< 0.028	mg/kg	0.028	0.88	1	8260B		10/30/2017	CJR	1
1,1,1,2-Tetrachloroethane	< 0.028	mg/kg	0.028	0.09	1	8260B		10/30/2017	CJR	1
Tetrachloroethene	< 0.032	mg/kg	0.032	0.1	1	8260B		10/30/2017	CJR	1
Toluene	< 0.032	mg/kg	0.032	0.1	1	8260B		10/30/2017	CJR	1
1,2,4-Trichlorobenzene	< 0.064	mg/kg	0.064	0.2	1	8260B		10/30/2017	CJR	1
1,2,3-Trichlorobenzene	< 0.066	mg/kg	0.066	0.21	1	8260B		10/30/2017	CJR	1
1,1,1-Trichloroethane	< 0.03	mg/kg	0.03	0.96	1	8260B		10/30/2017	CJR	1

Project Name ACME **Invoice #** E33787
Project # 12884

Lab Code 533787AA
Sample ID GP-9 12-14
Sample Matrix Soil
Sample Date 10/23/2017

	Result	Unit	LOD	LOQ	Dil	Method	Ext Date	Run Date	Analyst	Code
1,1,2-Trichloroethane	< 0.033	mg/kg	0.033	0.11	1	8260B		10/30/2017	CJR	1
Trichloroethene (TCE)	< 0.041	mg/kg	0.041	0.13	1	8260B		10/30/2017	CJR	1
Trichlorofluoromethane	< 0.041	mg/kg	0.041	0.13	1	8260B		10/30/2017	CJR	1
1,2,4-Trimethylbenzene	< 0.025	mg/kg	0.025	0.08	1	8260B		10/30/2017	CJR	1
1,3,5-Trimethylbenzene	< 0.032	mg/kg	0.032	0.1	1	8260B		10/30/2017	CJR	1
Vinyl Chloride	< 0.019	mg/kg	0.019	0.062	1	8260B		10/30/2017	CJR	1
m&p-Xylene	< 0.072	mg/kg	0.072	0.23	1	8260B		10/30/2017	CJR	1
o-Xylene	< 0.044	mg/kg	0.044	0.14	1	8260B		10/30/2017	CJR	1
SUR - 4-Bromofluorobenzene	103	Rec %			1	8260B		10/30/2017	CJR	1
SUR - Dibromofluoromethane	92	Rec %			1	8260B		10/30/2017	CJR	1
SUR - Toluene-d8	101	Rec %			1	8260B		10/30/2017	CJR	1
SUR - 1,2-Dichloroethane-d4	103	Rec %			1	8260B		10/30/2017	CJR	1

Project Name ACME **Invoice #** E33787
Project # 12884

Lab Code 533787BB
Sample ID GP-11 1-3
Sample Matrix Soil
Sample Date 10/23/2017

	Result	Unit	LOD	LOQ	Dil	Method	Ext Date	Run Date	Analyst	Code
General										
General										
Solids Percent	91.0	%			1	5021		10/26/2017	NJC	1
Organic										
VOC's										
Benzene	< 0.03	mg/kg	0.03	0.096	1	8260B		11/1/2017	CJR	1
Bromobenzene	< 0.025	mg/kg	0.025	0.081	1	8260B		11/1/2017	CJR	1
Bromodichloromethane	< 0.074	mg/kg	0.074	0.24	1	8260B		11/1/2017	CJR	1
Bromoform	< 0.029	mg/kg	0.029	0.092	1	8260B		11/1/2017	CJR	1
tert-Butylbenzene	< 0.026	mg/kg	0.026	0.084	1	8260B		11/1/2017	CJR	1
sec-Butylbenzene	< 0.033	mg/kg	0.033	0.1	1	8260B		11/1/2017	CJR	1
n-Butylbenzene	< 0.04	mg/kg	0.04	0.13	1	8260B		11/1/2017	CJR	1
Carbon Tetrachloride	< 0.016	mg/kg	0.016	0.053	1	8260B		11/1/2017	CJR	1
Chlorobenzene	< 0.013	mg/kg	0.013	0.04	1	8260B		11/1/2017	CJR	1
Chloroethane	< 0.091	mg/kg	0.091	0.29	1	8260B		11/1/2017	CJR	1
Chloroform	< 0.035	mg/kg	0.035	0.11	1	8260B		11/1/2017	CJR	1
Chloromethane	< 0.076	mg/kg	0.076	0.24	1	8260B		11/1/2017	CJR	1
2-Chlorotoluene	< 0.015	mg/kg	0.015	0.047	1	8260B		11/1/2017	CJR	1
4-Chlorotoluene	< 0.018	mg/kg	0.018	0.057	1	8260B		11/1/2017	CJR	1
1,2-Dibromo-3-chloropropane	< 0.058	mg/kg	0.058	0.18	1	8260B		11/1/2017	CJR	1
Dibromochloromethane	< 0.025	mg/kg	0.025	0.079	1	8260B		11/1/2017	CJR	1
1,4-Dichlorobenzene	< 0.037	mg/kg	0.037	0.12	1	8260B		11/1/2017	CJR	1
1,3-Dichlorobenzene	< 0.037	mg/kg	0.037	0.12	1	8260B		11/1/2017	CJR	1
1,2-Dichlorobenzene	< 0.028	mg/kg	0.028	0.088	1	8260B		11/1/2017	CJR	1
Dichlorodifluoromethane	< 0.048	mg/kg	0.048	0.15	1	8260B		11/1/2017	CJR	1
1,2-Dichloroethane	< 0.038	mg/kg	0.038	0.12	1	8260B		11/1/2017	CJR	1
1,1-Dichloroethane	0.094 "J"	mg/kg	0.034	0.11	1	8260B		11/1/2017	CJR	1
1,1-Dichloroethene	< 0.022	mg/kg	0.022	0.069	1	8260B		11/1/2017	CJR	1
cis-1,2-Dichloroethene	< 0.032	mg/kg	0.032	0.1	1	8260B		11/1/2017	CJR	1
trans-1,2-Dichloroethene	< 0.028	mg/kg	0.028	0.09	1	8260B		11/1/2017	CJR	1
1,2-Dichloropropane	< 0.035	mg/kg	0.035	0.11	1	8260B		11/1/2017	CJR	1
1,3-Dichloropropane	< 0.025	mg/kg	0.025	0.079	1	8260B		11/1/2017	CJR	1
trans-1,3-Dichloropropene	< 0.022	mg/kg	0.022	0.068	1	8260B		11/1/2017	CJR	1
cis-1,3-Dichloropropene	< 0.039	mg/kg	0.039	0.12	1	8260B		11/1/2017	CJR	1
Di-isopropyl ether	< 0.01	mg/kg	0.01	0.032	1	8260B		11/1/2017	CJR	1
EDB (1,2-Dibromoethane)	< 0.023	mg/kg	0.023	0.072	1	8260B		11/1/2017	CJR	1
Ethylbenzene	< 0.035	mg/kg	0.035	0.11	1	8260B		11/1/2017	CJR	1
Hexachlorobutadiene	< 0.085	mg/kg	0.085	0.27	1	8260B		11/1/2017	CJR	1
Isopropylbenzene	< 0.034	mg/kg	0.034	0.11	1	8260B		11/1/2017	CJR	1
p-Isopropyltoluene	< 0.029	mg/kg	0.029	0.093	1	8260B		11/1/2017	CJR	1
Methylene chloride	< 0.15	mg/kg	0.15	0.46	1	8260B		11/1/2017	CJR	1
Methyl tert-butyl ether (MTBE)	< 0.05	mg/kg	0.05	0.16	1	8260B		11/1/2017	CJR	1
Naphthalene	< 0.094	mg/kg	0.094	0.3	1	8260B		11/1/2017	CJR	1
n-Propylbenzene	< 0.033	mg/kg	0.033	0.1	1	8260B		11/1/2017	CJR	1
1,1,2,2-Tetrachloroethane	< 0.028	mg/kg	0.028	0.88	1	8260B		11/1/2017	CJR	1
1,1,1,2-Tetrachloroethane	< 0.028	mg/kg	0.028	0.09	1	8260B		11/1/2017	CJR	1
Tetrachloroethene	0.42	mg/kg	0.032	0.1	1	8260B		11/1/2017	CJR	1
Toluene	< 0.032	mg/kg	0.032	0.1	1	8260B		11/1/2017	CJR	1
1,2,4-Trichlorobenzene	< 0.064	mg/kg	0.064	0.2	1	8260B		11/1/2017	CJR	1
1,2,3-Trichlorobenzene	< 0.066	mg/kg	0.066	0.21	1	8260B		11/1/2017	CJR	1
1,1,1-Trichloroethane	0.47 "J"	mg/kg	0.03	0.96	1	8260B		11/1/2017	CJR	1

Project Name ACME **Invoice #** E33787
Project # 12884

Lab Code 533787BB
Sample ID GP-11 1-3
Sample Matrix Soil
Sample Date 10/23/2017

	Result	Unit	LOD	LOQ	Dil	Method	Ext Date	Run Date	Analyst	Code
1,1,2-Trichloroethane	< 0.033	mg/kg	0.033	0.11	1	8260B		11/1/2017	CJR	1
Trichloroethene (TCE)	10.1	mg/kg	0.041	0.13	1	8260B		11/1/2017	CJR	1
Trichlorofluoromethane	< 0.041	mg/kg	0.041	0.13	1	8260B		11/1/2017	CJR	1
1,2,4-Trimethylbenzene	< 0.025	mg/kg	0.025	0.08	1	8260B		11/1/2017	CJR	1
1,3,5-Trimethylbenzene	< 0.032	mg/kg	0.032	0.1	1	8260B		11/1/2017	CJR	1
Vinyl Chloride	< 0.019	mg/kg	0.019	0.062	1	8260B		11/1/2017	CJR	1
m&p-Xylene	< 0.072	mg/kg	0.072	0.23	1	8260B		11/1/2017	CJR	1
o-Xylene	< 0.044	mg/kg	0.044	0.14	1	8260B		11/1/2017	CJR	1
SUR - 1,2-Dichloroethane-d4	97	Rec %			1	8260B		11/1/2017	CJR	1
SUR - 4-Bromofluorobenzene	101	Rec %			1	8260B		11/1/2017	CJR	1
SUR - Dibromofluoromethane	98	Rec %			1	8260B		11/1/2017	CJR	1
SUR - Toluene-d8	98	Rec %			1	8260B		11/1/2017	CJR	1

Project Name ACME **Invoice #** E33787
Project # 12884

Lab Code 533787CC
Sample ID GP-11 3-5
Sample Matrix Soil
Sample Date 10/23/2017

	Result	Unit	LOD	LOQ	Dil	Method	Ext Date	Run Date	Analyst	Code
General										
General										
Solids Percent	84.8	%			1	5021		10/26/2017	NJC	1
Organic										
VOC's										
Benzene	< 0.03	mg/kg	0.03	0.096	1	8260B		11/1/2017	CJR	1
Bromobenzene	< 0.025	mg/kg	0.025	0.081	1	8260B		11/1/2017	CJR	1
Bromodichloromethane	< 0.074	mg/kg	0.074	0.24	1	8260B		11/1/2017	CJR	1
Bromoform	< 0.029	mg/kg	0.029	0.092	1	8260B		11/1/2017	CJR	1
tert-Butylbenzene	< 0.026	mg/kg	0.026	0.084	1	8260B		11/1/2017	CJR	1
sec-Butylbenzene	< 0.033	mg/kg	0.033	0.1	1	8260B		11/1/2017	CJR	1
n-Butylbenzene	< 0.04	mg/kg	0.04	0.13	1	8260B		11/1/2017	CJR	1
Carbon Tetrachloride	< 0.016	mg/kg	0.016	0.053	1	8260B		11/1/2017	CJR	1
Chlorobenzene	< 0.013	mg/kg	0.013	0.04	1	8260B		11/1/2017	CJR	1
Chloroethane	< 0.091	mg/kg	0.091	0.29	1	8260B		11/1/2017	CJR	1
Chloroform	< 0.035	mg/kg	0.035	0.11	1	8260B		11/1/2017	CJR	1
Chloromethane	< 0.076	mg/kg	0.076	0.24	1	8260B		11/1/2017	CJR	1
2-Chlorotoluene	< 0.015	mg/kg	0.015	0.047	1	8260B		11/1/2017	CJR	1
4-Chlorotoluene	< 0.018	mg/kg	0.018	0.057	1	8260B		11/1/2017	CJR	1
1,2-Dibromo-3-chloropropane	< 0.058	mg/kg	0.058	0.18	1	8260B		11/1/2017	CJR	1
Dibromochloromethane	< 0.025	mg/kg	0.025	0.079	1	8260B		11/1/2017	CJR	1
1,4-Dichlorobenzene	< 0.037	mg/kg	0.037	0.12	1	8260B		11/1/2017	CJR	1
1,3-Dichlorobenzene	< 0.037	mg/kg	0.037	0.12	1	8260B		11/1/2017	CJR	1
1,2-Dichlorobenzene	< 0.028	mg/kg	0.028	0.088	1	8260B		11/1/2017	CJR	1
Dichlorodifluoromethane	< 0.048	mg/kg	0.048	0.15	1	8260B		11/1/2017	CJR	1
1,2-Dichloroethane	< 0.038	mg/kg	0.038	0.12	1	8260B		11/1/2017	CJR	1
1,1-Dichloroethane	< 0.034	mg/kg	0.034	0.11	1	8260B		11/1/2017	CJR	1
1,1-Dichloroethene	< 0.022	mg/kg	0.022	0.069	1	8260B		11/1/2017	CJR	1
cis-1,2-Dichloroethene	< 0.032	mg/kg	0.032	0.1	1	8260B		11/1/2017	CJR	1
trans-1,2-Dichloroethene	< 0.028	mg/kg	0.028	0.09	1	8260B		11/1/2017	CJR	1
1,2-Dichloropropane	< 0.035	mg/kg	0.035	0.11	1	8260B		11/1/2017	CJR	1
1,3-Dichloropropane	< 0.025	mg/kg	0.025	0.079	1	8260B		11/1/2017	CJR	1
trans-1,3-Dichloropropene	< 0.022	mg/kg	0.022	0.068	1	8260B		11/1/2017	CJR	1
cis-1,3-Dichloropropene	< 0.039	mg/kg	0.039	0.12	1	8260B		11/1/2017	CJR	1
Di-isopropyl ether	< 0.01	mg/kg	0.01	0.032	1	8260B		11/1/2017	CJR	1
EDB (1,2-Dibromoethane)	< 0.023	mg/kg	0.023	0.072	1	8260B		11/1/2017	CJR	1
Ethylbenzene	< 0.035	mg/kg	0.035	0.11	1	8260B		11/1/2017	CJR	1
Hexachlorobutadiene	< 0.085	mg/kg	0.085	0.27	1	8260B		11/1/2017	CJR	1
Isopropylbenzene	< 0.034	mg/kg	0.034	0.11	1	8260B		11/1/2017	CJR	1
p-Isopropyltoluene	< 0.029	mg/kg	0.029	0.093	1	8260B		11/1/2017	CJR	1
Methylene chloride	< 0.15	mg/kg	0.15	0.46	1	8260B		11/1/2017	CJR	1
Methyl tert-butyl ether (MTBE)	< 0.05	mg/kg	0.05	0.16	1	8260B		11/1/2017	CJR	1
Naphthalene	< 0.094	mg/kg	0.094	0.3	1	8260B		11/1/2017	CJR	1
n-Propylbenzene	< 0.033	mg/kg	0.033	0.1	1	8260B		11/1/2017	CJR	1
1,1,2,2-Tetrachloroethane	< 0.028	mg/kg	0.028	0.88	1	8260B		11/1/2017	CJR	1
1,1,1,2-Tetrachloroethane	< 0.028	mg/kg	0.028	0.09	1	8260B		11/1/2017	CJR	1
Tetrachloroethene	0.053 "J"	mg/kg	0.032	0.1	1	8260B		11/1/2017	CJR	1
Toluene	< 0.032	mg/kg	0.032	0.1	1	8260B		11/1/2017	CJR	1
1,2,4-Trichlorobenzene	< 0.064	mg/kg	0.064	0.2	1	8260B		11/1/2017	CJR	1
1,2,3-Trichlorobenzene	< 0.066	mg/kg	0.066	0.21	1	8260B		11/1/2017	CJR	1
1,1,1-Trichloroethane	0.067 "J"	mg/kg	0.03	0.96	1	8260B		11/1/2017	CJR	1

Project Name ACME **Invoice #** E33787
Project # 12884

Lab Code 533787CC
Sample ID GP-11 3-5
Sample Matrix Soil
Sample Date 10/23/2017

	Result	Unit	LOD	LOQ	Dil	Method	Ext Date	Run Date	Analyst	Code
1,1,2-Trichloroethane	< 0.033	mg/kg	0.033	0.11	1	8260B		11/1/2017	CJR	1
Trichloroethene (TCE)	0.84	mg/kg	0.041	0.13	1	8260B		11/1/2017	CJR	1
Trichlorofluoromethane	< 0.041	mg/kg	0.041	0.13	1	8260B		11/1/2017	CJR	1
1,2,4-Trimethylbenzene	< 0.025	mg/kg	0.025	0.08	1	8260B		11/1/2017	CJR	1
1,3,5-Trimethylbenzene	< 0.032	mg/kg	0.032	0.1	1	8260B		11/1/2017	CJR	1
Vinyl Chloride	< 0.019	mg/kg	0.019	0.062	1	8260B		11/1/2017	CJR	1
m&p-Xylene	< 0.072	mg/kg	0.072	0.23	1	8260B		11/1/2017	CJR	1
o-Xylene	< 0.044	mg/kg	0.044	0.14	1	8260B		11/1/2017	CJR	1
SUR - Dibromofluoromethane	91	Rec %			1	8260B		11/1/2017	CJR	1
SUR - Toluene-d8	96	Rec %			1	8260B		11/1/2017	CJR	1
SUR - 4-Bromofluorobenzene	95	Rec %			1	8260B		11/1/2017	CJR	1
SUR - 1,2-Dichloroethane-d4	98	Rec %			1	8260B		11/1/2017	CJR	1

Project Name ACME **Invoice #** E33787
Project # 12884

Lab Code 533787DD
Sample ID GP-11 7-9
Sample Matrix Soil
Sample Date 10/23/2017

	Result	Unit	LOD	LOQ	Dil	Method	Ext Date	Run Date	Analyst	Code
General										
General										
Solids Percent	70.5	%			1	5021		10/26/2017	NJC	1
Organic										
VOC's										
Benzene	< 0.03	mg/kg	0.03	0.096	1	8260B		11/1/2017	CJR	1
Bromobenzene	< 0.025	mg/kg	0.025	0.081	1	8260B		11/1/2017	CJR	1
Bromodichloromethane	< 0.074	mg/kg	0.074	0.24	1	8260B		11/1/2017	CJR	1
Bromoform	< 0.029	mg/kg	0.029	0.092	1	8260B		11/1/2017	CJR	1
tert-Butylbenzene	< 0.026	mg/kg	0.026	0.084	1	8260B		11/1/2017	CJR	1
sec-Butylbenzene	< 0.033	mg/kg	0.033	0.1	1	8260B		11/1/2017	CJR	1
n-Butylbenzene	< 0.04	mg/kg	0.04	0.13	1	8260B		11/1/2017	CJR	1
Carbon Tetrachloride	< 0.016	mg/kg	0.016	0.053	1	8260B		11/1/2017	CJR	1
Chlorobenzene	< 0.013	mg/kg	0.013	0.04	1	8260B		11/1/2017	CJR	1
Chloroethane	< 0.091	mg/kg	0.091	0.29	1	8260B		11/1/2017	CJR	1
Chloroform	< 0.035	mg/kg	0.035	0.11	1	8260B		11/1/2017	CJR	1
Chloromethane	< 0.076	mg/kg	0.076	0.24	1	8260B		11/1/2017	CJR	1
2-Chlorotoluene	< 0.015	mg/kg	0.015	0.047	1	8260B		11/1/2017	CJR	1
4-Chlorotoluene	< 0.018	mg/kg	0.018	0.057	1	8260B		11/1/2017	CJR	1
1,2-Dibromo-3-chloropropane	< 0.058	mg/kg	0.058	0.18	1	8260B		11/1/2017	CJR	1
Dibromochloromethane	< 0.025	mg/kg	0.025	0.079	1	8260B		11/1/2017	CJR	1
1,4-Dichlorobenzene	< 0.037	mg/kg	0.037	0.12	1	8260B		11/1/2017	CJR	1
1,3-Dichlorobenzene	< 0.037	mg/kg	0.037	0.12	1	8260B		11/1/2017	CJR	1
1,2-Dichlorobenzene	< 0.028	mg/kg	0.028	0.088	1	8260B		11/1/2017	CJR	1
Dichlorodifluoromethane	< 0.048	mg/kg	0.048	0.15	1	8260B		11/1/2017	CJR	1
1,2-Dichloroethane	< 0.038	mg/kg	0.038	0.12	1	8260B		11/1/2017	CJR	1
1,1-Dichloroethane	< 0.034	mg/kg	0.034	0.11	1	8260B		11/1/2017	CJR	1
1,1-Dichloroethene	< 0.022	mg/kg	0.022	0.069	1	8260B		11/1/2017	CJR	1
cis-1,2-Dichloroethene	< 0.032	mg/kg	0.032	0.1	1	8260B		11/1/2017	CJR	1
trans-1,2-Dichloroethene	< 0.028	mg/kg	0.028	0.09	1	8260B		11/1/2017	CJR	1
1,2-Dichloropropane	< 0.035	mg/kg	0.035	0.11	1	8260B		11/1/2017	CJR	1
1,3-Dichloropropane	< 0.025	mg/kg	0.025	0.079	1	8260B		11/1/2017	CJR	1
trans-1,3-Dichloropropene	< 0.022	mg/kg	0.022	0.068	1	8260B		11/1/2017	CJR	1
cis-1,3-Dichloropropene	< 0.039	mg/kg	0.039	0.12	1	8260B		11/1/2017	CJR	1
Di-isopropyl ether	< 0.01	mg/kg	0.01	0.032	1	8260B		11/1/2017	CJR	1
EDB (1,2-Dibromoethane)	< 0.023	mg/kg	0.023	0.072	1	8260B		11/1/2017	CJR	1
Ethylbenzene	< 0.035	mg/kg	0.035	0.11	1	8260B		11/1/2017	CJR	1
Hexachlorobutadiene	< 0.085	mg/kg	0.085	0.27	1	8260B		11/1/2017	CJR	1
Isopropylbenzene	< 0.034	mg/kg	0.034	0.11	1	8260B		11/1/2017	CJR	1
p-Isopropyltoluene	< 0.029	mg/kg	0.029	0.093	1	8260B		11/1/2017	CJR	1
Methylene chloride	< 0.15	mg/kg	0.15	0.46	1	8260B		11/1/2017	CJR	1
Methyl tert-butyl ether (MTBE)	< 0.05	mg/kg	0.05	0.16	1	8260B		11/1/2017	CJR	1
Naphthalene	< 0.094	mg/kg	0.094	0.3	1	8260B		11/1/2017	CJR	1
n-Propylbenzene	< 0.033	mg/kg	0.033	0.1	1	8260B		11/1/2017	CJR	1
1,1,2,2-Tetrachloroethane	< 0.028	mg/kg	0.028	0.88	1	8260B		11/1/2017	CJR	1
1,1,1,2-Tetrachloroethane	< 0.028	mg/kg	0.028	0.09	1	8260B		11/1/2017	CJR	1
Tetrachloroethene	< 0.032	mg/kg	0.032	0.1	1	8260B		11/1/2017	CJR	1
Toluene	< 0.032	mg/kg	0.032	0.1	1	8260B		11/1/2017	CJR	1
1,2,4-Trichlorobenzene	< 0.064	mg/kg	0.064	0.2	1	8260B		11/1/2017	CJR	1
1,2,3-Trichlorobenzene	< 0.066	mg/kg	0.066	0.21	1	8260B		11/1/2017	CJR	1
1,1,1-Trichloroethane	< 0.03	mg/kg	0.03	0.96	1	8260B		11/1/2017	CJR	1

Project Name ACME **Invoice #** E33787
Project # 12884

Lab Code 533787DD
Sample ID GP-11 7-9
Sample Matrix Soil
Sample Date 10/23/2017

	Result	Unit	LOD	LOQ	Dil	Method	Ext Date	Run Date	Analyst	Code
1,1,2-Trichloroethane	< 0.033	mg/kg	0.033	0.11	1	8260B		11/1/2017	CJR	1
Trichloroethene (TCE)	< 0.041	mg/kg	0.041	0.13	1	8260B		11/1/2017	CJR	1
Trichlorofluoromethane	< 0.041	mg/kg	0.041	0.13	1	8260B		11/1/2017	CJR	1
1,2,4-Trimethylbenzene	< 0.025	mg/kg	0.025	0.08	1	8260B		11/1/2017	CJR	1
1,3,5-Trimethylbenzene	< 0.032	mg/kg	0.032	0.1	1	8260B		11/1/2017	CJR	1
Vinyl Chloride	< 0.019	mg/kg	0.019	0.062	1	8260B		11/1/2017	CJR	1
m&p-Xylene	< 0.072	mg/kg	0.072	0.23	1	8260B		11/1/2017	CJR	1
o-Xylene	< 0.044	mg/kg	0.044	0.14	1	8260B		11/1/2017	CJR	1
SUR - 4-Bromofluorobenzene	95	Rec %			1	8260B		11/1/2017	CJR	1
SUR - Dibromofluoromethane	95	Rec %			1	8260B		11/1/2017	CJR	1
SUR - Toluene-d8	98	Rec %			1	8260B		11/1/2017	CJR	1
SUR - 1,2-Dichloroethane-d4	97	Rec %			1	8260B		11/1/2017	CJR	1

Project Name ACME **Invoice #** E33787
Project # 12884

Lab Code 533787EE
Sample ID GP-12 2-4
Sample Matrix Soil
Sample Date 10/23/2017

	Result	Unit	LOD	LOQ	Dil	Method	Ext Date	Run Date	Analyst	Code
General										
General										
Solids Percent	93.4	%			1	5021		10/26/2017	NJC	1
Organic										
VOC's										
Benzene	< 0.03	mg/kg	0.03	0.096	1	8260B		11/1/2017	CJR	1
Bromobenzene	< 0.025	mg/kg	0.025	0.081	1	8260B		11/1/2017	CJR	1
Bromodichloromethane	< 0.074	mg/kg	0.074	0.24	1	8260B		11/1/2017	CJR	1
Bromoform	< 0.029	mg/kg	0.029	0.092	1	8260B		11/1/2017	CJR	1
tert-Butylbenzene	< 0.026	mg/kg	0.026	0.084	1	8260B		11/1/2017	CJR	1
sec-Butylbenzene	< 0.033	mg/kg	0.033	0.1	1	8260B		11/1/2017	CJR	1
n-Butylbenzene	< 0.04	mg/kg	0.04	0.13	1	8260B		11/1/2017	CJR	1
Carbon Tetrachloride	< 0.016	mg/kg	0.016	0.053	1	8260B		11/1/2017	CJR	1
Chlorobenzene	< 0.013	mg/kg	0.013	0.04	1	8260B		11/1/2017	CJR	1
Chloroethane	< 0.091	mg/kg	0.091	0.29	1	8260B		11/1/2017	CJR	1
Chloroform	< 0.035	mg/kg	0.035	0.11	1	8260B		11/1/2017	CJR	1
Chloromethane	< 0.076	mg/kg	0.076	0.24	1	8260B		11/1/2017	CJR	1
2-Chlorotoluene	< 0.015	mg/kg	0.015	0.047	1	8260B		11/1/2017	CJR	1
4-Chlorotoluene	< 0.018	mg/kg	0.018	0.057	1	8260B		11/1/2017	CJR	1
1,2-Dibromo-3-chloropropane	< 0.058	mg/kg	0.058	0.18	1	8260B		11/1/2017	CJR	1
Dibromochloromethane	< 0.025	mg/kg	0.025	0.079	1	8260B		11/1/2017	CJR	1
1,4-Dichlorobenzene	< 0.037	mg/kg	0.037	0.12	1	8260B		11/1/2017	CJR	1
1,3-Dichlorobenzene	< 0.037	mg/kg	0.037	0.12	1	8260B		11/1/2017	CJR	1
1,2-Dichlorobenzene	< 0.028	mg/kg	0.028	0.088	1	8260B		11/1/2017	CJR	1
Dichlorodifluoromethane	< 0.048	mg/kg	0.048	0.15	1	8260B		11/1/2017	CJR	1
1,2-Dichloroethane	< 0.038	mg/kg	0.038	0.12	1	8260B		11/1/2017	CJR	1
1,1-Dichloroethane	0.162	mg/kg	0.034	0.11	1	8260B		11/1/2017	CJR	1
1,1-Dichloroethene	< 0.022	mg/kg	0.022	0.069	1	8260B		11/1/2017	CJR	1
cis-1,2-Dichloroethene	0.113	mg/kg	0.032	0.1	1	8260B		11/1/2017	CJR	1
trans-1,2-Dichloroethene	< 0.028	mg/kg	0.028	0.09	1	8260B		11/1/2017	CJR	1
1,2-Dichloropropane	< 0.035	mg/kg	0.035	0.11	1	8260B		11/1/2017	CJR	1
1,3-Dichloropropane	< 0.025	mg/kg	0.025	0.079	1	8260B		11/1/2017	CJR	1
trans-1,3-Dichloropropene	< 0.022	mg/kg	0.022	0.068	1	8260B		11/1/2017	CJR	1
cis-1,3-Dichloropropene	< 0.039	mg/kg	0.039	0.12	1	8260B		11/1/2017	CJR	1
Di-isopropyl ether	< 0.01	mg/kg	0.01	0.032	1	8260B		11/1/2017	CJR	1
EDB (1,2-Dibromoethane)	< 0.023	mg/kg	0.023	0.072	1	8260B		11/1/2017	CJR	1
Ethylbenzene	< 0.035	mg/kg	0.035	0.11	1	8260B		11/1/2017	CJR	1
Hexachlorobutadiene	< 0.085	mg/kg	0.085	0.27	1	8260B		11/1/2017	CJR	1
Isopropylbenzene	< 0.034	mg/kg	0.034	0.11	1	8260B		11/1/2017	CJR	1
p-Isopropyltoluene	< 0.029	mg/kg	0.029	0.093	1	8260B		11/1/2017	CJR	1
Methylene chloride	< 0.15	mg/kg	0.15	0.46	1	8260B		11/1/2017	CJR	1
Methyl tert-butyl ether (MTBE)	< 0.05	mg/kg	0.05	0.16	1	8260B		11/1/2017	CJR	1
Naphthalene	< 0.094	mg/kg	0.094	0.3	1	8260B		11/1/2017	CJR	1
n-Propylbenzene	< 0.033	mg/kg	0.033	0.1	1	8260B		11/1/2017	CJR	1
1,1,2,2-Tetrachloroethane	< 0.028	mg/kg	0.028	0.88	1	8260B		11/1/2017	CJR	1
1,1,1,2-Tetrachloroethane	< 0.028	mg/kg	0.028	0.09	1	8260B		11/1/2017	CJR	1
Tetrachloroethene	0.57	mg/kg	0.032	0.1	1	8260B		11/1/2017	CJR	1
Toluene	< 0.032	mg/kg	0.032	0.1	1	8260B		11/1/2017	CJR	1
1,2,4-Trichlorobenzene	< 0.064	mg/kg	0.064	0.2	1	8260B		11/1/2017	CJR	1
1,2,3-Trichlorobenzene	< 0.066	mg/kg	0.066	0.21	1	8260B		11/1/2017	CJR	1
1,1,1-Trichloroethane	0.89 "J"	mg/kg	0.03	0.96	1	8260B		11/1/2017	CJR	1

Project Name ACME **Invoice #** E33787
Project # 12884

Lab Code 533787EE
Sample ID GP-12 2-4
Sample Matrix Soil
Sample Date 10/23/2017

	Result	Unit	LOD	LOQ	Dil	Method	Ext Date	Run Date	Analyst	Code
1,1,2-Trichloroethane	< 0.033	mg/kg	0.033	0.11	1	8260B		11/1/2017	CJR	1
Trichloroethene (TCE)	10.2	mg/kg	0.041	0.13	1	8260B		11/1/2017	CJR	1
Trichlorofluoromethane	< 0.041	mg/kg	0.041	0.13	1	8260B		11/1/2017	CJR	1
1,2,4-Trimethylbenzene	< 0.025	mg/kg	0.025	0.08	1	8260B		11/1/2017	CJR	1
1,3,5-Trimethylbenzene	< 0.032	mg/kg	0.032	0.1	1	8260B		11/1/2017	CJR	1
Vinyl Chloride	< 0.019	mg/kg	0.019	0.062	1	8260B		11/1/2017	CJR	1
m&p-Xylene	< 0.072	mg/kg	0.072	0.23	1	8260B		11/1/2017	CJR	1
o-Xylene	< 0.044	mg/kg	0.044	0.14	1	8260B		11/1/2017	CJR	1
SUR - Toluene-d8	99	Rec %			1	8260B		11/1/2017	CJR	1
SUR - 1,2-Dichloroethane-d4	95	Rec %			1	8260B		11/1/2017	CJR	1
SUR - 4-Bromofluorobenzene	108	Rec %			1	8260B		11/1/2017	CJR	1
SUR - Dibromofluoromethane	97	Rec %			1	8260B		11/1/2017	CJR	1

Project Name ACME **Invoice #** E33787
Project # 12884

Lab Code 533787FF
Sample ID GP-12 4-6
Sample Matrix Soil
Sample Date 10/23/2017

	Result	Unit	LOD	LOQ	Dil	Method	Ext Date	Run Date	Analyst	Code
General										
General										
Solids Percent	92.1	%			1	5021		10/26/2017	NJC	1
Organic										
VOC's										
Benzene	< 0.03	mg/kg	0.03	0.096	1	8260B		11/1/2017	CJR	1
Bromobenzene	< 0.025	mg/kg	0.025	0.081	1	8260B		11/1/2017	CJR	1
Bromodichloromethane	< 0.074	mg/kg	0.074	0.24	1	8260B		11/1/2017	CJR	1
Bromoform	< 0.029	mg/kg	0.029	0.092	1	8260B		11/1/2017	CJR	1
tert-Butylbenzene	< 0.026	mg/kg	0.026	0.084	1	8260B		11/1/2017	CJR	1
sec-Butylbenzene	< 0.033	mg/kg	0.033	0.1	1	8260B		11/1/2017	CJR	1
n-Butylbenzene	< 0.04	mg/kg	0.04	0.13	1	8260B		11/1/2017	CJR	1
Carbon Tetrachloride	< 0.016	mg/kg	0.016	0.053	1	8260B		11/1/2017	CJR	1
Chlorobenzene	< 0.013	mg/kg	0.013	0.04	1	8260B		11/1/2017	CJR	1
Chloroethane	< 0.091	mg/kg	0.091	0.29	1	8260B		11/1/2017	CJR	1
Chloroform	< 0.035	mg/kg	0.035	0.11	1	8260B		11/1/2017	CJR	1
Chloromethane	< 0.076	mg/kg	0.076	0.24	1	8260B		11/1/2017	CJR	1
2-Chlorotoluene	< 0.015	mg/kg	0.015	0.047	1	8260B		11/1/2017	CJR	1
4-Chlorotoluene	< 0.018	mg/kg	0.018	0.057	1	8260B		11/1/2017	CJR	1
1,2-Dibromo-3-chloropropane	< 0.058	mg/kg	0.058	0.18	1	8260B		11/1/2017	CJR	1
Dibromochloromethane	< 0.025	mg/kg	0.025	0.079	1	8260B		11/1/2017	CJR	1
1,4-Dichlorobenzene	< 0.037	mg/kg	0.037	0.12	1	8260B		11/1/2017	CJR	1
1,3-Dichlorobenzene	< 0.037	mg/kg	0.037	0.12	1	8260B		11/1/2017	CJR	1
1,2-Dichlorobenzene	< 0.028	mg/kg	0.028	0.088	1	8260B		11/1/2017	CJR	1
Dichlorodifluoromethane	< 0.048	mg/kg	0.048	0.15	1	8260B		11/1/2017	CJR	1
1,2-Dichloroethane	< 0.038	mg/kg	0.038	0.12	1	8260B		11/1/2017	CJR	1
1,1-Dichloroethane	0.137	mg/kg	0.034	0.11	1	8260B		11/1/2017	CJR	1
1,1-Dichloroethene	< 0.022	mg/kg	0.022	0.069	1	8260B		11/1/2017	CJR	1
cis-1,2-Dichloroethene	0.106	mg/kg	0.032	0.1	1	8260B		11/1/2017	CJR	1
trans-1,2-Dichloroethene	< 0.028	mg/kg	0.028	0.09	1	8260B		11/1/2017	CJR	1
1,2-Dichloropropane	< 0.035	mg/kg	0.035	0.11	1	8260B		11/1/2017	CJR	1
1,3-Dichloropropane	< 0.025	mg/kg	0.025	0.079	1	8260B		11/1/2017	CJR	1
trans-1,3-Dichloropropene	< 0.022	mg/kg	0.022	0.068	1	8260B		11/1/2017	CJR	1
cis-1,3-Dichloropropene	< 0.039	mg/kg	0.039	0.12	1	8260B		11/1/2017	CJR	1
Di-isopropyl ether	< 0.01	mg/kg	0.01	0.032	1	8260B		11/1/2017	CJR	1
EDB (1,2-Dibromoethane)	< 0.023	mg/kg	0.023	0.072	1	8260B		11/1/2017	CJR	1
Ethylbenzene	< 0.035	mg/kg	0.035	0.11	1	8260B		11/1/2017	CJR	1
Hexachlorobutadiene	< 0.085	mg/kg	0.085	0.27	1	8260B		11/1/2017	CJR	1
Isopropylbenzene	< 0.034	mg/kg	0.034	0.11	1	8260B		11/1/2017	CJR	1
p-Isopropyltoluene	< 0.029	mg/kg	0.029	0.093	1	8260B		11/1/2017	CJR	1
Methylene chloride	< 0.15	mg/kg	0.15	0.46	1	8260B		11/1/2017	CJR	1
Methyl tert-butyl ether (MTBE)	< 0.05	mg/kg	0.05	0.16	1	8260B		11/1/2017	CJR	1
Naphthalene	< 0.094	mg/kg	0.094	0.3	1	8260B		11/1/2017	CJR	1
n-Propylbenzene	< 0.033	mg/kg	0.033	0.1	1	8260B		11/1/2017	CJR	1
1,1,2,2-Tetrachloroethane	< 0.028	mg/kg	0.028	0.88	1	8260B		11/1/2017	CJR	1
1,1,1,2-Tetrachloroethane	< 0.028	mg/kg	0.028	0.09	1	8260B		11/1/2017	CJR	1
Tetrachloroethene	0.62	mg/kg	0.032	0.1	1	8260B		11/1/2017	CJR	1
Toluene	0.039 "J"	mg/kg	0.032	0.1	1	8260B		11/1/2017	CJR	1
1,2,4-Trichlorobenzene	< 0.064	mg/kg	0.064	0.2	1	8260B		11/1/2017	CJR	1
1,2,3-Trichlorobenzene	< 0.066	mg/kg	0.066	0.21	1	8260B		11/1/2017	CJR	1
1,1,1-Trichloroethane	1.09	mg/kg	0.03	0.96	1	8260B		11/1/2017	CJR	1

Project Name ACME **Invoice #** E33787
Project # 12884

Lab Code 533787FF
Sample ID GP-12 4-6
Sample Matrix Soil
Sample Date 10/23/2017

	Result	Unit	LOD	LOQ	Dil	Method	Ext Date	Run Date	Analyst	Code
1,1,2-Trichloroethane	< 0.033	mg/kg	0.033	0.11	1	8260B		11/1/2017	CJR	1
Trichloroethene (TCE)	10.8	mg/kg	0.041	0.13	1	8260B		11/1/2017	CJR	1
Trichlorofluoromethane	< 0.041	mg/kg	0.041	0.13	1	8260B		11/1/2017	CJR	1
1,2,4-Trimethylbenzene	0.0301 "J"	mg/kg	0.025	0.08	1	8260B		11/1/2017	CJR	1
1,3,5-Trimethylbenzene	< 0.032	mg/kg	0.032	0.1	1	8260B		11/1/2017	CJR	1
Vinyl Chloride	< 0.019	mg/kg	0.019	0.062	1	8260B		11/1/2017	CJR	1
m&p-Xylene	< 0.072	mg/kg	0.072	0.23	1	8260B		11/1/2017	CJR	1
o-Xylene	< 0.044	mg/kg	0.044	0.14	1	8260B		11/1/2017	CJR	1
SUR - Toluene-d8	99	Rec %			1	8260B		11/1/2017	CJR	1
SUR - Dibromofluoromethane	94	Rec %			1	8260B		11/1/2017	CJR	1
SUR - 4-Bromofluorobenzene	103	Rec %			1	8260B		11/1/2017	CJR	1
SUR - 1,2-Dichloroethane-d4	97	Rec %			1	8260B		11/1/2017	CJR	1

Project Name ACME **Invoice #** E33787
Project # 12884

Lab Code 533787GG
Sample ID GP-12 12-14
Sample Matrix Soil
Sample Date 10/23/2017

	Result	Unit	LOD	LOQ	Dil	Method	Ext Date	Run Date	Analyst	Code
General										
General										
Solids Percent	88.5	%			1	5021		10/26/2017	NJC	1
Organic										
VOC's										
Benzene	< 0.03	mg/kg	0.03	0.096	1	8260B		11/1/2017	CJR	1
Bromobenzene	< 0.025	mg/kg	0.025	0.081	1	8260B		11/1/2017	CJR	1
Bromodichloromethane	< 0.074	mg/kg	0.074	0.24	1	8260B		11/1/2017	CJR	1
Bromoform	< 0.029	mg/kg	0.029	0.092	1	8260B		11/1/2017	CJR	1
tert-Butylbenzene	< 0.026	mg/kg	0.026	0.084	1	8260B		11/1/2017	CJR	1
sec-Butylbenzene	< 0.033	mg/kg	0.033	0.1	1	8260B		11/1/2017	CJR	1
n-Butylbenzene	< 0.04	mg/kg	0.04	0.13	1	8260B		11/1/2017	CJR	1
Carbon Tetrachloride	< 0.016	mg/kg	0.016	0.053	1	8260B		11/1/2017	CJR	1
Chlorobenzene	< 0.013	mg/kg	0.013	0.04	1	8260B		11/1/2017	CJR	1
Chloroethane	< 0.091	mg/kg	0.091	0.29	1	8260B		11/1/2017	CJR	1
Chloroform	< 0.035	mg/kg	0.035	0.11	1	8260B		11/1/2017	CJR	1
Chloromethane	< 0.076	mg/kg	0.076	0.24	1	8260B		11/1/2017	CJR	1
2-Chlorotoluene	< 0.015	mg/kg	0.015	0.047	1	8260B		11/1/2017	CJR	1
4-Chlorotoluene	< 0.018	mg/kg	0.018	0.057	1	8260B		11/1/2017	CJR	1
1,2-Dibromo-3-chloropropane	< 0.058	mg/kg	0.058	0.18	1	8260B		11/1/2017	CJR	1
Dibromochloromethane	< 0.025	mg/kg	0.025	0.079	1	8260B		11/1/2017	CJR	1
1,4-Dichlorobenzene	< 0.037	mg/kg	0.037	0.12	1	8260B		11/1/2017	CJR	1
1,3-Dichlorobenzene	< 0.037	mg/kg	0.037	0.12	1	8260B		11/1/2017	CJR	1
1,2-Dichlorobenzene	< 0.028	mg/kg	0.028	0.088	1	8260B		11/1/2017	CJR	1
Dichlorodifluoromethane	< 0.048	mg/kg	0.048	0.15	1	8260B		11/1/2017	CJR	1
1,2-Dichloroethane	< 0.038	mg/kg	0.038	0.12	1	8260B		11/1/2017	CJR	1
1,1-Dichloroethane	0.48	mg/kg	0.034	0.11	1	8260B		11/1/2017	CJR	1
1,1-Dichloroethene	0.109	mg/kg	0.022	0.069	1	8260B		11/1/2017	CJR	1
cis-1,2-Dichloroethene	0.57	mg/kg	0.032	0.1	1	8260B		11/1/2017	CJR	1
trans-1,2-Dichloroethene	0.132	mg/kg	0.028	0.09	1	8260B		11/1/2017	CJR	1
1,2-Dichloropropane	< 0.035	mg/kg	0.035	0.11	1	8260B		11/1/2017	CJR	1
1,3-Dichloropropane	< 0.025	mg/kg	0.025	0.079	1	8260B		11/1/2017	CJR	1
trans-1,3-Dichloropropene	< 0.022	mg/kg	0.022	0.068	1	8260B		11/1/2017	CJR	1
cis-1,3-Dichloropropene	< 0.039	mg/kg	0.039	0.12	1	8260B		11/1/2017	CJR	1
Di-isopropyl ether	< 0.01	mg/kg	0.01	0.032	1	8260B		11/1/2017	CJR	1
EDB (1,2-Dibromoethane)	< 0.023	mg/kg	0.023	0.072	1	8260B		11/1/2017	CJR	1
Ethylbenzene	< 0.035	mg/kg	0.035	0.11	1	8260B		11/1/2017	CJR	1
Hexachlorobutadiene	< 0.085	mg/kg	0.085	0.27	1	8260B		11/1/2017	CJR	1
Isopropylbenzene	< 0.034	mg/kg	0.034	0.11	1	8260B		11/1/2017	CJR	1
p-Isopropyltoluene	< 0.029	mg/kg	0.029	0.093	1	8260B		11/1/2017	CJR	1
Methylene chloride	< 0.15	mg/kg	0.15	0.46	1	8260B		11/1/2017	CJR	1
Methyl tert-butyl ether (MTBE)	< 0.05	mg/kg	0.05	0.16	1	8260B		11/1/2017	CJR	1
Naphthalene	< 0.094	mg/kg	0.094	0.3	1	8260B		11/1/2017	CJR	1
n-Propylbenzene	< 0.033	mg/kg	0.033	0.1	1	8260B		11/1/2017	CJR	1
1,1,2,2-Tetrachloroethane	< 0.028	mg/kg	0.028	0.88	1	8260B		11/1/2017	CJR	1
1,1,1,2-Tetrachloroethane	< 0.028	mg/kg	0.028	0.09	1	8260B		11/1/2017	CJR	1
Tetrachloroethene	< 0.032	mg/kg	0.032	0.1	1	8260B		11/1/2017	CJR	1
Toluene	< 0.032	mg/kg	0.032	0.1	1	8260B		11/1/2017	CJR	1
1,2,4-Trichlorobenzene	< 0.064	mg/kg	0.064	0.2	1	8260B		11/1/2017	CJR	1
1,2,3-Trichlorobenzene	< 0.066	mg/kg	0.066	0.21	1	8260B		11/1/2017	CJR	1
1,1,1-Trichloroethane	0.50 "J"	mg/kg	0.03	0.96	1	8260B		11/1/2017	CJR	1

Project Name ACME **Invoice #** E33787
Project # 12884

Lab Code 533787GG
Sample ID GP-12 12-14
Sample Matrix Soil
Sample Date 10/23/2017

	Result	Unit	LOD	LOQ	Dil	Method	Ext Date	Run Date	Analyst	Code
1,1,2-Trichloroethane	< 0.033	mg/kg	0.033	0.11	1	8260B		11/1/2017	CJR	1
Trichloroethene (TCE)	12.9	mg/kg	0.41	1.3	10	8260B		11/8/2017	CJR	1
Trichlorofluoromethane	< 0.041	mg/kg	0.041	0.13	1	8260B		11/1/2017	CJR	1
1,2,4-Trimethylbenzene	< 0.025	mg/kg	0.025	0.08	1	8260B		11/1/2017	CJR	1
1,3,5-Trimethylbenzene	< 0.032	mg/kg	0.032	0.1	1	8260B		11/1/2017	CJR	1
Vinyl Chloride	< 0.019	mg/kg	0.019	0.062	1	8260B		11/1/2017	CJR	1
m&p-Xylene	< 0.072	mg/kg	0.072	0.23	1	8260B		11/1/2017	CJR	1
o-Xylene	< 0.044	mg/kg	0.044	0.14	1	8260B		11/1/2017	CJR	1
SUR - 1,2-Dichloroethane-d4	105	Rec %			1	8260B		11/1/2017	CJR	1
SUR - 4-Bromofluorobenzene	100	Rec %			1	8260B		11/1/2017	CJR	1
SUR - Dibromofluoromethane	102	Rec %			1	8260B		11/1/2017	CJR	1
SUR - Toluene-d8	98	Rec %			1	8260B		11/1/2017	CJR	1

Project Name ACME **Invoice #** E33787
Project # 12884

Lab Code 533787HH
Sample ID GP-13 0-2
Sample Matrix Soil
Sample Date 10/23/2017

	Result	Unit	LOD	LOQ	Dil	Method	Ext Date	Run Date	Analyst	Code
General										
General										
Solids Percent	81.8	%			1	5021		10/26/2017	NJC	1
Organic										
VOC's										
Benzene	< 0.03	mg/kg	0.03	0.096	1	8260B		11/1/2017	CJR	1
Bromobenzene	< 0.025	mg/kg	0.025	0.081	1	8260B		11/1/2017	CJR	1
Bromodichloromethane	< 0.074	mg/kg	0.074	0.24	1	8260B		11/1/2017	CJR	1
Bromoform	< 0.029	mg/kg	0.029	0.092	1	8260B		11/1/2017	CJR	1
tert-Butylbenzene	< 0.026	mg/kg	0.026	0.084	1	8260B		11/1/2017	CJR	1
sec-Butylbenzene	< 0.033	mg/kg	0.033	0.1	1	8260B		11/1/2017	CJR	1
n-Butylbenzene	< 0.04	mg/kg	0.04	0.13	1	8260B		11/1/2017	CJR	1
Carbon Tetrachloride	< 0.016	mg/kg	0.016	0.053	1	8260B		11/1/2017	CJR	1
Chlorobenzene	< 0.013	mg/kg	0.013	0.04	1	8260B		11/1/2017	CJR	1
Chloroethane	< 0.091	mg/kg	0.091	0.29	1	8260B		11/1/2017	CJR	1
Chloroform	< 0.035	mg/kg	0.035	0.11	1	8260B		11/1/2017	CJR	1
Chloromethane	< 0.076	mg/kg	0.076	0.24	1	8260B		11/1/2017	CJR	1
2-Chlorotoluene	< 0.015	mg/kg	0.015	0.047	1	8260B		11/1/2017	CJR	1
4-Chlorotoluene	< 0.018	mg/kg	0.018	0.057	1	8260B		11/1/2017	CJR	1
1,2-Dibromo-3-chloropropane	< 0.058	mg/kg	0.058	0.18	1	8260B		11/1/2017	CJR	1
Dibromochloromethane	< 0.025	mg/kg	0.025	0.079	1	8260B		11/1/2017	CJR	1
1,4-Dichlorobenzene	< 0.037	mg/kg	0.037	0.12	1	8260B		11/1/2017	CJR	1
1,3-Dichlorobenzene	< 0.037	mg/kg	0.037	0.12	1	8260B		11/1/2017	CJR	1
1,2-Dichlorobenzene	< 0.028	mg/kg	0.028	0.088	1	8260B		11/1/2017	CJR	1
Dichlorodifluoromethane	< 0.048	mg/kg	0.048	0.15	1	8260B		11/1/2017	CJR	1
1,2-Dichloroethane	< 0.038	mg/kg	0.038	0.12	1	8260B		11/1/2017	CJR	1
1,1-Dichloroethane	0.311	mg/kg	0.034	0.11	1	8260B		11/1/2017	CJR	1
1,1-Dichloroethene	0.0281 "J"	mg/kg	0.022	0.069	1	8260B		11/1/2017	CJR	1
cis-1,2-Dichloroethene	0.43	mg/kg	0.032	0.1	1	8260B		11/1/2017	CJR	1
trans-1,2-Dichloroethene	0.176	mg/kg	0.028	0.09	1	8260B		11/1/2017	CJR	1
1,2-Dichloropropane	< 0.035	mg/kg	0.035	0.11	1	8260B		11/1/2017	CJR	1
1,3-Dichloropropane	< 0.025	mg/kg	0.025	0.079	1	8260B		11/1/2017	CJR	1
trans-1,3-Dichloropropene	< 0.022	mg/kg	0.022	0.068	1	8260B		11/1/2017	CJR	1
cis-1,3-Dichloropropene	< 0.039	mg/kg	0.039	0.12	1	8260B		11/1/2017	CJR	1
Di-isopropyl ether	< 0.01	mg/kg	0.01	0.032	1	8260B		11/1/2017	CJR	1
EDB (1,2-Dibromoethane)	< 0.023	mg/kg	0.023	0.072	1	8260B		11/1/2017	CJR	1
Ethylbenzene	< 0.035	mg/kg	0.035	0.11	1	8260B		11/1/2017	CJR	1
Hexachlorobutadiene	< 0.085	mg/kg	0.085	0.27	1	8260B		11/1/2017	CJR	1
Isopropylbenzene	< 0.034	mg/kg	0.034	0.11	1	8260B		11/1/2017	CJR	1
p-Isopropyltoluene	< 0.029	mg/kg	0.029	0.093	1	8260B		11/1/2017	CJR	1
Methylene chloride	< 0.15	mg/kg	0.15	0.46	1	8260B		11/1/2017	CJR	1
Methyl tert-butyl ether (MTBE)	< 0.05	mg/kg	0.05	0.16	1	8260B		11/1/2017	CJR	1
Naphthalene	< 0.094	mg/kg	0.094	0.3	1	8260B		11/1/2017	CJR	1
n-Propylbenzene	< 0.033	mg/kg	0.033	0.1	1	8260B		11/1/2017	CJR	1
1,1,2,2-Tetrachloroethane	< 0.028	mg/kg	0.028	0.88	1	8260B		11/1/2017	CJR	1
1,1,1,2-Tetrachloroethane	< 0.028	mg/kg	0.028	0.09	1	8260B		11/1/2017	CJR	1
Tetrachloroethene	0.84	mg/kg	0.032	0.1	1	8260B		11/1/2017	CJR	1
Toluene	< 0.032	mg/kg	0.032	0.1	1	8260B		11/1/2017	CJR	1
1,2,4-Trichlorobenzene	< 0.064	mg/kg	0.064	0.2	1	8260B		11/1/2017	CJR	1
1,2,3-Trichlorobenzene	< 0.066	mg/kg	0.066	0.21	1	8260B		11/1/2017	CJR	1
1,1,1-Trichloroethane	0.90 "J"	mg/kg	0.03	0.96	1	8260B		11/1/2017	CJR	1

Project Name ACME **Invoice #** E33787
Project # 12884

Lab Code 533787HH
Sample ID GP-13 0-2
Sample Matrix Soil
Sample Date 10/23/2017

	Result	Unit	LOD	LOQ	Dil	Method	Ext Date	Run Date	Analyst	Code
1,1,2-Trichloroethane	< 0.033	mg/kg	0.033	0.11	1	8260B		11/1/2017	CJR	1
Trichloroethene (TCE)	33	mg/kg	0.41	1.3	10	8260B		11/8/2017	CJR	1
Trichlorofluoromethane	< 0.041	mg/kg	0.041	0.13	1	8260B		11/1/2017	CJR	1
1,2,4-Trimethylbenzene	< 0.025	mg/kg	0.025	0.08	1	8260B		11/1/2017	CJR	1
1,3,5-Trimethylbenzene	< 0.032	mg/kg	0.032	0.1	1	8260B		11/1/2017	CJR	1
Vinyl Chloride	< 0.019	mg/kg	0.019	0.062	1	8260B		11/1/2017	CJR	1
m&p-Xylene	< 0.072	mg/kg	0.072	0.23	1	8260B		11/1/2017	CJR	1
o-Xylene	< 0.044	mg/kg	0.044	0.14	1	8260B		11/1/2017	CJR	1
SUR - 1,2-Dichloroethane-d4	92	Rec %			1	8260B		11/1/2017	CJR	1
SUR - Toluene-d8	98	Rec %			1	8260B		11/1/2017	CJR	1
SUR - 4-Bromofluorobenzene	101	Rec %			1	8260B		11/1/2017	CJR	1
SUR - Dibromofluoromethane	94	Rec %			1	8260B		11/1/2017	CJR	1

Project Name ACME **Invoice #** E33787
Project # 12884

Lab Code 533787II
Sample ID GP-13 6-8
Sample Matrix Soil
Sample Date 10/23/2017

	Result	Unit	LOD	LOQ	Dil	Method	Ext Date	Run Date	Analyst	Code
General										
General										
Solids Percent	82.3	%			1	5021		10/26/2017	NJC	1
Organic										
VOC's										
Benzene	< 0.03	mg/kg	0.03	0.096	1	8260B		11/7/2017	CJR	1
Bromobenzene	< 0.025	mg/kg	0.025	0.081	1	8260B		11/7/2017	CJR	1
Bromodichloromethane	< 0.074	mg/kg	0.074	0.24	1	8260B		11/7/2017	CJR	1
Bromoform	< 0.029	mg/kg	0.029	0.092	1	8260B		11/7/2017	CJR	1
tert-Butylbenzene	< 0.026	mg/kg	0.026	0.084	1	8260B		11/7/2017	CJR	1
sec-Butylbenzene	< 0.033	mg/kg	0.033	0.1	1	8260B		11/7/2017	CJR	1
n-Butylbenzene	< 0.04	mg/kg	0.04	0.13	1	8260B		11/7/2017	CJR	1
Carbon Tetrachloride	< 0.016	mg/kg	0.016	0.053	1	8260B		11/7/2017	CJR	1
Chlorobenzene	< 0.013	mg/kg	0.013	0.04	1	8260B		11/7/2017	CJR	1
Chloroethane	< 0.091	mg/kg	0.091	0.29	1	8260B		11/7/2017	CJR	1
Chloroform	< 0.035	mg/kg	0.035	0.11	1	8260B		11/7/2017	CJR	1
Chloromethane	< 0.076	mg/kg	0.076	0.24	1	8260B		11/7/2017	CJR	1
2-Chlorotoluene	< 0.015	mg/kg	0.015	0.047	1	8260B		11/7/2017	CJR	1
4-Chlorotoluene	< 0.018	mg/kg	0.018	0.057	1	8260B		11/7/2017	CJR	1
1,2-Dibromo-3-chloropropane	< 0.058	mg/kg	0.058	0.18	1	8260B		11/7/2017	CJR	1
Dibromochloromethane	< 0.025	mg/kg	0.025	0.079	1	8260B		11/7/2017	CJR	1
1,4-Dichlorobenzene	< 0.037	mg/kg	0.037	0.12	1	8260B		11/7/2017	CJR	1
1,3-Dichlorobenzene	< 0.037	mg/kg	0.037	0.12	1	8260B		11/7/2017	CJR	1
1,2-Dichlorobenzene	< 0.028	mg/kg	0.028	0.088	1	8260B		11/7/2017	CJR	1
Dichlorodifluoromethane	< 0.048	mg/kg	0.048	0.15	1	8260B		11/7/2017	CJR	1
1,2-Dichloroethane	< 0.038	mg/kg	0.038	0.12	1	8260B		11/7/2017	CJR	1
1,1-Dichloroethane	0.085 "J"	mg/kg	0.034	0.11	1	8260B		11/7/2017	CJR	1
1,1-Dichloroethene	< 0.022	mg/kg	0.022	0.069	1	8260B		11/7/2017	CJR	1
cis-1,2-Dichloroethene	0.65	mg/kg	0.032	0.1	1	8260B		11/7/2017	CJR	1
trans-1,2-Dichloroethene	0.41	mg/kg	0.028	0.09	1	8260B		11/7/2017	CJR	1
1,2-Dichloropropane	< 0.035	mg/kg	0.035	0.11	1	8260B		11/7/2017	CJR	1
1,3-Dichloropropane	< 0.025	mg/kg	0.025	0.079	1	8260B		11/7/2017	CJR	1
trans-1,3-Dichloropropene	< 0.022	mg/kg	0.022	0.068	1	8260B		11/7/2017	CJR	1
cis-1,3-Dichloropropene	< 0.039	mg/kg	0.039	0.12	1	8260B		11/7/2017	CJR	1
Di-isopropyl ether	< 0.01	mg/kg	0.01	0.032	1	8260B		11/7/2017	CJR	1
EDB (1,2-Dibromoethane)	< 0.023	mg/kg	0.023	0.072	1	8260B		11/7/2017	CJR	1
Ethylbenzene	< 0.035	mg/kg	0.035	0.11	1	8260B		11/7/2017	CJR	1
Hexachlorobutadiene	< 0.085	mg/kg	0.085	0.27	1	8260B		11/7/2017	CJR	1
Isopropylbenzene	< 0.034	mg/kg	0.034	0.11	1	8260B		11/7/2017	CJR	1
p-Isopropyltoluene	< 0.029	mg/kg	0.029	0.093	1	8260B		11/7/2017	CJR	1
Methylene chloride	< 0.15	mg/kg	0.15	0.46	1	8260B		11/7/2017	CJR	1
Methyl tert-butyl ether (MTBE)	< 0.05	mg/kg	0.05	0.16	1	8260B		11/7/2017	CJR	1
Naphthalene	< 0.094	mg/kg	0.094	0.3	1	8260B		11/7/2017	CJR	1
n-Propylbenzene	< 0.033	mg/kg	0.033	0.1	1	8260B		11/7/2017	CJR	1
1,1,2,2-Tetrachloroethane	< 0.028	mg/kg	0.028	0.88	1	8260B		11/7/2017	CJR	1
1,1,1,2-Tetrachloroethane	< 0.028	mg/kg	0.028	0.09	1	8260B		11/7/2017	CJR	1
Tetrachloroethene	< 0.032	mg/kg	0.032	0.1	1	8260B		11/7/2017	CJR	1
Toluene	< 0.032	mg/kg	0.032	0.1	1	8260B		11/7/2017	CJR	1
1,2,4-Trichlorobenzene	< 0.064	mg/kg	0.064	0.2	1	8260B		11/7/2017	CJR	1
1,2,3-Trichlorobenzene	< 0.066	mg/kg	0.066	0.21	1	8260B		11/7/2017	CJR	1
1,1,1-Trichloroethane	< 0.03	mg/kg	0.03	0.96	1	8260B		11/7/2017	CJR	1

Project Name ACME **Invoice #** E33787
Project # 12884

Lab Code 533787II
Sample ID GP-13 6-8
Sample Matrix Soil
Sample Date 10/23/2017

	Result	Unit	LOD	LOQ	Dil	Method	Ext Date	Run Date	Analyst	Code
1,1,2-Trichloroethane	< 0.033	mg/kg	0.033	0.11	1	8260B		11/7/2017	CJR	1
Trichloroethene (TCE)	1.17	mg/kg	0.041	0.13	1	8260B		11/7/2017	CJR	1
Trichlorofluoromethane	< 0.041	mg/kg	0.041	0.13	1	8260B		11/7/2017	CJR	1
1,2,4-Trimethylbenzene	< 0.025	mg/kg	0.025	0.08	1	8260B		11/7/2017	CJR	1
1,3,5-Trimethylbenzene	< 0.032	mg/kg	0.032	0.1	1	8260B		11/7/2017	CJR	1
Vinyl Chloride	< 0.019	mg/kg	0.019	0.062	1	8260B		11/7/2017	CJR	1
m&p-Xylene	< 0.072	mg/kg	0.072	0.23	1	8260B		11/7/2017	CJR	1
o-Xylene	< 0.044	mg/kg	0.044	0.14	1	8260B		11/7/2017	CJR	1
SUR - 1,2-Dichloroethane-d4	100	Rec %			1	8260B		11/7/2017	CJR	1
SUR - 4-Bromofluorobenzene	94	Rec %			1	8260B		11/7/2017	CJR	1
SUR - Dibromofluoromethane	100	Rec %			1	8260B		11/7/2017	CJR	1
SUR - Toluene-d8	100	Rec %			1	8260B		11/7/2017	CJR	1

Project Name ACME **Invoice #** E33787
Project # 12884

Lab Code 533787JJ
Sample ID GP-13 10-12
Sample Matrix Soil
Sample Date 10/23/2017

	Result	Unit	LOD	LOQ	Dil	Method	Ext Date	Run Date	Analyst	Code
General										
General										
Solids Percent	79.0	%			1	5021		10/26/2017	NJC	1
Organic										
VOC's										
Benzene	< 0.03	mg/kg	0.03	0.096	1	8260B		11/7/2017	CJR	1
Bromobenzene	< 0.025	mg/kg	0.025	0.081	1	8260B		11/7/2017	CJR	1
Bromodichloromethane	< 0.074	mg/kg	0.074	0.24	1	8260B		11/7/2017	CJR	1
Bromoform	< 0.029	mg/kg	0.029	0.092	1	8260B		11/7/2017	CJR	1
tert-Butylbenzene	< 0.026	mg/kg	0.026	0.084	1	8260B		11/7/2017	CJR	1
sec-Butylbenzene	< 0.033	mg/kg	0.033	0.1	1	8260B		11/7/2017	CJR	1
n-Butylbenzene	< 0.04	mg/kg	0.04	0.13	1	8260B		11/7/2017	CJR	1
Carbon Tetrachloride	< 0.016	mg/kg	0.016	0.053	1	8260B		11/7/2017	CJR	1
Chlorobenzene	< 0.013	mg/kg	0.013	0.04	1	8260B		11/7/2017	CJR	1
Chloroethane	< 0.091	mg/kg	0.091	0.29	1	8260B		11/7/2017	CJR	1
Chloroform	< 0.035	mg/kg	0.035	0.11	1	8260B		11/7/2017	CJR	1
Chloromethane	< 0.076	mg/kg	0.076	0.24	1	8260B		11/7/2017	CJR	1
2-Chlorotoluene	< 0.015	mg/kg	0.015	0.047	1	8260B		11/7/2017	CJR	1
4-Chlorotoluene	< 0.018	mg/kg	0.018	0.057	1	8260B		11/7/2017	CJR	1
1,2-Dibromo-3-chloropropane	< 0.058	mg/kg	0.058	0.18	1	8260B		11/7/2017	CJR	1
Dibromochloromethane	< 0.025	mg/kg	0.025	0.079	1	8260B		11/7/2017	CJR	1
1,4-Dichlorobenzene	< 0.037	mg/kg	0.037	0.12	1	8260B		11/7/2017	CJR	1
1,3-Dichlorobenzene	< 0.037	mg/kg	0.037	0.12	1	8260B		11/7/2017	CJR	1
1,2-Dichlorobenzene	< 0.028	mg/kg	0.028	0.088	1	8260B		11/7/2017	CJR	1
Dichlorodifluoromethane	< 0.048	mg/kg	0.048	0.15	1	8260B		11/7/2017	CJR	1
1,2-Dichloroethane	< 0.038	mg/kg	0.038	0.12	1	8260B		11/7/2017	CJR	1
1,1-Dichloroethane	0.060 "J"	mg/kg	0.034	0.11	1	8260B		11/7/2017	CJR	1
1,1-Dichloroethene	< 0.022	mg/kg	0.022	0.069	1	8260B		11/7/2017	CJR	1
cis-1,2-Dichloroethene	0.50	mg/kg	0.032	0.1	1	8260B		11/7/2017	CJR	1
trans-1,2-Dichloroethene	0.262	mg/kg	0.028	0.09	1	8260B		11/7/2017	CJR	1
1,2-Dichloropropane	< 0.035	mg/kg	0.035	0.11	1	8260B		11/7/2017	CJR	1
1,3-Dichloropropane	< 0.025	mg/kg	0.025	0.079	1	8260B		11/7/2017	CJR	1
trans-1,3-Dichloropropene	< 0.022	mg/kg	0.022	0.068	1	8260B		11/7/2017	CJR	1
cis-1,3-Dichloropropene	< 0.039	mg/kg	0.039	0.12	1	8260B		11/7/2017	CJR	1
Di-isopropyl ether	< 0.01	mg/kg	0.01	0.032	1	8260B		11/7/2017	CJR	1
EDB (1,2-Dibromoethane)	< 0.023	mg/kg	0.023	0.072	1	8260B		11/7/2017	CJR	1
Ethylbenzene	< 0.035	mg/kg	0.035	0.11	1	8260B		11/7/2017	CJR	1
Hexachlorobutadiene	< 0.085	mg/kg	0.085	0.27	1	8260B		11/7/2017	CJR	1
Isopropylbenzene	< 0.034	mg/kg	0.034	0.11	1	8260B		11/7/2017	CJR	1
p-Isopropyltoluene	< 0.029	mg/kg	0.029	0.093	1	8260B		11/7/2017	CJR	1
Methylene chloride	< 0.15	mg/kg	0.15	0.46	1	8260B		11/7/2017	CJR	1
Methyl tert-butyl ether (MTBE)	< 0.05	mg/kg	0.05	0.16	1	8260B		11/7/2017	CJR	1
Naphthalene	< 0.094	mg/kg	0.094	0.3	1	8260B		11/7/2017	CJR	1
n-Propylbenzene	< 0.033	mg/kg	0.033	0.1	1	8260B		11/7/2017	CJR	1
1,1,2,2-Tetrachloroethane	< 0.028	mg/kg	0.028	0.88	1	8260B		11/7/2017	CJR	1
1,1,1,2-Tetrachloroethane	< 0.028	mg/kg	0.028	0.09	1	8260B		11/7/2017	CJR	1
Tetrachloroethene	< 0.032	mg/kg	0.032	0.1	1	8260B		11/7/2017	CJR	1
Toluene	< 0.032	mg/kg	0.032	0.1	1	8260B		11/7/2017	CJR	1
1,2,4-Trichlorobenzene	< 0.064	mg/kg	0.064	0.2	1	8260B		11/7/2017	CJR	1
1,2,3-Trichlorobenzene	< 0.066	mg/kg	0.066	0.21	1	8260B		11/7/2017	CJR	1
1,1,1-Trichloroethane	< 0.03	mg/kg	0.03	0.96	1	8260B		11/7/2017	CJR	1

Project Name ACME **Invoice #** E33787
Project # 12884

Lab Code 533787JJ
Sample ID GP-13 10-12
Sample Matrix Soil
Sample Date 10/23/2017

	Result	Unit	LOD	LOQ	Dil	Method	Ext Date	Run Date	Analyst	Code
1,1,2-Trichloroethane	< 0.033	mg/kg	0.033	0.11	1	8260B		11/7/2017	CJR	1
Trichloroethene (TCE)	1.04	mg/kg	0.041	0.13	1	8260B		11/7/2017	CJR	1
Trichlorofluoromethane	< 0.041	mg/kg	0.041	0.13	1	8260B		11/7/2017	CJR	1
1,2,4-Trimethylbenzene	< 0.025	mg/kg	0.025	0.08	1	8260B		11/7/2017	CJR	1
1,3,5-Trimethylbenzene	< 0.032	mg/kg	0.032	0.1	1	8260B		11/7/2017	CJR	1
Vinyl Chloride	< 0.019	mg/kg	0.019	0.062	1	8260B		11/7/2017	CJR	1
m&p-Xylene	< 0.072	mg/kg	0.072	0.23	1	8260B		11/7/2017	CJR	1
o-Xylene	< 0.044	mg/kg	0.044	0.14	1	8260B		11/7/2017	CJR	1
SUR - 4-Bromofluorobenzene	93	Rec %			1	8260B		11/7/2017	CJR	1
SUR - Dibromofluoromethane	93	Rec %			1	8260B		11/7/2017	CJR	1
SUR - Toluene-d8	98	Rec %			1	8260B		11/7/2017	CJR	1
SUR - 1,2-Dichloroethane-d4	97	Rec %			1	8260B		11/7/2017	CJR	1

Project Name ACME **Invoice #** E33787
Project # 12884

Lab Code 533787KK
Sample ID GP-14 2-4
Sample Matrix Soil
Sample Date 10/23/2017

	Result	Unit	LOD	LOQ	Dil	Method	Ext Date	Run Date	Analyst	Code
General										
General										
Solids Percent	94.3	%			1	5021		10/26/2017	NJC	1
Organic										
VOC's										
Benzene	< 0.03	mg/kg	0.03	0.096	1	8260B		11/7/2017	CJR	1
Bromobenzene	< 0.025	mg/kg	0.025	0.081	1	8260B		11/7/2017	CJR	1
Bromodichloromethane	< 0.074	mg/kg	0.074	0.24	1	8260B		11/7/2017	CJR	1
Bromoform	< 0.029	mg/kg	0.029	0.092	1	8260B		11/7/2017	CJR	1
tert-Butylbenzene	< 0.026	mg/kg	0.026	0.084	1	8260B		11/7/2017	CJR	1
sec-Butylbenzene	< 0.033	mg/kg	0.033	0.1	1	8260B		11/7/2017	CJR	1
n-Butylbenzene	< 0.04	mg/kg	0.04	0.13	1	8260B		11/7/2017	CJR	1
Carbon Tetrachloride	< 0.016	mg/kg	0.016	0.053	1	8260B		11/7/2017	CJR	1
Chlorobenzene	< 0.013	mg/kg	0.013	0.04	1	8260B		11/7/2017	CJR	1
Chloroethane	< 0.091	mg/kg	0.091	0.29	1	8260B		11/7/2017	CJR	1
Chloroform	< 0.035	mg/kg	0.035	0.11	1	8260B		11/7/2017	CJR	1
Chloromethane	< 0.076	mg/kg	0.076	0.24	1	8260B		11/7/2017	CJR	1
2-Chlorotoluene	< 0.015	mg/kg	0.015	0.047	1	8260B		11/7/2017	CJR	1
4-Chlorotoluene	< 0.018	mg/kg	0.018	0.057	1	8260B		11/7/2017	CJR	1
1,2-Dibromo-3-chloropropane	< 0.058	mg/kg	0.058	0.18	1	8260B		11/7/2017	CJR	1
Dibromochloromethane	< 0.025	mg/kg	0.025	0.079	1	8260B		11/7/2017	CJR	1
1,4-Dichlorobenzene	< 0.037	mg/kg	0.037	0.12	1	8260B		11/7/2017	CJR	1
1,3-Dichlorobenzene	< 0.037	mg/kg	0.037	0.12	1	8260B		11/7/2017	CJR	1
1,2-Dichlorobenzene	< 0.028	mg/kg	0.028	0.088	1	8260B		11/7/2017	CJR	1
Dichlorodifluoromethane	< 0.048	mg/kg	0.048	0.15	1	8260B		11/7/2017	CJR	1
1,2-Dichloroethane	< 0.038	mg/kg	0.038	0.12	1	8260B		11/7/2017	CJR	1
1,1-Dichloroethane	< 0.034	mg/kg	0.034	0.11	1	8260B		11/7/2017	CJR	1
1,1-Dichloroethene	< 0.022	mg/kg	0.022	0.069	1	8260B		11/7/2017	CJR	1
cis-1,2-Dichloroethene	< 0.032	mg/kg	0.032	0.1	1	8260B		11/7/2017	CJR	1
trans-1,2-Dichloroethene	< 0.028	mg/kg	0.028	0.09	1	8260B		11/7/2017	CJR	1
1,2-Dichloropropane	< 0.035	mg/kg	0.035	0.11	1	8260B		11/7/2017	CJR	1
1,3-Dichloropropane	< 0.025	mg/kg	0.025	0.079	1	8260B		11/7/2017	CJR	1
trans-1,3-Dichloropropene	< 0.022	mg/kg	0.022	0.068	1	8260B		11/7/2017	CJR	1
cis-1,3-Dichloropropene	< 0.039	mg/kg	0.039	0.12	1	8260B		11/7/2017	CJR	1
Di-isopropyl ether	< 0.01	mg/kg	0.01	0.032	1	8260B		11/7/2017	CJR	1
EDB (1,2-Dibromoethane)	< 0.023	mg/kg	0.023	0.072	1	8260B		11/7/2017	CJR	1
Ethylbenzene	< 0.035	mg/kg	0.035	0.11	1	8260B		11/7/2017	CJR	1
Hexachlorobutadiene	< 0.085	mg/kg	0.085	0.27	1	8260B		11/7/2017	CJR	1
Isopropylbenzene	< 0.034	mg/kg	0.034	0.11	1	8260B		11/7/2017	CJR	1
p-Isopropyltoluene	< 0.029	mg/kg	0.029	0.093	1	8260B		11/7/2017	CJR	1
Methylene chloride	< 0.15	mg/kg	0.15	0.46	1	8260B		11/7/2017	CJR	1
Methyl tert-butyl ether (MTBE)	< 0.05	mg/kg	0.05	0.16	1	8260B		11/7/2017	CJR	1
Naphthalene	< 0.094	mg/kg	0.094	0.3	1	8260B		11/7/2017	CJR	1
n-Propylbenzene	< 0.033	mg/kg	0.033	0.1	1	8260B		11/7/2017	CJR	1
1,1,2,2-Tetrachloroethane	< 0.028	mg/kg	0.028	0.88	1	8260B		11/7/2017	CJR	1
1,1,1,2-Tetrachloroethane	< 0.028	mg/kg	0.028	0.09	1	8260B		11/7/2017	CJR	1
Tetrachloroethene	< 0.032	mg/kg	0.032	0.1	1	8260B		11/7/2017	CJR	1
Toluene	< 0.032	mg/kg	0.032	0.1	1	8260B		11/7/2017	CJR	1
1,2,4-Trichlorobenzene	< 0.064	mg/kg	0.064	0.2	1	8260B		11/7/2017	CJR	1
1,2,3-Trichlorobenzene	< 0.066	mg/kg	0.066	0.21	1	8260B		11/7/2017	CJR	1
1,1,1-Trichloroethane	< 0.03	mg/kg	0.03	0.96	1	8260B		11/7/2017	CJR	1

Project Name ACME **Invoice #** E33787
Project # 12884

Lab Code 533787KK
Sample ID GP-14 2-4
Sample Matrix Soil
Sample Date 10/23/2017

	Result	Unit	LOD	LOQ	Dil	Method	Ext Date	Run Date	Analyst	Code
1,1,2-Trichloroethane	< 0.033	mg/kg	0.033	0.11	1	8260B		11/7/2017	CJR	1
Trichloroethene (TCE)	< 0.041	mg/kg	0.041	0.13	1	8260B		11/7/2017	CJR	1
Trichlorofluoromethane	< 0.041	mg/kg	0.041	0.13	1	8260B		11/7/2017	CJR	1
1,2,4-Trimethylbenzene	< 0.025	mg/kg	0.025	0.08	1	8260B		11/7/2017	CJR	1
1,3,5-Trimethylbenzene	< 0.032	mg/kg	0.032	0.1	1	8260B		11/7/2017	CJR	1
Vinyl Chloride	< 0.019	mg/kg	0.019	0.062	1	8260B		11/7/2017	CJR	1
m&p-Xylene	< 0.072	mg/kg	0.072	0.23	1	8260B		11/7/2017	CJR	1
o-Xylene	< 0.044	mg/kg	0.044	0.14	1	8260B		11/7/2017	CJR	1
SUR - 1,2-Dichloroethane-d4	97	Rec %			1	8260B		11/7/2017	CJR	1
SUR - 4-Bromofluorobenzene	93	Rec %			1	8260B		11/7/2017	CJR	1
SUR - Dibromofluoromethane	100	Rec %			1	8260B		11/7/2017	CJR	1
SUR - Toluene-d8	100	Rec %			1	8260B		11/7/2017	CJR	1

Project Name ACME **Invoice #** E33787
Project # 12884

Lab Code 533787LL
Sample ID GP-14 10-12
Sample Matrix Soil
Sample Date 10/23/2017

	Result	Unit	LOD	LOQ	Dil	Method	Ext Date	Run Date	Analyst	Code
General										
General										
Solids Percent	88.1	%			1	5021		10/26/2017	NJC	1
Organic										
VOC's										
Benzene	< 0.03	mg/kg	0.03	0.096	1	8260B		11/7/2017	CJR	1
Bromobenzene	< 0.025	mg/kg	0.025	0.081	1	8260B		11/7/2017	CJR	1
Bromodichloromethane	< 0.074	mg/kg	0.074	0.24	1	8260B		11/7/2017	CJR	1
Bromoform	< 0.029	mg/kg	0.029	0.092	1	8260B		11/7/2017	CJR	1
tert-Butylbenzene	< 0.026	mg/kg	0.026	0.084	1	8260B		11/7/2017	CJR	1
sec-Butylbenzene	< 0.033	mg/kg	0.033	0.1	1	8260B		11/7/2017	CJR	1
n-Butylbenzene	< 0.04	mg/kg	0.04	0.13	1	8260B		11/7/2017	CJR	1
Carbon Tetrachloride	< 0.016	mg/kg	0.016	0.053	1	8260B		11/7/2017	CJR	1
Chlorobenzene	< 0.013	mg/kg	0.013	0.04	1	8260B		11/7/2017	CJR	1
Chloroethane	< 0.091	mg/kg	0.091	0.29	1	8260B		11/7/2017	CJR	1
Chloroform	< 0.035	mg/kg	0.035	0.11	1	8260B		11/7/2017	CJR	1
Chloromethane	< 0.076	mg/kg	0.076	0.24	1	8260B		11/7/2017	CJR	1
2-Chlorotoluene	< 0.015	mg/kg	0.015	0.047	1	8260B		11/7/2017	CJR	1
4-Chlorotoluene	< 0.018	mg/kg	0.018	0.057	1	8260B		11/7/2017	CJR	1
1,2-Dibromo-3-chloropropane	< 0.058	mg/kg	0.058	0.18	1	8260B		11/7/2017	CJR	1
Dibromochloromethane	< 0.025	mg/kg	0.025	0.079	1	8260B		11/7/2017	CJR	1
1,4-Dichlorobenzene	< 0.037	mg/kg	0.037	0.12	1	8260B		11/7/2017	CJR	1
1,3-Dichlorobenzene	< 0.037	mg/kg	0.037	0.12	1	8260B		11/7/2017	CJR	1
1,2-Dichlorobenzene	< 0.028	mg/kg	0.028	0.088	1	8260B		11/7/2017	CJR	1
Dichlorodifluoromethane	< 0.048	mg/kg	0.048	0.15	1	8260B		11/7/2017	CJR	1
1,2-Dichloroethane	< 0.038	mg/kg	0.038	0.12	1	8260B		11/7/2017	CJR	1
1,1-Dichloroethane	< 0.034	mg/kg	0.034	0.11	1	8260B		11/7/2017	CJR	1
1,1-Dichloroethene	< 0.022	mg/kg	0.022	0.069	1	8260B		11/7/2017	CJR	1
cis-1,2-Dichloroethene	< 0.032	mg/kg	0.032	0.1	1	8260B		11/7/2017	CJR	1
trans-1,2-Dichloroethene	< 0.028	mg/kg	0.028	0.09	1	8260B		11/7/2017	CJR	1
1,2-Dichloropropane	< 0.035	mg/kg	0.035	0.11	1	8260B		11/7/2017	CJR	1
1,3-Dichloropropane	< 0.025	mg/kg	0.025	0.079	1	8260B		11/7/2017	CJR	1
trans-1,3-Dichloropropene	< 0.022	mg/kg	0.022	0.068	1	8260B		11/7/2017	CJR	1
cis-1,3-Dichloropropene	< 0.039	mg/kg	0.039	0.12	1	8260B		11/7/2017	CJR	1
Di-isopropyl ether	< 0.01	mg/kg	0.01	0.032	1	8260B		11/7/2017	CJR	1
EDB (1,2-Dibromoethane)	< 0.023	mg/kg	0.023	0.072	1	8260B		11/7/2017	CJR	1
Ethylbenzene	< 0.035	mg/kg	0.035	0.11	1	8260B		11/7/2017	CJR	1
Hexachlorobutadiene	< 0.085	mg/kg	0.085	0.27	1	8260B		11/7/2017	CJR	1
Isopropylbenzene	< 0.034	mg/kg	0.034	0.11	1	8260B		11/7/2017	CJR	1
p-Isopropyltoluene	< 0.029	mg/kg	0.029	0.093	1	8260B		11/7/2017	CJR	1
Methylene chloride	< 0.15	mg/kg	0.15	0.46	1	8260B		11/7/2017	CJR	1
Methyl tert-butyl ether (MTBE)	< 0.05	mg/kg	0.05	0.16	1	8260B		11/7/2017	CJR	1
Naphthalene	< 0.094	mg/kg	0.094	0.3	1	8260B		11/7/2017	CJR	1
n-Propylbenzene	< 0.033	mg/kg	0.033	0.1	1	8260B		11/7/2017	CJR	1
1,1,2,2-Tetrachloroethane	< 0.028	mg/kg	0.028	0.88	1	8260B		11/7/2017	CJR	1
1,1,1,2-Tetrachloroethane	< 0.028	mg/kg	0.028	0.09	1	8260B		11/7/2017	CJR	1
Tetrachloroethene	< 0.032	mg/kg	0.032	0.1	1	8260B		11/7/2017	CJR	1
Toluene	< 0.032	mg/kg	0.032	0.1	1	8260B		11/7/2017	CJR	1
1,2,4-Trichlorobenzene	< 0.064	mg/kg	0.064	0.2	1	8260B		11/7/2017	CJR	1
1,2,3-Trichlorobenzene	< 0.066	mg/kg	0.066	0.21	1	8260B		11/7/2017	CJR	1
1,1,1-Trichloroethane	< 0.03	mg/kg	0.03	0.96	1	8260B		11/7/2017	CJR	1

Project Name ACME **Invoice #** E33787
Project # 12884

Lab Code 533787LL
Sample ID GP-14 10-12
Sample Matrix Soil
Sample Date 10/23/2017

	Result	Unit	LOD	LOQ	Dil	Method	Ext Date	Run Date	Analyst	Code
1,1,2-Trichloroethane	< 0.033	mg/kg	0.033	0.11	1	8260B		11/7/2017	CJR	1
Trichloroethene (TCE)	< 0.041	mg/kg	0.041	0.13	1	8260B		11/7/2017	CJR	1
Trichlorofluoromethane	< 0.041	mg/kg	0.041	0.13	1	8260B		11/7/2017	CJR	1
1,2,4-Trimethylbenzene	< 0.025	mg/kg	0.025	0.08	1	8260B		11/7/2017	CJR	1
1,3,5-Trimethylbenzene	< 0.032	mg/kg	0.032	0.1	1	8260B		11/7/2017	CJR	1
Vinyl Chloride	< 0.019	mg/kg	0.019	0.062	1	8260B		11/7/2017	CJR	1
m&p-Xylene	< 0.072	mg/kg	0.072	0.23	1	8260B		11/7/2017	CJR	1
o-Xylene	< 0.044	mg/kg	0.044	0.14	1	8260B		11/7/2017	CJR	1
SUR - Dibromofluoromethane	97	Rec %			1	8260B		11/7/2017	CJR	1
SUR - Toluene-d8	98	Rec %			1	8260B		11/7/2017	CJR	1
SUR - 4-Bromofluorobenzene	95	Rec %			1	8260B		11/7/2017	CJR	1
SUR - 1,2-Dichloroethane-d4	101	Rec %			1	8260B		11/7/2017	CJR	1

Project Name ACME **Invoice #** E33787
Project # 12884

Lab Code 533787MM
Sample ID GP-14 12-14
Sample Matrix Soil
Sample Date 10/23/2017

	Result	Unit	LOD	LOQ	Dil	Method	Ext Date	Run Date	Analyst	Code
General										
General										
Solids Percent	87.6	%			1	5021		10/26/2017	NJC	1
Organic										
VOC's										
Benzene	< 0.03	mg/kg	0.03	0.096	1	8260B		11/8/2017	CJR	1
Bromobenzene	< 0.025	mg/kg	0.025	0.081	1	8260B		11/8/2017	CJR	1
Bromodichloromethane	< 0.074	mg/kg	0.074	0.24	1	8260B		11/8/2017	CJR	1
Bromoform	< 0.029	mg/kg	0.029	0.092	1	8260B		11/8/2017	CJR	1
tert-Butylbenzene	< 0.026	mg/kg	0.026	0.084	1	8260B		11/8/2017	CJR	1
sec-Butylbenzene	< 0.033	mg/kg	0.033	0.1	1	8260B		11/8/2017	CJR	1
n-Butylbenzene	< 0.04	mg/kg	0.04	0.13	1	8260B		11/8/2017	CJR	1
Carbon Tetrachloride	< 0.016	mg/kg	0.016	0.053	1	8260B		11/8/2017	CJR	1
Chlorobenzene	< 0.013	mg/kg	0.013	0.04	1	8260B		11/8/2017	CJR	1
Chloroethane	< 0.091	mg/kg	0.091	0.29	1	8260B		11/8/2017	CJR	1
Chloroform	< 0.035	mg/kg	0.035	0.11	1	8260B		11/8/2017	CJR	1
Chloromethane	< 0.076	mg/kg	0.076	0.24	1	8260B		11/8/2017	CJR	1
2-Chlorotoluene	< 0.015	mg/kg	0.015	0.047	1	8260B		11/8/2017	CJR	1
4-Chlorotoluene	< 0.018	mg/kg	0.018	0.057	1	8260B		11/8/2017	CJR	1
1,2-Dibromo-3-chloropropane	< 0.058	mg/kg	0.058	0.18	1	8260B		11/8/2017	CJR	1
Dibromochloromethane	< 0.025	mg/kg	0.025	0.079	1	8260B		11/8/2017	CJR	1
1,4-Dichlorobenzene	< 0.037	mg/kg	0.037	0.12	1	8260B		11/8/2017	CJR	1
1,3-Dichlorobenzene	< 0.037	mg/kg	0.037	0.12	1	8260B		11/8/2017	CJR	1
1,2-Dichlorobenzene	< 0.028	mg/kg	0.028	0.088	1	8260B		11/8/2017	CJR	1
Dichlorodifluoromethane	< 0.048	mg/kg	0.048	0.15	1	8260B		11/8/2017	CJR	1
1,2-Dichloroethane	< 0.038	mg/kg	0.038	0.12	1	8260B		11/8/2017	CJR	1
1,1-Dichloroethane	< 0.034	mg/kg	0.034	0.11	1	8260B		11/8/2017	CJR	1
1,1-Dichloroethene	< 0.022	mg/kg	0.022	0.069	1	8260B		11/8/2017	CJR	1
cis-1,2-Dichloroethene	< 0.032	mg/kg	0.032	0.1	1	8260B		11/8/2017	CJR	1
trans-1,2-Dichloroethene	< 0.028	mg/kg	0.028	0.09	1	8260B		11/8/2017	CJR	1
1,2-Dichloropropane	< 0.035	mg/kg	0.035	0.11	1	8260B		11/8/2017	CJR	1
1,3-Dichloropropane	< 0.025	mg/kg	0.025	0.079	1	8260B		11/8/2017	CJR	1
trans-1,3-Dichloropropene	< 0.022	mg/kg	0.022	0.068	1	8260B		11/8/2017	CJR	1
cis-1,3-Dichloropropene	< 0.039	mg/kg	0.039	0.12	1	8260B		11/8/2017	CJR	1
Di-isopropyl ether	< 0.01	mg/kg	0.01	0.032	1	8260B		11/8/2017	CJR	1
EDB (1,2-Dibromoethane)	< 0.023	mg/kg	0.023	0.072	1	8260B		11/8/2017	CJR	1
Ethylbenzene	< 0.035	mg/kg	0.035	0.11	1	8260B		11/8/2017	CJR	1
Hexachlorobutadiene	< 0.085	mg/kg	0.085	0.27	1	8260B		11/8/2017	CJR	1
Isopropylbenzene	< 0.034	mg/kg	0.034	0.11	1	8260B		11/8/2017	CJR	1
p-Isopropyltoluene	< 0.029	mg/kg	0.029	0.093	1	8260B		11/8/2017	CJR	1
Methylene chloride	< 0.15	mg/kg	0.15	0.46	1	8260B		11/8/2017	CJR	1
Methyl tert-butyl ether (MTBE)	< 0.05	mg/kg	0.05	0.16	1	8260B		11/8/2017	CJR	1
Naphthalene	< 0.094	mg/kg	0.094	0.3	1	8260B		11/8/2017	CJR	1
n-Propylbenzene	< 0.033	mg/kg	0.033	0.1	1	8260B		11/8/2017	CJR	1
1,1,2,2-Tetrachloroethane	< 0.028	mg/kg	0.028	0.88	1	8260B		11/8/2017	CJR	1
1,1,1,2-Tetrachloroethane	< 0.028	mg/kg	0.028	0.09	1	8260B		11/8/2017	CJR	1
Tetrachloroethene	< 0.032	mg/kg	0.032	0.1	1	8260B		11/8/2017	CJR	1
Toluene	< 0.032	mg/kg	0.032	0.1	1	8260B		11/8/2017	CJR	1
1,2,4-Trichlorobenzene	< 0.064	mg/kg	0.064	0.2	1	8260B		11/8/2017	CJR	1
1,2,3-Trichlorobenzene	< 0.066	mg/kg	0.066	0.21	1	8260B		11/8/2017	CJR	1
1,1,1-Trichloroethane	< 0.03	mg/kg	0.03	0.96	1	8260B		11/8/2017	CJR	1

Project Name ACME **Invoice #** E33787
Project # 12884

Lab Code 533787MM
Sample ID GP-14 12-14
Sample Matrix Soil
Sample Date 10/23/2017

	Result	Unit	LOD	LOQ	Dil	Method	Ext Date	Run Date	Analyst	Code
1,1,2-Trichloroethane	< 0.033	mg/kg	0.033	0.11	1	8260B		11/8/2017	CJR	1
Trichloroethene (TCE)	< 0.041	mg/kg	0.041	0.13	1	8260B		11/8/2017	CJR	1
Trichlorofluoromethane	< 0.041	mg/kg	0.041	0.13	1	8260B		11/8/2017	CJR	1
1,2,4-Trimethylbenzene	< 0.025	mg/kg	0.025	0.08	1	8260B		11/8/2017	CJR	1
1,3,5-Trimethylbenzene	< 0.032	mg/kg	0.032	0.1	1	8260B		11/8/2017	CJR	1
Vinyl Chloride	< 0.019	mg/kg	0.019	0.062	1	8260B		11/8/2017	CJR	1
m&p-Xylene	< 0.072	mg/kg	0.072	0.23	1	8260B		11/8/2017	CJR	1
o-Xylene	< 0.044	mg/kg	0.044	0.14	1	8260B		11/8/2017	CJR	1
SUR - 4-Bromofluorobenzene	94	Rec %			1	8260B		11/8/2017	CJR	1
SUR - Dibromofluoromethane	97	Rec %			1	8260B		11/8/2017	CJR	1
SUR - Toluene-d8	99	Rec %			1	8260B		11/8/2017	CJR	1
SUR - 1,2-Dichloroethane-d4	99	Rec %			1	8260B		11/8/2017	CJR	1

Project Name ACME **Invoice #** E33787
Project # 12884

Lab Code 533787NN
Sample ID GP-15 2-4
Sample Matrix Soil
Sample Date 10/23/2017

	Result	Unit	LOD	LOQ	Dil	Method	Ext Date	Run Date	Analyst	Code
General										
General										
Solids Percent	94.7	%			1	5021		10/26/2017	NJC	1
Organic										
VOC's										
Benzene	< 0.03	mg/kg	0.03	0.096	1	8260B		11/8/2017	CJR	1
Bromobenzene	< 0.025	mg/kg	0.025	0.081	1	8260B		11/8/2017	CJR	1
Bromodichloromethane	< 0.074	mg/kg	0.074	0.24	1	8260B		11/8/2017	CJR	1
Bromoform	< 0.029	mg/kg	0.029	0.092	1	8260B		11/8/2017	CJR	1
tert-Butylbenzene	< 0.026	mg/kg	0.026	0.084	1	8260B		11/8/2017	CJR	1
sec-Butylbenzene	< 0.033	mg/kg	0.033	0.1	1	8260B		11/8/2017	CJR	1
n-Butylbenzene	< 0.04	mg/kg	0.04	0.13	1	8260B		11/8/2017	CJR	1
Carbon Tetrachloride	< 0.016	mg/kg	0.016	0.053	1	8260B		11/8/2017	CJR	1
Chlorobenzene	< 0.013	mg/kg	0.013	0.04	1	8260B		11/8/2017	CJR	1
Chloroethane	< 0.091	mg/kg	0.091	0.29	1	8260B		11/8/2017	CJR	1
Chloroform	< 0.035	mg/kg	0.035	0.11	1	8260B		11/8/2017	CJR	1
Chloromethane	< 0.076	mg/kg	0.076	0.24	1	8260B		11/8/2017	CJR	1
2-Chlorotoluene	< 0.015	mg/kg	0.015	0.047	1	8260B		11/8/2017	CJR	1
4-Chlorotoluene	< 0.018	mg/kg	0.018	0.057	1	8260B		11/8/2017	CJR	1
1,2-Dibromo-3-chloropropane	< 0.058	mg/kg	0.058	0.18	1	8260B		11/8/2017	CJR	1
Dibromochloromethane	< 0.025	mg/kg	0.025	0.079	1	8260B		11/8/2017	CJR	1
1,4-Dichlorobenzene	< 0.037	mg/kg	0.037	0.12	1	8260B		11/8/2017	CJR	1
1,3-Dichlorobenzene	< 0.037	mg/kg	0.037	0.12	1	8260B		11/8/2017	CJR	1
1,2-Dichlorobenzene	< 0.028	mg/kg	0.028	0.088	1	8260B		11/8/2017	CJR	1
Dichlorodifluoromethane	< 0.048	mg/kg	0.048	0.15	1	8260B		11/8/2017	CJR	1
1,2-Dichloroethane	< 0.038	mg/kg	0.038	0.12	1	8260B		11/8/2017	CJR	1
1,1-Dichloroethane	< 0.034	mg/kg	0.034	0.11	1	8260B		11/8/2017	CJR	1
1,1-Dichloroethene	< 0.022	mg/kg	0.022	0.069	1	8260B		11/8/2017	CJR	1
cis-1,2-Dichloroethene	< 0.032	mg/kg	0.032	0.1	1	8260B		11/8/2017	CJR	1
trans-1,2-Dichloroethene	< 0.028	mg/kg	0.028	0.09	1	8260B		11/8/2017	CJR	1
1,2-Dichloropropane	< 0.035	mg/kg	0.035	0.11	1	8260B		11/8/2017	CJR	1
1,3-Dichloropropane	< 0.025	mg/kg	0.025	0.079	1	8260B		11/8/2017	CJR	1
trans-1,3-Dichloropropene	< 0.022	mg/kg	0.022	0.068	1	8260B		11/8/2017	CJR	1
cis-1,3-Dichloropropene	< 0.039	mg/kg	0.039	0.12	1	8260B		11/8/2017	CJR	1
Di-isopropyl ether	< 0.01	mg/kg	0.01	0.032	1	8260B		11/8/2017	CJR	1
EDB (1,2-Dibromoethane)	< 0.023	mg/kg	0.023	0.072	1	8260B		11/8/2017	CJR	1
Ethylbenzene	< 0.035	mg/kg	0.035	0.11	1	8260B		11/8/2017	CJR	1
Hexachlorobutadiene	< 0.085	mg/kg	0.085	0.27	1	8260B		11/8/2017	CJR	1
Isopropylbenzene	< 0.034	mg/kg	0.034	0.11	1	8260B		11/8/2017	CJR	1
p-Isopropyltoluene	< 0.029	mg/kg	0.029	0.093	1	8260B		11/8/2017	CJR	1
Methylene chloride	< 0.15	mg/kg	0.15	0.46	1	8260B		11/8/2017	CJR	1
Methyl tert-butyl ether (MTBE)	< 0.05	mg/kg	0.05	0.16	1	8260B		11/8/2017	CJR	1
Naphthalene	< 0.094	mg/kg	0.094	0.3	1	8260B		11/8/2017	CJR	1
n-Propylbenzene	< 0.033	mg/kg	0.033	0.1	1	8260B		11/8/2017	CJR	1
1,1,2,2-Tetrachloroethane	< 0.028	mg/kg	0.028	0.88	1	8260B		11/8/2017	CJR	1
1,1,1,2-Tetrachloroethane	< 0.028	mg/kg	0.028	0.09	1	8260B		11/8/2017	CJR	1
Tetrachloroethene	< 0.032	mg/kg	0.032	0.1	1	8260B		11/8/2017	CJR	1
Toluene	< 0.032	mg/kg	0.032	0.1	1	8260B		11/8/2017	CJR	1
1,2,4-Trichlorobenzene	< 0.064	mg/kg	0.064	0.2	1	8260B		11/8/2017	CJR	1
1,2,3-Trichlorobenzene	< 0.066	mg/kg	0.066	0.21	1	8260B		11/8/2017	CJR	1
1,1,1-Trichloroethane	0.144 "J"	mg/kg	0.03	0.96	1	8260B		11/8/2017	CJR	1

Project Name ACME **Invoice #** E33787
Project # 12884

Lab Code 533787NN
Sample ID GP-15 2-4
Sample Matrix Soil
Sample Date 10/23/2017

	Result	Unit	LOD	LOQ	Dil	Method	Ext Date	Run Date	Analyst	Code
1,1,2-Trichloroethane	< 0.033	mg/kg	0.033	0.11	1	8260B		11/8/2017	CJR	1
Trichloroethene (TCE)	0.156	mg/kg	0.041	0.13	1	8260B		11/8/2017	CJR	1
Trichlorofluoromethane	< 0.041	mg/kg	0.041	0.13	1	8260B		11/8/2017	CJR	1
1,2,4-Trimethylbenzene	< 0.025	mg/kg	0.025	0.08	1	8260B		11/8/2017	CJR	1
1,3,5-Trimethylbenzene	< 0.032	mg/kg	0.032	0.1	1	8260B		11/8/2017	CJR	1
Vinyl Chloride	< 0.019	mg/kg	0.019	0.062	1	8260B		11/8/2017	CJR	1
m&p-Xylene	< 0.072	mg/kg	0.072	0.23	1	8260B		11/8/2017	CJR	1
o-Xylene	< 0.044	mg/kg	0.044	0.14	1	8260B		11/8/2017	CJR	1
SUR - 1,2-Dichloroethane-d4	102	Rec %			1	8260B		11/8/2017	CJR	1
SUR - 4-Bromofluorobenzene	97	Rec %			1	8260B		11/8/2017	CJR	1
SUR - Dibromofluoromethane	97	Rec %			1	8260B		11/8/2017	CJR	1
SUR - Toluene-d8	99	Rec %			1	8260B		11/8/2017	CJR	1

Project Name ACME **Invoice #** E33787
Project # 12884

Lab Code 533787OO
Sample ID GP-15 12-14
Sample Matrix Soil
Sample Date 10/23/2017

	Result	Unit	LOD	LOQ	Dil	Method	Ext Date	Run Date	Analyst	Code
General										
General										
Solids Percent	87.9	%			1	5021		10/26/2017	NJC	1
Organic										
VOC's										
Benzene	< 0.03	mg/kg	0.03	0.096	1	8260B		11/8/2017	CJR	1
Bromobenzene	< 0.025	mg/kg	0.025	0.081	1	8260B		11/8/2017	CJR	1
Bromodichloromethane	< 0.074	mg/kg	0.074	0.24	1	8260B		11/8/2017	CJR	1
Bromoform	< 0.029	mg/kg	0.029	0.092	1	8260B		11/8/2017	CJR	1
tert-Butylbenzene	< 0.026	mg/kg	0.026	0.084	1	8260B		11/8/2017	CJR	1
sec-Butylbenzene	< 0.033	mg/kg	0.033	0.1	1	8260B		11/8/2017	CJR	1
n-Butylbenzene	< 0.04	mg/kg	0.04	0.13	1	8260B		11/8/2017	CJR	1
Carbon Tetrachloride	< 0.016	mg/kg	0.016	0.053	1	8260B		11/8/2017	CJR	1
Chlorobenzene	< 0.013	mg/kg	0.013	0.04	1	8260B		11/8/2017	CJR	1
Chloroethane	< 0.091	mg/kg	0.091	0.29	1	8260B		11/8/2017	CJR	1
Chloroform	< 0.035	mg/kg	0.035	0.11	1	8260B		11/8/2017	CJR	1
Chloromethane	< 0.076	mg/kg	0.076	0.24	1	8260B		11/8/2017	CJR	1
2-Chlorotoluene	< 0.015	mg/kg	0.015	0.047	1	8260B		11/8/2017	CJR	1
4-Chlorotoluene	< 0.018	mg/kg	0.018	0.057	1	8260B		11/8/2017	CJR	1
1,2-Dibromo-3-chloropropane	< 0.058	mg/kg	0.058	0.18	1	8260B		11/8/2017	CJR	1
Dibromochloromethane	< 0.025	mg/kg	0.025	0.079	1	8260B		11/8/2017	CJR	1
1,4-Dichlorobenzene	< 0.037	mg/kg	0.037	0.12	1	8260B		11/8/2017	CJR	1
1,3-Dichlorobenzene	< 0.037	mg/kg	0.037	0.12	1	8260B		11/8/2017	CJR	1
1,2-Dichlorobenzene	< 0.028	mg/kg	0.028	0.088	1	8260B		11/8/2017	CJR	1
Dichlorodifluoromethane	< 0.048	mg/kg	0.048	0.15	1	8260B		11/8/2017	CJR	1
1,2-Dichloroethane	< 0.038	mg/kg	0.038	0.12	1	8260B		11/8/2017	CJR	1
1,1-Dichloroethane	0.061 "J"	mg/kg	0.034	0.11	1	8260B		11/8/2017	CJR	1
1,1-Dichloroethene	< 0.022	mg/kg	0.022	0.069	1	8260B		11/8/2017	CJR	1
cis-1,2-Dichloroethene	0.059 "J"	mg/kg	0.032	0.1	1	8260B		11/8/2017	CJR	1
trans-1,2-Dichloroethene	< 0.028	mg/kg	0.028	0.09	1	8260B		11/8/2017	CJR	1
1,2-Dichloropropane	< 0.035	mg/kg	0.035	0.11	1	8260B		11/8/2017	CJR	1
1,3-Dichloropropane	< 0.025	mg/kg	0.025	0.079	1	8260B		11/8/2017	CJR	1
trans-1,3-Dichloropropene	< 0.022	mg/kg	0.022	0.068	1	8260B		11/8/2017	CJR	1
cis-1,3-Dichloropropene	< 0.039	mg/kg	0.039	0.12	1	8260B		11/8/2017	CJR	1
Di-isopropyl ether	< 0.01	mg/kg	0.01	0.032	1	8260B		11/8/2017	CJR	1
EDB (1,2-Dibromoethane)	< 0.023	mg/kg	0.023	0.072	1	8260B		11/8/2017	CJR	1
Ethylbenzene	< 0.035	mg/kg	0.035	0.11	1	8260B		11/8/2017	CJR	1
Hexachlorobutadiene	< 0.085	mg/kg	0.085	0.27	1	8260B		11/8/2017	CJR	1
Isopropylbenzene	< 0.034	mg/kg	0.034	0.11	1	8260B		11/8/2017	CJR	1
p-Isopropyltoluene	< 0.029	mg/kg	0.029	0.093	1	8260B		11/8/2017	CJR	1
Methylene chloride	< 0.15	mg/kg	0.15	0.46	1	8260B		11/8/2017	CJR	1
Methyl tert-butyl ether (MTBE)	< 0.05	mg/kg	0.05	0.16	1	8260B		11/8/2017	CJR	1
Naphthalene	< 0.094	mg/kg	0.094	0.3	1	8260B		11/8/2017	CJR	1
n-Propylbenzene	< 0.033	mg/kg	0.033	0.1	1	8260B		11/8/2017	CJR	1
1,1,2,2-Tetrachloroethane	< 0.028	mg/kg	0.028	0.88	1	8260B		11/8/2017	CJR	1
1,1,1,2-Tetrachloroethane	< 0.028	mg/kg	0.028	0.09	1	8260B		11/8/2017	CJR	1
Tetrachloroethene	< 0.032	mg/kg	0.032	0.1	1	8260B		11/8/2017	CJR	1
Toluene	< 0.032	mg/kg	0.032	0.1	1	8260B		11/8/2017	CJR	1
1,2,4-Trichlorobenzene	< 0.064	mg/kg	0.064	0.2	1	8260B		11/8/2017	CJR	1
1,2,3-Trichlorobenzene	< 0.066	mg/kg	0.066	0.21	1	8260B		11/8/2017	CJR	1
1,1,1-Trichloroethane	< 0.03	mg/kg	0.03	0.96	1	8260B		11/8/2017	CJR	1

Project Name ACME **Invoice #** E33787
Project # 12884

Lab Code 533787OO
Sample ID GP-15 12-14
Sample Matrix Soil
Sample Date 10/23/2017

	Result	Unit	LOD	LOQ	Dil	Method	Ext Date	Run Date	Analyst	Code
1,1,2-Trichloroethane	< 0.033	mg/kg	0.033	0.11	1	8260B		11/8/2017	CJR	1
Trichloroethene (TCE)	< 0.041	mg/kg	0.041	0.13	1	8260B		11/8/2017	CJR	1
Trichlorofluoromethane	< 0.041	mg/kg	0.041	0.13	1	8260B		11/8/2017	CJR	1
1,2,4-Trimethylbenzene	< 0.025	mg/kg	0.025	0.08	1	8260B		11/8/2017	CJR	1
1,3,5-Trimethylbenzene	< 0.032	mg/kg	0.032	0.1	1	8260B		11/8/2017	CJR	1
Vinyl Chloride	< 0.019	mg/kg	0.019	0.062	1	8260B		11/8/2017	CJR	1
m&p-Xylene	< 0.072	mg/kg	0.072	0.23	1	8260B		11/8/2017	CJR	1
o-Xylene	< 0.044	mg/kg	0.044	0.14	1	8260B		11/8/2017	CJR	1
SUR - Toluene-d8	97	Rec %			1	8260B		11/8/2017	CJR	1
SUR - Dibromofluoromethane	98	Rec %			1	8260B		11/8/2017	CJR	1
SUR - 4-Bromofluorobenzene	90	Rec %			1	8260B		11/8/2017	CJR	1
SUR - 1,2-Dichloroethane-d4	98	Rec %			1	8260B		11/8/2017	CJR	1

Project Name ACME **Invoice #** E33787
Project # 12884

Lab Code 533787PP
Sample ID GP-15 6-8
Sample Matrix Soil
Sample Date 10/23/2017

	Result	Unit	LOD	LOQ	Dil	Method	Ext Date	Run Date	Analyst	Code
General										
General										
Solids Percent	86.0	%			1	5021		10/26/2017	NJC	1
Organic										
VOC's										
Benzene	< 0.03	mg/kg	0.03	0.096	1	8260B		11/8/2017	CJR	1
Bromobenzene	< 0.025	mg/kg	0.025	0.081	1	8260B		11/8/2017	CJR	1
Bromodichloromethane	< 0.074	mg/kg	0.074	0.24	1	8260B		11/8/2017	CJR	1
Bromoform	< 0.029	mg/kg	0.029	0.092	1	8260B		11/8/2017	CJR	1
tert-Butylbenzene	< 0.026	mg/kg	0.026	0.084	1	8260B		11/8/2017	CJR	1
sec-Butylbenzene	< 0.033	mg/kg	0.033	0.1	1	8260B		11/8/2017	CJR	1
n-Butylbenzene	< 0.04	mg/kg	0.04	0.13	1	8260B		11/8/2017	CJR	1
Carbon Tetrachloride	< 0.016	mg/kg	0.016	0.053	1	8260B		11/8/2017	CJR	1
Chlorobenzene	< 0.013	mg/kg	0.013	0.04	1	8260B		11/8/2017	CJR	1
Chloroethane	< 0.091	mg/kg	0.091	0.29	1	8260B		11/8/2017	CJR	1
Chloroform	< 0.035	mg/kg	0.035	0.11	1	8260B		11/8/2017	CJR	1
Chloromethane	< 0.076	mg/kg	0.076	0.24	1	8260B		11/8/2017	CJR	1
2-Chlorotoluene	< 0.015	mg/kg	0.015	0.047	1	8260B		11/8/2017	CJR	1
4-Chlorotoluene	< 0.018	mg/kg	0.018	0.057	1	8260B		11/8/2017	CJR	1
1,2-Dibromo-3-chloropropane	< 0.058	mg/kg	0.058	0.18	1	8260B		11/8/2017	CJR	1
Dibromochloromethane	< 0.025	mg/kg	0.025	0.079	1	8260B		11/8/2017	CJR	1
1,4-Dichlorobenzene	< 0.037	mg/kg	0.037	0.12	1	8260B		11/8/2017	CJR	1
1,3-Dichlorobenzene	< 0.037	mg/kg	0.037	0.12	1	8260B		11/8/2017	CJR	1
1,2-Dichlorobenzene	< 0.028	mg/kg	0.028	0.088	1	8260B		11/8/2017	CJR	1
Dichlorodifluoromethane	< 0.048	mg/kg	0.048	0.15	1	8260B		11/8/2017	CJR	1
1,2-Dichloroethane	< 0.038	mg/kg	0.038	0.12	1	8260B		11/8/2017	CJR	1
1,1-Dichloroethane	< 0.034	mg/kg	0.034	0.11	1	8260B		11/8/2017	CJR	1
1,1-Dichloroethene	< 0.022	mg/kg	0.022	0.069	1	8260B		11/8/2017	CJR	1
cis-1,2-Dichloroethene	< 0.032	mg/kg	0.032	0.1	1	8260B		11/8/2017	CJR	1
trans-1,2-Dichloroethene	< 0.028	mg/kg	0.028	0.09	1	8260B		11/8/2017	CJR	1
1,2-Dichloropropane	< 0.035	mg/kg	0.035	0.11	1	8260B		11/8/2017	CJR	1
1,3-Dichloropropane	< 0.025	mg/kg	0.025	0.079	1	8260B		11/8/2017	CJR	1
trans-1,3-Dichloropropene	< 0.022	mg/kg	0.022	0.068	1	8260B		11/8/2017	CJR	1
cis-1,3-Dichloropropene	< 0.039	mg/kg	0.039	0.12	1	8260B		11/8/2017	CJR	1
Di-isopropyl ether	< 0.01	mg/kg	0.01	0.032	1	8260B		11/8/2017	CJR	1
EDB (1,2-Dibromoethane)	< 0.023	mg/kg	0.023	0.072	1	8260B		11/8/2017	CJR	1
Ethylbenzene	< 0.035	mg/kg	0.035	0.11	1	8260B		11/8/2017	CJR	1
Hexachlorobutadiene	< 0.085	mg/kg	0.085	0.27	1	8260B		11/8/2017	CJR	1
Isopropylbenzene	< 0.034	mg/kg	0.034	0.11	1	8260B		11/8/2017	CJR	1
p-Isopropyltoluene	< 0.029	mg/kg	0.029	0.093	1	8260B		11/8/2017	CJR	1
Methylene chloride	< 0.15	mg/kg	0.15	0.46	1	8260B		11/8/2017	CJR	1
Methyl tert-butyl ether (MTBE)	< 0.05	mg/kg	0.05	0.16	1	8260B		11/8/2017	CJR	1
Naphthalene	< 0.094	mg/kg	0.094	0.3	1	8260B		11/8/2017	CJR	1
n-Propylbenzene	< 0.033	mg/kg	0.033	0.1	1	8260B		11/8/2017	CJR	1
1,1,2,2-Tetrachloroethane	< 0.028	mg/kg	0.028	0.88	1	8260B		11/8/2017	CJR	1
1,1,1,2-Tetrachloroethane	< 0.028	mg/kg	0.028	0.09	1	8260B		11/8/2017	CJR	1
Tetrachloroethene	< 0.032	mg/kg	0.032	0.1	1	8260B		11/8/2017	CJR	1
Toluene	< 0.032	mg/kg	0.032	0.1	1	8260B		11/8/2017	CJR	1
1,2,4-Trichlorobenzene	< 0.064	mg/kg	0.064	0.2	1	8260B		11/8/2017	CJR	1
1,2,3-Trichlorobenzene	< 0.066	mg/kg	0.066	0.21	1	8260B		11/8/2017	CJR	1
1,1,1-Trichloroethane	< 0.03	mg/kg	0.03	0.96	1	8260B		11/8/2017	CJR	1

Project Name ACME **Invoice #** E33787
Project # 12884

Lab Code 533787PP
Sample ID GP-15 6-8
Sample Matrix Soil
Sample Date 10/23/2017

	Result	Unit	LOD	LOQ	Dil	Method	Ext Date	Run Date	Analyst	Code
1,1,2-Trichloroethane	< 0.033	mg/kg	0.033	0.11	1	8260B		11/8/2017	CJR	1
Trichloroethene (TCE)	< 0.041	mg/kg	0.041	0.13	1	8260B		11/8/2017	CJR	1
Trichlorofluoromethane	< 0.041	mg/kg	0.041	0.13	1	8260B		11/8/2017	CJR	1
1,2,4-Trimethylbenzene	< 0.025	mg/kg	0.025	0.08	1	8260B		11/8/2017	CJR	1
1,3,5-Trimethylbenzene	< 0.032	mg/kg	0.032	0.1	1	8260B		11/8/2017	CJR	1
Vinyl Chloride	< 0.019	mg/kg	0.019	0.062	1	8260B		11/8/2017	CJR	1
m&p-Xylene	< 0.072	mg/kg	0.072	0.23	1	8260B		11/8/2017	CJR	1
o-Xylene	< 0.044	mg/kg	0.044	0.14	1	8260B		11/8/2017	CJR	1
SUR - 1,2-Dichloroethane-d4	101	Rec %			1	8260B		11/8/2017	CJR	1
SUR - 4-Bromofluorobenzene	91	Rec %			1	8260B		11/8/2017	CJR	1
SUR - Dibromofluoromethane	97	Rec %			1	8260B		11/8/2017	CJR	1
SUR - Toluene-d8	98	Rec %			1	8260B		11/8/2017	CJR	1

Project Name ACME **Invoice #** E33787
Project # 12884

Lab Code 533787QQ
Sample ID GP-16 2-4
Sample Matrix Soil
Sample Date 10/23/2017

	Result	Unit	LOD	LOQ	Dil	Method	Ext Date	Run Date	Analyst	Code
General										
General										
Solids Percent	95.8	%			1	5021		10/26/2017	NJC	1
Organic										
VOC's										
Benzene	< 0.03	mg/kg	0.03	0.096	1	8260B		11/8/2017	CJR	1
Bromobenzene	< 0.025	mg/kg	0.025	0.081	1	8260B		11/8/2017	CJR	1
Bromodichloromethane	< 0.074	mg/kg	0.074	0.24	1	8260B		11/8/2017	CJR	1
Bromoform	< 0.029	mg/kg	0.029	0.092	1	8260B		11/8/2017	CJR	1
tert-Butylbenzene	< 0.026	mg/kg	0.026	0.084	1	8260B		11/8/2017	CJR	1
sec-Butylbenzene	< 0.033	mg/kg	0.033	0.1	1	8260B		11/8/2017	CJR	1
n-Butylbenzene	< 0.04	mg/kg	0.04	0.13	1	8260B		11/8/2017	CJR	1
Carbon Tetrachloride	< 0.016	mg/kg	0.016	0.053	1	8260B		11/8/2017	CJR	1
Chlorobenzene	< 0.013	mg/kg	0.013	0.04	1	8260B		11/8/2017	CJR	1
Chloroethane	< 0.091	mg/kg	0.091	0.29	1	8260B		11/8/2017	CJR	1
Chloroform	< 0.035	mg/kg	0.035	0.11	1	8260B		11/8/2017	CJR	1
Chloromethane	< 0.076	mg/kg	0.076	0.24	1	8260B		11/8/2017	CJR	1
2-Chlorotoluene	< 0.015	mg/kg	0.015	0.047	1	8260B		11/8/2017	CJR	1
4-Chlorotoluene	< 0.018	mg/kg	0.018	0.057	1	8260B		11/8/2017	CJR	1
1,2-Dibromo-3-chloropropane	< 0.058	mg/kg	0.058	0.18	1	8260B		11/8/2017	CJR	1
Dibromochloromethane	< 0.025	mg/kg	0.025	0.079	1	8260B		11/8/2017	CJR	1
1,4-Dichlorobenzene	< 0.037	mg/kg	0.037	0.12	1	8260B		11/8/2017	CJR	1
1,3-Dichlorobenzene	< 0.037	mg/kg	0.037	0.12	1	8260B		11/8/2017	CJR	1
1,2-Dichlorobenzene	< 0.028	mg/kg	0.028	0.088	1	8260B		11/8/2017	CJR	1
Dichlorodifluoromethane	< 0.048	mg/kg	0.048	0.15	1	8260B		11/8/2017	CJR	1
1,2-Dichloroethane	< 0.038	mg/kg	0.038	0.12	1	8260B		11/8/2017	CJR	1
1,1-Dichloroethane	< 0.034	mg/kg	0.034	0.11	1	8260B		11/8/2017	CJR	1
1,1-Dichloroethene	< 0.022	mg/kg	0.022	0.069	1	8260B		11/8/2017	CJR	1
cis-1,2-Dichloroethene	< 0.032	mg/kg	0.032	0.1	1	8260B		11/8/2017	CJR	1
trans-1,2-Dichloroethene	< 0.028	mg/kg	0.028	0.09	1	8260B		11/8/2017	CJR	1
1,2-Dichloropropane	< 0.035	mg/kg	0.035	0.11	1	8260B		11/8/2017	CJR	1
1,3-Dichloropropane	< 0.025	mg/kg	0.025	0.079	1	8260B		11/8/2017	CJR	1
trans-1,3-Dichloropropene	< 0.022	mg/kg	0.022	0.068	1	8260B		11/8/2017	CJR	1
cis-1,3-Dichloropropene	< 0.039	mg/kg	0.039	0.12	1	8260B		11/8/2017	CJR	1
Di-isopropyl ether	< 0.01	mg/kg	0.01	0.032	1	8260B		11/8/2017	CJR	1
EDB (1,2-Dibromoethane)	< 0.023	mg/kg	0.023	0.072	1	8260B		11/8/2017	CJR	1
Ethylbenzene	< 0.035	mg/kg	0.035	0.11	1	8260B		11/8/2017	CJR	1
Hexachlorobutadiene	< 0.085	mg/kg	0.085	0.27	1	8260B		11/8/2017	CJR	1
Isopropylbenzene	< 0.034	mg/kg	0.034	0.11	1	8260B		11/8/2017	CJR	1
p-Isopropyltoluene	< 0.029	mg/kg	0.029	0.093	1	8260B		11/8/2017	CJR	1
Methylene chloride	< 0.15	mg/kg	0.15	0.46	1	8260B		11/8/2017	CJR	1
Methyl tert-butyl ether (MTBE)	< 0.05	mg/kg	0.05	0.16	1	8260B		11/8/2017	CJR	1
Naphthalene	< 0.094	mg/kg	0.094	0.3	1	8260B		11/8/2017	CJR	1
n-Propylbenzene	< 0.033	mg/kg	0.033	0.1	1	8260B		11/8/2017	CJR	1
1,1,2,2-Tetrachloroethane	< 0.028	mg/kg	0.028	0.88	1	8260B		11/8/2017	CJR	1
1,1,1,2-Tetrachloroethane	< 0.028	mg/kg	0.028	0.09	1	8260B		11/8/2017	CJR	1
Tetrachloroethene	< 0.032	mg/kg	0.032	0.1	1	8260B		11/8/2017	CJR	1
Toluene	< 0.032	mg/kg	0.032	0.1	1	8260B		11/8/2017	CJR	1
1,2,4-Trichlorobenzene	< 0.064	mg/kg	0.064	0.2	1	8260B		11/8/2017	CJR	1
1,2,3-Trichlorobenzene	< 0.066	mg/kg	0.066	0.21	1	8260B		11/8/2017	CJR	1
1,1,1-Trichloroethane	< 0.03	mg/kg	0.03	0.96	1	8260B		11/8/2017	CJR	1

Project Name ACME **Invoice #** E33787
Project # 12884

Lab Code 533787QQ
Sample ID GP-16 2-4
Sample Matrix Soil
Sample Date 10/23/2017

	Result	Unit	LOD	LOQ	Dil	Method	Ext Date	Run Date	Analyst	Code
1,1,2-Trichloroethane	< 0.033	mg/kg	0.033	0.11	1	8260B		11/8/2017	CJR	1
Trichloroethene (TCE)	< 0.041	mg/kg	0.041	0.13	1	8260B		11/8/2017	CJR	1
Trichlorofluoromethane	< 0.041	mg/kg	0.041	0.13	1	8260B		11/8/2017	CJR	1
1,2,4-Trimethylbenzene	< 0.025	mg/kg	0.025	0.08	1	8260B		11/8/2017	CJR	1
1,3,5-Trimethylbenzene	< 0.032	mg/kg	0.032	0.1	1	8260B		11/8/2017	CJR	1
Vinyl Chloride	< 0.019	mg/kg	0.019	0.062	1	8260B		11/8/2017	CJR	1
m&p-Xylene	< 0.072	mg/kg	0.072	0.23	1	8260B		11/8/2017	CJR	1
o-Xylene	< 0.044	mg/kg	0.044	0.14	1	8260B		11/8/2017	CJR	1
SUR - 4-Bromofluorobenzene	95	Rec %			1	8260B		11/8/2017	CJR	1
SUR - Dibromofluoromethane	96	Rec %			1	8260B		11/8/2017	CJR	1
SUR - 1,2-Dichloroethane-d4	101	Rec %			1	8260B		11/8/2017	CJR	1
SUR - Toluene-d8	98	Rec %			1	8260B		11/8/2017	CJR	1

Project Name ACME **Invoice #** E33787
Project # 12884

Lab Code 533787RR
Sample ID GP-16 6-8
Sample Matrix Soil
Sample Date 10/23/2017

	Result	Unit	LOD	LOQ	Dil	Method	Ext Date	Run Date	Analyst	Code
General										
General										
Solids Percent	91.8	%			1	5021		10/26/2017	NJC	1
Organic										
VOC's										
Benzene	< 0.03	mg/kg	0.03	0.096	1	8260B		11/8/2017	CJR	1
Bromobenzene	< 0.025	mg/kg	0.025	0.081	1	8260B		11/8/2017	CJR	1
Bromodichloromethane	< 0.074	mg/kg	0.074	0.24	1	8260B		11/8/2017	CJR	1
Bromoform	< 0.029	mg/kg	0.029	0.092	1	8260B		11/8/2017	CJR	1
tert-Butylbenzene	< 0.026	mg/kg	0.026	0.084	1	8260B		11/8/2017	CJR	1
sec-Butylbenzene	< 0.033	mg/kg	0.033	0.1	1	8260B		11/8/2017	CJR	1
n-Butylbenzene	< 0.04	mg/kg	0.04	0.13	1	8260B		11/8/2017	CJR	1
Carbon Tetrachloride	< 0.016	mg/kg	0.016	0.053	1	8260B		11/8/2017	CJR	1
Chlorobenzene	< 0.013	mg/kg	0.013	0.04	1	8260B		11/8/2017	CJR	1
Chloroethane	< 0.091	mg/kg	0.091	0.29	1	8260B		11/8/2017	CJR	1
Chloroform	< 0.035	mg/kg	0.035	0.11	1	8260B		11/8/2017	CJR	1
Chloromethane	< 0.076	mg/kg	0.076	0.24	1	8260B		11/8/2017	CJR	1
2-Chlorotoluene	< 0.015	mg/kg	0.015	0.047	1	8260B		11/8/2017	CJR	1
4-Chlorotoluene	< 0.018	mg/kg	0.018	0.057	1	8260B		11/8/2017	CJR	1
1,2-Dibromo-3-chloropropane	< 0.058	mg/kg	0.058	0.18	1	8260B		11/8/2017	CJR	1
Dibromochloromethane	< 0.025	mg/kg	0.025	0.079	1	8260B		11/8/2017	CJR	1
1,4-Dichlorobenzene	< 0.037	mg/kg	0.037	0.12	1	8260B		11/8/2017	CJR	1
1,3-Dichlorobenzene	< 0.037	mg/kg	0.037	0.12	1	8260B		11/8/2017	CJR	1
1,2-Dichlorobenzene	< 0.028	mg/kg	0.028	0.088	1	8260B		11/8/2017	CJR	1
Dichlorodifluoromethane	< 0.048	mg/kg	0.048	0.15	1	8260B		11/8/2017	CJR	1
1,2-Dichloroethane	< 0.038	mg/kg	0.038	0.12	1	8260B		11/8/2017	CJR	1
1,1-Dichloroethane	< 0.034	mg/kg	0.034	0.11	1	8260B		11/8/2017	CJR	1
1,1-Dichloroethene	< 0.022	mg/kg	0.022	0.069	1	8260B		11/8/2017	CJR	1
cis-1,2-Dichloroethene	< 0.032	mg/kg	0.032	0.1	1	8260B		11/8/2017	CJR	1
trans-1,2-Dichloroethene	< 0.028	mg/kg	0.028	0.09	1	8260B		11/8/2017	CJR	1
1,2-Dichloropropane	< 0.035	mg/kg	0.035	0.11	1	8260B		11/8/2017	CJR	1
1,3-Dichloropropane	< 0.025	mg/kg	0.025	0.079	1	8260B		11/8/2017	CJR	1
trans-1,3-Dichloropropene	< 0.022	mg/kg	0.022	0.068	1	8260B		11/8/2017	CJR	1
cis-1,3-Dichloropropene	< 0.039	mg/kg	0.039	0.12	1	8260B		11/8/2017	CJR	1
Di-isopropyl ether	< 0.01	mg/kg	0.01	0.032	1	8260B		11/8/2017	CJR	1
EDB (1,2-Dibromoethane)	< 0.023	mg/kg	0.023	0.072	1	8260B		11/8/2017	CJR	1
Ethylbenzene	< 0.035	mg/kg	0.035	0.11	1	8260B		11/8/2017	CJR	1
Hexachlorobutadiene	< 0.085	mg/kg	0.085	0.27	1	8260B		11/8/2017	CJR	1
Isopropylbenzene	< 0.034	mg/kg	0.034	0.11	1	8260B		11/8/2017	CJR	1
p-Isopropyltoluene	< 0.029	mg/kg	0.029	0.093	1	8260B		11/8/2017	CJR	1
Methylene chloride	< 0.15	mg/kg	0.15	0.46	1	8260B		11/8/2017	CJR	1
Methyl tert-butyl ether (MTBE)	< 0.05	mg/kg	0.05	0.16	1	8260B		11/8/2017	CJR	1
Naphthalene	0.174 "J"	mg/kg	0.094	0.3	1	8260B		11/8/2017	CJR	1
n-Propylbenzene	< 0.033	mg/kg	0.033	0.1	1	8260B		11/8/2017	CJR	1
1,1,2,2-Tetrachloroethane	< 0.028	mg/kg	0.028	0.88	1	8260B		11/8/2017	CJR	1
1,1,1,2-Tetrachloroethane	< 0.028	mg/kg	0.028	0.09	1	8260B		11/8/2017	CJR	1
Tetrachloroethene	0.184	mg/kg	0.032	0.1	1	8260B		11/8/2017	CJR	1
Toluene	0.133	mg/kg	0.032	0.1	1	8260B		11/8/2017	CJR	1
1,2,4-Trichlorobenzene	< 0.064	mg/kg	0.064	0.2	1	8260B		11/8/2017	CJR	1
1,2,3-Trichlorobenzene	< 0.066	mg/kg	0.066	0.21	1	8260B		11/8/2017	CJR	1
1,1,1-Trichloroethane	0.119 "J"	mg/kg	0.03	0.96	1	8260B		11/8/2017	CJR	1

Project Name ACME **Invoice #** E33787
Project # 12884

Lab Code 533787RR
Sample ID GP-16 6-8
Sample Matrix Soil
Sample Date 10/23/2017

	Result	Unit	LOD	LOQ	Dil	Method	Ext Date	Run Date	Analyst	Code
1,1,2-Trichloroethane	< 0.033	mg/kg	0.033	0.11	1	8260B		11/8/2017	CJR	1
Trichloroethene (TCE)	1.53	mg/kg	0.041	0.13	1	8260B		11/8/2017	CJR	1
Trichlorofluoromethane	< 0.041	mg/kg	0.041	0.13	1	8260B		11/8/2017	CJR	1
1,2,4-Trimethylbenzene	0.082	mg/kg	0.025	0.08	1	8260B		11/8/2017	CJR	1
1,3,5-Trimethylbenzene	< 0.032	mg/kg	0.032	0.1	1	8260B		11/8/2017	CJR	1
Vinyl Chloride	< 0.019	mg/kg	0.019	0.062	1	8260B		11/8/2017	CJR	1
m&p-Xylene	0.161 "J"	mg/kg	0.072	0.23	1	8260B		11/8/2017	CJR	1
o-Xylene	0.114 "J"	mg/kg	0.044	0.14	1	8260B		11/8/2017	CJR	1
SUR - 1,2-Dichloroethane-d4	100	Rec %			1	8260B		11/8/2017	CJR	1
SUR - 4-Bromofluorobenzene	96	Rec %			1	8260B		11/8/2017	CJR	1
SUR - Dibromofluoromethane	97	Rec %			1	8260B		11/8/2017	CJR	1
SUR - Toluene-d8	101	Rec %			1	8260B		11/8/2017	CJR	1

Project Name ACME **Invoice #** E33787
Project # 12884

Lab Code 533787SS
Sample ID GP-16 10-12
Sample Matrix Soil
Sample Date 10/23/2017

	Result	Unit	LOD	LOQ	Dil	Method	Ext Date	Run Date	Analyst	Code
General										
General										
Solids Percent	92.0	%			1	5021		11/1/2017	NJC	1
Organic										
VOC's										
Benzene	< 0.03	mg/kg	0.03	0.096	1	8260B		11/8/2017	CJR	1
Bromobenzene	< 0.025	mg/kg	0.025	0.081	1	8260B		11/8/2017	CJR	1
Bromodichloromethane	< 0.074	mg/kg	0.074	0.24	1	8260B		11/8/2017	CJR	1
Bromoform	< 0.029	mg/kg	0.029	0.092	1	8260B		11/8/2017	CJR	1
tert-Butylbenzene	< 0.026	mg/kg	0.026	0.084	1	8260B		11/8/2017	CJR	1
sec-Butylbenzene	< 0.033	mg/kg	0.033	0.1	1	8260B		11/8/2017	CJR	1
n-Butylbenzene	< 0.04	mg/kg	0.04	0.13	1	8260B		11/8/2017	CJR	1
Carbon Tetrachloride	< 0.016	mg/kg	0.016	0.053	1	8260B		11/8/2017	CJR	1
Chlorobenzene	< 0.013	mg/kg	0.013	0.04	1	8260B		11/8/2017	CJR	1
Chloroethane	< 0.091	mg/kg	0.091	0.29	1	8260B		11/8/2017	CJR	1
Chloroform	< 0.035	mg/kg	0.035	0.11	1	8260B		11/8/2017	CJR	1
Chloromethane	< 0.076	mg/kg	0.076	0.24	1	8260B		11/8/2017	CJR	1
2-Chlorotoluene	< 0.015	mg/kg	0.015	0.047	1	8260B		11/8/2017	CJR	1
4-Chlorotoluene	< 0.018	mg/kg	0.018	0.057	1	8260B		11/8/2017	CJR	1
1,2-Dibromo-3-chloropropane	< 0.058	mg/kg	0.058	0.18	1	8260B		11/8/2017	CJR	1
Dibromochloromethane	< 0.025	mg/kg	0.025	0.079	1	8260B		11/8/2017	CJR	1
1,4-Dichlorobenzene	< 0.037	mg/kg	0.037	0.12	1	8260B		11/8/2017	CJR	1
1,3-Dichlorobenzene	< 0.037	mg/kg	0.037	0.12	1	8260B		11/8/2017	CJR	1
1,2-Dichlorobenzene	< 0.028	mg/kg	0.028	0.088	1	8260B		11/8/2017	CJR	1
Dichlorodifluoromethane	< 0.048	mg/kg	0.048	0.15	1	8260B		11/8/2017	CJR	1
1,2-Dichloroethane	< 0.038	mg/kg	0.038	0.12	1	8260B		11/8/2017	CJR	1
1,1-Dichloroethane	< 0.034	mg/kg	0.034	0.11	1	8260B		11/8/2017	CJR	1
1,1-Dichloroethene	< 0.022	mg/kg	0.022	0.069	1	8260B		11/8/2017	CJR	1
cis-1,2-Dichloroethene	< 0.032	mg/kg	0.032	0.1	1	8260B		11/8/2017	CJR	1
trans-1,2-Dichloroethene	< 0.028	mg/kg	0.028	0.09	1	8260B		11/8/2017	CJR	1
1,2-Dichloropropane	< 0.035	mg/kg	0.035	0.11	1	8260B		11/8/2017	CJR	1
1,3-Dichloropropane	< 0.025	mg/kg	0.025	0.079	1	8260B		11/8/2017	CJR	1
trans-1,3-Dichloropropene	< 0.022	mg/kg	0.022	0.068	1	8260B		11/8/2017	CJR	1
cis-1,3-Dichloropropene	< 0.039	mg/kg	0.039	0.12	1	8260B		11/8/2017	CJR	1
Di-isopropyl ether	< 0.01	mg/kg	0.01	0.032	1	8260B		11/8/2017	CJR	1
EDB (1,2-Dibromoethane)	< 0.023	mg/kg	0.023	0.072	1	8260B		11/8/2017	CJR	1
Ethylbenzene	< 0.035	mg/kg	0.035	0.11	1	8260B		11/8/2017	CJR	1
Hexachlorobutadiene	< 0.085	mg/kg	0.085	0.27	1	8260B		11/8/2017	CJR	1
Isopropylbenzene	< 0.034	mg/kg	0.034	0.11	1	8260B		11/8/2017	CJR	1
p-Isopropyltoluene	< 0.029	mg/kg	0.029	0.093	1	8260B		11/8/2017	CJR	1
Methylene chloride	< 0.15	mg/kg	0.15	0.46	1	8260B		11/8/2017	CJR	1
Methyl tert-butyl ether (MTBE)	< 0.05	mg/kg	0.05	0.16	1	8260B		11/8/2017	CJR	1
Naphthalene	< 0.094	mg/kg	0.094	0.3	1	8260B		11/8/2017	CJR	1
n-Propylbenzene	< 0.033	mg/kg	0.033	0.1	1	8260B		11/8/2017	CJR	1
1,1,2,2-Tetrachloroethane	< 0.028	mg/kg	0.028	0.88	1	8260B		11/8/2017	CJR	1
1,1,1,2-Tetrachloroethane	< 0.028	mg/kg	0.028	0.09	1	8260B		11/8/2017	CJR	1
Tetrachloroethene	0.041 "J"	mg/kg	0.032	0.1	1	8260B		11/8/2017	CJR	1
Toluene	< 0.032	mg/kg	0.032	0.1	1	8260B		11/8/2017	CJR	1
1,2,4-Trichlorobenzene	< 0.064	mg/kg	0.064	0.2	1	8260B		11/8/2017	CJR	1
1,2,3-Trichlorobenzene	< 0.066	mg/kg	0.066	0.21	1	8260B		11/8/2017	CJR	1
1,1,1-Trichloroethane	0.054 "J"	mg/kg	0.03	0.96	1	8260B		11/8/2017	CJR	1

Project Name ACME **Invoice #** E33787
Project # 12884

Lab Code 533787SS
Sample ID GP-16 10-12
Sample Matrix Soil
Sample Date 10/23/2017

	Result	Unit	LOD	LOQ	Dil	Method	Ext Date	Run Date	Analyst	Code
1,1,2-Trichloroethane	< 0.033	mg/kg	0.033	0.11	1	8260B		11/8/2017	CJR	1
Trichloroethene (TCE)	0.62	mg/kg	0.041	0.13	1	8260B		11/8/2017	CJR	1
Trichlorofluoromethane	< 0.041	mg/kg	0.041	0.13	1	8260B		11/8/2017	CJR	1
1,2,4-Trimethylbenzene	< 0.025	mg/kg	0.025	0.08	1	8260B		11/8/2017	CJR	1
1,3,5-Trimethylbenzene	< 0.032	mg/kg	0.032	0.1	1	8260B		11/8/2017	CJR	1
Vinyl Chloride	< 0.019	mg/kg	0.019	0.062	1	8260B		11/8/2017	CJR	1
m&p-Xylene	< 0.072	mg/kg	0.072	0.23	1	8260B		11/8/2017	CJR	1
o-Xylene	< 0.044	mg/kg	0.044	0.14	1	8260B		11/8/2017	CJR	1
SUR - Toluene-d8	99	Rec %			1	8260B		11/8/2017	CJR	1
SUR - 1,2-Dichloroethane-d4	98	Rec %			1	8260B		11/8/2017	CJR	1
SUR - 4-Bromofluorobenzene	91	Rec %			1	8260B		11/8/2017	CJR	1
SUR - Dibromofluoromethane	97	Rec %			1	8260B		11/8/2017	CJR	1

"J" Flag: Analyte detected between LOD and LOQ LOD Limit of Detection LOQ Limit of Quantitation

Code	*Comment*
1	Laboratory QC within limits.

All solid sample results reported on a dry weight basis unless otherwise indicated. All LOD's and LOQ's are adjusted for dilutions but not dry weight. Subcontracted results are denoted by SUB in the analyst field.

Authorized Signature

APPENDIX H

Groundwater Laboratory Analytical Reports

Synergy Environmental Lab, INC.

1990 Prospect Ct., Appleton, WI 54914 *P 920-830-2455 * F 920-733-0631

KRISTEN KURZKA
THE SIGMA GROUP, INC.
1300 W. CANAL STREET
MILWAUKEE, WI 53233

Report Date *18-Aug-17*

Project Name ACME GALVANIZING **Invoice #** E33383
Project # 12884

Lab Code 5033383A
Sample ID MW-1A
Sample Matrix Water
Sample Date 8/9/2017

	Result	Unit	LOD	LOQ	Dil	Method	Ext Date	Run Date	Analyst	Code
Organic										
VOC's										
Benzene	< 0.17	ug/l	0.17	0.55	1	8260B		8/11/2017	CJR	1
Bromobenzene	< 0.43	ug/l	0.43	1.37	1	8260B		8/11/2017	CJR	1
Bromodichloromethane	< 0.31	ug/l	0.31	1	1	8260B		8/11/2017	CJR	1
Bromoform	< 0.49	ug/l	0.49	1.56	1	8260B		8/11/2017	CJR	1
tert-Butylbenzene	< 0.39	ug/l	0.39	1.23	1	8260B		8/11/2017	CJR	1
sec-Butylbenzene	< 0.24	ug/l	0.24	0.76	1	8260B		8/11/2017	CJR	1
n-Butylbenzene	< 0.34	ug/l	0.34	1.08	1	8260B		8/11/2017	CJR	1
Carbon Tetrachloride	< 0.21	ug/l	0.21	0.68	1	8260B		8/11/2017	CJR	1
Chlorobenzene	< 0.27	ug/l	0.27	0.86	1	8260B		8/11/2017	CJR	1
Chloroethane	< 0.5	ug/l	0.5	1.6	1	8260B		8/11/2017	CJR	1
Chloroform	< 0.96	ug/l	0.96	3.04	1	8260B		8/11/2017	CJR	1
Chloromethane	< 1.3	ug/l	1.3	4.15	1	8260B		8/11/2017	CJR	1
2-Chlorotoluene	< 0.36	ug/l	0.36	1.15	1	8260B		8/11/2017	CJR	1
4-Chlorotoluene	< 0.35	ug/l	0.35	1.11	1	8260B		8/11/2017	CJR	1
1,2-Dibromo-3-chloropropane	< 1.88	ug/l	1.88	5.98	1	8260B		8/11/2017	CJR	1
Dibromochloromethane	< 0.45	ug/l	0.45	1.44	1	8260B		8/11/2017	CJR	1
1,4-Dichlorobenzene	< 0.42	ug/l	0.42	1.34	1	8260B		8/11/2017	CJR	1
1,3-Dichlorobenzene	< 0.45	ug/l	0.45	1.43	1	8260B		8/11/2017	CJR	1
1,2-Dichlorobenzene	< 0.34	ug/l	0.34	1.09	1	8260B		8/11/2017	CJR	1
Dichlorodifluoromethane	< 0.38	ug/l	0.38	1.2	1	8260B		8/11/2017	CJR	1
1,2-Dichloroethane	< 0.45	ug/l	0.45	1.43	1	8260B		8/11/2017	CJR	1
1,1-Dichloroethane	2.05	ug/l	0.42	1.34	1	8260B		8/11/2017	CJR	1
1,1-Dichloroethene	3.3	ug/l	0.46	1.47	1	8260B		8/11/2017	CJR	1
cis-1,2-Dichloroethene	< 0.41	ug/l	0.41	1.29	1	8260B		8/11/2017	CJR	1
trans-1,2-Dichloroethene	< 0.35	ug/l	0.35	1.12	1	8260B		8/11/2017	CJR	1
1,2-Dichloropropane	< 0.39	ug/l	0.39	1.24	1	8260B		8/11/2017	CJR	1
1,3-Dichloropropane	< 0.49	ug/l	0.49	1.55	1	8260B		8/11/2017	CJR	1
trans-1,3-Dichloropropene	< 0.42	ug/l	0.42	1.33	1	8260B		8/11/2017	CJR	1
cis-1,3-Dichloropropene	< 0.21	ug/l	0.21	0.65	1	8260B		8/11/2017	CJR	1

Project Name ACME GALVANIZING **Invoice #** E33383
Project # 12884

Lab Code 5033383A
Sample ID MW-1A
Sample Matrix Water
Sample Date 8/9/2017

	Result	Unit	LOD	LOQ	Dil	Method	Ext Date	Run Date	Analyst	Code
Di-isopropyl ether	< 0.26	ug/l	0.26	0.83	1	8260B		8/11/2017	CJR	1
EDB (1,2-Dibromoethane)	< 0.34	ug/l	0.34	1.09	1	8260B		8/11/2017	CJR	1
Ethylbenzene	< 0.2	ug/l	0.2	0.63	1	8260B		8/11/2017	CJR	1
Hexachlorobutadiene	< 1.47	ug/l	1.47	4.68	1	8260B		8/11/2017	CJR	1
Isopropylbenzene	< 0.29	ug/l	0.29	0.93	1	8260B		8/11/2017	CJR	1
p-Isopropyltoluene	< 0.28	ug/l	0.28	0.91	1	8260B		8/11/2017	CJR	1
Methylene chloride	< 0.94	ug/l	0.94	2.98	1	8260B		8/11/2017	CJR	1
Methyl tert-butyl ether (MTBE)	< 0.82	ug/l	0.82	2.6	1	8260B		8/11/2017	CJR	1
Naphthalene	< 2.17	ug/l	2.17	6.9	1	8260B		8/11/2017	CJR	1
n-Propylbenzene	< 0.19	ug/l	0.19	0.62	1	8260B		8/11/2017	CJR	1
1,1,2,2-Tetrachloroethane	< 0.69	ug/l	0.69	2.21	1	8260B		8/11/2017	CJR	1
1,1,1,2-Tetrachloroethane	< 0.47	ug/l	0.47	1.48	1	8260B		8/11/2017	CJR	1
Tetrachloroethene	< 0.48	ug/l	0.48	1.52	1	8260B		8/11/2017	CJR	1
Toluene	< 0.67	ug/l	0.67	2.13	1	8260B		8/11/2017	CJR	1
1,2,4-Trichlorobenzene	< 1.29	ug/l	1.29	4.1	1	8260B		8/11/2017	CJR	1
1,2,3-Trichlorobenzene	< 0.83	ug/l	0.83	2.63	1	8260B		8/11/2017	CJR	1
1,1,1-Trichloroethane	18.4	ug/l	0.35	1.11	1	8260B		8/11/2017	CJR	1
1,1,2-Trichloroethane	< 0.65	ug/l	0.65	2.06	1	8260B		8/11/2017	CJR	1
Trichloroethene (TCE)	2.98	ug/l	0.45	1.43	1	8260B		8/11/2017	CJR	1
Trichlorofluoromethane	< 0.64	ug/l	0.64	2.04	1	8260B		8/11/2017	CJR	1
1,2,4-Trimethylbenzene	< 1.14	ug/l	1.14	3.63	1	8260B		8/11/2017	CJR	1
1,3,5-Trimethylbenzene	< 0.91	ug/l	0.91	2.9	1	8260B		8/11/2017	CJR	1
Vinyl Chloride	< 0.19	ug/l	0.19	0.62	1	8260B		8/11/2017	CJR	1
m&p-Xylene	< 1.56	ug/l	1.56	4.95	1	8260B		8/11/2017	CJR	1
o-Xylene	< 0.39	ug/l	0.39	1.25	1	8260B		8/11/2017	CJR	1
SUR - Toluene-d8	104	REC %			1	8260B		8/11/2017	CJR	1
SUR - Dibromofluoromethane	100	REC %			1	8260B		8/11/2017	CJR	1
SUR - 4-Bromofluorobenzene	101	REC %			1	8260B		8/11/2017	CJR	1
SUR - 1,2-Dichloroethane-d4	99	REC %			1	8260B		8/11/2017	CJR	1

Project Name ACME GALVANIZING **Invoice #** E33383
Project # 12884

Lab Code 5033383B
Sample ID MW-2A
Sample Matrix Water
Sample Date 8/9/2017

	Result	Unit	LOD	LOQ	Dil	Method	Ext Date	Run Date	Analyst	Code
Organic										
VOC's										
Benzene	< 0.17	ug/l	0.17	0.55	1	8260B		8/11/2017	CJR	1
Bromobenzene	< 0.43	ug/l	0.43	1.37	1	8260B		8/11/2017	CJR	1
Bromodichloromethane	< 0.31	ug/l	0.31	1	1	8260B		8/11/2017	CJR	1
Bromoform	< 0.49	ug/l	0.49	1.56	1	8260B		8/11/2017	CJR	1
tert-Butylbenzene	< 0.39	ug/l	0.39	1.23	1	8260B		8/11/2017	CJR	1
sec-Butylbenzene	< 0.24	ug/l	0.24	0.76	1	8260B		8/11/2017	CJR	1
n-Butylbenzene	< 0.34	ug/l	0.34	1.08	1	8260B		8/11/2017	CJR	1
Carbon Tetrachloride	< 0.21	ug/l	0.21	0.68	1	8260B		8/11/2017	CJR	1
Chlorobenzene	< 0.27	ug/l	0.27	0.86	1	8260B		8/11/2017	CJR	1
Chloroethane	< 0.5	ug/l	0.5	1.6	1	8260B		8/11/2017	CJR	1
Chloroform	< 0.96	ug/l	0.96	3.04	1	8260B		8/11/2017	CJR	1
Chloromethane	< 1.3	ug/l	1.3	4.15	1	8260B		8/11/2017	CJR	1
2-Chlorotoluene	< 0.36	ug/l	0.36	1.15	1	8260B		8/11/2017	CJR	1
4-Chlorotoluene	< 0.35	ug/l	0.35	1.11	1	8260B		8/11/2017	CJR	1
1,2-Dibromo-3-chloropropane	< 1.88	ug/l	1.88	5.98	1	8260B		8/11/2017	CJR	1
Dibromochloromethane	< 0.45	ug/l	0.45	1.44	1	8260B		8/11/2017	CJR	1
1,4-Dichlorobenzene	< 0.42	ug/l	0.42	1.34	1	8260B		8/11/2017	CJR	1
1,3-Dichlorobenzene	< 0.45	ug/l	0.45	1.43	1	8260B		8/11/2017	CJR	1
1,2-Dichlorobenzene	< 0.34	ug/l	0.34	1.09	1	8260B		8/11/2017	CJR	1
Dichlorodifluoromethane	< 0.38	ug/l	0.38	1.2	1	8260B		8/11/2017	CJR	1
1,2-Dichloroethane	< 0.45	ug/l	0.45	1.43	1	8260B		8/11/2017	CJR	1
1,1-Dichloroethane	3.8	ug/l	0.42	1.34	1	8260B		8/11/2017	CJR	1
1,1-Dichloroethene	1.58	ug/l	0.46	1.47	1	8260B		8/11/2017	CJR	1
cis-1,2-Dichloroethene	< 0.41	ug/l	0.41	1.29	1	8260B		8/11/2017	CJR	1
trans-1,2-Dichloroethene	< 0.35	ug/l	0.35	1.12	1	8260B		8/11/2017	CJR	1
1,2-Dichloropropane	< 0.39	ug/l	0.39	1.24	1	8260B		8/11/2017	CJR	1
1,3-Dichloropropane	< 0.49	ug/l	0.49	1.55	1	8260B		8/11/2017	CJR	1
trans-1,3-Dichloropropene	< 0.42	ug/l	0.42	1.33	1	8260B		8/11/2017	CJR	1
cis-1,3-Dichloropropene	< 0.21	ug/l	0.21	0.65	1	8260B		8/11/2017	CJR	1
Di-isopropyl ether	< 0.26	ug/l	0.26	0.83	1	8260B		8/11/2017	CJR	1
EDB (1,2-Dibromoethane)	< 0.34	ug/l	0.34	1.09	1	8260B		8/11/2017	CJR	1
Ethylbenzene	< 0.2	ug/l	0.2	0.63	1	8260B		8/11/2017	CJR	1
Hexachlorobutadiene	< 1.47	ug/l	1.47	4.68	1	8260B		8/11/2017	CJR	1
Isopropylbenzene	< 0.29	ug/l	0.29	0.93	1	8260B		8/11/2017	CJR	1
p-Isopropyltoluene	< 0.28	ug/l	0.28	0.91	1	8260B		8/11/2017	CJR	1
Methylene chloride	< 0.94	ug/l	0.94	2.98	1	8260B		8/11/2017	CJR	1
Methyl tert-butyl ether (MTBE)	< 0.82	ug/l	0.82	2.6	1	8260B		8/11/2017	CJR	1
Naphthalene	< 2.17	ug/l	2.17	6.9	1	8260B		8/11/2017	CJR	1
n-Propylbenzene	< 0.19	ug/l	0.19	0.62	1	8260B		8/11/2017	CJR	1
1,1,2,2-Tetrachloroethane	< 0.69	ug/l	0.69	2.21	1	8260B		8/11/2017	CJR	1
1,1,1,2-Tetrachloroethane	< 0.47	ug/l	0.47	1.48	1	8260B		8/11/2017	CJR	1
Tetrachloroethene	< 0.48	ug/l	0.48	1.52	1	8260B		8/11/2017	CJR	1
Toluene	< 0.67	ug/l	0.67	2.13	1	8260B		8/11/2017	CJR	1
1,2,4-Trichlorobenzene	< 1.29	ug/l	1.29	4.1	1	8260B		8/11/2017	CJR	1
1,2,3-Trichlorobenzene	< 0.83	ug/l	0.83	2.63	1	8260B		8/11/2017	CJR	1
1,1,1-Trichloroethane	11.8	ug/l	0.35	1.11	1	8260B		8/11/2017	CJR	1
1,1,2-Trichloroethane	< 0.65	ug/l	0.65	2.06	1	8260B		8/11/2017	CJR	1
Trichloroethene (TCE)	0.94 "J"	ug/l	0.45	1.43	1	8260B		8/11/2017	CJR	1
Trichlorofluoromethane	< 0.64	ug/l	0.64	2.04	1	8260B		8/11/2017	CJR	1
1,2,4-Trimethylbenzene	< 1.14	ug/l	1.14	3.63	1	8260B		8/11/2017	CJR	1

Project Name ACME GALVANIZING **Invoice #** E33383
Project # 12884

Lab Code 5033383B
Sample ID MW-2A
Sample Matrix Water
Sample Date 8/9/2017

	Result	Unit	LOD	LOQ	Dil	Method	Ext Date	Run Date	Analyst	Code
1,3,5-Trimethylbenzene	< 0.91	ug/l	0.91	2.9	1	8260B		8/11/2017	CJR	1
Vinyl Chloride	< 0.19	ug/l	0.19	0.62	1	8260B		8/11/2017	CJR	1
m&p-Xylene	< 1.56	ug/l	1.56	4.95	1	8260B		8/11/2017	CJR	1
o-Xylene	< 0.39	ug/l	0.39	1.25	1	8260B		8/11/2017	CJR	1
SUR - 1,2-Dichloroethane-d4	95	REC %			1	8260B		8/11/2017	CJR	1
SUR - 4-Bromofluorobenzene	100	REC %			1	8260B		8/11/2017	CJR	1
SUR - Dibromofluoromethane	98	REC %			1	8260B		8/11/2017	CJR	1
SUR - Toluene-d8	102	REC %			1	8260B		8/11/2017	CJR	1

Project Name ACME GALVANIZING **Invoice #** E33383
Project # 12884

Lab Code 5033383C
Sample ID MW-4A
Sample Matrix Water
Sample Date 8/9/2017

	Result	Unit	LOD	LOQ	Dil	Method	Ext Date	Run Date	Analyst	Code
Organic										
VOC's										
Benzene	< 0.17	ug/l	0.17	0.55	1	8260B		8/11/2017	CJR	1
Bromobenzene	< 0.43	ug/l	0.43	1.37	1	8260B		8/11/2017	CJR	1
Bromodichloromethane	< 0.31	ug/l	0.31	1	1	8260B		8/11/2017	CJR	1
Bromoform	< 0.49	ug/l	0.49	1.56	1	8260B		8/11/2017	CJR	1
tert-Butylbenzene	< 0.39	ug/l	0.39	1.23	1	8260B		8/11/2017	CJR	1
sec-Butylbenzene	< 0.24	ug/l	0.24	0.76	1	8260B		8/11/2017	CJR	1
n-Butylbenzene	< 0.34	ug/l	0.34	1.08	1	8260B		8/11/2017	CJR	1
Carbon Tetrachloride	< 0.21	ug/l	0.21	0.68	1	8260B		8/11/2017	CJR	1
Chlorobenzene	< 0.27	ug/l	0.27	0.86	1	8260B		8/11/2017	CJR	1
Chloroethane	1.21 "J"	ug/l	0.5	1.6	1	8260B		8/11/2017	CJR	1
Chloroform	< 0.96	ug/l	0.96	3.04	1	8260B		8/11/2017	CJR	1
Chloromethane	< 1.3	ug/l	1.3	4.15	1	8260B		8/11/2017	CJR	1
2-Chlorotoluene	< 0.36	ug/l	0.36	1.15	1	8260B		8/11/2017	CJR	1
4-Chlorotoluene	< 0.35	ug/l	0.35	1.11	1	8260B		8/11/2017	CJR	1
1,2-Dibromo-3-chloropropane	< 1.88	ug/l	1.88	5.98	1	8260B		8/11/2017	CJR	1
Dibromochloromethane	< 0.45	ug/l	0.45	1.44	1	8260B		8/11/2017	CJR	1
1,4-Dichlorobenzene	< 0.42	ug/l	0.42	1.34	1	8260B		8/11/2017	CJR	1
1,3-Dichlorobenzene	< 0.45	ug/l	0.45	1.43	1	8260B		8/11/2017	CJR	1
1,2-Dichlorobenzene	< 0.34	ug/l	0.34	1.09	1	8260B		8/11/2017	CJR	1
Dichlorodifluoromethane	< 0.38	ug/l	0.38	1.2	1	8260B		8/11/2017	CJR	1
1,2-Dichloroethane	< 0.45	ug/l	0.45	1.43	1	8260B		8/11/2017	CJR	1
1,1-Dichloroethane	3.5	ug/l	0.42	1.34	1	8260B		8/11/2017	CJR	1
1,1-Dichloroethene	0.76 "J"	ug/l	0.46	1.47	1	8260B		8/11/2017	CJR	1
cis-1,2-Dichloroethene	0.43 "J"	ug/l	0.41	1.29	1	8260B		8/11/2017	CJR	1
trans-1,2-Dichloroethene	< 0.35	ug/l	0.35	1.12	1	8260B		8/11/2017	CJR	1
1,2-Dichloropropane	< 0.39	ug/l	0.39	1.24	1	8260B		8/11/2017	CJR	1
1,3-Dichloropropane	< 0.49	ug/l	0.49	1.55	1	8260B		8/11/2017	CJR	1
trans-1,3-Dichloropropene	< 0.42	ug/l	0.42	1.33	1	8260B		8/11/2017	CJR	1
cis-1,3-Dichloropropene	< 0.21	ug/l	0.21	0.65	1	8260B		8/11/2017	CJR	1
Di-isopropyl ether	< 0.26	ug/l	0.26	0.83	1	8260B		8/11/2017	CJR	1
EDB (1,2-Dibromoethane)	< 0.34	ug/l	0.34	1.09	1	8260B		8/11/2017	CJR	1
Ethylbenzene	< 0.2	ug/l	0.2	0.63	1	8260B		8/11/2017	CJR	1
Hexachlorobutadiene	< 1.47	ug/l	1.47	4.68	1	8260B		8/11/2017	CJR	1
Isopropylbenzene	< 0.29	ug/l	0.29	0.93	1	8260B		8/11/2017	CJR	1
p-Isopropyltoluene	< 0.28	ug/l	0.28	0.91	1	8260B		8/11/2017	CJR	1
Methylene chloride	< 0.94	ug/l	0.94	2.98	1	8260B		8/11/2017	CJR	1
Methyl tert-butyl ether (MTBE)	< 0.82	ug/l	0.82	2.6	1	8260B		8/11/2017	CJR	1
Naphthalene	< 2.17	ug/l	2.17	6.9	1	8260B		8/11/2017	CJR	1
n-Propylbenzene	< 0.19	ug/l	0.19	0.62	1	8260B		8/11/2017	CJR	1
1,1,2,2-Tetrachloroethane	< 0.69	ug/l	0.69	2.21	1	8260B		8/11/2017	CJR	1
1,1,1,2-Tetrachloroethane	< 0.47	ug/l	0.47	1.48	1	8260B		8/11/2017	CJR	1
Tetrachloroethene	1.89	ug/l	0.48	1.52	1	8260B		8/11/2017	CJR	1
Toluene	< 0.67	ug/l	0.67	2.13	1	8260B		8/11/2017	CJR	1
1,2,4-Trichlorobenzene	< 1.29	ug/l	1.29	4.1	1	8260B		8/11/2017	CJR	1
1,2,3-Trichlorobenzene	< 0.83	ug/l	0.83	2.63	1	8260B		8/11/2017	CJR	1
1,1,1-Trichloroethane	22.4	ug/l	0.35	1.11	1	8260B		8/11/2017	CJR	1
1,1,2-Trichloroethane	< 0.65	ug/l	0.65	2.06	1	8260B		8/11/2017	CJR	1
Trichloroethene (TCE)	10.2	ug/l	0.45	1.43	1	8260B		8/11/2017	CJR	1
Trichlorofluoromethane	< 0.64	ug/l	0.64	2.04	1	8260B		8/11/2017	CJR	1
1,2,4-Trimethylbenzene	< 1.14	ug/l	1.14	3.63	1	8260B		8/11/2017	CJR	1

Project Name ACME GALVANIZING **Invoice #** E33383
Project # 12884

Lab Code 5033383C
Sample ID MW-4A
Sample Matrix Water
Sample Date 8/9/2017

	Result	Unit	LOD	LOQ	Dil	Method	Ext Date	Run Date	Analyst	Code
1,3,5-Trimethylbenzene	< 0.91	ug/l	0.91	2.9	1	8260B		8/11/2017	CJR	1
Vinyl Chloride	0.67	ug/l	0.19	0.62	1	8260B		8/11/2017	CJR	1
m&p-Xylene	< 1.56	ug/l	1.56	4.95	1	8260B		8/11/2017	CJR	1
o-Xylene	< 0.39	ug/l	0.39	1.25	1	8260B		8/11/2017	CJR	1
SUR - 1,2-Dichloroethane-d4	102	REC %			1	8260B		8/11/2017	CJR	1
SUR - 4-Bromofluorobenzene	103	REC %			1	8260B		8/11/2017	CJR	1
SUR - Dibromofluoromethane	99	REC %			1	8260B		8/11/2017	CJR	1
SUR - Toluene-d8	104	REC %			1	8260B		8/11/2017	CJR	1

Project Name ACME GALVANIZING **Invoice #** E33383
Project # 12884

Lab Code 5033383D
Sample ID MW-5A
Sample Matrix Water
Sample Date 8/9/2017

	Result	Unit	LOD	LOQ	Dil	Method	Ext Date	Run Date	Analyst	Code
Organic										
VOC's										
Benzene	< 17	ug/l	17	55	100	8260B		8/11/2017	CJR	1
Bromobenzene	< 43	ug/l	43	137	100	8260B		8/11/2017	CJR	1
Bromodichloromethane	< 31	ug/l	31	100	100	8260B		8/11/2017	CJR	1
Bromoform	< 49	ug/l	49	156	100	8260B		8/11/2017	CJR	1
tert-Butylbenzene	< 39	ug/l	39	123	100	8260B		8/11/2017	CJR	1
sec-Butylbenzene	< 24	ug/l	24	76	100	8260B		8/11/2017	CJR	1
n-Butylbenzene	< 34	ug/l	34	108	100	8260B		8/11/2017	CJR	1
Carbon Tetrachloride	< 21	ug/l	21	68	100	8260B		8/11/2017	CJR	1
Chlorobenzene	< 27	ug/l	27	86	100	8260B		8/11/2017	CJR	1
Chloroethane	< 50	ug/l	50	160	100	8260B		8/11/2017	CJR	1
Chloroform	< 96	ug/l	96	304	100	8260B		8/11/2017	CJR	1
Chloromethane	< 130	ug/l	130	415	100	8260B		8/11/2017	CJR	1
2-Chlorotoluene	< 36	ug/l	36	115	100	8260B		8/11/2017	CJR	1
4-Chlorotoluene	< 35	ug/l	35	111	100	8260B		8/11/2017	CJR	1
1,2-Dibromo-3-chloropropane	< 188	ug/l	188	598	100	8260B		8/11/2017	CJR	1
Dibromochloromethane	< 45	ug/l	45	144	100	8260B		8/11/2017	CJR	1
1,4-Dichlorobenzene	< 42	ug/l	42	134	100	8260B		8/11/2017	CJR	1
1,3-Dichlorobenzene	< 45	ug/l	45	143	100	8260B		8/11/2017	CJR	1
1,2-Dichlorobenzene	< 34	ug/l	34	109	100	8260B		8/11/2017	CJR	1
Dichlorodifluoromethane	< 38	ug/l	38	120	100	8260B		8/11/2017	CJR	1
1,2-Dichloroethane	< 45	ug/l	45	143	100	8260B		8/11/2017	CJR	1
1,1-Dichloroethane	350	ug/l	42	134	100	8260B		8/11/2017	CJR	1
1,1-Dichloroethene	154	ug/l	46	147	100	8260B		8/11/2017	CJR	1
cis-1,2-Dichloroethene	< 41	ug/l	41	129	100	8260B		8/11/2017	CJR	1
trans-1,2-Dichloroethene	< 35	ug/l	35	112	100	8260B		8/11/2017	CJR	1
1,2-Dichloropropane	< 39	ug/l	39	124	100	8260B		8/11/2017	CJR	1
1,3-Dichloropropane	< 49	ug/l	49	155	100	8260B		8/11/2017	CJR	1
trans-1,3-Dichloropropene	< 42	ug/l	42	133	100	8260B		8/11/2017	CJR	1
cis-1,3-Dichloropropene	< 21	ug/l	21	65	100	8260B		8/11/2017	CJR	1
Di-isopropyl ether	< 26	ug/l	26	83	100	8260B		8/11/2017	CJR	1
EDB (1,2-Dibromoethane)	< 34	ug/l	34	109	100	8260B		8/11/2017	CJR	1
Ethylbenzene	< 20	ug/l	20	63	100	8260B		8/11/2017	CJR	1
Hexachlorobutadiene	< 147	ug/l	147	468	100	8260B		8/11/2017	CJR	1
Isopropylbenzene	< 29	ug/l	29	93	100	8260B		8/11/2017	CJR	1
p-Isopropyltoluene	< 28	ug/l	28	91	100	8260B		8/11/2017	CJR	1
Methylene chloride	< 94	ug/l	94	298	100	8260B		8/11/2017	CJR	1
Methyl tert-butyl ether (MTBE)	< 82	ug/l	82	260	100	8260B		8/11/2017	CJR	1
Naphthalene	< 217	ug/l	217	690	100	8260B		8/11/2017	CJR	1
n-Propylbenzene	< 19	ug/l	19	62	100	8260B		8/11/2017	CJR	1
1,1,2,2-Tetrachloroethane	< 69	ug/l	69	221	100	8260B		8/11/2017	CJR	1
1,1,1,2-Tetrachloroethane	< 47	ug/l	47	148	100	8260B		8/11/2017	CJR	1
Tetrachloroethene	< 48	ug/l	48	152	100	8260B		8/11/2017	CJR	1
Toluene	< 67	ug/l	67	213	100	8260B		8/11/2017	CJR	1
1,2,4-Trichlorobenzene	< 129	ug/l	129	410	100	8260B		8/11/2017	CJR	1
1,2,3-Trichlorobenzene	< 83	ug/l	83	263	100	8260B		8/11/2017	CJR	1
1,1,1-Trichloroethane	10600	ug/l	35	111	100	8260B		8/11/2017	CJR	1
1,1,2-Trichloroethane	< 65	ug/l	65	206	100	8260B		8/11/2017	CJR	1
Trichloroethene (TCE)	< 45	ug/l	45	143	100	8260B		8/11/2017	CJR	1
Trichlorofluoromethane	< 64	ug/l	64	204	100	8260B		8/11/2017	CJR	1
1,2,4-Trimethylbenzene	< 114	ug/l	114	363	100	8260B		8/11/2017	CJR	1

Project Name ACME GALVANIZING **Invoice #** E33383
Project # 12884

Lab Code 5033383D
Sample ID MW-5A
Sample Matrix Water
Sample Date 8/9/2017

	Result	Unit	LOD	LOQ	Dil	Method	Ext Date	Run Date	Analyst	Code
1,3,5-Trimethylbenzene	< 91	ug/l	91	290	100	8260B		8/11/2017	CJR	1
Vinyl Chloride	< 19	ug/l	19	62	100	8260B		8/11/2017	CJR	1
m&p-Xylene	< 156	ug/l	156	495	100	8260B		8/11/2017	CJR	1
o-Xylene	< 39	ug/l	39	125	100	8260B		8/11/2017	CJR	1
SUR - 4-Bromofluorobenzene	102	REC %			100	8260B		8/11/2017	CJR	1
SUR - Dibromofluoromethane	97	REC %			100	8260B		8/11/2017	CJR	1
SUR - 1,2-Dichloroethane-d4	100	REC %			100	8260B		8/11/2017	CJR	1
SUR - Toluene-d8	101	REC %			100	8260B		8/11/2017	CJR	1

Project Name ACME GALVANIZING **Invoice #** E33383
Project # 12884

Lab Code 5033383E
Sample ID MW-6
Sample Matrix Water
Sample Date 8/9/2017

	Result	Unit	LOD	LOQ	Dil	Method	Ext Date	Run Date	Analyst	Code
Organic										
VOC's										
Benzene	< 0.17	ug/l	0.17	0.55	1	8260B		8/11/2017	CJR	1
Bromobenzene	< 0.43	ug/l	0.43	1.37	1	8260B		8/11/2017	CJR	1
Bromodichloromethane	< 0.31	ug/l	0.31	1	1	8260B		8/11/2017	CJR	1
Bromoform	< 0.49	ug/l	0.49	1.56	1	8260B		8/11/2017	CJR	1
tert-Butylbenzene	< 0.39	ug/l	0.39	1.23	1	8260B		8/11/2017	CJR	1
sec-Butylbenzene	< 0.24	ug/l	0.24	0.76	1	8260B		8/11/2017	CJR	1
n-Butylbenzene	< 0.34	ug/l	0.34	1.08	1	8260B		8/11/2017	CJR	1
Carbon Tetrachloride	< 0.21	ug/l	0.21	0.68	1	8260B		8/11/2017	CJR	1
Chlorobenzene	< 0.27	ug/l	0.27	0.86	1	8260B		8/11/2017	CJR	1
Chloroethane	< 0.5	ug/l	0.5	1.6	1	8260B		8/11/2017	CJR	1
Chloroform	< 0.96	ug/l	0.96	3.04	1	8260B		8/11/2017	CJR	1
Chloromethane	< 1.3	ug/l	1.3	4.15	1	8260B		8/11/2017	CJR	1
2-Chlorotoluene	< 0.36	ug/l	0.36	1.15	1	8260B		8/11/2017	CJR	1
4-Chlorotoluene	< 0.35	ug/l	0.35	1.11	1	8260B		8/11/2017	CJR	1
1,2-Dibromo-3-chloropropane	< 1.88	ug/l	1.88	5.98	1	8260B		8/11/2017	CJR	1
Dibromochloromethane	< 0.45	ug/l	0.45	1.44	1	8260B		8/11/2017	CJR	1
1,4-Dichlorobenzene	< 0.42	ug/l	0.42	1.34	1	8260B		8/11/2017	CJR	1
1,3-Dichlorobenzene	< 0.45	ug/l	0.45	1.43	1	8260B		8/11/2017	CJR	1
1,2-Dichlorobenzene	< 0.34	ug/l	0.34	1.09	1	8260B		8/11/2017	CJR	1
Dichlorodifluoromethane	< 0.38	ug/l	0.38	1.2	1	8260B		8/11/2017	CJR	1
1,2-Dichloroethane	< 0.45	ug/l	0.45	1.43	1	8260B		8/11/2017	CJR	1
1,1-Dichloroethane	1.88	ug/l	0.42	1.34	1	8260B		8/11/2017	CJR	1
1,1-Dichloroethene	< 0.46	ug/l	0.46	1.47	1	8260B		8/11/2017	CJR	1
cis-1,2-Dichloroethene	28.7	ug/l	0.41	1.29	1	8260B		8/11/2017	CJR	1
trans-1,2-Dichloroethene	2.06	ug/l	0.35	1.12	1	8260B		8/11/2017	CJR	1
1,2-Dichloropropane	< 0.39	ug/l	0.39	1.24	1	8260B		8/11/2017	CJR	1
1,3-Dichloropropane	< 0.49	ug/l	0.49	1.55	1	8260B		8/11/2017	CJR	1
trans-1,3-Dichloropropene	< 0.42	ug/l	0.42	1.33	1	8260B		8/11/2017	CJR	1
cis-1,3-Dichloropropene	< 0.21	ug/l	0.21	0.65	1	8260B		8/11/2017	CJR	1
Di-isopropyl ether	< 0.26	ug/l	0.26	0.83	1	8260B		8/11/2017	CJR	1
EDB (1,2-Dibromoethane)	< 0.34	ug/l	0.34	1.09	1	8260B		8/11/2017	CJR	1
Ethylbenzene	< 0.2	ug/l	0.2	0.63	1	8260B		8/11/2017	CJR	1
Hexachlorobutadiene	< 1.47	ug/l	1.47	4.68	1	8260B		8/11/2017	CJR	1
Isopropylbenzene	< 0.29	ug/l	0.29	0.93	1	8260B		8/11/2017	CJR	1
p-Isopropyltoluene	< 0.28	ug/l	0.28	0.91	1	8260B		8/11/2017	CJR	1
Methylene chloride	< 0.94	ug/l	0.94	2.98	1	8260B		8/11/2017	CJR	1
Methyl tert-butyl ether (MTBE)	< 0.82	ug/l	0.82	2.6	1	8260B		8/11/2017	CJR	1
Naphthalene	< 2.17	ug/l	2.17	6.9	1	8260B		8/11/2017	CJR	1
n-Propylbenzene	< 0.19	ug/l	0.19	0.62	1	8260B		8/11/2017	CJR	1
1,1,2,2-Tetrachloroethane	< 0.69	ug/l	0.69	2.21	1	8260B		8/11/2017	CJR	1
1,1,1,2-Tetrachloroethane	< 0.47	ug/l	0.47	1.48	1	8260B		8/11/2017	CJR	1
Tetrachloroethene	< 0.48	ug/l	0.48	1.52	1	8260B		8/11/2017	CJR	1
Toluene	< 0.67	ug/l	0.67	2.13	1	8260B		8/11/2017	CJR	1
1,2,4-Trichlorobenzene	< 1.29	ug/l	1.29	4.1	1	8260B		8/11/2017	CJR	1
1,2,3-Trichlorobenzene	< 0.83	ug/l	0.83	2.63	1	8260B		8/11/2017	CJR	1
1,1,1-Trichloroethane	< 0.35	ug/l	0.35	1.11	1	8260B		8/11/2017	CJR	1
1,1,2-Trichloroethane	< 0.65	ug/l	0.65	2.06	1	8260B		8/11/2017	CJR	1
Trichloroethene (TCE)	1.77	ug/l	0.45	1.43	1	8260B		8/11/2017	CJR	1
Trichlorofluoromethane	< 0.64	ug/l	0.64	2.04	1	8260B		8/11/2017	CJR	1
1,2,4-Trimethylbenzene	< 1.14	ug/l	1.14	3.63	1	8260B		8/11/2017	CJR	1

Project Name ACME GALVANIZING **Invoice #** E33383
Project # 12884

Lab Code 5033383E
Sample ID MW-6
Sample Matrix Water
Sample Date 8/9/2017

	Result	Unit	LOD	LOQ	Dil	Method	Ext Date	Run Date	Analyst	Code
1,3,5-Trimethylbenzene	< 0.91	ug/l	0.91	2.9	1	8260B		8/11/2017	CJR	1
Vinyl Chloride	6.3	ug/l	0.19	0.62	1	8260B		8/11/2017	CJR	1
m&p-Xylene	< 1.56	ug/l	1.56	4.95	1	8260B		8/11/2017	CJR	1
o-Xylene	< 0.39	ug/l	0.39	1.25	1	8260B		8/11/2017	CJR	1
SUR - 1,2-Dichloroethane-d4	98	REC %			1	8260B		8/11/2017	CJR	1
SUR - 4-Bromofluorobenzene	103	REC %			1	8260B		8/11/2017	CJR	1
SUR - Dibromofluoromethane	100	REC %			1	8260B		8/11/2017	CJR	1
SUR - Toluene-d8	101	REC %			1	8260B		8/11/2017	CJR	1

Project Name ACME GALVANIZING **Invoice #** E33383
Project # 12884

Lab Code 5033383F
Sample ID MW-7
Sample Matrix Water
Sample Date 8/9/2017

	Result	Unit	LOD	LOQ	Dil	Method	Ext Date	Run Date	Analyst	Code
Organic										
VOC's										
Benzene	< 1.7	ug/l	1.7	5.5	10	8260B		8/12/2017	CJR	1
Bromobenzene	< 4.3	ug/l	4.3	13.7	10	8260B		8/12/2017	CJR	1
Bromodichloromethane	< 3.1	ug/l	3.1	10	10	8260B		8/12/2017	CJR	1
Bromoform	< 4.9	ug/l	4.9	15.6	10	8260B		8/12/2017	CJR	1
tert-Butylbenzene	< 3.9	ug/l	3.9	12.3	10	8260B		8/12/2017	CJR	1
sec-Butylbenzene	< 2.4	ug/l	2.4	7.6	10	8260B		8/12/2017	CJR	1
n-Butylbenzene	< 3.4	ug/l	3.4	10.8	10	8260B		8/12/2017	CJR	1
Carbon Tetrachloride	< 2.1	ug/l	2.1	6.8	10	8260B		8/12/2017	CJR	1
Chlorobenzene	< 2.7	ug/l	2.7	8.6	10	8260B		8/12/2017	CJR	1
Chloroethane	< 5	ug/l	5	16	10	8260B		8/12/2017	CJR	1
Chloroform	< 9.6	ug/l	9.6	30.4	10	8260B		8/12/2017	CJR	1
Chloromethane	< 13	ug/l	13	41.5	10	8260B		8/12/2017	CJR	1
2-Chlorotoluene	< 3.6	ug/l	3.6	11.5	10	8260B		8/12/2017	CJR	1
4-Chlorotoluene	< 3.5	ug/l	3.5	11.1	10	8260B		8/12/2017	CJR	1
1,2-Dibromo-3-chloropropane	< 18.8	ug/l	18.8	59.8	10	8260B		8/12/2017	CJR	1
Dibromochloromethane	< 4.5	ug/l	4.5	14.4	10	8260B		8/12/2017	CJR	1
1,4-Dichlorobenzene	< 4.2	ug/l	4.2	13.4	10	8260B		8/12/2017	CJR	1
1,3-Dichlorobenzene	< 4.5	ug/l	4.5	14.3	10	8260B		8/12/2017	CJR	1
1,2-Dichlorobenzene	< 3.4	ug/l	3.4	10.9	10	8260B		8/12/2017	CJR	1
Dichlorodifluoromethane	< 3.8	ug/l	3.8	12	10	8260B		8/12/2017	CJR	1
1,2-Dichloroethane	< 4.5	ug/l	4.5	14.3	10	8260B		8/12/2017	CJR	1
1,1-Dichloroethane	19.1	ug/l	4.2	13.4	10	8260B		8/12/2017	CJR	1
1,1-Dichloroethene	< 4.6	ug/l	4.6	14.7	10	8260B		8/12/2017	CJR	1
cis-1,2-Dichloroethene	490	ug/l	4.1	12.9	10	8260B		8/12/2017	CJR	1
trans-1,2-Dichloroethene	690	ug/l	3.5	11.2	10	8260B		8/12/2017	CJR	1
1,2-Dichloropropane	< 3.9	ug/l	3.9	12.4	10	8260B		8/12/2017	CJR	1
1,3-Dichloropropane	< 4.9	ug/l	4.9	15.5	10	8260B		8/12/2017	CJR	1
trans-1,3-Dichloropropene	< 4.2	ug/l	4.2	13.3	10	8260B		8/12/2017	CJR	1
cis-1,3-Dichloropropene	< 2.1	ug/l	2.1	6.5	10	8260B		8/12/2017	CJR	1
Di-isopropyl ether	< 2.6	ug/l	2.6	8.3	10	8260B		8/12/2017	CJR	1
EDB (1,2-Dibromoethane)	< 3.4	ug/l	3.4	10.9	10	8260B		8/12/2017	CJR	1
Ethylbenzene	< 2	ug/l	2	6.3	10	8260B		8/12/2017	CJR	1
Hexachlorobutadiene	< 14.7	ug/l	14.7	46.8	10	8260B		8/12/2017	CJR	1
Isopropylbenzene	< 2.9	ug/l	2.9	9.3	10	8260B		8/12/2017	CJR	1
p-Isopropyltoluene	< 2.8	ug/l	2.8	9.1	10	8260B		8/12/2017	CJR	1
Methylene chloride	< 9.4	ug/l	9.4	29.8	10	8260B		8/12/2017	CJR	1
Methyl tert-butyl ether (MTBE)	< 8.2	ug/l	8.2	26	10	8260B		8/12/2017	CJR	1
Naphthalene	< 21.7	ug/l	21.7	69	10	8260B		8/12/2017	CJR	1
n-Propylbenzene	< 1.9	ug/l	1.9	6.2	10	8260B		8/12/2017	CJR	1
1,1,2,2-Tetrachloroethane	< 6.9	ug/l	6.9	22.1	10	8260B		8/12/2017	CJR	1
1,1,1,2-Tetrachloroethane	< 4.7	ug/l	4.7	14.8	10	8260B		8/12/2017	CJR	1
Tetrachloroethene	< 4.8	ug/l	4.8	15.2	10	8260B		8/12/2017	CJR	1
Toluene	< 6.7	ug/l	6.7	21.3	10	8260B		8/12/2017	CJR	1
1,2,4-Trichlorobenzene	< 12.9	ug/l	12.9	41	10	8260B		8/12/2017	CJR	1
1,2,3-Trichlorobenzene	< 8.3	ug/l	8.3	26.3	10	8260B		8/12/2017	CJR	1
1,1,1-Trichloroethane	< 3.5	ug/l	3.5	11.1	10	8260B		8/12/2017	CJR	1
1,1,2-Trichloroethane	< 6.5	ug/l	6.5	20.6	10	8260B		8/12/2017	CJR	1
Trichloroethene (TCE)	11.7 "J"	ug/l	4.5	14.3	10	8260B		8/12/2017	CJR	1
Trichlorofluoromethane	< 6.4	ug/l	6.4	20.4	10	8260B		8/12/2017	CJR	1
1,2,4-Trimethylbenzene	< 11.4	ug/l	11.4	36.3	10	8260B		8/12/2017	CJR	1

Project Name ACME GALVANIZING **Invoice #** E33383
Project # 12884

Lab Code 5033383F
Sample ID MW-7
Sample Matrix Water
Sample Date 8/9/2017

	Result	Unit	LOD	LOQ	Dil	Method	Ext Date	Run Date	Analyst	Code
1,3,5-Trimethylbenzene	< 9.1	ug/l	9.1	29	10	8260B		8/12/2017	CJR	1
Vinyl Chloride	61	ug/l	1.9	6.2	10	8260B		8/12/2017	CJR	1
m&p-Xylene	< 15.6	ug/l	15.6	49.5	10	8260B		8/12/2017	CJR	1
o-Xylene	< 3.9	ug/l	3.9	12.5	10	8260B		8/12/2017	CJR	1
SUR - 1,2-Dichloroethane-d4	103	REC %			10	8260B		8/12/2017	CJR	1
SUR - 4-Bromofluorobenzene	99	REC %			10	8260B		8/12/2017	CJR	1
SUR - Dibromofluoromethane	98	REC %			10	8260B		8/12/2017	CJR	1
SUR - Toluene-d8	102	REC %			10	8260B		8/12/2017	CJR	1

Project Name ACME GALVANIZING **Invoice #** E33383
Project # 12884

Lab Code 5033383G
Sample ID MW-8
Sample Matrix Water
Sample Date 8/9/2017

	Result	Unit	LOD	LOQ	Dil	Method	Ext Date	Run Date	Analyst	Code
Organic										
VOC's										
Benzene	< 0.17	ug/l	0.17	0.55	1	8260B		8/11/2017	CJR	1
Bromobenzene	< 0.43	ug/l	0.43	1.37	1	8260B		8/11/2017	CJR	1
Bromodichloromethane	< 0.31	ug/l	0.31	1	1	8260B		8/11/2017	CJR	1
Bromoform	< 0.49	ug/l	0.49	1.56	1	8260B		8/11/2017	CJR	1
tert-Butylbenzene	< 0.39	ug/l	0.39	1.23	1	8260B		8/11/2017	CJR	1
sec-Butylbenzene	< 0.24	ug/l	0.24	0.76	1	8260B		8/11/2017	CJR	1
n-Butylbenzene	< 0.34	ug/l	0.34	1.08	1	8260B		8/11/2017	CJR	1
Carbon Tetrachloride	< 0.21	ug/l	0.21	0.68	1	8260B		8/11/2017	CJR	1
Chlorobenzene	< 0.27	ug/l	0.27	0.86	1	8260B		8/11/2017	CJR	1
Chloroethane	< 0.5	ug/l	0.5	1.6	1	8260B		8/11/2017	CJR	1
Chloroform	< 0.96	ug/l	0.96	3.04	1	8260B		8/11/2017	CJR	1
Chloromethane	< 1.3	ug/l	1.3	4.15	1	8260B		8/11/2017	CJR	1
2-Chlorotoluene	< 0.36	ug/l	0.36	1.15	1	8260B		8/11/2017	CJR	1
4-Chlorotoluene	< 0.35	ug/l	0.35	1.11	1	8260B		8/11/2017	CJR	1
1,2-Dibromo-3-chloropropane	< 1.88	ug/l	1.88	5.98	1	8260B		8/11/2017	CJR	1
Dibromochloromethane	< 0.45	ug/l	0.45	1.44	1	8260B		8/11/2017	CJR	1
1,4-Dichlorobenzene	< 0.42	ug/l	0.42	1.34	1	8260B		8/11/2017	CJR	1
1,3-Dichlorobenzene	< 0.45	ug/l	0.45	1.43	1	8260B		8/11/2017	CJR	1
1,2-Dichlorobenzene	< 0.34	ug/l	0.34	1.09	1	8260B		8/11/2017	CJR	1
Dichlorodifluoromethane	< 0.38	ug/l	0.38	1.2	1	8260B		8/11/2017	CJR	1
1,2-Dichloroethane	< 0.45	ug/l	0.45	1.43	1	8260B		8/11/2017	CJR	1
1,1-Dichloroethane	24.9	ug/l	0.42	1.34	1	8260B		8/11/2017	CJR	1
1,1-Dichloroethene	< 0.46	ug/l	0.46	1.47	1	8260B		8/11/2017	CJR	1
cis-1,2-Dichloroethene	6.6	ug/l	0.41	1.29	1	8260B		8/11/2017	CJR	1
trans-1,2-Dichloroethene	4.7	ug/l	0.35	1.12	1	8260B		8/11/2017	CJR	1
1,2-Dichloropropane	< 0.39	ug/l	0.39	1.24	1	8260B		8/11/2017	CJR	1
1,3-Dichloropropane	< 0.49	ug/l	0.49	1.55	1	8260B		8/11/2017	CJR	1
trans-1,3-Dichloropropene	< 0.42	ug/l	0.42	1.33	1	8260B		8/11/2017	CJR	1
cis-1,3-Dichloropropene	< 0.21	ug/l	0.21	0.65	1	8260B		8/11/2017	CJR	1
Di-isopropyl ether	< 0.26	ug/l	0.26	0.83	1	8260B		8/11/2017	CJR	1
EDB (1,2-Dibromoethane)	< 0.34	ug/l	0.34	1.09	1	8260B		8/11/2017	CJR	1
Ethylbenzene	< 0.2	ug/l	0.2	0.63	1	8260B		8/11/2017	CJR	1
Hexachlorobutadiene	< 1.47	ug/l	1.47	4.68	1	8260B		8/11/2017	CJR	1
Isopropylbenzene	< 0.29	ug/l	0.29	0.93	1	8260B		8/11/2017	CJR	1
p-Isopropyltoluene	< 0.28	ug/l	0.28	0.91	1	8260B		8/11/2017	CJR	1
Methylene chloride	< 0.94	ug/l	0.94	2.98	1	8260B		8/11/2017	CJR	1
Methyl tert-butyl ether (MTBE)	< 0.82	ug/l	0.82	2.6	1	8260B		8/11/2017	CJR	1
Naphthalene	< 2.17	ug/l	2.17	6.9	1	8260B		8/11/2017	CJR	1
n-Propylbenzene	< 0.19	ug/l	0.19	0.62	1	8260B		8/11/2017	CJR	1
1,1,2,2-Tetrachloroethane	< 0.69	ug/l	0.69	2.21	1	8260B		8/11/2017	CJR	1
1,1,1,2-Tetrachloroethane	< 0.47	ug/l	0.47	1.48	1	8260B		8/11/2017	CJR	1
Tetrachloroethene	< 0.48	ug/l	0.48	1.52	1	8260B		8/11/2017	CJR	1
Toluene	< 0.67	ug/l	0.67	2.13	1	8260B		8/11/2017	CJR	1
1,2,4-Trichlorobenzene	< 1.29	ug/l	1.29	4.1	1	8260B		8/11/2017	CJR	1
1,2,3-Trichlorobenzene	< 0.83	ug/l	0.83	2.63	1	8260B		8/11/2017	CJR	1
1,1,1-Trichloroethane	13.2	ug/l	0.35	1.11	1	8260B		8/11/2017	CJR	1
1,1,2-Trichloroethane	< 0.65	ug/l	0.65	2.06	1	8260B		8/11/2017	CJR	1
Trichloroethene (TCE)	76	ug/l	0.45	1.43	1	8260B		8/11/2017	CJR	1
Trichlorofluoromethane	< 0.64	ug/l	0.64	2.04	1	8260B		8/11/2017	CJR	1
1,2,4-Trimethylbenzene	< 1.14	ug/l	1.14	3.63	1	8260B		8/11/2017	CJR	1

Project Name ACME GALVANIZING **Invoice #** E33383
Project # 12884

Lab Code 5033383G
Sample ID MW-8
Sample Matrix Water
Sample Date 8/9/2017

	Result	Unit	LOD	LOQ	Dil	Method	Ext Date	Run Date	Analyst	Code
1,3,5-Trimethylbenzene	< 0.91	ug/l	0.91	2.9	1	8260B		8/11/2017	CJR	1
Vinyl Chloride	< 0.19	ug/l	0.19	0.62	1	8260B		8/11/2017	CJR	1
m&p-Xylene	< 1.56	ug/l	1.56	4.95	1	8260B		8/11/2017	CJR	1
o-Xylene	< 0.39	ug/l	0.39	1.25	1	8260B		8/11/2017	CJR	1
SUR - 1,2-Dichloroethane-d4	96	REC %			1	8260B		8/11/2017	CJR	1
SUR - 4-Bromofluorobenzene	104	REC %			1	8260B		8/11/2017	CJR	1
SUR - Dibromofluoromethane	100	REC %			1	8260B		8/11/2017	CJR	1
SUR - Toluene-d8	103	REC %			1	8260B		8/11/2017	CJR	1

Project Name ACME GALVANIZING **Invoice #** E33383
Project # 12884

Lab Code 5033383H
Sample ID MW-9
Sample Matrix Water
Sample Date 8/9/2017

	Result	Unit	LOD	LOQ	Dil	Method	Ext Date	Run Date	Analyst	Code
Organic										
VOC's										
Benzene	< 0.17	ug/l	0.17	0.55	1	8260B		8/16/2017	CJR	1
Bromobenzene	< 0.43	ug/l	0.43	1.37	1	8260B		8/16/2017	CJR	1
Bromodichloromethane	< 0.31	ug/l	0.31	1	1	8260B		8/16/2017	CJR	1
Bromoform	< 0.49	ug/l	0.49	1.56	1	8260B		8/16/2017	CJR	1
tert-Butylbenzene	< 0.39	ug/l	0.39	1.23	1	8260B		8/16/2017	CJR	1
sec-Butylbenzene	< 0.24	ug/l	0.24	0.76	1	8260B		8/16/2017	CJR	1
n-Butylbenzene	< 0.34	ug/l	0.34	1.08	1	8260B		8/16/2017	CJR	1
Carbon Tetrachloride	< 0.21	ug/l	0.21	0.68	1	8260B		8/16/2017	CJR	1
Chlorobenzene	< 0.27	ug/l	0.27	0.86	1	8260B		8/16/2017	CJR	1
Chloroethane	< 0.5	ug/l	0.5	1.6	1	8260B		8/16/2017	CJR	1
Chloroform	< 0.96	ug/l	0.96	3.04	1	8260B		8/16/2017	CJR	1
Chloromethane	< 1.3	ug/l	1.3	4.15	1	8260B		8/16/2017	CJR	1
2-Chlorotoluene	< 0.36	ug/l	0.36	1.15	1	8260B		8/16/2017	CJR	1
4-Chlorotoluene	< 0.35	ug/l	0.35	1.11	1	8260B		8/16/2017	CJR	1
1,2-Dibromo-3-chloropropane	< 1.88	ug/l	1.88	5.98	1	8260B		8/16/2017	CJR	1
Dibromochloromethane	< 0.45	ug/l	0.45	1.44	1	8260B		8/16/2017	CJR	1
1,4-Dichlorobenzene	< 0.42	ug/l	0.42	1.34	1	8260B		8/16/2017	CJR	1
1,3-Dichlorobenzene	< 0.45	ug/l	0.45	1.43	1	8260B		8/16/2017	CJR	1
1,2-Dichlorobenzene	< 0.34	ug/l	0.34	1.09	1	8260B		8/16/2017	CJR	1
Dichlorodifluoromethane	< 0.38	ug/l	0.38	1.2	1	8260B		8/16/2017	CJR	1
1,2-Dichloroethane	< 0.45	ug/l	0.45	1.43	1	8260B		8/16/2017	CJR	1
1,1-Dichloroethane	1.22 "J"	ug/l	0.42	1.34	1	8260B		8/16/2017	CJR	1
1,1-Dichloroethene	< 0.46	ug/l	0.46	1.47	1	8260B		8/16/2017	CJR	1
cis-1,2-Dichloroethene	< 0.41	ug/l	0.41	1.29	1	8260B		8/16/2017	CJR	1
trans-1,2-Dichloroethene	< 0.35	ug/l	0.35	1.12	1	8260B		8/16/2017	CJR	1
1,2-Dichloropropane	< 0.39	ug/l	0.39	1.24	1	8260B		8/16/2017	CJR	1
1,3-Dichloropropane	< 0.49	ug/l	0.49	1.55	1	8260B		8/16/2017	CJR	1
trans-1,3-Dichloropropene	< 0.42	ug/l	0.42	1.33	1	8260B		8/16/2017	CJR	1
cis-1,3-Dichloropropene	< 0.21	ug/l	0.21	0.65	1	8260B		8/16/2017	CJR	1
Di-isopropyl ether	< 0.26	ug/l	0.26	0.83	1	8260B		8/16/2017	CJR	1
EDB (1,2-Dibromoethane)	< 0.34	ug/l	0.34	1.09	1	8260B		8/16/2017	CJR	1
Ethylbenzene	< 0.2	ug/l	0.2	0.63	1	8260B		8/16/2017	CJR	1
Hexachlorobutadiene	< 1.47	ug/l	1.47	4.68	1	8260B		8/16/2017	CJR	1
Isopropylbenzene	< 0.29	ug/l	0.29	0.93	1	8260B		8/16/2017	CJR	1
p-Isopropyltoluene	< 0.28	ug/l	0.28	0.91	1	8260B		8/16/2017	CJR	1
Methylene chloride	< 0.94	ug/l	0.94	2.98	1	8260B		8/16/2017	CJR	1
Methyl tert-butyl ether (MTBE)	< 0.82	ug/l	0.82	2.6	1	8260B		8/16/2017	CJR	1
Naphthalene	< 2.17	ug/l	2.17	6.9	1	8260B		8/16/2017	CJR	1
n-Propylbenzene	< 0.19	ug/l	0.19	0.62	1	8260B		8/16/2017	CJR	1
1,1,2,2-Tetrachloroethane	< 0.69	ug/l	0.69	2.21	1	8260B		8/16/2017	CJR	1
1,1,1,2-Tetrachloroethane	< 0.47	ug/l	0.47	1.48	1	8260B		8/16/2017	CJR	1
Tetrachloroethene	< 0.48	ug/l	0.48	1.52	1	8260B		8/16/2017	CJR	1
Toluene	< 0.67	ug/l	0.67	2.13	1	8260B		8/16/2017	CJR	1
1,2,4-Trichlorobenzene	< 1.29	ug/l	1.29	4.1	1	8260B		8/16/2017	CJR	1
1,2,3-Trichlorobenzene	< 0.83	ug/l	0.83	2.63	1	8260B		8/16/2017	CJR	1
1,1,1-Trichloroethane	1.28	ug/l	0.35	1.11	1	8260B		8/16/2017	CJR	1
1,1,2-Trichloroethane	< 0.65	ug/l	0.65	2.06	1	8260B		8/16/2017	CJR	1
Trichloroethene (TCE)	0.57 "J"	ug/l	0.45	1.43	1	8260B		8/16/2017	CJR	1
Trichlorofluoromethane	< 0.64	ug/l	0.64	2.04	1	8260B		8/16/2017	CJR	1
1,2,4-Trimethylbenzene	< 1.14	ug/l	1.14	3.63	1	8260B		8/16/2017	CJR	1

Project Name ACME GALVANIZING **Invoice #** E33383
Project # 12884

Lab Code 5033383H
Sample ID MW-9
Sample Matrix Water
Sample Date 8/9/2017

	Result	Unit	LOD	LOQ	Dil	Method	Ext Date	Run Date	Analyst	Code
1,3,5-Trimethylbenzene	< 0.91	ug/l	0.91	2.9	1	8260B		8/16/2017	CJR	1
Vinyl Chloride	< 0.19	ug/l	0.19	0.62	1	8260B		8/16/2017	CJR	1
m&p-Xylene	< 1.56	ug/l	1.56	4.95	1	8260B		8/16/2017	CJR	1
o-Xylene	< 0.39	ug/l	0.39	1.25	1	8260B		8/16/2017	CJR	1
SUR - Dibromofluoromethane	102	REC %			1	8260B		8/16/2017	CJR	1
SUR - 4-Bromofluorobenzene	100	REC %			1	8260B		8/16/2017	CJR	1
SUR - 1,2-Dichloroethane-d4	100	REC %			1	8260B		8/16/2017	CJR	1
SUR - Toluene-d8	99	REC %			1	8260B		8/16/2017	CJR	1

Project Name ACME GALVANIZING **Invoice #** E33383
Project # 12884

Lab Code 5033383I
Sample ID MW-10
Sample Matrix Water
Sample Date 8/9/2017

	Result	Unit	LOD	LOQ	Dil	Method	Ext Date	Run Date	Analyst	Code
Organic										
VOC's										
Benzene	< 0.17	ug/l	0.17	0.55	1	8260B		8/11/2017	CJR	1
Bromobenzene	< 0.43	ug/l	0.43	1.37	1	8260B		8/11/2017	CJR	1
Bromodichloromethane	< 0.31	ug/l	0.31	1	1	8260B		8/11/2017	CJR	1
Bromoform	< 0.49	ug/l	0.49	1.56	1	8260B		8/11/2017	CJR	1
tert-Butylbenzene	< 0.39	ug/l	0.39	1.23	1	8260B		8/11/2017	CJR	1
sec-Butylbenzene	< 0.24	ug/l	0.24	0.76	1	8260B		8/11/2017	CJR	1
n-Butylbenzene	< 0.34	ug/l	0.34	1.08	1	8260B		8/11/2017	CJR	1
Carbon Tetrachloride	< 0.21	ug/l	0.21	0.68	1	8260B		8/11/2017	CJR	1
Chlorobenzene	< 0.27	ug/l	0.27	0.86	1	8260B		8/11/2017	CJR	1
Chloroethane	< 0.5	ug/l	0.5	1.6	1	8260B		8/11/2017	CJR	1
Chloroform	< 0.96	ug/l	0.96	3.04	1	8260B		8/11/2017	CJR	1
Chloromethane	< 1.3	ug/l	1.3	4.15	1	8260B		8/11/2017	CJR	1
2-Chlorotoluene	< 0.36	ug/l	0.36	1.15	1	8260B		8/11/2017	CJR	1
4-Chlorotoluene	< 0.35	ug/l	0.35	1.11	1	8260B		8/11/2017	CJR	1
1,2-Dibromo-3-chloropropane	< 1.88	ug/l	1.88	5.98	1	8260B		8/11/2017	CJR	1
Dibromochloromethane	< 0.45	ug/l	0.45	1.44	1	8260B		8/11/2017	CJR	1
1,4-Dichlorobenzene	< 0.42	ug/l	0.42	1.34	1	8260B		8/11/2017	CJR	1
1,3-Dichlorobenzene	< 0.45	ug/l	0.45	1.43	1	8260B		8/11/2017	CJR	1
1,2-Dichlorobenzene	< 0.34	ug/l	0.34	1.09	1	8260B		8/11/2017	CJR	1
Dichlorodifluoromethane	< 0.38	ug/l	0.38	1.2	1	8260B		8/11/2017	CJR	1
1,2-Dichloroethane	< 0.45	ug/l	0.45	1.43	1	8260B		8/11/2017	CJR	1
1,1-Dichloroethane	< 0.42	ug/l	0.42	1.34	1	8260B		8/11/2017	CJR	1
1,1-Dichloroethene	< 0.46	ug/l	0.46	1.47	1	8260B		8/11/2017	CJR	1
cis-1,2-Dichloroethene	< 0.41	ug/l	0.41	1.29	1	8260B		8/11/2017	CJR	1
trans-1,2-Dichloroethene	< 0.35	ug/l	0.35	1.12	1	8260B		8/11/2017	CJR	1
1,2-Dichloropropane	< 0.39	ug/l	0.39	1.24	1	8260B		8/11/2017	CJR	1
1,3-Dichloropropane	< 0.49	ug/l	0.49	1.55	1	8260B		8/11/2017	CJR	1
trans-1,3-Dichloropropene	< 0.42	ug/l	0.42	1.33	1	8260B		8/11/2017	CJR	1
cis-1,3-Dichloropropene	< 0.21	ug/l	0.21	0.65	1	8260B		8/11/2017	CJR	1
Di-isopropyl ether	< 0.26	ug/l	0.26	0.83	1	8260B		8/11/2017	CJR	1
EDB (1,2-Dibromoethane)	< 0.34	ug/l	0.34	1.09	1	8260B		8/11/2017	CJR	1
Ethylbenzene	< 0.2	ug/l	0.2	0.63	1	8260B		8/11/2017	CJR	1
Hexachlorobutadiene	< 1.47	ug/l	1.47	4.68	1	8260B		8/11/2017	CJR	1
Isopropylbenzene	< 0.29	ug/l	0.29	0.93	1	8260B		8/11/2017	CJR	1
p-Isopropyltoluene	< 0.28	ug/l	0.28	0.91	1	8260B		8/11/2017	CJR	1
Methylene chloride	< 0.94	ug/l	0.94	2.98	1	8260B		8/11/2017	CJR	1
Methyl tert-butyl ether (MTBE)	< 0.82	ug/l	0.82	2.6	1	8260B		8/11/2017	CJR	1
Naphthalene	< 2.17	ug/l	2.17	6.9	1	8260B		8/11/2017	CJR	1
n-Propylbenzene	< 0.19	ug/l	0.19	0.62	1	8260B		8/11/2017	CJR	1
1,1,2,2-Tetrachloroethane	< 0.69	ug/l	0.69	2.21	1	8260B		8/11/2017	CJR	1
1,1,1,2-Tetrachloroethane	< 0.47	ug/l	0.47	1.48	1	8260B		8/11/2017	CJR	1
Tetrachloroethene	< 0.48	ug/l	0.48	1.52	1	8260B		8/11/2017	CJR	1
Toluene	< 0.67	ug/l	0.67	2.13	1	8260B		8/11/2017	CJR	1
1,2,4-Trichlorobenzene	< 1.29	ug/l	1.29	4.1	1	8260B		8/11/2017	CJR	1
1,2,3-Trichlorobenzene	< 0.83	ug/l	0.83	2.63	1	8260B		8/11/2017	CJR	1
1,1,1-Trichloroethane	< 0.35	ug/l	0.35	1.11	1	8260B		8/11/2017	CJR	1
1,1,2-Trichloroethane	< 0.65	ug/l	0.65	2.06	1	8260B		8/11/2017	CJR	1
Trichloroethene (TCE)	< 0.45	ug/l	0.45	1.43	1	8260B		8/11/2017	CJR	1
Trichlorofluoromethane	< 0.64	ug/l	0.64	2.04	1	8260B		8/11/2017	CJR	1
1,2,4-Trimethylbenzene	< 1.14	ug/l	1.14	3.63	1	8260B		8/11/2017	CJR	1

Project Name ACME GALVANIZING **Invoice #** E33383
Project # 12884

Lab Code 5033383I
Sample ID MW-10
Sample Matrix Water
Sample Date 8/9/2017

	Result	Unit	LOD	LOQ	Dil	Method	Ext Date	Run Date	Analyst	Code
1,3,5-Trimethylbenzene	< 0.91	ug/l	0.91	2.9	1	8260B		8/11/2017	CJR	1
Vinyl Chloride	< 0.19	ug/l	0.19	0.62	1	8260B		8/11/2017	CJR	1
m&p-Xylene	< 1.56	ug/l	1.56	4.95	1	8260B		8/11/2017	CJR	1
o-Xylene	< 0.39	ug/l	0.39	1.25	1	8260B		8/11/2017	CJR	1
SUR - 1,2-Dichloroethane-d4	101	REC %			1	8260B		8/11/2017	CJR	1
SUR - 4-Bromofluorobenzene	102	REC %			1	8260B		8/11/2017	CJR	1
SUR - Dibromofluoromethane	100	REC %			1	8260B		8/11/2017	CJR	1
SUR - Toluene-d8	102	REC %			1	8260B		8/11/2017	CJR	1

Project Name ACME GALVANIZING **Invoice #** E33383
Project # 12884

Lab Code 5033383J
Sample ID MW-11
Sample Matrix Water
Sample Date 8/9/2017

	Result	Unit	LOD	LOQ	Dil	Method	Ext Date	Run Date	Analyst	Code
Organic										
VOC's										
Benzene	< 0.17	ug/l	0.17	0.55	1	8260B		8/11/2017	CJR	1
Bromobenzene	< 0.43	ug/l	0.43	1.37	1	8260B		8/11/2017	CJR	1
Bromodichloromethane	< 0.31	ug/l	0.31	1	1	8260B		8/11/2017	CJR	1
Bromoform	< 0.49	ug/l	0.49	1.56	1	8260B		8/11/2017	CJR	1
tert-Butylbenzene	< 0.39	ug/l	0.39	1.23	1	8260B		8/11/2017	CJR	1
sec-Butylbenzene	< 0.24	ug/l	0.24	0.76	1	8260B		8/11/2017	CJR	1
n-Butylbenzene	< 0.34	ug/l	0.34	1.08	1	8260B		8/11/2017	CJR	1
Carbon Tetrachloride	< 0.21	ug/l	0.21	0.68	1	8260B		8/11/2017	CJR	1
Chlorobenzene	< 0.27	ug/l	0.27	0.86	1	8260B		8/11/2017	CJR	1
Chloroethane	< 0.5	ug/l	0.5	1.6	1	8260B		8/11/2017	CJR	1
Chloroform	< 0.96	ug/l	0.96	3.04	1	8260B		8/11/2017	CJR	1
Chloromethane	< 1.3	ug/l	1.3	4.15	1	8260B		8/11/2017	CJR	1
2-Chlorotoluene	< 0.36	ug/l	0.36	1.15	1	8260B		8/11/2017	CJR	1
4-Chlorotoluene	< 0.35	ug/l	0.35	1.11	1	8260B		8/11/2017	CJR	1
1,2-Dibromo-3-chloropropane	< 1.88	ug/l	1.88	5.98	1	8260B		8/11/2017	CJR	1
Dibromochloromethane	< 0.45	ug/l	0.45	1.44	1	8260B		8/11/2017	CJR	1
1,4-Dichlorobenzene	< 0.42	ug/l	0.42	1.34	1	8260B		8/11/2017	CJR	1
1,3-Dichlorobenzene	< 0.45	ug/l	0.45	1.43	1	8260B		8/11/2017	CJR	1
1,2-Dichlorobenzene	< 0.34	ug/l	0.34	1.09	1	8260B		8/11/2017	CJR	1
Dichlorodifluoromethane	< 0.38	ug/l	0.38	1.2	1	8260B		8/11/2017	CJR	1
1,2-Dichloroethane	< 0.45	ug/l	0.45	1.43	1	8260B		8/11/2017	CJR	1
1,1-Dichloroethane	< 0.42	ug/l	0.42	1.34	1	8260B		8/11/2017	CJR	1
1,1-Dichloroethene	< 0.46	ug/l	0.46	1.47	1	8260B		8/11/2017	CJR	1
cis-1,2-Dichloroethene	< 0.41	ug/l	0.41	1.29	1	8260B		8/11/2017	CJR	1
trans-1,2-Dichloroethene	< 0.35	ug/l	0.35	1.12	1	8260B		8/11/2017	CJR	1
1,2-Dichloropropane	< 0.39	ug/l	0.39	1.24	1	8260B		8/11/2017	CJR	1
1,3-Dichloropropane	< 0.49	ug/l	0.49	1.55	1	8260B		8/11/2017	CJR	1
trans-1,3-Dichloropropene	< 0.42	ug/l	0.42	1.33	1	8260B		8/11/2017	CJR	1
cis-1,3-Dichloropropene	< 0.21	ug/l	0.21	0.65	1	8260B		8/11/2017	CJR	1
Di-isopropyl ether	< 0.26	ug/l	0.26	0.83	1	8260B		8/11/2017	CJR	1
EDB (1,2-Dibromoethane)	< 0.34	ug/l	0.34	1.09	1	8260B		8/11/2017	CJR	1
Ethylbenzene	< 0.2	ug/l	0.2	0.63	1	8260B		8/11/2017	CJR	1
Hexachlorobutadiene	< 1.47	ug/l	1.47	4.68	1	8260B		8/11/2017	CJR	1
Isopropylbenzene	< 0.29	ug/l	0.29	0.93	1	8260B		8/11/2017	CJR	1
p-Isopropyltoluene	< 0.28	ug/l	0.28	0.91	1	8260B		8/11/2017	CJR	1
Methylene chloride	< 0.94	ug/l	0.94	2.98	1	8260B		8/11/2017	CJR	1
Methyl tert-butyl ether (MTBE)	< 0.82	ug/l	0.82	2.6	1	8260B		8/11/2017	CJR	1
Naphthalene	< 2.17	ug/l	2.17	6.9	1	8260B		8/11/2017	CJR	1
n-Propylbenzene	< 0.19	ug/l	0.19	0.62	1	8260B		8/11/2017	CJR	1
1,1,2,2-Tetrachloroethane	< 0.69	ug/l	0.69	2.21	1	8260B		8/11/2017	CJR	1
1,1,1,2-Tetrachloroethane	< 0.47	ug/l	0.47	1.48	1	8260B		8/11/2017	CJR	1
Tetrachloroethene	< 0.48	ug/l	0.48	1.52	1	8260B		8/11/2017	CJR	1
Toluene	< 0.67	ug/l	0.67	2.13	1	8260B		8/11/2017	CJR	1
1,2,4-Trichlorobenzene	< 1.29	ug/l	1.29	4.1	1	8260B		8/11/2017	CJR	1
1,2,3-Trichlorobenzene	< 0.83	ug/l	0.83	2.63	1	8260B		8/11/2017	CJR	1
1,1,1-Trichloroethane	< 0.35	ug/l	0.35	1.11	1	8260B		8/11/2017	CJR	1
1,1,2-Trichloroethane	< 0.65	ug/l	0.65	2.06	1	8260B		8/11/2017	CJR	1
Trichloroethene (TCE)	< 0.45	ug/l	0.45	1.43	1	8260B		8/11/2017	CJR	1
Trichlorofluoromethane	< 0.64	ug/l	0.64	2.04	1	8260B		8/11/2017	CJR	1
1,2,4-Trimethylbenzene	< 1.14	ug/l	1.14	3.63	1	8260B		8/11/2017	CJR	1

Project Name ACME GALVANIZING **Invoice #** E33383
Project # 12884

Lab Code 5033383J
Sample ID MW-11
Sample Matrix Water
Sample Date 8/9/2017

	Result	Unit	LOD	LOQ	Dil	Method	Ext Date	Run Date	Analyst	Code
1,3,5-Trimethylbenzene	< 0.91	ug/l	0.91	2.9	1	8260B		8/11/2017	CJR	1
Vinyl Chloride	< 0.19	ug/l	0.19	0.62	1	8260B		8/11/2017	CJR	1
m&p-Xylene	< 1.56	ug/l	1.56	4.95	1	8260B		8/11/2017	CJR	1
o-Xylene	< 0.39	ug/l	0.39	1.25	1	8260B		8/11/2017	CJR	1
SUR - 1,2-Dichloroethane-d4	100	REC %			1	8260B		8/11/2017	CJR	1
SUR - 4-Bromofluorobenzene	101	REC %			1	8260B		8/11/2017	CJR	1
SUR - Dibromofluoromethane	99	REC %			1	8260B		8/11/2017	CJR	1
SUR - Toluene-d8	102	REC %			1	8260B		8/11/2017	CJR	1

Project Name ACME GALVANIZING **Invoice #** E33383
Project # 12884

Lab Code 5033383K
Sample ID MW-12
Sample Matrix Water
Sample Date 8/9/2017

	Result	Unit	LOD	LOQ	Dil	Method	Ext Date	Run Date	Analyst	Code
Organic										
VOC's										
Benzene	< 0.17	ug/l	0.17	0.55	1	8260B		8/11/2017	CJR	1
Bromobenzene	< 0.43	ug/l	0.43	1.37	1	8260B		8/11/2017	CJR	1
Bromodichloromethane	< 0.31	ug/l	0.31	1	1	8260B		8/11/2017	CJR	1
Bromoform	< 0.49	ug/l	0.49	1.56	1	8260B		8/11/2017	CJR	1
tert-Butylbenzene	< 0.39	ug/l	0.39	1.23	1	8260B		8/11/2017	CJR	1
sec-Butylbenzene	< 0.24	ug/l	0.24	0.76	1	8260B		8/11/2017	CJR	1
n-Butylbenzene	< 0.34	ug/l	0.34	1.08	1	8260B		8/11/2017	CJR	1
Carbon Tetrachloride	< 0.21	ug/l	0.21	0.68	1	8260B		8/11/2017	CJR	1
Chlorobenzene	< 0.27	ug/l	0.27	0.86	1	8260B		8/11/2017	CJR	1
Chloroethane	< 0.5	ug/l	0.5	1.6	1	8260B		8/11/2017	CJR	1
Chloroform	< 0.96	ug/l	0.96	3.04	1	8260B		8/11/2017	CJR	1
Chloromethane	< 1.3	ug/l	1.3	4.15	1	8260B		8/11/2017	CJR	1
2-Chlorotoluene	< 0.36	ug/l	0.36	1.15	1	8260B		8/11/2017	CJR	1
4-Chlorotoluene	< 0.35	ug/l	0.35	1.11	1	8260B		8/11/2017	CJR	1
1,2-Dibromo-3-chloropropane	< 1.88	ug/l	1.88	5.98	1	8260B		8/11/2017	CJR	1
Dibromochloromethane	< 0.45	ug/l	0.45	1.44	1	8260B		8/11/2017	CJR	1
1,4-Dichlorobenzene	< 0.42	ug/l	0.42	1.34	1	8260B		8/11/2017	CJR	1
1,3-Dichlorobenzene	< 0.45	ug/l	0.45	1.43	1	8260B		8/11/2017	CJR	1
1,2-Dichlorobenzene	< 0.34	ug/l	0.34	1.09	1	8260B		8/11/2017	CJR	1
Dichlorodifluoromethane	< 0.38	ug/l	0.38	1.2	1	8260B		8/11/2017	CJR	1
1,2-Dichloroethane	< 0.45	ug/l	0.45	1.43	1	8260B		8/11/2017	CJR	1
1,1-Dichloroethane	< 0.42	ug/l	0.42	1.34	1	8260B		8/11/2017	CJR	1
1,1-Dichloroethene	< 0.46	ug/l	0.46	1.47	1	8260B		8/11/2017	CJR	1
cis-1,2-Dichloroethene	< 0.41	ug/l	0.41	1.29	1	8260B		8/11/2017	CJR	1
trans-1,2-Dichloroethene	< 0.35	ug/l	0.35	1.12	1	8260B		8/11/2017	CJR	1
1,2-Dichloropropane	< 0.39	ug/l	0.39	1.24	1	8260B		8/11/2017	CJR	1
1,3-Dichloropropane	< 0.49	ug/l	0.49	1.55	1	8260B		8/11/2017	CJR	1
trans-1,3-Dichloropropene	< 0.42	ug/l	0.42	1.33	1	8260B		8/11/2017	CJR	1
cis-1,3-Dichloropropene	< 0.21	ug/l	0.21	0.65	1	8260B		8/11/2017	CJR	1
Di-isopropyl ether	< 0.26	ug/l	0.26	0.83	1	8260B		8/11/2017	CJR	1
EDB (1,2-Dibromoethane)	< 0.34	ug/l	0.34	1.09	1	8260B		8/11/2017	CJR	1
Ethylbenzene	< 0.2	ug/l	0.2	0.63	1	8260B		8/11/2017	CJR	1
Hexachlorobutadiene	< 1.47	ug/l	1.47	4.68	1	8260B		8/11/2017	CJR	1
Isopropylbenzene	< 0.29	ug/l	0.29	0.93	1	8260B		8/11/2017	CJR	1
p-Isopropyltoluene	< 0.28	ug/l	0.28	0.91	1	8260B		8/11/2017	CJR	1
Methylene chloride	< 0.94	ug/l	0.94	2.98	1	8260B		8/11/2017	CJR	1
Methyl tert-butyl ether (MTBE)	< 0.82	ug/l	0.82	2.6	1	8260B		8/11/2017	CJR	1
Naphthalene	< 2.17	ug/l	2.17	6.9	1	8260B		8/11/2017	CJR	1
n-Propylbenzene	< 0.19	ug/l	0.19	0.62	1	8260B		8/11/2017	CJR	1
1,1,2,2-Tetrachloroethane	< 0.69	ug/l	0.69	2.21	1	8260B		8/11/2017	CJR	1
1,1,1,2-Tetrachloroethane	< 0.47	ug/l	0.47	1.48	1	8260B		8/11/2017	CJR	1
Tetrachloroethene	< 0.48	ug/l	0.48	1.52	1	8260B		8/11/2017	CJR	1
Toluene	< 0.67	ug/l	0.67	2.13	1	8260B		8/11/2017	CJR	1
1,2,4-Trichlorobenzene	< 1.29	ug/l	1.29	4.1	1	8260B		8/11/2017	CJR	1
1,2,3-Trichlorobenzene	< 0.83	ug/l	0.83	2.63	1	8260B		8/11/2017	CJR	1
1,1,1-Trichloroethane	< 0.35	ug/l	0.35	1.11	1	8260B		8/11/2017	CJR	1
1,1,2-Trichloroethane	< 0.65	ug/l	0.65	2.06	1	8260B		8/11/2017	CJR	1
Trichloroethene (TCE)	< 0.45	ug/l	0.45	1.43	1	8260B		8/11/2017	CJR	1
Trichlorofluoromethane	< 0.64	ug/l	0.64	2.04	1	8260B		8/11/2017	CJR	1
1,2,4-Trimethylbenzene	< 1.14	ug/l	1.14	3.63	1	8260B		8/11/2017	CJR	1

Project Name ACME GALVANIZING **Invoice #** E33383
Project # 12884

Lab Code 5033383K
Sample ID MW-12
Sample Matrix Water
Sample Date 8/9/2017

	Result	Unit	LOD	LOQ	Dil	Method	Ext Date	Run Date	Analyst	Code
1,3,5-Trimethylbenzene	< 0.91	ug/l	0.91	2.9	1	8260B		8/11/2017	CJR	1
Vinyl Chloride	10.8	ug/l	0.19	0.62	1	8260B		8/11/2017	CJR	1
m&p-Xylene	< 1.56	ug/l	1.56	4.95	1	8260B		8/11/2017	CJR	1
o-Xylene	< 0.39	ug/l	0.39	1.25	1	8260B		8/11/2017	CJR	1
SUR - Toluene-d8	102	REC %			1	8260B		8/11/2017	CJR	1
SUR - 1,2-Dichloroethane-d4	100	REC %			1	8260B		8/11/2017	CJR	1
SUR - 4-Bromofluorobenzene	103	REC %			1	8260B		8/11/2017	CJR	1
SUR - Dibromofluoromethane	99	REC %			1	8260B		8/11/2017	CJR	1

Project Name ACME GALVANIZING **Invoice #** E33383
Project # 12884

Lab Code 5033383L
Sample ID MW-13
Sample Matrix Water
Sample Date 8/9/2017

	Result	Unit	LOD	LOQ	Dil	Method	Ext Date	Run Date	Analyst	Code
Organic										
VOC's										
Benzene	< 0.17	ug/l	0.17	0.55	1	8260B		8/11/2017	CJR	1
Bromobenzene	< 0.43	ug/l	0.43	1.37	1	8260B		8/11/2017	CJR	1
Bromodichloromethane	< 0.31	ug/l	0.31	1	1	8260B		8/11/2017	CJR	1
Bromoform	< 0.49	ug/l	0.49	1.56	1	8260B		8/11/2017	CJR	1
tert-Butylbenzene	< 0.39	ug/l	0.39	1.23	1	8260B		8/11/2017	CJR	1
sec-Butylbenzene	< 0.24	ug/l	0.24	0.76	1	8260B		8/11/2017	CJR	1
n-Butylbenzene	< 0.34	ug/l	0.34	1.08	1	8260B		8/11/2017	CJR	1
Carbon Tetrachloride	< 0.21	ug/l	0.21	0.68	1	8260B		8/11/2017	CJR	1
Chlorobenzene	< 0.27	ug/l	0.27	0.86	1	8260B		8/11/2017	CJR	1
Chloroethane	< 0.5	ug/l	0.5	1.6	1	8260B		8/11/2017	CJR	1
Chloroform	< 0.96	ug/l	0.96	3.04	1	8260B		8/11/2017	CJR	1
Chloromethane	< 1.3	ug/l	1.3	4.15	1	8260B		8/11/2017	CJR	1
2-Chlorotoluene	< 0.36	ug/l	0.36	1.15	1	8260B		8/11/2017	CJR	1
4-Chlorotoluene	< 0.35	ug/l	0.35	1.11	1	8260B		8/11/2017	CJR	1
1,2-Dibromo-3-chloropropane	< 1.88	ug/l	1.88	5.98	1	8260B		8/11/2017	CJR	1
Dibromochloromethane	< 0.45	ug/l	0.45	1.44	1	8260B		8/11/2017	CJR	1
1,4-Dichlorobenzene	< 0.42	ug/l	0.42	1.34	1	8260B		8/11/2017	CJR	1
1,3-Dichlorobenzene	< 0.45	ug/l	0.45	1.43	1	8260B		8/11/2017	CJR	1
1,2-Dichlorobenzene	< 0.34	ug/l	0.34	1.09	1	8260B		8/11/2017	CJR	1
Dichlorodifluoromethane	< 0.38	ug/l	0.38	1.2	1	8260B		8/11/2017	CJR	1
1,2-Dichloroethane	< 0.45	ug/l	0.45	1.43	1	8260B		8/11/2017	CJR	1
1,1-Dichloroethane	0.77 "J"	ug/l	0.42	1.34	1	8260B		8/11/2017	CJR	1
1,1-Dichloroethene	< 0.46	ug/l	0.46	1.47	1	8260B		8/11/2017	CJR	1
cis-1,2-Dichloroethene	1.56	ug/l	0.41	1.29	1	8260B		8/11/2017	CJR	1
trans-1,2-Dichloroethene	< 0.35	ug/l	0.35	1.12	1	8260B		8/11/2017	CJR	1
1,2-Dichloropropane	< 0.39	ug/l	0.39	1.24	1	8260B		8/11/2017	CJR	1
1,3-Dichloropropane	< 0.49	ug/l	0.49	1.55	1	8260B		8/11/2017	CJR	1
trans-1,3-Dichloropropene	< 0.42	ug/l	0.42	1.33	1	8260B		8/11/2017	CJR	1
cis-1,3-Dichloropropene	< 0.21	ug/l	0.21	0.65	1	8260B		8/11/2017	CJR	1
Di-isopropyl ether	< 0.26	ug/l	0.26	0.83	1	8260B		8/11/2017	CJR	1
EDB (1,2-Dibromoethane)	< 0.34	ug/l	0.34	1.09	1	8260B		8/11/2017	CJR	1
Ethylbenzene	< 0.2	ug/l	0.2	0.63	1	8260B		8/11/2017	CJR	1
Hexachlorobutadiene	< 1.47	ug/l	1.47	4.68	1	8260B		8/11/2017	CJR	1
Isopropylbenzene	< 0.29	ug/l	0.29	0.93	1	8260B		8/11/2017	CJR	1
p-Isopropyltoluene	< 0.28	ug/l	0.28	0.91	1	8260B		8/11/2017	CJR	1
Methylene chloride	< 0.94	ug/l	0.94	2.98	1	8260B		8/11/2017	CJR	1
Methyl tert-butyl ether (MTBE)	< 0.82	ug/l	0.82	2.6	1	8260B		8/11/2017	CJR	1
Naphthalene	< 2.17	ug/l	2.17	6.9	1	8260B		8/11/2017	CJR	1
n-Propylbenzene	< 0.19	ug/l	0.19	0.62	1	8260B		8/11/2017	CJR	1
1,1,2,2-Tetrachloroethane	< 0.69	ug/l	0.69	2.21	1	8260B		8/11/2017	CJR	1
1,1,1,2-Tetrachloroethane	< 0.47	ug/l	0.47	1.48	1	8260B		8/11/2017	CJR	1
Tetrachloroethene	< 0.48	ug/l	0.48	1.52	1	8260B		8/11/2017	CJR	1
Toluene	< 0.67	ug/l	0.67	2.13	1	8260B		8/11/2017	CJR	1
1,2,4-Trichlorobenzene	< 1.29	ug/l	1.29	4.1	1	8260B		8/11/2017	CJR	1
1,2,3-Trichlorobenzene	< 0.83	ug/l	0.83	2.63	1	8260B		8/11/2017	CJR	1
1,1,1-Trichloroethane	< 0.35	ug/l	0.35	1.11	1	8260B		8/11/2017	CJR	1
1,1,2-Trichloroethane	< 0.65	ug/l	0.65	2.06	1	8260B		8/11/2017	CJR	1
Trichloroethene (TCE)	< 0.45	ug/l	0.45	1.43	1	8260B		8/11/2017	CJR	1
Trichlorofluoromethane	< 0.64	ug/l	0.64	2.04	1	8260B		8/11/2017	CJR	1
1,2,4-Trimethylbenzene	< 1.14	ug/l	1.14	3.63	1	8260B		8/11/2017	CJR	1

Project Name ACME GALVANIZING **Invoice #** E33383
Project # 12884

Lab Code 5033383L
Sample ID MW-13
Sample Matrix Water
Sample Date 8/9/2017

	Result	Unit	LOD	LOQ	Dil	Method	Ext Date	Run Date	Analyst	Code
1,3,5-Trimethylbenzene	< 0.91	ug/l	0.91	2.9	1	8260B		8/11/2017	CJR	1
Vinyl Chloride	< 0.19	ug/l	0.19	0.62	1	8260B		8/11/2017	CJR	1
m&p-Xylene	< 1.56	ug/l	1.56	4.95	1	8260B		8/11/2017	CJR	1
o-Xylene	< 0.39	ug/l	0.39	1.25	1	8260B		8/11/2017	CJR	1
SUR - Toluene-d8	104	REC %			1	8260B		8/11/2017	CJR	1
SUR - Dibromofluoromethane	97	REC %			1	8260B		8/11/2017	CJR	1
SUR - 1,2-Dichloroethane-d4	100	REC %			1	8260B		8/11/2017	CJR	1
SUR - 4-Bromofluorobenzene	106	REC %			1	8260B		8/11/2017	CJR	1

Project Name ACME GALVANIZING **Invoice #** E33383
Project # 12884

Lab Code 5033383M
Sample ID DUPLICATE
Sample Matrix Water
Sample Date 8/9/2017

	Result	Unit	LOD	LOQ	Dil	Method	Ext Date	Run Date	Analyst	Code
Organic										
VOC's										
Benzene	< 0.17	ug/l	0.17	0.55	1	8260B		8/11/2017	CJR	1
Bromobenzene	< 0.43	ug/l	0.43	1.37	1	8260B		8/11/2017	CJR	1
Bromodichloromethane	< 0.31	ug/l	0.31	1	1	8260B		8/11/2017	CJR	1
Bromoform	< 0.49	ug/l	0.49	1.56	1	8260B		8/11/2017	CJR	1
tert-Butylbenzene	< 0.39	ug/l	0.39	1.23	1	8260B		8/11/2017	CJR	1
sec-Butylbenzene	< 0.24	ug/l	0.24	0.76	1	8260B		8/11/2017	CJR	1
n-Butylbenzene	< 0.34	ug/l	0.34	1.08	1	8260B		8/11/2017	CJR	1
Carbon Tetrachloride	< 0.21	ug/l	0.21	0.68	1	8260B		8/11/2017	CJR	1
Chlorobenzene	< 0.27	ug/l	0.27	0.86	1	8260B		8/11/2017	CJR	1
Chloroethane	< 0.5	ug/l	0.5	1.6	1	8260B		8/11/2017	CJR	1
Chloroform	< 0.96	ug/l	0.96	3.04	1	8260B		8/11/2017	CJR	1
Chloromethane	< 1.3	ug/l	1.3	4.15	1	8260B		8/11/2017	CJR	1
2-Chlorotoluene	< 0.36	ug/l	0.36	1.15	1	8260B		8/11/2017	CJR	1
4-Chlorotoluene	< 0.35	ug/l	0.35	1.11	1	8260B		8/11/2017	CJR	1
1,2-Dibromo-3-chloropropane	< 1.88	ug/l	1.88	5.98	1	8260B		8/11/2017	CJR	1
Dibromochloromethane	< 0.45	ug/l	0.45	1.44	1	8260B		8/11/2017	CJR	1
1,4-Dichlorobenzene	< 0.42	ug/l	0.42	1.34	1	8260B		8/11/2017	CJR	1
1,3-Dichlorobenzene	< 0.45	ug/l	0.45	1.43	1	8260B		8/11/2017	CJR	1
1,2-Dichlorobenzene	< 0.34	ug/l	0.34	1.09	1	8260B		8/11/2017	CJR	1
Dichlorodifluoromethane	< 0.38	ug/l	0.38	1.2	1	8260B		8/11/2017	CJR	1
1,2-Dichloroethane	< 0.45	ug/l	0.45	1.43	1	8260B		8/11/2017	CJR	1
1,1-Dichloroethane	3.9	ug/l	0.42	1.34	1	8260B		8/11/2017	CJR	1
1,1-Dichloroethene	1.65	ug/l	0.46	1.47	1	8260B		8/11/2017	CJR	1
cis-1,2-Dichloroethene	< 0.41	ug/l	0.41	1.29	1	8260B		8/11/2017	CJR	1
trans-1,2-Dichloroethene	< 0.35	ug/l	0.35	1.12	1	8260B		8/11/2017	CJR	1
1,2-Dichloropropane	< 0.39	ug/l	0.39	1.24	1	8260B		8/11/2017	CJR	1
1,3-Dichloropropane	< 0.49	ug/l	0.49	1.55	1	8260B		8/11/2017	CJR	1
trans-1,3-Dichloropropene	< 0.42	ug/l	0.42	1.33	1	8260B		8/11/2017	CJR	1
cis-1,3-Dichloropropene	< 0.21	ug/l	0.21	0.65	1	8260B		8/11/2017	CJR	1
Di-isopropyl ether	< 0.26	ug/l	0.26	0.83	1	8260B		8/11/2017	CJR	1
EDB (1,2-Dibromoethane)	< 0.34	ug/l	0.34	1.09	1	8260B		8/11/2017	CJR	1
Ethylbenzene	< 0.2	ug/l	0.2	0.63	1	8260B		8/11/2017	CJR	1
Hexachlorobutadiene	< 1.47	ug/l	1.47	4.68	1	8260B		8/11/2017	CJR	1
Isopropylbenzene	< 0.29	ug/l	0.29	0.93	1	8260B		8/11/2017	CJR	1
p-Isopropyltoluene	< 0.28	ug/l	0.28	0.91	1	8260B		8/11/2017	CJR	1
Methylene chloride	< 0.94	ug/l	0.94	2.98	1	8260B		8/11/2017	CJR	1
Methyl tert-butyl ether (MTBE)	< 0.82	ug/l	0.82	2.6	1	8260B		8/11/2017	CJR	1
Naphthalene	< 2.17	ug/l	2.17	6.9	1	8260B		8/11/2017	CJR	1
n-Propylbenzene	< 0.19	ug/l	0.19	0.62	1	8260B		8/11/2017	CJR	1
1,1,2,2-Tetrachloroethane	< 0.69	ug/l	0.69	2.21	1	8260B		8/11/2017	CJR	1
1,1,1,2-Tetrachloroethane	< 0.47	ug/l	0.47	1.48	1	8260B		8/11/2017	CJR	1
Tetrachloroethene	< 0.48	ug/l	0.48	1.52	1	8260B		8/11/2017	CJR	1
Toluene	< 0.67	ug/l	0.67	2.13	1	8260B		8/11/2017	CJR	1
1,2,4-Trichlorobenzene	< 1.29	ug/l	1.29	4.1	1	8260B		8/11/2017	CJR	1
1,2,3-Trichlorobenzene	< 0.83	ug/l	0.83	2.63	1	8260B		8/11/2017	CJR	1
1,1,1-Trichloroethane	11.8	ug/l	0.35	1.11	1	8260B		8/11/2017	CJR	1
1,1,2-Trichloroethane	< 0.65	ug/l	0.65	2.06	1	8260B		8/11/2017	CJR	1
Trichloroethene (TCE)	0.80 "J"	ug/l	0.45	1.43	1	8260B		8/11/2017	CJR	1
Trichlorofluoromethane	< 0.64	ug/l	0.64	2.04	1	8260B		8/11/2017	CJR	1
1,2,4-Trimethylbenzene	< 1.14	ug/l	1.14	3.63	1	8260B		8/11/2017	CJR	1

Project Name ACME GALVANIZING **Invoice #** E33383
Project # 12884

Lab Code 5033383M
Sample ID DUPLICATE
Sample Matrix Water
Sample Date 8/9/2017

	Result	Unit	LOD	LOQ	Dil	Method	Ext Date	Run Date	Analyst	Code
1,3,5-Trimethylbenzene	< 0.91	ug/l	0.91	2.9	1	8260B		8/11/2017	CJR	1
Vinyl Chloride	< 0.19	ug/l	0.19	0.62	1	8260B		8/11/2017	CJR	1
m&p-Xylene	< 1.56	ug/l	1.56	4.95	1	8260B		8/11/2017	CJR	1
o-Xylene	< 0.39	ug/l	0.39	1.25	1	8260B		8/11/2017	CJR	1
SUR - 1,2-Dichloroethane-d4	103	REC %			1	8260B		8/11/2017	CJR	1
SUR - 4-Bromofluorobenzene	100	REC %			1	8260B		8/11/2017	CJR	1
SUR - Dibromofluoromethane	99	REC %			1	8260B		8/11/2017	CJR	1
SUR - Toluene-d8	102	REC %			1	8260B		8/11/2017	CJR	1

Project Name ACME GALVANIZING **Invoice #** E33383
Project # 12884

Lab Code 5033383N
Sample ID EQUIP BLK
Sample Matrix Water
Sample Date 8/9/2017

	Result	Unit	LOD	LOQ	Dil	Method	Ext Date	Run Date	Analyst	Code
Organic										
VOC's										
Benzene	< 0.17	ug/l	0.17	0.55	1	8260B		8/11/2017	CJR	1
Bromobenzene	< 0.43	ug/l	0.43	1.37	1	8260B		8/11/2017	CJR	1
Bromodichloromethane	< 0.31	ug/l	0.31	1	1	8260B		8/11/2017	CJR	1
Bromoform	< 0.49	ug/l	0.49	1.56	1	8260B		8/11/2017	CJR	1
tert-Butylbenzene	< 0.39	ug/l	0.39	1.23	1	8260B		8/11/2017	CJR	1
sec-Butylbenzene	< 0.24	ug/l	0.24	0.76	1	8260B		8/11/2017	CJR	1
n-Butylbenzene	< 0.34	ug/l	0.34	1.08	1	8260B		8/11/2017	CJR	1
Carbon Tetrachloride	< 0.21	ug/l	0.21	0.68	1	8260B		8/11/2017	CJR	1
Chlorobenzene	< 0.27	ug/l	0.27	0.86	1	8260B		8/11/2017	CJR	1
Chloroethane	< 0.5	ug/l	0.5	1.6	1	8260B		8/11/2017	CJR	1
Chloroform	< 0.96	ug/l	0.96	3.04	1	8260B		8/11/2017	CJR	1
Chloromethane	< 1.3	ug/l	1.3	4.15	1	8260B		8/11/2017	CJR	1
2-Chlorotoluene	< 0.36	ug/l	0.36	1.15	1	8260B		8/11/2017	CJR	1
4-Chlorotoluene	< 0.35	ug/l	0.35	1.11	1	8260B		8/11/2017	CJR	1
1,2-Dibromo-3-chloropropane	< 1.88	ug/l	1.88	5.98	1	8260B		8/11/2017	CJR	1
Dibromochloromethane	< 0.45	ug/l	0.45	1.44	1	8260B		8/11/2017	CJR	1
1,4-Dichlorobenzene	< 0.42	ug/l	0.42	1.34	1	8260B		8/11/2017	CJR	1
1,3-Dichlorobenzene	< 0.45	ug/l	0.45	1.43	1	8260B		8/11/2017	CJR	1
1,2-Dichlorobenzene	< 0.34	ug/l	0.34	1.09	1	8260B		8/11/2017	CJR	1
Dichlorodifluoromethane	< 0.38	ug/l	0.38	1.2	1	8260B		8/11/2017	CJR	1
1,2-Dichloroethane	< 0.45	ug/l	0.45	1.43	1	8260B		8/11/2017	CJR	1
1,1-Dichloroethane	< 0.42	ug/l	0.42	1.34	1	8260B		8/11/2017	CJR	1
1,1-Dichloroethene	< 0.46	ug/l	0.46	1.47	1	8260B		8/11/2017	CJR	1
cis-1,2-Dichloroethene	< 0.41	ug/l	0.41	1.29	1	8260B		8/11/2017	CJR	1
trans-1,2-Dichloroethene	< 0.35	ug/l	0.35	1.12	1	8260B		8/11/2017	CJR	1
1,2-Dichloropropane	< 0.39	ug/l	0.39	1.24	1	8260B		8/11/2017	CJR	1
1,3-Dichloropropane	< 0.49	ug/l	0.49	1.55	1	8260B		8/11/2017	CJR	1
trans-1,3-Dichloropropene	< 0.42	ug/l	0.42	1.33	1	8260B		8/11/2017	CJR	1
cis-1,3-Dichloropropene	< 0.21	ug/l	0.21	0.65	1	8260B		8/11/2017	CJR	1
Di-isopropyl ether	< 0.26	ug/l	0.26	0.83	1	8260B		8/11/2017	CJR	1
EDB (1,2-Dibromoethane)	< 0.34	ug/l	0.34	1.09	1	8260B		8/11/2017	CJR	1
Ethylbenzene	< 0.2	ug/l	0.2	0.63	1	8260B		8/11/2017	CJR	1
Hexachlorobutadiene	< 1.47	ug/l	1.47	4.68	1	8260B		8/11/2017	CJR	1
Isopropylbenzene	< 0.29	ug/l	0.29	0.93	1	8260B		8/11/2017	CJR	1
p-Isopropyltoluene	< 0.28	ug/l	0.28	0.91	1	8260B		8/11/2017	CJR	1
Methylene chloride	< 0.94	ug/l	0.94	2.98	1	8260B		8/11/2017	CJR	1
Methyl tert-butyl ether (MTBE)	< 0.82	ug/l	0.82	2.6	1	8260B		8/11/2017	CJR	1
Naphthalene	< 2.17	ug/l	2.17	6.9	1	8260B		8/11/2017	CJR	1
n-Propylbenzene	< 0.19	ug/l	0.19	0.62	1	8260B		8/11/2017	CJR	1
1,1,2,2-Tetrachloroethane	< 0.69	ug/l	0.69	2.21	1	8260B		8/11/2017	CJR	1
1,1,1,2-Tetrachloroethane	< 0.47	ug/l	0.47	1.48	1	8260B		8/11/2017	CJR	1
Tetrachloroethene	< 0.48	ug/l	0.48	1.52	1	8260B		8/11/2017	CJR	1
Toluene	< 0.67	ug/l	0.67	2.13	1	8260B		8/11/2017	CJR	1
1,2,4-Trichlorobenzene	< 1.29	ug/l	1.29	4.1	1	8260B		8/11/2017	CJR	1
1,2,3-Trichlorobenzene	< 0.83	ug/l	0.83	2.63	1	8260B		8/11/2017	CJR	1
1,1,1-Trichloroethane	< 0.35	ug/l	0.35	1.11	1	8260B		8/11/2017	CJR	1
1,1,2-Trichloroethane	< 0.65	ug/l	0.65	2.06	1	8260B		8/11/2017	CJR	1
Trichloroethene (TCE)	< 0.45	ug/l	0.45	1.43	1	8260B		8/11/2017	CJR	1
Trichlorofluoromethane	< 0.64	ug/l	0.64	2.04	1	8260B		8/11/2017	CJR	1
1,2,4-Trimethylbenzene	< 1.14	ug/l	1.14	3.63	1	8260B		8/11/2017	CJR	1

Project Name ACME GALVANIZING **Invoice #** E33383
Project # 12884

Lab Code 5033383N
Sample ID EQUIP BLK
Sample Matrix Water
Sample Date 8/9/2017

	Result	Unit	LOD	LOQ	Dil	Method	Ext Date	Run Date	Analyst	Code
1,3,5-Trimethylbenzene	< 0.91	ug/l	0.91	2.9	1	8260B		8/11/2017	CJR	1
Vinyl Chloride	< 0.19	ug/l	0.19	0.62	1	8260B		8/11/2017	CJR	1
m&p-Xylene	< 1.56	ug/l	1.56	4.95	1	8260B		8/11/2017	CJR	1
o-Xylene	< 0.39	ug/l	0.39	1.25	1	8260B		8/11/2017	CJR	1
SUR - 1,2-Dichloroethane-d4	97	REC %			1	8260B		8/11/2017	CJR	1
SUR - 4-Bromofluorobenzene	103	REC %			1	8260B		8/11/2017	CJR	1
SUR - Dibromofluoromethane	97	REC %			1	8260B		8/11/2017	CJR	1
SUR - Toluene-d8	104	REC %			1	8260B		8/11/2017	CJR	1

Project Name ACME GALVANIZING **Invoice #** E33383
Project # 12884

Lab Code 5033383O
Sample ID TRIP BLANK
Sample Matrix Water
Sample Date 8/9/2017

	Result	Unit	LOD	LOQ	Dil	Method	Ext Date	Run Date	Analyst	Code
Organic										
VOC's										
Benzene	< 0.17	ug/l	0.17	0.55	1	8260B		8/11/2017	CJR	1
Bromobenzene	< 0.43	ug/l	0.43	1.37	1	8260B		8/11/2017	CJR	1
Bromodichloromethane	< 0.31	ug/l	0.31	1	1	8260B		8/11/2017	CJR	1
Bromoform	< 0.49	ug/l	0.49	1.56	1	8260B		8/11/2017	CJR	1
tert-Butylbenzene	< 0.39	ug/l	0.39	1.23	1	8260B		8/11/2017	CJR	1
sec-Butylbenzene	< 0.24	ug/l	0.24	0.76	1	8260B		8/11/2017	CJR	1
n-Butylbenzene	< 0.34	ug/l	0.34	1.08	1	8260B		8/11/2017	CJR	1
Carbon Tetrachloride	< 0.21	ug/l	0.21	0.68	1	8260B		8/11/2017	CJR	1
Chlorobenzene	< 0.27	ug/l	0.27	0.86	1	8260B		8/11/2017	CJR	1
Chloroethane	< 0.5	ug/l	0.5	1.6	1	8260B		8/11/2017	CJR	1
Chloroform	< 0.96	ug/l	0.96	3.04	1	8260B		8/11/2017	CJR	1
Chloromethane	< 1.3	ug/l	1.3	4.15	1	8260B		8/11/2017	CJR	1
2-Chlorotoluene	< 0.36	ug/l	0.36	1.15	1	8260B		8/11/2017	CJR	1
4-Chlorotoluene	< 0.35	ug/l	0.35	1.11	1	8260B		8/11/2017	CJR	1
1,2-Dibromo-3-chloropropane	< 1.88	ug/l	1.88	5.98	1	8260B		8/11/2017	CJR	1
Dibromochloromethane	< 0.45	ug/l	0.45	1.44	1	8260B		8/11/2017	CJR	1
1,4-Dichlorobenzene	< 0.42	ug/l	0.42	1.34	1	8260B		8/11/2017	CJR	1
1,3-Dichlorobenzene	< 0.45	ug/l	0.45	1.43	1	8260B		8/11/2017	CJR	1
1,2-Dichlorobenzene	< 0.34	ug/l	0.34	1.09	1	8260B		8/11/2017	CJR	1
Dichlorodifluoromethane	< 0.38	ug/l	0.38	1.2	1	8260B		8/11/2017	CJR	1
1,2-Dichloroethane	< 0.45	ug/l	0.45	1.43	1	8260B		8/11/2017	CJR	1
1,1-Dichloroethane	< 0.42	ug/l	0.42	1.34	1	8260B		8/11/2017	CJR	1
1,1-Dichloroethene	< 0.46	ug/l	0.46	1.47	1	8260B		8/11/2017	CJR	1
cis-1,2-Dichloroethene	< 0.41	ug/l	0.41	1.29	1	8260B		8/11/2017	CJR	1
trans-1,2-Dichloroethene	< 0.35	ug/l	0.35	1.12	1	8260B		8/11/2017	CJR	1
1,2-Dichloropropane	< 0.39	ug/l	0.39	1.24	1	8260B		8/11/2017	CJR	1
1,3-Dichloropropane	< 0.49	ug/l	0.49	1.55	1	8260B		8/11/2017	CJR	1
trans-1,3-Dichloropropene	< 0.42	ug/l	0.42	1.33	1	8260B		8/11/2017	CJR	1
cis-1,3-Dichloropropene	< 0.21	ug/l	0.21	0.65	1	8260B		8/11/2017	CJR	1
Di-isopropyl ether	< 0.26	ug/l	0.26	0.83	1	8260B		8/11/2017	CJR	1
EDB (1,2-Dibromoethane)	< 0.34	ug/l	0.34	1.09	1	8260B		8/11/2017	CJR	1
Ethylbenzene	< 0.2	ug/l	0.2	0.63	1	8260B		8/11/2017	CJR	1
Hexachlorobutadiene	< 1.47	ug/l	1.47	4.68	1	8260B		8/11/2017	CJR	1
Isopropylbenzene	< 0.29	ug/l	0.29	0.93	1	8260B		8/11/2017	CJR	1
p-Isopropyltoluene	< 0.28	ug/l	0.28	0.91	1	8260B		8/11/2017	CJR	1
Methylene chloride	< 0.94	ug/l	0.94	2.98	1	8260B		8/11/2017	CJR	1
Methyl tert-butyl ether (MTBE)	< 0.82	ug/l	0.82	2.6	1	8260B		8/11/2017	CJR	1
Naphthalene	< 2.17	ug/l	2.17	6.9	1	8260B		8/11/2017	CJR	1
n-Propylbenzene	< 0.19	ug/l	0.19	0.62	1	8260B		8/11/2017	CJR	1
1,1,2,2-Tetrachloroethane	< 0.69	ug/l	0.69	2.21	1	8260B		8/11/2017	CJR	1
1,1,1,2-Tetrachloroethane	< 0.47	ug/l	0.47	1.48	1	8260B		8/11/2017	CJR	1
Tetrachloroethene	< 0.48	ug/l	0.48	1.52	1	8260B		8/11/2017	CJR	1
Toluene	< 0.67	ug/l	0.67	2.13	1	8260B		8/11/2017	CJR	1
1,2,4-Trichlorobenzene	< 1.29	ug/l	1.29	4.1	1	8260B		8/11/2017	CJR	1
1,2,3-Trichlorobenzene	< 0.83	ug/l	0.83	2.63	1	8260B		8/11/2017	CJR	1
1,1,1-Trichloroethane	< 0.35	ug/l	0.35	1.11	1	8260B		8/11/2017	CJR	1
1,1,2-Trichloroethane	< 0.65	ug/l	0.65	2.06	1	8260B		8/11/2017	CJR	1
Trichloroethene (TCE)	< 0.45	ug/l	0.45	1.43	1	8260B		8/11/2017	CJR	1
Trichlorofluoromethane	< 0.64	ug/l	0.64	2.04	1	8260B		8/11/2017	CJR	1
1,2,4-Trimethylbenzene	< 1.14	ug/l	1.14	3.63	1	8260B		8/11/2017	CJR	1

Project Name ACME GALVANIZING **Invoice #** E33383
Project # 12884

Lab Code 5033383O
Sample ID TRIP BLANK
Sample Matrix Water
Sample Date 8/9/2017

	Result	Unit	LOD	LOQ	Dil	Method	Ext Date	Run Date	Analyst	Code
1,3,5-Trimethylbenzene	< 0.91	ug/l	0.91	2.9	1	8260B		8/11/2017	CJR	1
Vinyl Chloride	< 0.19	ug/l	0.19	0.62	1	8260B		8/11/2017	CJR	1
m&p-Xylene	< 1.56	ug/l	1.56	4.95	1	8260B		8/11/2017	CJR	1
o-Xylene	< 0.39	ug/l	0.39	1.25	1	8260B		8/11/2017	CJR	1
SUR - Toluene-d8	102	REC %			1	8260B		8/11/2017	CJR	1
SUR - 1,2-Dichloroethane-d4	100	REC %			1	8260B		8/11/2017	CJR	1
SUR - 4-Bromofluorobenzene	108	REC %			1	8260B		8/11/2017	CJR	1
SUR - Dibromofluoromethane	99	REC %			1	8260B		8/11/2017	CJR	1

"J" Flag: Analyte detected between LOD and LOQ LOD Limit of Detection LOQ Limit of Quantitation

Code	*Comment*
1	Laboratory QC within limits.

All solid sample results reported on a dry weight basis unless otherwise indicated. All LOD's and LOQ's are adjusted for dilutions but not dry weight. Subcontracted results are denoted by SUB in the analyst field.

Authorized Signature

CHAIN OF CUSTODY RECORD

Synergy

Environmental Lab, Inc.

1990 Prospect Ct. • Appleton, WI 54914
920-830-2455 • FAX 920-733-0631

Chain # № 301

Page 1 of 2

Sample Handling Request
___ Rush Analysis Date Required ___
(Rushes accepted only with prior authorization)
X Normal Turn Around

Lab I.D. #

Account No. :

Quote No.:

Project #: 12884

Sampler: (signature)

Project (Name / Location): ACME Galvanizing Milwaukee, WI

Reports To: Kristin Kurzka	Invoice To:
Company: The Sigma Group	Company
Address: 1300 West Canal Street	Address
City State Zip: Milwaukee, WI 53233	City State Zip
Phone 414-643-4127	Phone
FAX 414-643-4210	FAX

Same

Analysis Requested / **Other Analysis**

Lab I.D.	Sample I.D.	Collection Date	Collection Time	Comp	Grab	Filtered Y/N	No. of Containers	Sample Type (Matrix)*	Preservation	DRO (Mod DRO Sep 95)	GRO (Mod GRO Sep 95)	LEAD	NITRATE/NITRITE	OIL & GREASE	PAH (EPA 8270)	PCB	PVOC (EPA 8021)	PVOC + NAPHTHALENE	SULFATE	TOTAL SUSPENDED SOLIDS	VOC DW (EPA 542.2)	VOC (EPA 8260)	8-RCRA METALS								PID/ FID
503303A	MW-1A	8/9/17	11:55			N	3	GW	HCL													X									
B	MW-2A	8/9/17	12:15			N	3	GW	HCL													X									
C	MW-4A	8/9/17	11:50			N	3	GW	HCL													X									
D	MW-5A	8/9/17	10:45			N	3	GW	HCL													X									
E	MW-6	8/9/17	9:50			N	3	GW	HCL													X									
F	MW-7	8/9/17	8:55			N	3	GW	HCL													X									
G	MW-8	8/9/17	9:20			N	3	GW	HCL													X									
H	MW-9	8/9/17	14:05			N	3	GW	HCL													X									
I	MW-10	8/9/17	8:30			N	3	GW	HCL													X									
J	MW-11	8/9/17	11:25			N	3	GW	HCL													X									

Comments/Special Instructions (*Specify groundwater "GW", Drinking Water "DW", Waste Water "WW", Soil "S", Air "A", Oil, Sludge etc.)

Sample Integrity - To be completed by receiving lab.

Method of Shipment: GC

Temp. of Temp. Blank ___ °C On Ice: X

Cooler seal intact upon receipt: X Yes ___ No

Relinquished By: (sign)	Time	Date	Received By: (sign)	Time	Date
	15:10	8/9/17			

Received in Laboratory By: Time: 8:00 Date: 8/11/17

CHAIN OF CUSTODY RECORD

Synergy

Environmental Lab, Inc.

1990 Prospect Ct. • Appleton, WI 54914
920-830-2455 • FAX 920-733-0631

Chain # № 301

Page 2 of 2

Sample Handling Request
____ Rush Analysis Date Required ____
(Rushes accepted only with prior authorization)
X Normal Turn Around

Lab I.D. #

Account No. :

Quote No.:

Project #: 12884

Sampler: (signature)

Project (Name / Location): ACME Galvanizing Milwaukee, WI

Reports To: Kristin Kurzka	Invoice To:
Company The Sigma Group	Company
Address 1300 West Canal Street	Address
City State Zip Milwaukee, WI 53233	City State Zip
Phone 414-643-4127	Phone
FAX 414-643-4210	FAX

Analysis Requested / Other Analysis

Lab I.D.	Sample I.D.	Collection Date	Collection Time	Comp	Grab	Filtered Y/N	No. of Containers	Sample Type (Matrix)*	Preservation	DRO (Mod DRO Sep 95)	GRO (Mod GRO Sep 95)	LEAD	NITRATE/NITRITE	OIL & GREASE	PAH (EPA 8270)	PCB	PVOC (EPA 8021)	PVOC + NAPHTHALENE	SULFATE	TOTAL SUSPENDED SOLIDS	VOC DW (EPA 542.2)	VOC (EPA 8260)	8-RCRA METALS								PID/ FID
503383k	MW-12	8/9/17	13:30			N	3	GW	HCL													X									
L	MW-13	8/9/17	13:40			N	3	GW	HCL													X									
m	DUPLICATE	8/9/17	—			N	3	GW	HCL													X									
N	EQUIP. BLANK	8/9/17	—			N	2	—	HCL													X									
O	TRIP BLANK	—	—			N	1	—	HCL													X									

Comments/Special Instructions (*Specify groundwater "GW", Drinking Water "DW", Waste Water "WW", Soil "S", Air "A", Oil, Sludge etc.)

Sample Integrity - To be completed by receiving lab.

Method of Shipment: Gc

Temp. of Temp. Blank ____ °C On Ice: X

Cooler seal intact upon receipt: X Yes ____ No

Relinquished By: (sign)	Time	Date	Received By: (sign)	Time	Date
	15:10	8/9/17			

Received in Laboratory By: Time: 8:00 Date: 8/11/17

Synergy Environmental Lab, INC.

1990 Prospect Ct., Appleton, WI 54914 *P 920-830-2455 * F 920-733-0631

JAKE KRAUSE
THE SIGMA GROUP, INC.
1300 W. CANAL STREET
MILWAUKEE, WI 53233

Report Date *08-Dec-17*

Project Name ACME GALVANIZING **Invoice #** E33990
Project # 12884

Lab Code 5033990A
Sample ID MW-10
Sample Matrix Water
Sample Date 12/1/2017

	Result	Unit	LOD	LOQ	Dil	Method	Ext Date	Run Date	Analyst	Code
Organic										
VOC's										
Benzene	< 0.17	ug/l	0.17	0.55	1	8260B		12/5/2017	CJR	1
Bromobenzene	< 0.43	ug/l	0.43	1.37	1	8260B		12/5/2017	CJR	1
Bromodichloromethane	< 0.31	ug/l	0.31	1	1	8260B		12/5/2017	CJR	1
Bromoform	< 0.49	ug/l	0.49	1.56	1	8260B		12/5/2017	CJR	1
tert-Butylbenzene	< 0.39	ug/l	0.39	1.23	1	8260B		12/5/2017	CJR	1
sec-Butylbenzene	< 0.24	ug/l	0.24	0.76	1	8260B		12/5/2017	CJR	1
n-Butylbenzene	< 0.34	ug/l	0.34	1.08	1	8260B		12/5/2017	CJR	1
Carbon Tetrachloride	< 0.21	ug/l	0.21	0.68	1	8260B		12/5/2017	CJR	1
Chlorobenzene	< 0.27	ug/l	0.27	0.86	1	8260B		12/5/2017	CJR	1
Chloroethane	< 0.5	ug/l	0.5	1.6	1	8260B		12/5/2017	CJR	1
Chloroform	< 0.96	ug/l	0.96	3.04	1	8260B		12/5/2017	CJR	1
Chloromethane	< 1.3	ug/l	1.3	4.15	1	8260B		12/5/2017	CJR	1
2-Chlorotoluene	< 0.36	ug/l	0.36	1.15	1	8260B		12/5/2017	CJR	1
4-Chlorotoluene	< 0.35	ug/l	0.35	1.11	1	8260B		12/5/2017	CJR	1
1,2-Dibromo-3-chloropropane	< 1.88	ug/l	1.88	5.98	1	8260B		12/5/2017	CJR	1
Dibromochloromethane	< 0.45	ug/l	0.45	1.44	1	8260B		12/5/2017	CJR	1
1,4-Dichlorobenzene	< 0.42	ug/l	0.42	1.34	1	8260B		12/5/2017	CJR	1
1,3-Dichlorobenzene	< 0.45	ug/l	0.45	1.43	1	8260B		12/5/2017	CJR	1
1,2-Dichlorobenzene	< 0.34	ug/l	0.34	1.09	1	8260B		12/5/2017	CJR	1
Dichlorodifluoromethane	< 0.38	ug/l	0.38	1.2	1	8260B		12/5/2017	CJR	1
1,2-Dichloroethane	< 0.45	ug/l	0.45	1.43	1	8260B		12/5/2017	CJR	1
1,1-Dichloroethane	< 0.42	ug/l	0.42	1.34	1	8260B		12/5/2017	CJR	1
1,1-Dichloroethene	< 0.46	ug/l	0.46	1.47	1	8260B		12/5/2017	CJR	1
cis-1,2-Dichloroethene	< 0.41	ug/l	0.41	1.29	1	8260B		12/5/2017	CJR	1
trans-1,2-Dichloroethene	< 0.35	ug/l	0.35	1.12	1	8260B		12/5/2017	CJR	1
1,2-Dichloropropane	< 0.39	ug/l	0.39	1.24	1	8260B		12/5/2017	CJR	1
1,3-Dichloropropane	< 0.49	ug/l	0.49	1.55	1	8260B		12/5/2017	CJR	1
trans-1,3-Dichloropropene	< 0.42	ug/l	0.42	1.33	1	8260B		12/5/2017	CJR	1
cis-1,3-Dichloropropene	< 0.21	ug/l	0.21	0.65	1	8260B		12/5/2017	CJR	1

Project Name ACME GALVANIZING **Invoice #** E33990
Project # 12884

Lab Code 5033990A
Sample ID MW-10
Sample Matrix Water
Sample Date 12/1/2017

	Result	Unit	LOD	LOQ	Dil	Method	Ext Date	Run Date	Analyst	Code
Di-isopropyl ether	< 0.26	ug/l	0.26	0.83	1	8260B		12/5/2017	CJR	1
EDB (1,2-Dibromoethane)	< 0.34	ug/l	0.34	1.09	1	8260B		12/5/2017	CJR	1
Ethylbenzene	< 0.2	ug/l	0.2	0.63	1	8260B		12/5/2017	CJR	1
Hexachlorobutadiene	< 1.47	ug/l	1.47	4.68	1	8260B		12/5/2017	CJR	1
Isopropylbenzene	< 0.29	ug/l	0.29	0.93	1	8260B		12/5/2017	CJR	1
p-Isopropyltoluene	< 0.28	ug/l	0.28	0.91	1	8260B		12/5/2017	CJR	1
Methylene chloride	< 0.94	ug/l	0.94	2.98	1	8260B		12/5/2017	CJR	1
Methyl tert-butyl ether (MTBE)	< 0.82	ug/l	0.82	2.6	1	8260B		12/5/2017	CJR	1
Naphthalene	< 2.17	ug/l	2.17	6.9	1	8260B		12/5/2017	CJR	1
n-Propylbenzene	< 0.19	ug/l	0.19	0.62	1	8260B		12/5/2017	CJR	1
1,1,2,2-Tetrachloroethane	< 0.69	ug/l	0.69	2.21	1	8260B		12/5/2017	CJR	1
1,1,1,2-Tetrachloroethane	< 0.47	ug/l	0.47	1.48	1	8260B		12/5/2017	CJR	1
Tetrachloroethene	< 0.48	ug/l	0.48	1.52	1	8260B		12/5/2017	CJR	1
Toluene	< 0.67	ug/l	0.67	2.13	1	8260B		12/5/2017	CJR	1
1,2,4-Trichlorobenzene	< 1.29	ug/l	1.29	4.1	1	8260B		12/5/2017	CJR	1
1,2,3-Trichlorobenzene	< 0.83	ug/l	0.83	2.63	1	8260B		12/5/2017	CJR	1
1,1,1-Trichloroethane	< 0.35	ug/l	0.35	1.11	1	8260B		12/5/2017	CJR	1
1,1,2-Trichloroethane	< 0.65	ug/l	0.65	2.06	1	8260B		12/5/2017	CJR	1
Trichloroethene (TCE)	< 0.45	ug/l	0.45	1.43	1	8260B		12/5/2017	CJR	1
Trichlorofluoromethane	< 0.64	ug/l	0.64	2.04	1	8260B		12/5/2017	CJR	1
1,2,4-Trimethylbenzene	< 1.14	ug/l	1.14	3.63	1	8260B		12/5/2017	CJR	1
1,3,5-Trimethylbenzene	< 0.91	ug/l	0.91	2.9	1	8260B		12/5/2017	CJR	1
Vinyl Chloride	< 0.19	ug/l	0.19	0.62	1	8260B		12/5/2017	CJR	1
m&p-Xylene	< 1.56	ug/l	1.56	4.95	1	8260B		12/5/2017	CJR	1
o-Xylene	< 0.39	ug/l	0.39	1.25	1	8260B		12/5/2017	CJR	1
SUR - 4-Bromofluorobenzene	115	REC %			1	8260B		12/5/2017	CJR	1
SUR - Dibromofluoromethane	102	REC %			1	8260B		12/5/2017	CJR	1
SUR - Toluene-d8	97	REC %			1	8260B		12/5/2017	CJR	1
SUR - 1,2-Dichloroethane-d4	95	REC %			1	8260B		12/5/2017	CJR	1

Project Name ACME GALVANIZING **Invoice #** E33990
Project # 12884

Lab Code 5033990B
Sample ID MW-7
Sample Matrix Water
Sample Date 12/1/2017

	Result	Unit	LOD	LOQ	Dil	Method	Ext Date	Run Date	Analyst	Code
Organic										
VOC's										
Benzene	< 1.7	ug/l	1.7	5.5	10	8260B		12/6/2017	CJR	1
Bromobenzene	< 4.3	ug/l	4.3	13.7	10	8260B		12/6/2017	CJR	1
Bromodichloromethane	< 3.1	ug/l	3.1	10	10	8260B		12/6/2017	CJR	1
Bromoform	< 4.9	ug/l	4.9	15.6	10	8260B		12/6/2017	CJR	1
tert-Butylbenzene	< 3.9	ug/l	3.9	12.3	10	8260B		12/6/2017	CJR	1
sec-Butylbenzene	< 2.4	ug/l	2.4	7.6	10	8260B		12/6/2017	CJR	1
n-Butylbenzene	< 3.4	ug/l	3.4	10.8	10	8260B		12/6/2017	CJR	1
Carbon Tetrachloride	< 2.1	ug/l	2.1	6.8	10	8260B		12/6/2017	CJR	1
Chlorobenzene	< 2.7	ug/l	2.7	8.6	10	8260B		12/6/2017	CJR	1
Chloroethane	< 5	ug/l	5	16	10	8260B		12/6/2017	CJR	1
Chloroform	< 9.6	ug/l	9.6	30.4	10	8260B		12/6/2017	CJR	1
Chloromethane	< 13	ug/l	13	41.5	10	8260B		12/6/2017	CJR	1
2-Chlorotoluene	< 3.6	ug/l	3.6	11.5	10	8260B		12/6/2017	CJR	1
4-Chlorotoluene	< 3.5	ug/l	3.5	11.1	10	8260B		12/6/2017	CJR	1
1,2-Dibromo-3-chloropropane	< 18.8	ug/l	18.8	59.8	10	8260B		12/6/2017	CJR	1
Dibromochloromethane	< 4.5	ug/l	4.5	14.4	10	8260B		12/6/2017	CJR	1
1,4-Dichlorobenzene	< 4.2	ug/l	4.2	13.4	10	8260B		12/6/2017	CJR	1
1,3-Dichlorobenzene	< 4.5	ug/l	4.5	14.3	10	8260B		12/6/2017	CJR	1
1,2-Dichlorobenzene	< 3.4	ug/l	3.4	10.9	10	8260B		12/6/2017	CJR	1
Dichlorodifluoromethane	< 3.8	ug/l	3.8	12	10	8260B		12/6/2017	CJR	1
1,2-Dichloroethane	< 4.5	ug/l	4.5	14.3	10	8260B		12/6/2017	CJR	1
1,1-Dichloroethane	14.4	ug/l	4.2	13.4	10	8260B		12/6/2017	CJR	1
1,1-Dichloroethene	< 4.6	ug/l	4.6	14.7	10	8260B		12/6/2017	CJR	1
cis-1,2-Dichloroethene	470	ug/l	4.1	12.9	10	8260B		12/6/2017	CJR	1
trans-1,2-Dichloroethene	740	ug/l	3.5	11.2	10	8260B		12/6/2017	CJR	1
1,2-Dichloropropane	< 3.9	ug/l	3.9	12.4	10	8260B		12/6/2017	CJR	1
1,3-Dichloropropane	< 4.9	ug/l	4.9	15.5	10	8260B		12/6/2017	CJR	1
trans-1,3-Dichloropropene	< 4.2	ug/l	4.2	13.3	10	8260B		12/6/2017	CJR	1
cis-1,3-Dichloropropene	< 2.1	ug/l	2.1	6.5	10	8260B		12/6/2017	CJR	1
Di-isopropyl ether	< 2.6	ug/l	2.6	8.3	10	8260B		12/6/2017	CJR	1
EDB (1,2-Dibromoethane)	< 3.4	ug/l	3.4	10.9	10	8260B		12/6/2017	CJR	1
Ethylbenzene	< 2	ug/l	2	6.3	10	8260B		12/6/2017	CJR	1
Hexachlorobutadiene	< 14.7	ug/l	14.7	46.8	10	8260B		12/6/2017	CJR	1
Isopropylbenzene	< 2.9	ug/l	2.9	9.3	10	8260B		12/6/2017	CJR	1
p-Isopropyltoluene	< 2.8	ug/l	2.8	9.1	10	8260B		12/6/2017	CJR	1
Methylene chloride	< 9.4	ug/l	9.4	29.8	10	8260B		12/6/2017	CJR	1
Methyl tert-butyl ether (MTBE)	< 8.2	ug/l	8.2	26	10	8260B		12/6/2017	CJR	1
Naphthalene	< 21.7	ug/l	21.7	69	10	8260B		12/6/2017	CJR	1
n-Propylbenzene	< 1.9	ug/l	1.9	6.2	10	8260B		12/6/2017	CJR	1
1,1,2,2-Tetrachloroethane	< 6.9	ug/l	6.9	22.1	10	8260B		12/6/2017	CJR	1
1,1,1,2-Tetrachloroethane	< 4.7	ug/l	4.7	14.8	10	8260B		12/6/2017	CJR	1
Tetrachloroethene	< 4.8	ug/l	4.8	15.2	10	8260B		12/6/2017	CJR	1
Toluene	< 6.7	ug/l	6.7	21.3	10	8260B		12/6/2017	CJR	1
1,2,4-Trichlorobenzene	< 12.9	ug/l	12.9	41	10	8260B		12/6/2017	CJR	1
1,2,3-Trichlorobenzene	< 8.3	ug/l	8.3	26.3	10	8260B		12/6/2017	CJR	1
1,1,1-Trichloroethane	< 3.5	ug/l	3.5	11.1	10	8260B		12/6/2017	CJR	1
1,1,2-Trichloroethane	< 6.5	ug/l	6.5	20.6	10	8260B		12/6/2017	CJR	1
Trichloroethene (TCE)	15.9	ug/l	4.5	14.3	10	8260B		12/6/2017	CJR	1
Trichlorofluoromethane	< 6.4	ug/l	6.4	20.4	10	8260B		12/6/2017	CJR	1
1,2,4-Trimethylbenzene	< 11.4	ug/l	11.4	36.3	10	8260B		12/6/2017	CJR	1

Project Name ACME GALVANIZING **Invoice #** E33990
Project # 12884

Lab Code 5033990B
Sample ID MW-7
Sample Matrix Water
Sample Date 12/1/2017

	Result	Unit	LOD	LOQ	Dil	Method	Ext Date	Run Date	Analyst	Code
1,3,5-Trimethylbenzene	< 9.1	ug/l	9.1	29	10	8260B		12/6/2017	CJR	1
Vinyl Chloride	36	ug/l	1.9	6.2	10	8260B		12/6/2017	CJR	1
m&p-Xylene	< 15.6	ug/l	15.6	49.5	10	8260B		12/6/2017	CJR	1
o-Xylene	< 3.9	ug/l	3.9	12.5	10	8260B		12/6/2017	CJR	1
SUR - Dibromofluoromethane	109	REC %			10	8260B		12/6/2017	CJR	1
SUR - Toluene-d8	94	REC %			10	8260B		12/6/2017	CJR	1
SUR - 4-Bromofluorobenzene	106	REC %			10	8260B		12/6/2017	CJR	1
SUR - 1,2-Dichloroethane-d4	100	REC %			10	8260B		12/6/2017	CJR	1

Project Name ACME GALVANIZING **Invoice #** E33990
Project # 12884

Lab Code 5033990C
Sample ID MW-16
Sample Matrix Water
Sample Date 12/1/2017

	Result	Unit	LOD	LOQ	Dil	Method	Ext Date	Run Date	Analyst	Code
Organic										
VOC's										
Benzene	0.3 "J"	ug/l	0.17	0.55	1	8260B		12/6/2017	CJR	1
Bromobenzene	< 0.43	ug/l	0.43	1.37	1	8260B		12/6/2017	CJR	1
Bromodichloromethane	< 0.31	ug/l	0.31	1	1	8260B		12/6/2017	CJR	1
Bromoform	< 0.49	ug/l	0.49	1.56	1	8260B		12/6/2017	CJR	1
tert-Butylbenzene	< 0.39	ug/l	0.39	1.23	1	8260B		12/6/2017	CJR	1
sec-Butylbenzene	< 0.24	ug/l	0.24	0.76	1	8260B		12/6/2017	CJR	1
n-Butylbenzene	< 0.34	ug/l	0.34	1.08	1	8260B		12/6/2017	CJR	1
Carbon Tetrachloride	< 0.21	ug/l	0.21	0.68	1	8260B		12/6/2017	CJR	1
Chlorobenzene	0.80 "J"	ug/l	0.27	0.86	1	8260B		12/6/2017	CJR	1
Chloroethane	< 0.5	ug/l	0.5	1.6	1	8260B		12/6/2017	CJR	1
Chloroform	< 0.96	ug/l	0.96	3.04	1	8260B		12/6/2017	CJR	1
Chloromethane	< 1.3	ug/l	1.3	4.15	1	8260B		12/6/2017	CJR	1
2-Chlorotoluene	< 0.36	ug/l	0.36	1.15	1	8260B		12/6/2017	CJR	1
4-Chlorotoluene	< 0.35	ug/l	0.35	1.11	1	8260B		12/6/2017	CJR	1
1,2-Dibromo-3-chloropropane	< 1.88	ug/l	1.88	5.98	1	8260B		12/6/2017	CJR	1
Dibromochloromethane	< 0.45	ug/l	0.45	1.44	1	8260B		12/6/2017	CJR	1
1,4-Dichlorobenzene	< 0.42	ug/l	0.42	1.34	1	8260B		12/6/2017	CJR	1
1,3-Dichlorobenzene	< 0.45	ug/l	0.45	1.43	1	8260B		12/6/2017	CJR	1
1,2-Dichlorobenzene	< 0.34	ug/l	0.34	1.09	1	8260B		12/6/2017	CJR	1
Dichlorodifluoromethane	< 0.38	ug/l	0.38	1.2	1	8260B		12/6/2017	CJR	1
1,2-Dichloroethane	< 0.45	ug/l	0.45	1.43	1	8260B		12/6/2017	CJR	1
1,1-Dichloroethane	9.9	ug/l	0.42	1.34	1	8260B		12/6/2017	CJR	1
1,1-Dichloroethene	1.04 "J"	ug/l	0.46	1.47	1	8260B		12/6/2017	CJR	1
cis-1,2-Dichloroethene	30.8	ug/l	0.41	1.29	1	8260B		12/6/2017	CJR	1
trans-1,2-Dichloroethene	24.1	ug/l	0.35	1.12	1	8260B		12/6/2017	CJR	1
1,2-Dichloropropane	< 0.39	ug/l	0.39	1.24	1	8260B		12/6/2017	CJR	1
1,3-Dichloropropane	< 0.49	ug/l	0.49	1.55	1	8260B		12/6/2017	CJR	1
trans-1,3-Dichloropropene	< 0.42	ug/l	0.42	1.33	1	8260B		12/6/2017	CJR	1
cis-1,3-Dichloropropene	< 0.21	ug/l	0.21	0.65	1	8260B		12/6/2017	CJR	1
Di-isopropyl ether	< 0.26	ug/l	0.26	0.83	1	8260B		12/6/2017	CJR	1
EDB (1,2-Dibromoethane)	< 0.34	ug/l	0.34	1.09	1	8260B		12/6/2017	CJR	1
Ethylbenzene	< 0.2	ug/l	0.2	0.63	1	8260B		12/6/2017	CJR	1
Hexachlorobutadiene	< 1.47	ug/l	1.47	4.68	1	8260B		12/6/2017	CJR	1
Isopropylbenzene	< 0.29	ug/l	0.29	0.93	1	8260B		12/6/2017	CJR	1
p-Isopropyltoluene	< 0.28	ug/l	0.28	0.91	1	8260B		12/6/2017	CJR	1
Methylene chloride	< 0.94	ug/l	0.94	2.98	1	8260B		12/6/2017	CJR	1
Methyl tert-butyl ether (MTBE)	< 0.82	ug/l	0.82	2.6	1	8260B		12/6/2017	CJR	1
Naphthalene	< 2.17	ug/l	2.17	6.9	1	8260B		12/6/2017	CJR	1
n-Propylbenzene	< 0.19	ug/l	0.19	0.62	1	8260B		12/6/2017	CJR	1
1,1,2,2-Tetrachloroethane	< 0.69	ug/l	0.69	2.21	1	8260B		12/6/2017	CJR	1
1,1,1,2-Tetrachloroethane	< 0.47	ug/l	0.47	1.48	1	8260B		12/6/2017	CJR	1
Tetrachloroethene	< 0.48	ug/l	0.48	1.52	1	8260B		12/6/2017	CJR	1
Toluene	< 0.67	ug/l	0.67	2.13	1	8260B		12/6/2017	CJR	1
1,2,4-Trichlorobenzene	< 1.29	ug/l	1.29	4.1	1	8260B		12/6/2017	CJR	1
1,2,3-Trichlorobenzene	< 0.83	ug/l	0.83	2.63	1	8260B		12/6/2017	CJR	1
1,1,1-Trichloroethane	5.0	ug/l	0.35	1.11	1	8260B		12/6/2017	CJR	1
1,1,2-Trichloroethane	< 0.65	ug/l	0.65	2.06	1	8260B		12/6/2017	CJR	1
Trichloroethene (TCE)	82	ug/l	0.45	1.43	1	8260B		12/6/2017	CJR	1
Trichlorofluoromethane	< 0.64	ug/l	0.64	2.04	1	8260B		12/6/2017	CJR	1
1,2,4-Trimethylbenzene	< 1.14	ug/l	1.14	3.63	1	8260B		12/6/2017	CJR	1

Project Name ACME GALVANIZING **Invoice #** E33990
Project # 12884

Lab Code 5033990C
Sample ID MW-16
Sample Matrix Water
Sample Date 12/1/2017

	Result	Unit	LOD	LOQ	Dil	Method	Ext Date	Run Date	Analyst	Code
1,3,5-Trimethylbenzene	< 0.91	ug/l	0.91	2.9	1	8260B		12/6/2017	CJR	1
Vinyl Chloride	13	ug/l	0.19	0.62	1	8260B		12/6/2017	CJR	1
m&p-Xylene	< 1.56	ug/l	1.56	4.95	1	8260B		12/6/2017	CJR	1
o-Xylene	< 0.39	ug/l	0.39	1.25	1	8260B		12/6/2017	CJR	1
SUR - 1,2-Dichloroethane-d4	100	REC %			1	8260B		12/6/2017	CJR	1
SUR - 4-Bromofluorobenzene	110	REC %			1	8260B		12/6/2017	CJR	1
SUR - Dibromofluoromethane	104	REC %			1	8260B		12/6/2017	CJR	1
SUR - Toluene-d8	95	REC %			1	8260B		12/6/2017	CJR	1

Project Name ACME GALVANIZING **Invoice #** E33990
Project # 12884

Lab Code 5033990D
Sample ID MW-15
Sample Matrix Water
Sample Date 12/1/2017

	Result	Unit	LOD	LOQ	Dil	Method	Ext Date	Run Date	Analyst	Code
Organic										
VOC's										
Benzene	< 0.17	ug/l	0.17	0.55	1	8260B		12/6/2017	CJR	1
Bromobenzene	< 0.43	ug/l	0.43	1.37	1	8260B		12/6/2017	CJR	1
Bromodichloromethane	< 0.31	ug/l	0.31	1	1	8260B		12/6/2017	CJR	1
Bromoform	< 0.49	ug/l	0.49	1.56	1	8260B		12/6/2017	CJR	1
tert-Butylbenzene	< 0.39	ug/l	0.39	1.23	1	8260B		12/6/2017	CJR	1
sec-Butylbenzene	< 0.24	ug/l	0.24	0.76	1	8260B		12/6/2017	CJR	1
n-Butylbenzene	< 0.34	ug/l	0.34	1.08	1	8260B		12/6/2017	CJR	1
Carbon Tetrachloride	< 0.21	ug/l	0.21	0.68	1	8260B		12/6/2017	CJR	1
Chlorobenzene	< 0.27	ug/l	0.27	0.86	1	8260B		12/6/2017	CJR	1
Chloroethane	< 0.5	ug/l	0.5	1.6	1	8260B		12/6/2017	CJR	1
Chloroform	< 0.96	ug/l	0.96	3.04	1	8260B		12/6/2017	CJR	1
Chloromethane	< 1.3	ug/l	1.3	4.15	1	8260B		12/6/2017	CJR	1
2-Chlorotoluene	< 0.36	ug/l	0.36	1.15	1	8260B		12/6/2017	CJR	1
4-Chlorotoluene	< 0.35	ug/l	0.35	1.11	1	8260B		12/6/2017	CJR	1
1,2-Dibromo-3-chloropropane	< 1.88	ug/l	1.88	5.98	1	8260B		12/6/2017	CJR	1
Dibromochloromethane	< 0.45	ug/l	0.45	1.44	1	8260B		12/6/2017	CJR	1
1,4-Dichlorobenzene	< 0.42	ug/l	0.42	1.34	1	8260B		12/6/2017	CJR	1
1,3-Dichlorobenzene	< 0.45	ug/l	0.45	1.43	1	8260B		12/6/2017	CJR	1
1,2-Dichlorobenzene	< 0.34	ug/l	0.34	1.09	1	8260B		12/6/2017	CJR	1
Dichlorodifluoromethane	< 0.38	ug/l	0.38	1.2	1	8260B		12/6/2017	CJR	1
1,2-Dichloroethane	< 0.45	ug/l	0.45	1.43	1	8260B		12/6/2017	CJR	1
1,1-Dichloroethane	3.3	ug/l	0.42	1.34	1	8260B		12/6/2017	CJR	1
1,1-Dichloroethene	< 0.46	ug/l	0.46	1.47	1	8260B		12/6/2017	CJR	1
cis-1,2-Dichloroethene	4.2	ug/l	0.41	1.29	1	8260B		12/6/2017	CJR	1
trans-1,2-Dichloroethene	1.79	ug/l	0.35	1.12	1	8260B		12/6/2017	CJR	1
1,2-Dichloropropane	< 0.39	ug/l	0.39	1.24	1	8260B		12/6/2017	CJR	1
1,3-Dichloropropane	< 0.49	ug/l	0.49	1.55	1	8260B		12/6/2017	CJR	1
trans-1,3-Dichloropropene	< 0.42	ug/l	0.42	1.33	1	8260B		12/6/2017	CJR	1
cis-1,3-Dichloropropene	< 0.21	ug/l	0.21	0.65	1	8260B		12/6/2017	CJR	1
Di-isopropyl ether	< 0.26	ug/l	0.26	0.83	1	8260B		12/6/2017	CJR	1
EDB (1,2-Dibromoethane)	< 0.34	ug/l	0.34	1.09	1	8260B		12/6/2017	CJR	1
Ethylbenzene	< 0.2	ug/l	0.2	0.63	1	8260B		12/6/2017	CJR	1
Hexachlorobutadiene	< 1.47	ug/l	1.47	4.68	1	8260B		12/6/2017	CJR	1
Isopropylbenzene	< 0.29	ug/l	0.29	0.93	1	8260B		12/6/2017	CJR	1
p-Isopropyltoluene	< 0.28	ug/l	0.28	0.91	1	8260B		12/6/2017	CJR	1
Methylene chloride	< 0.94	ug/l	0.94	2.98	1	8260B		12/6/2017	CJR	1
Methyl tert-butyl ether (MTBE)	< 0.82	ug/l	0.82	2.6	1	8260B		12/6/2017	CJR	1
Naphthalene	< 2.17	ug/l	2.17	6.9	1	8260B		12/6/2017	CJR	1
n-Propylbenzene	< 0.19	ug/l	0.19	0.62	1	8260B		12/6/2017	CJR	1
1,1,2,2-Tetrachloroethane	< 0.69	ug/l	0.69	2.21	1	8260B		12/6/2017	CJR	1
1,1,1,2-Tetrachloroethane	< 0.47	ug/l	0.47	1.48	1	8260B		12/6/2017	CJR	1
Tetrachloroethene	< 0.48	ug/l	0.48	1.52	1	8260B		12/6/2017	CJR	1
Toluene	< 0.67	ug/l	0.67	2.13	1	8260B		12/6/2017	CJR	1
1,2,4-Trichlorobenzene	< 1.29	ug/l	1.29	4.1	1	8260B		12/6/2017	CJR	1
1,2,3-Trichlorobenzene	< 0.83	ug/l	0.83	2.63	1	8260B		12/6/2017	CJR	1
1,1,1-Trichloroethane	4.2	ug/l	0.35	1.11	1	8260B		12/6/2017	CJR	1
1,1,2-Trichloroethane	< 0.65	ug/l	0.65	2.06	1	8260B		12/6/2017	CJR	1
Trichloroethene (TCE)	103	ug/l	0.45	1.43	1	8260B		12/6/2017	CJR	1
Trichlorofluoromethane	< 0.64	ug/l	0.64	2.04	1	8260B		12/6/2017	CJR	1
1,2,4-Trimethylbenzene	< 1.14	ug/l	1.14	3.63	1	8260B		12/6/2017	CJR	1

Project Name ACME GALVANIZING **Invoice #** E33990
Project # 12884

Lab Code 5033990D
Sample ID MW-15
Sample Matrix Water
Sample Date 12/1/2017

	Result	Unit	LOD	LOQ	Dil	Method	Ext Date	Run Date	Analyst	Code
1,3,5-Trimethylbenzene	< 0.91	ug/l	0.91	2.9	1	8260B		12/6/2017	CJR	1
Vinyl Chloride	< 0.19	ug/l	0.19	0.62	1	8260B		12/6/2017	CJR	1
m&p-Xylene	< 1.56	ug/l	1.56	4.95	1	8260B		12/6/2017	CJR	1
o-Xylene	< 0.39	ug/l	0.39	1.25	1	8260B		12/6/2017	CJR	1
SUR - 4-Bromofluorobenzene	106	REC %			1	8260B		12/6/2017	CJR	1
SUR - Dibromofluoromethane	106	REC %			1	8260B		12/6/2017	CJR	1
SUR - Toluene-d8	97	REC %			1	8260B		12/6/2017	CJR	1
SUR - 1,2-Dichloroethane-d4	103	REC %			1	8260B		12/6/2017	CJR	1

Project Name ACME GALVANIZING **Invoice #** E33990
Project # 12884

Lab Code 5033990E
Sample ID MW-14
Sample Matrix Water
Sample Date 12/1/2017

	Result	Unit	LOD	LOQ	Dil	Method	Ext Date	Run Date	Analyst	Code
Organic										
VOC's										
Benzene	< 0.17	ug/l	0.17	0.55	1	8260B		12/6/2017	CJR	1
Bromobenzene	< 0.43	ug/l	0.43	1.37	1	8260B		12/6/2017	CJR	1
Bromodichloromethane	< 0.31	ug/l	0.31	1	1	8260B		12/6/2017	CJR	1
Bromoform	< 0.49	ug/l	0.49	1.56	1	8260B		12/6/2017	CJR	1
tert-Butylbenzene	< 0.39	ug/l	0.39	1.23	1	8260B		12/6/2017	CJR	1
sec-Butylbenzene	< 0.24	ug/l	0.24	0.76	1	8260B		12/6/2017	CJR	1
n-Butylbenzene	< 0.34	ug/l	0.34	1.08	1	8260B		12/6/2017	CJR	1
Carbon Tetrachloride	< 0.21	ug/l	0.21	0.68	1	8260B		12/6/2017	CJR	1
Chlorobenzene	< 0.27	ug/l	0.27	0.86	1	8260B		12/6/2017	CJR	1
Chloroethane	< 0.5	ug/l	0.5	1.6	1	8260B		12/6/2017	CJR	1
Chloroform	< 0.96	ug/l	0.96	3.04	1	8260B		12/6/2017	CJR	1
Chloromethane	< 1.3	ug/l	1.3	4.15	1	8260B		12/6/2017	CJR	1
2-Chlorotoluene	< 0.36	ug/l	0.36	1.15	1	8260B		12/6/2017	CJR	1
4-Chlorotoluene	< 0.35	ug/l	0.35	1.11	1	8260B		12/6/2017	CJR	1
1,2-Dibromo-3-chloropropane	< 1.88	ug/l	1.88	5.98	1	8260B		12/6/2017	CJR	1
Dibromochloromethane	< 0.45	ug/l	0.45	1.44	1	8260B		12/6/2017	CJR	1
1,4-Dichlorobenzene	< 0.42	ug/l	0.42	1.34	1	8260B		12/6/2017	CJR	1
1,3-Dichlorobenzene	< 0.45	ug/l	0.45	1.43	1	8260B		12/6/2017	CJR	1
1,2-Dichlorobenzene	< 0.34	ug/l	0.34	1.09	1	8260B		12/6/2017	CJR	1
Dichlorodifluoromethane	< 0.38	ug/l	0.38	1.2	1	8260B		12/6/2017	CJR	1
1,2-Dichloroethane	< 0.45	ug/l	0.45	1.43	1	8260B		12/6/2017	CJR	1
1,1-Dichloroethane	0.47 "J"	ug/l	0.42	1.34	1	8260B		12/6/2017	CJR	1
1,1-Dichloroethene	< 0.46	ug/l	0.46	1.47	1	8260B		12/6/2017	CJR	1
cis-1,2-Dichloroethene	1.21 "J"	ug/l	0.41	1.29	1	8260B		12/6/2017	CJR	1
trans-1,2-Dichloroethene	0.46 "J"	ug/l	0.35	1.12	1	8260B		12/6/2017	CJR	1
1,2-Dichloropropane	< 0.39	ug/l	0.39	1.24	1	8260B		12/6/2017	CJR	1
1,3-Dichloropropane	< 0.49	ug/l	0.49	1.55	1	8260B		12/6/2017	CJR	1
trans-1,3-Dichloropropene	< 0.42	ug/l	0.42	1.33	1	8260B		12/6/2017	CJR	1
cis-1,3-Dichloropropene	< 0.21	ug/l	0.21	0.65	1	8260B		12/6/2017	CJR	1
Di-isopropyl ether	< 0.26	ug/l	0.26	0.83	1	8260B		12/6/2017	CJR	1
EDB (1,2-Dibromoethane)	< 0.34	ug/l	0.34	1.09	1	8260B		12/6/2017	CJR	1
Ethylbenzene	< 0.2	ug/l	0.2	0.63	1	8260B		12/6/2017	CJR	1
Hexachlorobutadiene	< 1.47	ug/l	1.47	4.68	1	8260B		12/6/2017	CJR	1
Isopropylbenzene	< 0.29	ug/l	0.29	0.93	1	8260B		12/6/2017	CJR	1
p-Isopropyltoluene	< 0.28	ug/l	0.28	0.91	1	8260B		12/6/2017	CJR	1
Methylene chloride	< 0.94	ug/l	0.94	2.98	1	8260B		12/6/2017	CJR	1
Methyl tert-butyl ether (MTBE)	< 0.82	ug/l	0.82	2.6	1	8260B		12/6/2017	CJR	1
Naphthalene	< 2.17	ug/l	2.17	6.9	1	8260B		12/6/2017	CJR	1
n-Propylbenzene	< 0.19	ug/l	0.19	0.62	1	8260B		12/6/2017	CJR	1
1,1,2,2-Tetrachloroethane	< 0.69	ug/l	0.69	2.21	1	8260B		12/6/2017	CJR	1
1,1,1,2-Tetrachloroethane	< 0.47	ug/l	0.47	1.48	1	8260B		12/6/2017	CJR	1
Tetrachloroethene	< 0.48	ug/l	0.48	1.52	1	8260B		12/6/2017	CJR	1
Toluene	< 0.67	ug/l	0.67	2.13	1	8260B		12/6/2017	CJR	1
1,2,4-Trichlorobenzene	< 1.29	ug/l	1.29	4.1	1	8260B		12/6/2017	CJR	1
1,2,3-Trichlorobenzene	< 0.83	ug/l	0.83	2.63	1	8260B		12/6/2017	CJR	1
1,1,1-Trichloroethane	0.55 "J"	ug/l	0.35	1.11	1	8260B		12/6/2017	CJR	1
1,1,2-Trichloroethane	< 0.65	ug/l	0.65	2.06	1	8260B		12/6/2017	CJR	1
Trichloroethene (TCE)	25.6	ug/l	0.45	1.43	1	8260B		12/6/2017	CJR	1
Trichlorofluoromethane	< 0.64	ug/l	0.64	2.04	1	8260B		12/6/2017	CJR	1
1,2,4-Trimethylbenzene	< 1.14	ug/l	1.14	3.63	1	8260B		12/6/2017	CJR	1

Project Name ACME GALVANIZING **Invoice #** E33990
Project # 12884

Lab Code 5033990E
Sample ID MW-14
Sample Matrix Water
Sample Date 12/1/2017

	Result	Unit	LOD	LOQ	Dil	Method	Ext Date	Run Date	Analyst	Code
1,3,5-Trimethylbenzene	< 0.91	ug/l	0.91	2.9	1	8260B		12/6/2017	CJR	1
Vinyl Chloride	< 0.19	ug/l	0.19	0.62	1	8260B		12/6/2017	CJR	1
m&p-Xylene	< 1.56	ug/l	1.56	4.95	1	8260B		12/6/2017	CJR	1
o-Xylene	< 0.39	ug/l	0.39	1.25	1	8260B		12/6/2017	CJR	1
SUR - 1,2-Dichloroethane-d4	103	REC %			1	8260B		12/6/2017	CJR	1
SUR - 4-Bromofluorobenzene	102	REC %			1	8260B		12/6/2017	CJR	1
SUR - Dibromofluoromethane	108	REC %			1	8260B		12/6/2017	CJR	1
SUR - Toluene-d8	96	REC %			1	8260B		12/6/2017	CJR	1

Project Name ACME GALVANIZING **Invoice #** E33990
Project # 12884

Lab Code 5033990F
Sample ID MW-8
Sample Matrix Water
Sample Date 12/1/2017

	Result	Unit	LOD	LOQ	Dil	Method	Ext Date	Run Date	Analyst	Code
Organic										
VOC's										
Benzene	< 0.17	ug/l	0.17	0.55	1	8260B		12/5/2017	CJR	1
Bromobenzene	< 0.43	ug/l	0.43	1.37	1	8260B		12/5/2017	CJR	1
Bromodichloromethane	< 0.31	ug/l	0.31	1	1	8260B		12/5/2017	CJR	1
Bromoform	< 0.49	ug/l	0.49	1.56	1	8260B		12/5/2017	CJR	1
tert-Butylbenzene	< 0.39	ug/l	0.39	1.23	1	8260B		12/5/2017	CJR	1
sec-Butylbenzene	< 0.24	ug/l	0.24	0.76	1	8260B		12/5/2017	CJR	1
n-Butylbenzene	< 0.34	ug/l	0.34	1.08	1	8260B		12/5/2017	CJR	1
Carbon Tetrachloride	< 0.21	ug/l	0.21	0.68	1	8260B		12/5/2017	CJR	1
Chlorobenzene	< 0.27	ug/l	0.27	0.86	1	8260B		12/5/2017	CJR	1
Chloroethane	< 0.5	ug/l	0.5	1.6	1	8260B		12/5/2017	CJR	1
Chloroform	< 0.96	ug/l	0.96	3.04	1	8260B		12/5/2017	CJR	1
Chloromethane	< 1.3	ug/l	1.3	4.15	1	8260B		12/5/2017	CJR	1
2-Chlorotoluene	< 0.36	ug/l	0.36	1.15	1	8260B		12/5/2017	CJR	1
4-Chlorotoluene	< 0.35	ug/l	0.35	1.11	1	8260B		12/5/2017	CJR	1
1,2-Dibromo-3-chloropropane	< 1.88	ug/l	1.88	5.98	1	8260B		12/5/2017	CJR	1
Dibromochloromethane	< 0.45	ug/l	0.45	1.44	1	8260B		12/5/2017	CJR	1
1,4-Dichlorobenzene	< 0.42	ug/l	0.42	1.34	1	8260B		12/5/2017	CJR	1
1,3-Dichlorobenzene	< 0.45	ug/l	0.45	1.43	1	8260B		12/5/2017	CJR	1
1,2-Dichlorobenzene	< 0.34	ug/l	0.34	1.09	1	8260B		12/5/2017	CJR	1
Dichlorodifluoromethane	< 0.38	ug/l	0.38	1.2	1	8260B		12/5/2017	CJR	1
1,2-Dichloroethane	< 0.45	ug/l	0.45	1.43	1	8260B		12/5/2017	CJR	1
1,1-Dichloroethane	25.7	ug/l	0.42	1.34	1	8260B		12/5/2017	CJR	1
1,1-Dichloroethene	0.86 "J"	ug/l	0.46	1.47	1	8260B		12/5/2017	CJR	1
cis-1,2-Dichloroethene	6.2	ug/l	0.41	1.29	1	8260B		12/5/2017	CJR	1
trans-1,2-Dichloroethene	3.9	ug/l	0.35	1.12	1	8260B		12/5/2017	CJR	1
1,2-Dichloropropane	< 0.39	ug/l	0.39	1.24	1	8260B		12/5/2017	CJR	1
1,3-Dichloropropane	< 0.49	ug/l	0.49	1.55	1	8260B		12/5/2017	CJR	1
trans-1,3-Dichloropropene	< 0.42	ug/l	0.42	1.33	1	8260B		12/5/2017	CJR	1
cis-1,3-Dichloropropene	< 0.21	ug/l	0.21	0.65	1	8260B		12/5/2017	CJR	1
Di-isopropyl ether	< 0.26	ug/l	0.26	0.83	1	8260B		12/5/2017	CJR	1
EDB (1,2-Dibromoethane)	< 0.34	ug/l	0.34	1.09	1	8260B		12/5/2017	CJR	1
Ethylbenzene	< 0.2	ug/l	0.2	0.63	1	8260B		12/5/2017	CJR	1
Hexachlorobutadiene	< 1.47	ug/l	1.47	4.68	1	8260B		12/5/2017	CJR	1
Isopropylbenzene	< 0.29	ug/l	0.29	0.93	1	8260B		12/5/2017	CJR	1
p-Isopropyltoluene	< 0.28	ug/l	0.28	0.91	1	8260B		12/5/2017	CJR	1
Methylene chloride	< 0.94	ug/l	0.94	2.98	1	8260B		12/5/2017	CJR	1
Methyl tert-butyl ether (MTBE)	< 0.82	ug/l	0.82	2.6	1	8260B		12/5/2017	CJR	1
Naphthalene	< 2.17	ug/l	2.17	6.9	1	8260B		12/5/2017	CJR	1
n-Propylbenzene	< 0.19	ug/l	0.19	0.62	1	8260B		12/5/2017	CJR	1
1,1,2,2-Tetrachloroethane	< 0.69	ug/l	0.69	2.21	1	8260B		12/5/2017	CJR	1
1,1,1,2-Tetrachloroethane	< 0.47	ug/l	0.47	1.48	1	8260B		12/5/2017	CJR	1
Tetrachloroethene	< 0.48	ug/l	0.48	1.52	1	8260B		12/5/2017	CJR	1
Toluene	< 0.67	ug/l	0.67	2.13	1	8260B		12/5/2017	CJR	1
1,2,4-Trichlorobenzene	< 1.29	ug/l	1.29	4.1	1	8260B		12/5/2017	CJR	1
1,2,3-Trichlorobenzene	< 0.83	ug/l	0.83	2.63	1	8260B		12/5/2017	CJR	1
1,1,1-Trichloroethane	12.9	ug/l	0.35	1.11	1	8260B		12/5/2017	CJR	1
1,1,2-Trichloroethane	< 0.65	ug/l	0.65	2.06	1	8260B		12/5/2017	CJR	1
Trichloroethene (TCE)	75	ug/l	0.45	1.43	1	8260B		12/5/2017	CJR	1
Trichlorofluoromethane	< 0.64	ug/l	0.64	2.04	1	8260B		12/5/2017	CJR	1
1,2,4-Trimethylbenzene	< 1.14	ug/l	1.14	3.63	1	8260B		12/5/2017	CJR	1

Project Name ACME GALVANIZING **Invoice #** E33990
Project # 12884

Lab Code 5033990F
Sample ID MW-8
Sample Matrix Water
Sample Date 12/1/2017

	Result	Unit	LOD	LOQ	Dil	Method	Ext Date	Run Date	Analyst	Code
1,3,5-Trimethylbenzene	< 0.91	ug/l	0.91	2.9	1	8260B		12/5/2017	CJR	1
Vinyl Chloride	< 0.19	ug/l	0.19	0.62	1	8260B		12/5/2017	CJR	1
m&p-Xylene	< 1.56	ug/l	1.56	4.95	1	8260B		12/5/2017	CJR	1
o-Xylene	< 0.39	ug/l	0.39	1.25	1	8260B		12/5/2017	CJR	1
SUR - 1,2-Dichloroethane-d4	103	REC %			1	8260B		12/5/2017	CJR	1
SUR - 4-Bromofluorobenzene	108	REC %			1	8260B		12/5/2017	CJR	1
SUR - Dibromofluoromethane	108	REC %			1	8260B		12/5/2017	CJR	1
SUR - Toluene-d8	98	REC %			1	8260B		12/5/2017	CJR	1

Project Name ACME GALVANIZING **Invoice #** E33990
Project # 12884

Lab Code 5033990G
Sample ID MW-6
Sample Matrix Water
Sample Date 12/1/2017

	Result	Unit	LOD	LOQ	Dil	Method	Ext Date	Run Date	Analyst	Code
Organic										
VOC's										
Benzene	< 0.17	ug/l	0.17	0.55	1	8260B		12/5/2017	CJR	1
Bromobenzene	< 0.43	ug/l	0.43	1.37	1	8260B		12/5/2017	CJR	1
Bromodichloromethane	< 0.31	ug/l	0.31	1	1	8260B		12/5/2017	CJR	1
Bromoform	< 0.49	ug/l	0.49	1.56	1	8260B		12/5/2017	CJR	1
tert-Butylbenzene	< 0.39	ug/l	0.39	1.23	1	8260B		12/5/2017	CJR	1
sec-Butylbenzene	< 0.24	ug/l	0.24	0.76	1	8260B		12/5/2017	CJR	1
n-Butylbenzene	< 0.34	ug/l	0.34	1.08	1	8260B		12/5/2017	CJR	1
Carbon Tetrachloride	< 0.21	ug/l	0.21	0.68	1	8260B		12/5/2017	CJR	1
Chlorobenzene	< 0.27	ug/l	0.27	0.86	1	8260B		12/5/2017	CJR	1
Chloroethane	< 0.5	ug/l	0.5	1.6	1	8260B		12/5/2017	CJR	1
Chloroform	< 0.96	ug/l	0.96	3.04	1	8260B		12/5/2017	CJR	1
Chloromethane	< 1.3	ug/l	1.3	4.15	1	8260B		12/5/2017	CJR	1
2-Chlorotoluene	< 0.36	ug/l	0.36	1.15	1	8260B		12/5/2017	CJR	1
4-Chlorotoluene	< 0.35	ug/l	0.35	1.11	1	8260B		12/5/2017	CJR	1
1,2-Dibromo-3-chloropropane	< 1.88	ug/l	1.88	5.98	1	8260B		12/5/2017	CJR	1
Dibromochloromethane	< 0.45	ug/l	0.45	1.44	1	8260B		12/5/2017	CJR	1
1,4-Dichlorobenzene	< 0.42	ug/l	0.42	1.34	1	8260B		12/5/2017	CJR	1
1,3-Dichlorobenzene	< 0.45	ug/l	0.45	1.43	1	8260B		12/5/2017	CJR	1
1,2-Dichlorobenzene	< 0.34	ug/l	0.34	1.09	1	8260B		12/5/2017	CJR	1
Dichlorodifluoromethane	< 0.38	ug/l	0.38	1.2	1	8260B		12/5/2017	CJR	1
1,2-Dichloroethane	< 0.45	ug/l	0.45	1.43	1	8260B		12/5/2017	CJR	1
1,1-Dichloroethane	1.69	ug/l	0.42	1.34	1	8260B		12/5/2017	CJR	1
1,1-Dichloroethene	< 0.46	ug/l	0.46	1.47	1	8260B		12/5/2017	CJR	1
cis-1,2-Dichloroethene	28.3	ug/l	0.41	1.29	1	8260B		12/5/2017	CJR	1
trans-1,2-Dichloroethene	0.62 "J"	ug/l	0.35	1.12	1	8260B		12/5/2017	CJR	1
1,2-Dichloropropane	< 0.39	ug/l	0.39	1.24	1	8260B		12/5/2017	CJR	1
1,3-Dichloropropane	< 0.49	ug/l	0.49	1.55	1	8260B		12/5/2017	CJR	1
trans-1,3-Dichloropropene	< 0.42	ug/l	0.42	1.33	1	8260B		12/5/2017	CJR	1
cis-1,3-Dichloropropene	< 0.21	ug/l	0.21	0.65	1	8260B		12/5/2017	CJR	1
Di-isopropyl ether	< 0.26	ug/l	0.26	0.83	1	8260B		12/5/2017	CJR	1
EDB (1,2-Dibromoethane)	< 0.34	ug/l	0.34	1.09	1	8260B		12/5/2017	CJR	1
Ethylbenzene	< 0.2	ug/l	0.2	0.63	1	8260B		12/5/2017	CJR	1
Hexachlorobutadiene	< 1.47	ug/l	1.47	4.68	1	8260B		12/5/2017	CJR	1
Isopropylbenzene	< 0.29	ug/l	0.29	0.93	1	8260B		12/5/2017	CJR	1
p-Isopropyltoluene	< 0.28	ug/l	0.28	0.91	1	8260B		12/5/2017	CJR	1
Methylene chloride	< 0.94	ug/l	0.94	2.98	1	8260B		12/5/2017	CJR	1
Methyl tert-butyl ether (MTBE)	< 0.82	ug/l	0.82	2.6	1	8260B		12/5/2017	CJR	1
Naphthalene	< 2.17	ug/l	2.17	6.9	1	8260B		12/5/2017	CJR	1
n-Propylbenzene	< 0.19	ug/l	0.19	0.62	1	8260B		12/5/2017	CJR	1
1,1,2,2-Tetrachloroethane	< 0.69	ug/l	0.69	2.21	1	8260B		12/5/2017	CJR	1
1,1,1,2-Tetrachloroethane	< 0.47	ug/l	0.47	1.48	1	8260B		12/5/2017	CJR	1
Tetrachloroethene	< 0.48	ug/l	0.48	1.52	1	8260B		12/5/2017	CJR	1
Toluene	< 0.67	ug/l	0.67	2.13	1	8260B		12/5/2017	CJR	1
1,2,4-Trichlorobenzene	< 1.29	ug/l	1.29	4.1	1	8260B		12/5/2017	CJR	1
1,2,3-Trichlorobenzene	< 0.83	ug/l	0.83	2.63	1	8260B		12/5/2017	CJR	1
1,1,1-Trichloroethane	< 0.35	ug/l	0.35	1.11	1	8260B		12/5/2017	CJR	1
1,1,2-Trichloroethane	< 0.65	ug/l	0.65	2.06	1	8260B		12/5/2017	CJR	1
Trichloroethene (TCE)	1.59	ug/l	0.45	1.43	1	8260B		12/5/2017	CJR	1
Trichlorofluoromethane	< 0.64	ug/l	0.64	2.04	1	8260B		12/5/2017	CJR	1
1,2,4-Trimethylbenzene	< 1.14	ug/l	1.14	3.63	1	8260B		12/5/2017	CJR	1

Project Name ACME GALVANIZING **Invoice #** E33990
Project # 12884

Lab Code 5033990G
Sample ID MW-6
Sample Matrix Water
Sample Date 12/1/2017

	Result	Unit	LOD	LOQ	Dil	Method	Ext Date	Run Date	Analyst	Code
1,3,5-Trimethylbenzene	< 0.91	ug/l	0.91	2.9	1	8260B		12/5/2017	CJR	1
Vinyl Chloride	7.6	ug/l	0.19	0.62	1	8260B		12/5/2017	CJR	1
m&p-Xylene	< 1.56	ug/l	1.56	4.95	1	8260B		12/5/2017	CJR	1
o-Xylene	< 0.39	ug/l	0.39	1.25	1	8260B		12/5/2017	CJR	1
SUR - 1,2-Dichloroethane-d4	100	REC %			1	8260B		12/5/2017	CJR	1
SUR - 4-Bromofluorobenzene	110	REC %			1	8260B		12/5/2017	CJR	1
SUR - Dibromofluoromethane	105	REC %			1	8260B		12/5/2017	CJR	1
SUR - Toluene-d8	97	REC %			1	8260B		12/5/2017	CJR	1

Project Name ACME GALVANIZING **Invoice #** E33990
Project # 12884

Lab Code 5033990H
Sample ID MW-9
Sample Matrix Water
Sample Date 12/1/2017

	Result	Unit	LOD	LOQ	Dil	Method	Ext Date	Run Date	Analyst	Code
Organic										
VOC's										
Benzene	< 0.17	ug/l	0.17	0.55	1	8260B		12/5/2017	CJR	1
Bromobenzene	< 0.43	ug/l	0.43	1.37	1	8260B		12/5/2017	CJR	1
Bromodichloromethane	< 0.31	ug/l	0.31	1	1	8260B		12/5/2017	CJR	1
Bromoform	< 0.49	ug/l	0.49	1.56	1	8260B		12/5/2017	CJR	1
tert-Butylbenzene	< 0.39	ug/l	0.39	1.23	1	8260B		12/5/2017	CJR	1
sec-Butylbenzene	< 0.24	ug/l	0.24	0.76	1	8260B		12/5/2017	CJR	1
n-Butylbenzene	< 0.34	ug/l	0.34	1.08	1	8260B		12/5/2017	CJR	1
Carbon Tetrachloride	< 0.21	ug/l	0.21	0.68	1	8260B		12/5/2017	CJR	1
Chlorobenzene	< 0.27	ug/l	0.27	0.86	1	8260B		12/5/2017	CJR	1
Chloroethane	< 0.5	ug/l	0.5	1.6	1	8260B		12/5/2017	CJR	1
Chloroform	< 0.96	ug/l	0.96	3.04	1	8260B		12/5/2017	CJR	1
Chloromethane	< 1.3	ug/l	1.3	4.15	1	8260B		12/5/2017	CJR	1
2-Chlorotoluene	< 0.36	ug/l	0.36	1.15	1	8260B		12/5/2017	CJR	1
4-Chlorotoluene	< 0.35	ug/l	0.35	1.11	1	8260B		12/5/2017	CJR	1
1,2-Dibromo-3-chloropropane	< 1.88	ug/l	1.88	5.98	1	8260B		12/5/2017	CJR	1
Dibromochloromethane	< 0.45	ug/l	0.45	1.44	1	8260B		12/5/2017	CJR	1
1,4-Dichlorobenzene	< 0.42	ug/l	0.42	1.34	1	8260B		12/5/2017	CJR	1
1,3-Dichlorobenzene	< 0.45	ug/l	0.45	1.43	1	8260B		12/5/2017	CJR	1
1,2-Dichlorobenzene	< 0.34	ug/l	0.34	1.09	1	8260B		12/5/2017	CJR	1
Dichlorodifluoromethane	< 0.38	ug/l	0.38	1.2	1	8260B		12/5/2017	CJR	1
1,2-Dichloroethane	< 0.45	ug/l	0.45	1.43	1	8260B		12/5/2017	CJR	1
1,1-Dichloroethane	2.03	ug/l	0.42	1.34	1	8260B		12/5/2017	CJR	1
1,1-Dichloroethene	< 0.46	ug/l	0.46	1.47	1	8260B		12/5/2017	CJR	1
cis-1,2-Dichloroethene	< 0.41	ug/l	0.41	1.29	1	8260B		12/5/2017	CJR	1
trans-1,2-Dichloroethene	< 0.35	ug/l	0.35	1.12	1	8260B		12/5/2017	CJR	1
1,2-Dichloropropane	< 0.39	ug/l	0.39	1.24	1	8260B		12/5/2017	CJR	1
1,3-Dichloropropane	< 0.49	ug/l	0.49	1.55	1	8260B		12/5/2017	CJR	1
trans-1,3-Dichloropropene	< 0.42	ug/l	0.42	1.33	1	8260B		12/5/2017	CJR	1
cis-1,3-Dichloropropene	< 0.21	ug/l	0.21	0.65	1	8260B		12/5/2017	CJR	1
Di-isopropyl ether	< 0.26	ug/l	0.26	0.83	1	8260B		12/5/2017	CJR	1
EDB (1,2-Dibromoethane)	< 0.34	ug/l	0.34	1.09	1	8260B		12/5/2017	CJR	1
Ethylbenzene	< 0.2	ug/l	0.2	0.63	1	8260B		12/5/2017	CJR	1
Hexachlorobutadiene	< 1.47	ug/l	1.47	4.68	1	8260B		12/5/2017	CJR	1
Isopropylbenzene	< 0.29	ug/l	0.29	0.93	1	8260B		12/5/2017	CJR	1
p-Isopropyltoluene	< 0.28	ug/l	0.28	0.91	1	8260B		12/5/2017	CJR	1
Methylene chloride	< 0.94	ug/l	0.94	2.98	1	8260B		12/5/2017	CJR	1
Methyl tert-butyl ether (MTBE)	< 0.82	ug/l	0.82	2.6	1	8260B		12/5/2017	CJR	1
Naphthalene	< 2.17	ug/l	2.17	6.9	1	8260B		12/5/2017	CJR	1
n-Propylbenzene	< 0.19	ug/l	0.19	0.62	1	8260B		12/5/2017	CJR	1
1,1,2,2-Tetrachloroethane	< 0.69	ug/l	0.69	2.21	1	8260B		12/5/2017	CJR	1
1,1,1,2-Tetrachloroethane	< 0.47	ug/l	0.47	1.48	1	8260B		12/5/2017	CJR	1
Tetrachloroethene	< 0.48	ug/l	0.48	1.52	1	8260B		12/5/2017	CJR	1
Toluene	< 0.67	ug/l	0.67	2.13	1	8260B		12/5/2017	CJR	1
1,2,4-Trichlorobenzene	< 1.29	ug/l	1.29	4.1	1	8260B		12/5/2017	CJR	1
1,2,3-Trichlorobenzene	< 0.83	ug/l	0.83	2.63	1	8260B		12/5/2017	CJR	1
1,1,1-Trichloroethane	1.11	ug/l	0.35	1.11	1	8260B		12/5/2017	CJR	1
1,1,2-Trichloroethane	< 0.65	ug/l	0.65	2.06	1	8260B		12/5/2017	CJR	1
Trichloroethene (TCE)	< 0.45	ug/l	0.45	1.43	1	8260B		12/5/2017	CJR	1
Trichlorofluoromethane	< 0.64	ug/l	0.64	2.04	1	8260B		12/5/2017	CJR	1
1,2,4-Trimethylbenzene	< 1.14	ug/l	1.14	3.63	1	8260B		12/5/2017	CJR	1

Project Name ACME GALVANIZING **Invoice #** E33990
Project # 12884

Lab Code 5033990H
Sample ID MW-9
Sample Matrix Water
Sample Date 12/1/2017

	Result	Unit	LOD	LOQ	Dil	Method	Ext Date	Run Date	Analyst	Code
1,3,5-Trimethylbenzene	< 0.91	ug/l	0.91	2.9	1	8260B		12/5/2017	CJR	1
Vinyl Chloride	< 0.19	ug/l	0.19	0.62	1	8260B		12/5/2017	CJR	1
m&p-Xylene	< 1.56	ug/l	1.56	4.95	1	8260B		12/5/2017	CJR	1
o-Xylene	< 0.39	ug/l	0.39	1.25	1	8260B		12/5/2017	CJR	1
SUR - 4-Bromofluorobenzene	105	REC %			1	8260B		12/5/2017	CJR	1
SUR - Dibromofluoromethane	107	REC %			1	8260B		12/5/2017	CJR	1
SUR - Toluene-d8	100	REC %			1	8260B		12/5/2017	CJR	1
SUR - 1,2-Dichloroethane-d4	101	REC %			1	8260B		12/5/2017	CJR	1

Project Name ACME GALVANIZING **Invoice #** E33990
Project # 12884

Lab Code 5033990I
Sample ID MW-13
Sample Matrix Water
Sample Date 12/1/2017

	Result	Unit	LOD	LOQ	Dil	Method	Ext Date	Run Date	Analyst	Code
Organic										
VOC's										
Benzene	< 0.17	ug/l	0.17	0.55	1	8260B		12/5/2017	CJR	1
Bromobenzene	< 0.43	ug/l	0.43	1.37	1	8260B		12/5/2017	CJR	1
Bromodichloromethane	< 0.31	ug/l	0.31	1	1	8260B		12/5/2017	CJR	1
Bromoform	< 0.49	ug/l	0.49	1.56	1	8260B		12/5/2017	CJR	1
tert-Butylbenzene	< 0.39	ug/l	0.39	1.23	1	8260B		12/5/2017	CJR	1
sec-Butylbenzene	< 0.24	ug/l	0.24	0.76	1	8260B		12/5/2017	CJR	1
n-Butylbenzene	< 0.34	ug/l	0.34	1.08	1	8260B		12/5/2017	CJR	1
Carbon Tetrachloride	< 0.21	ug/l	0.21	0.68	1	8260B		12/5/2017	CJR	1
Chlorobenzene	< 0.27	ug/l	0.27	0.86	1	8260B		12/5/2017	CJR	1
Chloroethane	< 0.5	ug/l	0.5	1.6	1	8260B		12/5/2017	CJR	1
Chloroform	< 0.96	ug/l	0.96	3.04	1	8260B		12/5/2017	CJR	1
Chloromethane	< 1.3	ug/l	1.3	4.15	1	8260B		12/5/2017	CJR	1
2-Chlorotoluene	< 0.36	ug/l	0.36	1.15	1	8260B		12/5/2017	CJR	1
4-Chlorotoluene	< 0.35	ug/l	0.35	1.11	1	8260B		12/5/2017	CJR	1
1,2-Dibromo-3-chloropropane	< 1.88	ug/l	1.88	5.98	1	8260B		12/5/2017	CJR	1
Dibromochloromethane	< 0.45	ug/l	0.45	1.44	1	8260B		12/5/2017	CJR	1
1,4-Dichlorobenzene	< 0.42	ug/l	0.42	1.34	1	8260B		12/5/2017	CJR	1
1,3-Dichlorobenzene	< 0.45	ug/l	0.45	1.43	1	8260B		12/5/2017	CJR	1
1,2-Dichlorobenzene	< 0.34	ug/l	0.34	1.09	1	8260B		12/5/2017	CJR	1
Dichlorodifluoromethane	< 0.38	ug/l	0.38	1.2	1	8260B		12/5/2017	CJR	1
1,2-Dichloroethane	< 0.45	ug/l	0.45	1.43	1	8260B		12/5/2017	CJR	1
1,1-Dichloroethane	0.70 "J"	ug/l	0.42	1.34	1	8260B		12/5/2017	CJR	1
1,1-Dichloroethene	< 0.46	ug/l	0.46	1.47	1	8260B		12/5/2017	CJR	1
cis-1,2-Dichloroethene	3.6	ug/l	0.41	1.29	1	8260B		12/5/2017	CJR	1
trans-1,2-Dichloroethene	< 0.35	ug/l	0.35	1.12	1	8260B		12/5/2017	CJR	1
1,2-Dichloropropane	< 0.39	ug/l	0.39	1.24	1	8260B		12/5/2017	CJR	1
1,3-Dichloropropane	< 0.49	ug/l	0.49	1.55	1	8260B		12/5/2017	CJR	1
trans-1,3-Dichloropropene	< 0.42	ug/l	0.42	1.33	1	8260B		12/5/2017	CJR	1
cis-1,3-Dichloropropene	< 0.21	ug/l	0.21	0.65	1	8260B		12/5/2017	CJR	1
Di-isopropyl ether	< 0.26	ug/l	0.26	0.83	1	8260B		12/5/2017	CJR	1
EDB (1,2-Dibromoethane)	< 0.34	ug/l	0.34	1.09	1	8260B		12/5/2017	CJR	1
Ethylbenzene	< 0.2	ug/l	0.2	0.63	1	8260B		12/5/2017	CJR	1
Hexachlorobutadiene	< 1.47	ug/l	1.47	4.68	1	8260B		12/5/2017	CJR	1
Isopropylbenzene	< 0.29	ug/l	0.29	0.93	1	8260B		12/5/2017	CJR	1
p-Isopropyltoluene	< 0.28	ug/l	0.28	0.91	1	8260B		12/5/2017	CJR	1
Methylene chloride	< 0.94	ug/l	0.94	2.98	1	8260B		12/5/2017	CJR	1
Methyl tert-butyl ether (MTBE)	< 0.82	ug/l	0.82	2.6	1	8260B		12/5/2017	CJR	1
Naphthalene	< 2.17	ug/l	2.17	6.9	1	8260B		12/5/2017	CJR	1
n-Propylbenzene	< 0.19	ug/l	0.19	0.62	1	8260B		12/5/2017	CJR	1
1,1,2,2-Tetrachloroethane	< 0.69	ug/l	0.69	2.21	1	8260B		12/5/2017	CJR	1
1,1,1,2-Tetrachloroethane	< 0.47	ug/l	0.47	1.48	1	8260B		12/5/2017	CJR	1
Tetrachloroethene	< 0.48	ug/l	0.48	1.52	1	8260B		12/5/2017	CJR	1
Toluene	< 0.67	ug/l	0.67	2.13	1	8260B		12/5/2017	CJR	1
1,2,4-Trichlorobenzene	< 1.29	ug/l	1.29	4.1	1	8260B		12/5/2017	CJR	1
1,2,3-Trichlorobenzene	< 0.83	ug/l	0.83	2.63	1	8260B		12/5/2017	CJR	1
1,1,1-Trichloroethane	< 0.35	ug/l	0.35	1.11	1	8260B		12/5/2017	CJR	1
1,1,2-Trichloroethane	< 0.65	ug/l	0.65	2.06	1	8260B		12/5/2017	CJR	1
Trichloroethene (TCE)	< 0.45	ug/l	0.45	1.43	1	8260B		12/5/2017	CJR	1
Trichlorofluoromethane	< 0.64	ug/l	0.64	2.04	1	8260B		12/5/2017	CJR	1
1,2,4-Trimethylbenzene	< 1.14	ug/l	1.14	3.63	1	8260B		12/5/2017	CJR	1

Project Name ACME GALVANIZING **Invoice #** E33990
Project # 12884

Lab Code 5033990I
Sample ID MW-13
Sample Matrix Water
Sample Date 12/1/2017

	Result	Unit	LOD	LOQ	Dil	Method	Ext Date	Run Date	Analyst	Code
1,3,5-Trimethylbenzene	< 0.91	ug/l	0.91	2.9	1	8260B		12/5/2017	CJR	1
Vinyl Chloride	0.72	ug/l	0.19	0.62	1	8260B		12/5/2017	CJR	1
m&p-Xylene	< 1.56	ug/l	1.56	4.95	1	8260B		12/5/2017	CJR	1
o-Xylene	< 0.39	ug/l	0.39	1.25	1	8260B		12/5/2017	CJR	1
SUR - 1,2-Dichloroethane-d4	97	REC %			1	8260B		12/5/2017	CJR	1
SUR - 4-Bromofluorobenzene	111	REC %			1	8260B		12/5/2017	CJR	1
SUR - Dibromofluoromethane	106	REC %			1	8260B		12/5/2017	CJR	1
SUR - Toluene-d8	97	REC %			1	8260B		12/5/2017	CJR	1

Project Name ACME GALVANIZING **Invoice #** E33990
Project # 12884

Lab Code 5033990J
Sample ID MW-12
Sample Matrix Water
Sample Date 12/1/2017

	Result	Unit	LOD	LOQ	Dil	Method	Ext Date	Run Date	Analyst	Code
Organic										
VOC's										
Benzene	< 0.17	ug/l	0.17	0.55	1	8260B		12/5/2017	CJR	1
Bromobenzene	< 0.43	ug/l	0.43	1.37	1	8260B		12/5/2017	CJR	1
Bromodichloromethane	< 0.31	ug/l	0.31	1	1	8260B		12/5/2017	CJR	1
Bromoform	< 0.49	ug/l	0.49	1.56	1	8260B		12/5/2017	CJR	1
tert-Butylbenzene	< 0.39	ug/l	0.39	1.23	1	8260B		12/5/2017	CJR	1
sec-Butylbenzene	< 0.24	ug/l	0.24	0.76	1	8260B		12/5/2017	CJR	1
n-Butylbenzene	< 0.34	ug/l	0.34	1.08	1	8260B		12/5/2017	CJR	1
Carbon Tetrachloride	< 0.21	ug/l	0.21	0.68	1	8260B		12/5/2017	CJR	1
Chlorobenzene	< 0.27	ug/l	0.27	0.86	1	8260B		12/5/2017	CJR	1
Chloroethane	< 0.5	ug/l	0.5	1.6	1	8260B		12/5/2017	CJR	1
Chloroform	< 0.96	ug/l	0.96	3.04	1	8260B		12/5/2017	CJR	1
Chloromethane	< 1.3	ug/l	1.3	4.15	1	8260B		12/5/2017	CJR	1
2-Chlorotoluene	< 0.36	ug/l	0.36	1.15	1	8260B		12/5/2017	CJR	1
4-Chlorotoluene	< 0.35	ug/l	0.35	1.11	1	8260B		12/5/2017	CJR	1
1,2-Dibromo-3-chloropropane	< 1.88	ug/l	1.88	5.98	1	8260B		12/5/2017	CJR	1
Dibromochloromethane	< 0.45	ug/l	0.45	1.44	1	8260B		12/5/2017	CJR	1
1,4-Dichlorobenzene	< 0.42	ug/l	0.42	1.34	1	8260B		12/5/2017	CJR	1
1,3-Dichlorobenzene	< 0.45	ug/l	0.45	1.43	1	8260B		12/5/2017	CJR	1
1,2-Dichlorobenzene	< 0.34	ug/l	0.34	1.09	1	8260B		12/5/2017	CJR	1
Dichlorodifluoromethane	< 0.38	ug/l	0.38	1.2	1	8260B		12/5/2017	CJR	1
1,2-Dichloroethane	< 0.45	ug/l	0.45	1.43	1	8260B		12/5/2017	CJR	1
1,1-Dichloroethane	< 0.42	ug/l	0.42	1.34	1	8260B		12/5/2017	CJR	1
1,1-Dichloroethene	< 0.46	ug/l	0.46	1.47	1	8260B		12/5/2017	CJR	1
cis-1,2-Dichloroethene	< 0.41	ug/l	0.41	1.29	1	8260B		12/5/2017	CJR	1
trans-1,2-Dichloroethene	< 0.35	ug/l	0.35	1.12	1	8260B		12/5/2017	CJR	1
1,2-Dichloropropane	< 0.39	ug/l	0.39	1.24	1	8260B		12/5/2017	CJR	1
1,3-Dichloropropane	< 0.49	ug/l	0.49	1.55	1	8260B		12/5/2017	CJR	1
trans-1,3-Dichloropropene	< 0.42	ug/l	0.42	1.33	1	8260B		12/5/2017	CJR	1
cis-1,3-Dichloropropene	< 0.21	ug/l	0.21	0.65	1	8260B		12/5/2017	CJR	1
Di-isopropyl ether	< 0.26	ug/l	0.26	0.83	1	8260B		12/5/2017	CJR	1
EDB (1,2-Dibromoethane)	< 0.34	ug/l	0.34	1.09	1	8260B		12/5/2017	CJR	1
Ethylbenzene	< 0.2	ug/l	0.2	0.63	1	8260B		12/5/2017	CJR	1
Hexachlorobutadiene	< 1.47	ug/l	1.47	4.68	1	8260B		12/5/2017	CJR	1
Isopropylbenzene	< 0.29	ug/l	0.29	0.93	1	8260B		12/5/2017	CJR	1
p-Isopropyltoluene	< 0.28	ug/l	0.28	0.91	1	8260B		12/5/2017	CJR	1
Methylene chloride	< 0.94	ug/l	0.94	2.98	1	8260B		12/5/2017	CJR	1
Methyl tert-butyl ether (MTBE)	< 0.82	ug/l	0.82	2.6	1	8260B		12/5/2017	CJR	1
Naphthalene	< 2.17	ug/l	2.17	6.9	1	8260B		12/5/2017	CJR	1
n-Propylbenzene	< 0.19	ug/l	0.19	0.62	1	8260B		12/5/2017	CJR	1
1,1,2,2-Tetrachloroethane	< 0.69	ug/l	0.69	2.21	1	8260B		12/5/2017	CJR	1
1,1,1,2-Tetrachloroethane	< 0.47	ug/l	0.47	1.48	1	8260B		12/5/2017	CJR	1
Tetrachloroethene	< 0.48	ug/l	0.48	1.52	1	8260B		12/5/2017	CJR	1
Toluene	< 0.67	ug/l	0.67	2.13	1	8260B		12/5/2017	CJR	1
1,2,4-Trichlorobenzene	< 1.29	ug/l	1.29	4.1	1	8260B		12/5/2017	CJR	1
1,2,3-Trichlorobenzene	< 0.83	ug/l	0.83	2.63	1	8260B		12/5/2017	CJR	1
1,1,1-Trichloroethane	< 0.35	ug/l	0.35	1.11	1	8260B		12/5/2017	CJR	1
1,1,2-Trichloroethane	< 0.65	ug/l	0.65	2.06	1	8260B		12/5/2017	CJR	1
Trichloroethene (TCE)	< 0.45	ug/l	0.45	1.43	1	8260B		12/5/2017	CJR	1
Trichlorofluoromethane	< 0.64	ug/l	0.64	2.04	1	8260B		12/5/2017	CJR	1
1,2,4-Trimethylbenzene	< 1.14	ug/l	1.14	3.63	1	8260B		12/5/2017	CJR	1

Project Name ACME GALVANIZING **Invoice #** E33990
Project # 12884

Lab Code 5033990J
Sample ID MW-12
Sample Matrix Water
Sample Date 12/1/2017

	Result	Unit	LOD	LOQ	Dil	Method	Ext Date	Run Date	Analyst	Code
1,3,5-Trimethylbenzene	< 0.91	ug/l	0.91	2.9	1	8260B		12/5/2017	CJR	1
Vinyl Chloride	14.6	ug/l	0.19	0.62	1	8260B		12/5/2017	CJR	1
m&p-Xylene	< 1.56	ug/l	1.56	4.95	1	8260B		12/5/2017	CJR	1
o-Xylene	< 0.39	ug/l	0.39	1.25	1	8260B		12/5/2017	CJR	1
SUR - 1,2-Dichloroethane-d4	99	REC %			1	8260B		12/5/2017	CJR	1
SUR - Toluene-d8	100	REC %			1	8260B		12/5/2017	CJR	1
SUR - 4-Bromofluorobenzene	109	REC %			1	8260B		12/5/2017	CJR	1
SUR - Dibromofluoromethane	105	REC %			1	8260B		12/5/2017	CJR	1

Project Name ACME GALVANIZING **Invoice #** E33990
Project # 12884

Lab Code 5033990K
Sample ID MW-11
Sample Matrix Water
Sample Date 12/1/2017

	Result	Unit	LOD	LOQ	Dil	Method	Ext Date	Run Date	Analyst	Code
Organic										
VOC's										
Benzene	< 0.17	ug/l	0.17	0.55	1	8260B		12/5/2017	CJR	1
Bromobenzene	< 0.43	ug/l	0.43	1.37	1	8260B		12/5/2017	CJR	1
Bromodichloromethane	< 0.31	ug/l	0.31	1	1	8260B		12/5/2017	CJR	1
Bromoform	< 0.49	ug/l	0.49	1.56	1	8260B		12/5/2017	CJR	1
tert-Butylbenzene	< 0.39	ug/l	0.39	1.23	1	8260B		12/5/2017	CJR	1
sec-Butylbenzene	< 0.24	ug/l	0.24	0.76	1	8260B		12/5/2017	CJR	1
n-Butylbenzene	< 0.34	ug/l	0.34	1.08	1	8260B		12/5/2017	CJR	1
Carbon Tetrachloride	< 0.21	ug/l	0.21	0.68	1	8260B		12/5/2017	CJR	1
Chlorobenzene	< 0.27	ug/l	0.27	0.86	1	8260B		12/5/2017	CJR	1
Chloroethane	< 0.5	ug/l	0.5	1.6	1	8260B		12/5/2017	CJR	1
Chloroform	< 0.96	ug/l	0.96	3.04	1	8260B		12/5/2017	CJR	1
Chloromethane	< 1.3	ug/l	1.3	4.15	1	8260B		12/5/2017	CJR	1
2-Chlorotoluene	< 0.36	ug/l	0.36	1.15	1	8260B		12/5/2017	CJR	1
4-Chlorotoluene	< 0.35	ug/l	0.35	1.11	1	8260B		12/5/2017	CJR	1
1,2-Dibromo-3-chloropropane	< 1.88	ug/l	1.88	5.98	1	8260B		12/5/2017	CJR	1
Dibromochloromethane	< 0.45	ug/l	0.45	1.44	1	8260B		12/5/2017	CJR	1
1,4-Dichlorobenzene	< 0.42	ug/l	0.42	1.34	1	8260B		12/5/2017	CJR	1
1,3-Dichlorobenzene	< 0.45	ug/l	0.45	1.43	1	8260B		12/5/2017	CJR	1
1,2-Dichlorobenzene	< 0.34	ug/l	0.34	1.09	1	8260B		12/5/2017	CJR	1
Dichlorodifluoromethane	< 0.38	ug/l	0.38	1.2	1	8260B		12/5/2017	CJR	1
1,2-Dichloroethane	< 0.45	ug/l	0.45	1.43	1	8260B		12/5/2017	CJR	1
1,1-Dichloroethane	< 0.42	ug/l	0.42	1.34	1	8260B		12/5/2017	CJR	1
1,1-Dichloroethene	< 0.46	ug/l	0.46	1.47	1	8260B		12/5/2017	CJR	1
cis-1,2-Dichloroethene	< 0.41	ug/l	0.41	1.29	1	8260B		12/5/2017	CJR	1
trans-1,2-Dichloroethene	< 0.35	ug/l	0.35	1.12	1	8260B		12/5/2017	CJR	1
1,2-Dichloropropane	< 0.39	ug/l	0.39	1.24	1	8260B		12/5/2017	CJR	1
1,3-Dichloropropane	< 0.49	ug/l	0.49	1.55	1	8260B		12/5/2017	CJR	1
trans-1,3-Dichloropropene	< 0.42	ug/l	0.42	1.33	1	8260B		12/5/2017	CJR	1
cis-1,3-Dichloropropene	< 0.21	ug/l	0.21	0.65	1	8260B		12/5/2017	CJR	1
Di-isopropyl ether	< 0.26	ug/l	0.26	0.83	1	8260B		12/5/2017	CJR	1
EDB (1,2-Dibromoethane)	< 0.34	ug/l	0.34	1.09	1	8260B		12/5/2017	CJR	1
Ethylbenzene	< 0.2	ug/l	0.2	0.63	1	8260B		12/5/2017	CJR	1
Hexachlorobutadiene	< 1.47	ug/l	1.47	4.68	1	8260B		12/5/2017	CJR	1
Isopropylbenzene	< 0.29	ug/l	0.29	0.93	1	8260B		12/5/2017	CJR	1
p-Isopropyltoluene	< 0.28	ug/l	0.28	0.91	1	8260B		12/5/2017	CJR	1
Methylene chloride	< 0.94	ug/l	0.94	2.98	1	8260B		12/5/2017	CJR	1
Methyl tert-butyl ether (MTBE)	< 0.82	ug/l	0.82	2.6	1	8260B		12/5/2017	CJR	1
Naphthalene	< 2.17	ug/l	2.17	6.9	1	8260B		12/5/2017	CJR	1
n-Propylbenzene	< 0.19	ug/l	0.19	0.62	1	8260B		12/5/2017	CJR	1
1,1,2,2-Tetrachloroethane	< 0.69	ug/l	0.69	2.21	1	8260B		12/5/2017	CJR	1
1,1,1,2-Tetrachloroethane	< 0.47	ug/l	0.47	1.48	1	8260B		12/5/2017	CJR	1
Tetrachloroethene	< 0.48	ug/l	0.48	1.52	1	8260B		12/5/2017	CJR	1
Toluene	< 0.67	ug/l	0.67	2.13	1	8260B		12/5/2017	CJR	1
1,2,4-Trichlorobenzene	< 1.29	ug/l	1.29	4.1	1	8260B		12/5/2017	CJR	1
1,2,3-Trichlorobenzene	< 0.83	ug/l	0.83	2.63	1	8260B		12/5/2017	CJR	1
1,1,1-Trichloroethane	< 0.35	ug/l	0.35	1.11	1	8260B		12/5/2017	CJR	1
1,1,2-Trichloroethane	< 0.65	ug/l	0.65	2.06	1	8260B		12/5/2017	CJR	1
Trichloroethene (TCE)	< 0.45	ug/l	0.45	1.43	1	8260B		12/5/2017	CJR	1
Trichlorofluoromethane	< 0.64	ug/l	0.64	2.04	1	8260B		12/5/2017	CJR	1
1,2,4-Trimethylbenzene	< 1.14	ug/l	1.14	3.63	1	8260B		12/5/2017	CJR	1

Project Name ACME GALVANIZING **Invoice #** E33990
Project # 12884

Lab Code 5033990K
Sample ID MW-11
Sample Matrix Water
Sample Date 12/1/2017

	Result	Unit	LOD	LOQ	Dil	Method	Ext Date	Run Date	Analyst	Code
1,3,5-Trimethylbenzene	< 0.91	ug/l	0.91	2.9	1	8260B		12/5/2017	CJR	1
Vinyl Chloride	< 0.19	ug/l	0.19	0.62	1	8260B		12/5/2017	CJR	1
m&p-Xylene	< 1.56	ug/l	1.56	4.95	1	8260B		12/5/2017	CJR	1
o-Xylene	< 0.39	ug/l	0.39	1.25	1	8260B		12/5/2017	CJR	1
SUR - 1,2-Dichloroethane-d4	103	REC %			1	8260B		12/5/2017	CJR	1
SUR - 4-Bromofluorobenzene	111	REC %			1	8260B		12/5/2017	CJR	1
SUR - Dibromofluoromethane	105	REC %			1	8260B		12/5/2017	CJR	1
SUR - Toluene-d8	99	REC %			1	8260B		12/5/2017	CJR	1

Project Name ACME GALVANIZING **Invoice #** E33990
Project # 12884

Lab Code 5033990L
Sample ID MW-1A
Sample Matrix Water
Sample Date 12/1/2017

	Result	Unit	LOD	LOQ	Dil	Method	Ext Date	Run Date	Analyst	Code
Organic										
VOC's										
Benzene	< 0.17	ug/l	0.17	0.55	1	8260B		12/5/2017	CJR	1
Bromobenzene	< 0.43	ug/l	0.43	1.37	1	8260B		12/5/2017	CJR	1
Bromodichloromethane	< 0.31	ug/l	0.31	1	1	8260B		12/5/2017	CJR	1
Bromoform	< 0.49	ug/l	0.49	1.56	1	8260B		12/5/2017	CJR	1
tert-Butylbenzene	< 0.39	ug/l	0.39	1.23	1	8260B		12/5/2017	CJR	1
sec-Butylbenzene	< 0.24	ug/l	0.24	0.76	1	8260B		12/5/2017	CJR	1
n-Butylbenzene	< 0.34	ug/l	0.34	1.08	1	8260B		12/5/2017	CJR	1
Carbon Tetrachloride	< 0.21	ug/l	0.21	0.68	1	8260B		12/5/2017	CJR	1
Chlorobenzene	< 0.27	ug/l	0.27	0.86	1	8260B		12/5/2017	CJR	1
Chloroethane	< 0.5	ug/l	0.5	1.6	1	8260B		12/5/2017	CJR	1
Chloroform	< 0.96	ug/l	0.96	3.04	1	8260B		12/5/2017	CJR	1
Chloromethane	< 1.3	ug/l	1.3	4.15	1	8260B		12/5/2017	CJR	1
2-Chlorotoluene	< 0.36	ug/l	0.36	1.15	1	8260B		12/5/2017	CJR	1
4-Chlorotoluene	< 0.35	ug/l	0.35	1.11	1	8260B		12/5/2017	CJR	1
1,2-Dibromo-3-chloropropane	< 1.88	ug/l	1.88	5.98	1	8260B		12/5/2017	CJR	1
Dibromochloromethane	< 0.45	ug/l	0.45	1.44	1	8260B		12/5/2017	CJR	1
1,4-Dichlorobenzene	< 0.42	ug/l	0.42	1.34	1	8260B		12/5/2017	CJR	1
1,3-Dichlorobenzene	< 0.45	ug/l	0.45	1.43	1	8260B		12/5/2017	CJR	1
1,2-Dichlorobenzene	< 0.34	ug/l	0.34	1.09	1	8260B		12/5/2017	CJR	1
Dichlorodifluoromethane	< 0.38	ug/l	0.38	1.2	1	8260B		12/5/2017	CJR	1
1,2-Dichloroethane	< 0.45	ug/l	0.45	1.43	1	8260B		12/5/2017	CJR	1
1,1-Dichloroethane	1.75	ug/l	0.42	1.34	1	8260B		12/5/2017	CJR	1
1,1-Dichloroethene	3.4	ug/l	0.46	1.47	1	8260B		12/5/2017	CJR	1
cis-1,2-Dichloroethene	< 0.41	ug/l	0.41	1.29	1	8260B		12/5/2017	CJR	1
trans-1,2-Dichloroethene	< 0.35	ug/l	0.35	1.12	1	8260B		12/5/2017	CJR	1
1,2-Dichloropropane	< 0.39	ug/l	0.39	1.24	1	8260B		12/5/2017	CJR	1
1,3-Dichloropropane	< 0.49	ug/l	0.49	1.55	1	8260B		12/5/2017	CJR	1
trans-1,3-Dichloropropene	< 0.42	ug/l	0.42	1.33	1	8260B		12/5/2017	CJR	1
cis-1,3-Dichloropropene	< 0.21	ug/l	0.21	0.65	1	8260B		12/5/2017	CJR	1
Di-isopropyl ether	< 0.26	ug/l	0.26	0.83	1	8260B		12/5/2017	CJR	1
EDB (1,2-Dibromoethane)	< 0.34	ug/l	0.34	1.09	1	8260B		12/5/2017	CJR	1
Ethylbenzene	< 0.2	ug/l	0.2	0.63	1	8260B		12/5/2017	CJR	1
Hexachlorobutadiene	< 1.47	ug/l	1.47	4.68	1	8260B		12/5/2017	CJR	1
Isopropylbenzene	< 0.29	ug/l	0.29	0.93	1	8260B		12/5/2017	CJR	1
p-Isopropyltoluene	< 0.28	ug/l	0.28	0.91	1	8260B		12/5/2017	CJR	1
Methylene chloride	< 0.94	ug/l	0.94	2.98	1	8260B		12/5/2017	CJR	1
Methyl tert-butyl ether (MTBE)	< 0.82	ug/l	0.82	2.6	1	8260B		12/5/2017	CJR	1
Naphthalene	< 2.17	ug/l	2.17	6.9	1	8260B		12/5/2017	CJR	1
n-Propylbenzene	< 0.19	ug/l	0.19	0.62	1	8260B		12/5/2017	CJR	1
1,1,2,2-Tetrachloroethane	< 0.69	ug/l	0.69	2.21	1	8260B		12/5/2017	CJR	1
1,1,1,2-Tetrachloroethane	< 0.47	ug/l	0.47	1.48	1	8260B		12/5/2017	CJR	1
Tetrachloroethene	< 0.48	ug/l	0.48	1.52	1	8260B		12/5/2017	CJR	1
Toluene	< 0.67	ug/l	0.67	2.13	1	8260B		12/5/2017	CJR	1
1,2,4-Trichlorobenzene	< 1.29	ug/l	1.29	4.1	1	8260B		12/5/2017	CJR	1
1,2,3-Trichlorobenzene	< 0.83	ug/l	0.83	2.63	1	8260B		12/5/2017	CJR	1
1,1,1-Trichloroethane	16.9	ug/l	0.35	1.11	1	8260B		12/5/2017	CJR	1
1,1,2-Trichloroethane	< 0.65	ug/l	0.65	2.06	1	8260B		12/5/2017	CJR	1
Trichloroethene (TCE)	2.86	ug/l	0.45	1.43	1	8260B		12/5/2017	CJR	1
Trichlorofluoromethane	< 0.64	ug/l	0.64	2.04	1	8260B		12/5/2017	CJR	1
1,2,4-Trimethylbenzene	< 1.14	ug/l	1.14	3.63	1	8260B		12/5/2017	CJR	1

Project Name ACME GALVANIZING **Invoice #** E33990
Project # 12884

Lab Code 5033990L
Sample ID MW-1A
Sample Matrix Water
Sample Date 12/1/2017

	Result	Unit	LOD	LOQ	Dil	Method	Ext Date	Run Date	Analyst	Code
1,3,5-Trimethylbenzene	< 0.91	ug/l	0.91	2.9	1	8260B		12/5/2017	CJR	1
Vinyl Chloride	< 0.19	ug/l	0.19	0.62	1	8260B		12/5/2017	CJR	1
m&p-Xylene	< 1.56	ug/l	1.56	4.95	1	8260B		12/5/2017	CJR	1
o-Xylene	< 0.39	ug/l	0.39	1.25	1	8260B		12/5/2017	CJR	1
SUR - Toluene-d8	95	REC %			1	8260B		12/5/2017	CJR	1
SUR - Dibromofluoromethane	107	REC %			1	8260B		12/5/2017	CJR	1
SUR - 1,2-Dichloroethane-d4	95	REC %			1	8260B		12/5/2017	CJR	1
SUR - 4-Bromofluorobenzene	108	REC %			1	8260B		12/5/2017	CJR	1

Project Name ACME GALVANIZING **Invoice #** E33990
Project # 12884

Lab Code 5033990M
Sample ID MW-2A
Sample Matrix Water
Sample Date 12/1/2017

	Result	Unit	LOD	LOQ	Dil	Method	Ext Date	Run Date	Analyst	Code
Organic										
VOC's										
Benzene	< 0.17	ug/l	0.17	0.55	1	8260B		12/6/2017	CJR	1
Bromobenzene	< 0.43	ug/l	0.43	1.37	1	8260B		12/6/2017	CJR	1
Bromodichloromethane	< 0.31	ug/l	0.31	1	1	8260B		12/6/2017	CJR	1
Bromoform	< 0.49	ug/l	0.49	1.56	1	8260B		12/6/2017	CJR	1
tert-Butylbenzene	< 0.39	ug/l	0.39	1.23	1	8260B		12/6/2017	CJR	1
sec-Butylbenzene	< 0.24	ug/l	0.24	0.76	1	8260B		12/6/2017	CJR	1
n-Butylbenzene	< 0.34	ug/l	0.34	1.08	1	8260B		12/6/2017	CJR	1
Carbon Tetrachloride	< 0.21	ug/l	0.21	0.68	1	8260B		12/6/2017	CJR	1
Chlorobenzene	< 0.27	ug/l	0.27	0.86	1	8260B		12/6/2017	CJR	1
Chloroethane	< 0.5	ug/l	0.5	1.6	1	8260B		12/6/2017	CJR	1
Chloroform	< 0.96	ug/l	0.96	3.04	1	8260B		12/6/2017	CJR	1
Chloromethane	< 1.3	ug/l	1.3	4.15	1	8260B		12/6/2017	CJR	1
2-Chlorotoluene	< 0.36	ug/l	0.36	1.15	1	8260B		12/6/2017	CJR	1
4-Chlorotoluene	< 0.35	ug/l	0.35	1.11	1	8260B		12/6/2017	CJR	1
1,2-Dibromo-3-chloropropane	< 1.88	ug/l	1.88	5.98	1	8260B		12/6/2017	CJR	1
Dibromochloromethane	< 0.45	ug/l	0.45	1.44	1	8260B		12/6/2017	CJR	1
1,4-Dichlorobenzene	< 0.42	ug/l	0.42	1.34	1	8260B		12/6/2017	CJR	1
1,3-Dichlorobenzene	< 0.45	ug/l	0.45	1.43	1	8260B		12/6/2017	CJR	1
1,2-Dichlorobenzene	< 0.34	ug/l	0.34	1.09	1	8260B		12/6/2017	CJR	1
Dichlorodifluoromethane	< 0.38	ug/l	0.38	1.2	1	8260B		12/6/2017	CJR	1
1,2-Dichloroethane	< 0.45	ug/l	0.45	1.43	1	8260B		12/6/2017	CJR	1
1,1-Dichloroethane	3.04	ug/l	0.42	1.34	1	8260B		12/6/2017	CJR	1
1,1-Dichloroethene	1.33 "J"	ug/l	0.46	1.47	1	8260B		12/6/2017	CJR	1
cis-1,2-Dichloroethene	< 0.41	ug/l	0.41	1.29	1	8260B		12/6/2017	CJR	1
trans-1,2-Dichloroethene	< 0.35	ug/l	0.35	1.12	1	8260B		12/6/2017	CJR	1
1,2-Dichloropropane	< 0.39	ug/l	0.39	1.24	1	8260B		12/6/2017	CJR	1
1,3-Dichloropropane	< 0.49	ug/l	0.49	1.55	1	8260B		12/6/2017	CJR	1
trans-1,3-Dichloropropene	< 0.42	ug/l	0.42	1.33	1	8260B		12/6/2017	CJR	1
cis-1,3-Dichloropropene	< 0.21	ug/l	0.21	0.65	1	8260B		12/6/2017	CJR	1
Di-isopropyl ether	< 0.26	ug/l	0.26	0.83	1	8260B		12/6/2017	CJR	1
EDB (1,2-Dibromoethane)	< 0.34	ug/l	0.34	1.09	1	8260B		12/6/2017	CJR	1
Ethylbenzene	< 0.2	ug/l	0.2	0.63	1	8260B		12/6/2017	CJR	1
Hexachlorobutadiene	< 1.47	ug/l	1.47	4.68	1	8260B		12/6/2017	CJR	1
Isopropylbenzene	< 0.29	ug/l	0.29	0.93	1	8260B		12/6/2017	CJR	1
p-Isopropyltoluene	< 0.28	ug/l	0.28	0.91	1	8260B		12/6/2017	CJR	1
Methylene chloride	< 0.94	ug/l	0.94	2.98	1	8260B		12/6/2017	CJR	1
Methyl tert-butyl ether (MTBE)	< 0.82	ug/l	0.82	2.6	1	8260B		12/6/2017	CJR	1
Naphthalene	< 2.17	ug/l	2.17	6.9	1	8260B		12/6/2017	CJR	1
n-Propylbenzene	< 0.19	ug/l	0.19	0.62	1	8260B		12/6/2017	CJR	1
1,1,2,2-Tetrachloroethane	< 0.69	ug/l	0.69	2.21	1	8260B		12/6/2017	CJR	1
1,1,1,2-Tetrachloroethane	< 0.47	ug/l	0.47	1.48	1	8260B		12/6/2017	CJR	1
Tetrachloroethene	< 0.48	ug/l	0.48	1.52	1	8260B		12/6/2017	CJR	1
Toluene	< 0.67	ug/l	0.67	2.13	1	8260B		12/6/2017	CJR	1
1,2,4-Trichlorobenzene	< 1.29	ug/l	1.29	4.1	1	8260B		12/6/2017	CJR	1
1,2,3-Trichlorobenzene	< 0.83	ug/l	0.83	2.63	1	8260B		12/6/2017	CJR	1
1,1,1-Trichloroethane	7.8	ug/l	0.35	1.11	1	8260B		12/6/2017	CJR	1
1,1,2-Trichloroethane	< 0.65	ug/l	0.65	2.06	1	8260B		12/6/2017	CJR	1
Trichloroethene (TCE)	< 0.45	ug/l	0.45	1.43	1	8260B		12/6/2017	CJR	1
Trichlorofluoromethane	< 0.64	ug/l	0.64	2.04	1	8260B		12/6/2017	CJR	1
1,2,4-Trimethylbenzene	< 1.14	ug/l	1.14	3.63	1	8260B		12/6/2017	CJR	1

Project Name ACME GALVANIZING **Invoice #** E33990
Project # 12884

Lab Code 5033990M
Sample ID MW-2A
Sample Matrix Water
Sample Date 12/1/2017

	Result	Unit	LOD	LOQ	Dil	Method	Ext Date	Run Date	Analyst	Code
1,3,5-Trimethylbenzene	< 0.91	ug/l	0.91	2.9	1	8260B		12/6/2017	CJR	1
Vinyl Chloride	< 0.19	ug/l	0.19	0.62	1	8260B		12/6/2017	CJR	1
m&p-Xylene	< 1.56	ug/l	1.56	4.95	1	8260B		12/6/2017	CJR	1
o-Xylene	< 0.39	ug/l	0.39	1.25	1	8260B		12/6/2017	CJR	1
SUR - Toluene-d8	95	REC %			1	8260B		12/6/2017	CJR	1
SUR - 1,2-Dichloroethane-d4	102	REC %			1	8260B		12/6/2017	CJR	1
SUR - 4-Bromofluorobenzene	106	REC %			1	8260B		12/6/2017	CJR	1
SUR - Dibromofluoromethane	108	REC %			1	8260B		12/6/2017	CJR	1

Project Name ACME GALVANIZING **Invoice #** E33990
Project # 12884

Lab Code 5033990N
Sample ID MW-4A
Sample Matrix Water
Sample Date 12/1/2017

	Result	Unit	LOD	LOQ	Dil	Method	Ext Date	Run Date	Analyst	Code
Organic										
VOC's										
Benzene	0.36 "J"	ug/l	0.17	0.55	1	8260B		12/6/2017	CJR	1
Bromobenzene	< 0.43	ug/l	0.43	1.37	1	8260B		12/6/2017	CJR	1
Bromodichloromethane	< 0.31	ug/l	0.31	1	1	8260B		12/6/2017	CJR	1
Bromoform	< 0.49	ug/l	0.49	1.56	1	8260B		12/6/2017	CJR	1
tert-Butylbenzene	< 0.39	ug/l	0.39	1.23	1	8260B		12/6/2017	CJR	1
sec-Butylbenzene	< 0.24	ug/l	0.24	0.76	1	8260B		12/6/2017	CJR	1
n-Butylbenzene	< 0.34	ug/l	0.34	1.08	1	8260B		12/6/2017	CJR	1
Carbon Tetrachloride	< 0.21	ug/l	0.21	0.68	1	8260B		12/6/2017	CJR	1
Chlorobenzene	< 0.27	ug/l	0.27	0.86	1	8260B		12/6/2017	CJR	1
Chloroethane	4.4	ug/l	0.5	1.6	1	8260B		12/6/2017	CJR	1
Chloroform	< 0.96	ug/l	0.96	3.04	1	8260B		12/6/2017	CJR	1
Chloromethane	< 1.3	ug/l	1.3	4.15	1	8260B		12/6/2017	CJR	1
2-Chlorotoluene	< 0.36	ug/l	0.36	1.15	1	8260B		12/6/2017	CJR	1
4-Chlorotoluene	< 0.35	ug/l	0.35	1.11	1	8260B		12/6/2017	CJR	1
1,2-Dibromo-3-chloropropane	< 1.88	ug/l	1.88	5.98	1	8260B		12/6/2017	CJR	1
Dibromochloromethane	< 0.45	ug/l	0.45	1.44	1	8260B		12/6/2017	CJR	1
1,4-Dichlorobenzene	< 0.42	ug/l	0.42	1.34	1	8260B		12/6/2017	CJR	1
1,3-Dichlorobenzene	< 0.45	ug/l	0.45	1.43	1	8260B		12/6/2017	CJR	1
1,2-Dichlorobenzene	< 0.34	ug/l	0.34	1.09	1	8260B		12/6/2017	CJR	1
Dichlorodifluoromethane	< 0.38	ug/l	0.38	1.2	1	8260B		12/6/2017	CJR	1
1,2-Dichloroethane	< 0.45	ug/l	0.45	1.43	1	8260B		12/6/2017	CJR	1
1,1-Dichloroethane	6.9	ug/l	0.42	1.34	1	8260B		12/6/2017	CJR	1
1,1-Dichloroethene	1.45 "J"	ug/l	0.46	1.47	1	8260B		12/6/2017	CJR	1
cis-1,2-Dichloroethene	0.84 "J"	ug/l	0.41	1.29	1	8260B		12/6/2017	CJR	1
trans-1,2-Dichloroethene	< 0.35	ug/l	0.35	1.12	1	8260B		12/6/2017	CJR	1
1,2-Dichloropropane	< 0.39	ug/l	0.39	1.24	1	8260B		12/6/2017	CJR	1
1,3-Dichloropropane	< 0.49	ug/l	0.49	1.55	1	8260B		12/6/2017	CJR	1
trans-1,3-Dichloropropene	< 0.42	ug/l	0.42	1.33	1	8260B		12/6/2017	CJR	1
cis-1,3-Dichloropropene	< 0.21	ug/l	0.21	0.65	1	8260B		12/6/2017	CJR	1
Di-isopropyl ether	< 0.26	ug/l	0.26	0.83	1	8260B		12/6/2017	CJR	1
EDB (1,2-Dibromoethane)	< 0.34	ug/l	0.34	1.09	1	8260B		12/6/2017	CJR	1
Ethylbenzene	< 0.2	ug/l	0.2	0.63	1	8260B		12/6/2017	CJR	1
Hexachlorobutadiene	< 1.47	ug/l	1.47	4.68	1	8260B		12/6/2017	CJR	1
Isopropylbenzene	< 0.29	ug/l	0.29	0.93	1	8260B		12/6/2017	CJR	1
p-Isopropyltoluene	< 0.28	ug/l	0.28	0.91	1	8260B		12/6/2017	CJR	1
Methylene chloride	< 0.94	ug/l	0.94	2.98	1	8260B		12/6/2017	CJR	1
Methyl tert-butyl ether (MTBE)	< 0.82	ug/l	0.82	2.6	1	8260B		12/6/2017	CJR	1
Naphthalene	< 2.17	ug/l	2.17	6.9	1	8260B		12/6/2017	CJR	1
n-Propylbenzene	< 0.19	ug/l	0.19	0.62	1	8260B		12/6/2017	CJR	1
1,1,2,2-Tetrachloroethane	< 0.69	ug/l	0.69	2.21	1	8260B		12/6/2017	CJR	1
1,1,1,2-Tetrachloroethane	< 0.47	ug/l	0.47	1.48	1	8260B		12/6/2017	CJR	1
Tetrachloroethene	1.98	ug/l	0.48	1.52	1	8260B		12/6/2017	CJR	1
Toluene	< 0.67	ug/l	0.67	2.13	1	8260B		12/6/2017	CJR	1
1,2,4-Trichlorobenzene	< 1.29	ug/l	1.29	4.1	1	8260B		12/6/2017	CJR	1
1,2,3-Trichlorobenzene	< 0.83	ug/l	0.83	2.63	1	8260B		12/6/2017	CJR	1
1,1,1-Trichloroethane	11.5	ug/l	0.35	1.11	1	8260B		12/6/2017	CJR	1
1,1,2-Trichloroethane	< 0.65	ug/l	0.65	2.06	1	8260B		12/6/2017	CJR	1
Trichloroethene (TCE)	7.1	ug/l	0.45	1.43	1	8260B		12/6/2017	CJR	1
Trichlorofluoromethane	< 0.64	ug/l	0.64	2.04	1	8260B		12/6/2017	CJR	1
1,2,4-Trimethylbenzene	< 1.14	ug/l	1.14	3.63	1	8260B		12/6/2017	CJR	1

Project Name ACME GALVANIZING **Invoice #** E33990
Project # 12884

Lab Code 5033990N
Sample ID MW-4A
Sample Matrix Water
Sample Date 12/1/2017

	Result	Unit	LOD	LOQ	Dil	Method	Ext Date	Run Date	Analyst	Code
1,3,5-Trimethylbenzene	< 0.91	ug/l	0.91	2.9	1	8260B		12/6/2017	CJR	1
Vinyl Chloride	4.0	ug/l	0.19	0.62	1	8260B		12/6/2017	CJR	1
m&p-Xylene	< 1.56	ug/l	1.56	4.95	1	8260B		12/6/2017	CJR	1
o-Xylene	< 0.39	ug/l	0.39	1.25	1	8260B		12/6/2017	CJR	1
SUR - 1,2-Dichloroethane-d4	97	REC %			1	8260B		12/6/2017	CJR	1
SUR - 4-Bromofluorobenzene	105	REC %			1	8260B		12/6/2017	CJR	1
SUR - Dibromofluoromethane	105	REC %			1	8260B		12/6/2017	CJR	1
SUR - Toluene-d8	99	REC %			1	8260B		12/6/2017	CJR	1

Project Name ACME GALVANIZING **Invoice #** E33990
Project # 12884

Lab Code 5033990O
Sample ID MW-5A
Sample Matrix Water
Sample Date 12/1/2017

	Result	Unit	LOD	LOQ	Dil	Method	Ext Date	Run Date	Analyst	Code
Organic										
VOC's										
Benzene	< 17	ug/l	17	55	100	8260B		12/6/2017	CJR	1
Bromobenzene	< 43	ug/l	43	137	100	8260B		12/6/2017	CJR	1
Bromodichloromethane	< 31	ug/l	31	100	100	8260B		12/6/2017	CJR	1
Bromoform	< 49	ug/l	49	156	100	8260B		12/6/2017	CJR	1
tert-Butylbenzene	< 39	ug/l	39	123	100	8260B		12/6/2017	CJR	1
sec-Butylbenzene	< 24	ug/l	24	76	100	8260B		12/6/2017	CJR	1
n-Butylbenzene	< 34	ug/l	34	108	100	8260B		12/6/2017	CJR	1
Carbon Tetrachloride	< 21	ug/l	21	68	100	8260B		12/6/2017	CJR	1
Chlorobenzene	< 27	ug/l	27	86	100	8260B		12/6/2017	CJR	1
Chloroethane	< 50	ug/l	50	160	100	8260B		12/6/2017	CJR	1
Chloroform	< 96	ug/l	96	304	100	8260B		12/6/2017	CJR	1
Chloromethane	< 130	ug/l	130	415	100	8260B		12/6/2017	CJR	1
2-Chlorotoluene	< 36	ug/l	36	115	100	8260B		12/6/2017	CJR	1
4-Chlorotoluene	< 35	ug/l	35	111	100	8260B		12/6/2017	CJR	1
1,2-Dibromo-3-chloropropane	< 188	ug/l	188	598	100	8260B		12/6/2017	CJR	1
Dibromochloromethane	< 45	ug/l	45	144	100	8260B		12/6/2017	CJR	1
1,4-Dichlorobenzene	< 42	ug/l	42	134	100	8260B		12/6/2017	CJR	1
1,3-Dichlorobenzene	< 45	ug/l	45	143	100	8260B		12/6/2017	CJR	1
1,2-Dichlorobenzene	< 34	ug/l	34	109	100	8260B		12/6/2017	CJR	1
Dichlorodifluoromethane	< 38	ug/l	38	120	100	8260B		12/6/2017	CJR	1
1,2-Dichloroethane	< 45	ug/l	45	143	100	8260B		12/6/2017	CJR	1
1,1-Dichloroethane	155	ug/l	42	134	100	8260B		12/6/2017	CJR	1
1,1-Dichloroethene	182	ug/l	46	147	100	8260B		12/6/2017	CJR	1
cis-1,2-Dichloroethene	< 41	ug/l	41	129	100	8260B		12/6/2017	CJR	1
trans-1,2-Dichloroethene	< 35	ug/l	35	112	100	8260B		12/6/2017	CJR	1
1,2-Dichloropropane	< 39	ug/l	39	124	100	8260B		12/6/2017	CJR	1
1,3-Dichloropropane	< 49	ug/l	49	155	100	8260B		12/6/2017	CJR	1
trans-1,3-Dichloropropene	< 42	ug/l	42	133	100	8260B		12/6/2017	CJR	1
cis-1,3-Dichloropropene	< 21	ug/l	21	65	100	8260B		12/6/2017	CJR	1
Di-isopropyl ether	< 26	ug/l	26	83	100	8260B		12/6/2017	CJR	1
EDB (1,2-Dibromoethane)	< 34	ug/l	34	109	100	8260B		12/6/2017	CJR	1
Ethylbenzene	< 20	ug/l	20	63	100	8260B		12/6/2017	CJR	1
Hexachlorobutadiene	< 147	ug/l	147	468	100	8260B		12/6/2017	CJR	1
Isopropylbenzene	< 29	ug/l	29	93	100	8260B		12/6/2017	CJR	1
p-Isopropyltoluene	< 28	ug/l	28	91	100	8260B		12/6/2017	CJR	1
Methylene chloride	< 94	ug/l	94	298	100	8260B		12/6/2017	CJR	1
Methyl tert-butyl ether (MTBE)	< 82	ug/l	82	260	100	8260B		12/6/2017	CJR	1
Naphthalene	< 217	ug/l	217	690	100	8260B		12/6/2017	CJR	1
n-Propylbenzene	< 19	ug/l	19	62	100	8260B		12/6/2017	CJR	1
1,1,2,2-Tetrachloroethane	< 69	ug/l	69	221	100	8260B		12/6/2017	CJR	1
1,1,1,2-Tetrachloroethane	< 47	ug/l	47	148	100	8260B		12/6/2017	CJR	1
Tetrachloroethene	< 48	ug/l	48	152	100	8260B		12/6/2017	CJR	1
Toluene	< 67	ug/l	67	213	100	8260B		12/6/2017	CJR	1
1,2,4-Trichlorobenzene	< 129	ug/l	129	410	100	8260B		12/6/2017	CJR	1
1,2,3-Trichlorobenzene	< 83	ug/l	83	263	100	8260B		12/6/2017	CJR	1
1,1,1-Trichloroethane	8400	ug/l	35	111	100	8260B		12/6/2017	CJR	1
1,1,2-Trichloroethane	< 65	ug/l	65	206	100	8260B		12/6/2017	CJR	1
Trichloroethene (TCE)	< 45	ug/l	45	143	100	8260B		12/6/2017	CJR	1
Trichlorofluoromethane	< 64	ug/l	64	204	100	8260B		12/6/2017	CJR	1
1,2,4-Trimethylbenzene	< 114	ug/l	114	363	100	8260B		12/6/2017	CJR	1

Project Name ACME GALVANIZING **Invoice #** E33990
Project # 12884

Lab Code 5033990O
Sample ID MW-5A
Sample Matrix Water
Sample Date 12/1/2017

	Result	Unit	LOD	LOQ	Dil	Method	Ext Date	Run Date	Analyst	Code
1,3,5-Trimethylbenzene	< 91	ug/l	91	290	100	8260B		12/6/2017	CJR	1
Vinyl Chloride	< 19	ug/l	19	62	100	8260B		12/6/2017	CJR	1
m&p-Xylene	< 156	ug/l	156	495	100	8260B		12/6/2017	CJR	1
o-Xylene	< 39	ug/l	39	125	100	8260B		12/6/2017	CJR	1
SUR - Toluene-d8	96	REC %			100	8260B		12/6/2017	CJR	1
SUR - 1,2-Dichloroethane-d4	103	REC %			100	8260B		12/6/2017	CJR	1
SUR - 4-Bromofluorobenzene	102	REC %			100	8260B		12/6/2017	CJR	1
SUR - Dibromofluoromethane	109	REC %			100	8260B		12/6/2017	CJR	1

Project Name ACME GALVANIZING **Invoice #** E33990
Project # 12884

Lab Code 5033990P
Sample ID DUP
Sample Matrix Water
Sample Date 12/1/2017

	Result	Unit	LOD	LOQ	Dil	Method	Ext Date	Run Date	Analyst	Code
Organic										
VOC's										
Benzene	< 17	ug/l	17	55	100	8260B		12/6/2017	CJR	1
Bromobenzene	< 43	ug/l	43	137	100	8260B		12/6/2017	CJR	1
Bromodichloromethane	< 31	ug/l	31	100	100	8260B		12/6/2017	CJR	1
Bromoform	< 49	ug/l	49	156	100	8260B		12/6/2017	CJR	1
tert-Butylbenzene	< 39	ug/l	39	123	100	8260B		12/6/2017	CJR	1
sec-Butylbenzene	< 24	ug/l	24	76	100	8260B		12/6/2017	CJR	1
n-Butylbenzene	< 34	ug/l	34	108	100	8260B		12/6/2017	CJR	1
Carbon Tetrachloride	< 21	ug/l	21	68	100	8260B		12/6/2017	CJR	1
Chlorobenzene	< 27	ug/l	27	86	100	8260B		12/6/2017	CJR	1
Chloroethane	< 50	ug/l	50	160	100	8260B		12/6/2017	CJR	1
Chloroform	< 96	ug/l	96	304	100	8260B		12/6/2017	CJR	1
Chloromethane	< 130	ug/l	130	415	100	8260B		12/6/2017	CJR	1
2-Chlorotoluene	< 36	ug/l	36	115	100	8260B		12/6/2017	CJR	1
4-Chlorotoluene	< 35	ug/l	35	111	100	8260B		12/6/2017	CJR	1
1,2-Dibromo-3-chloropropane	< 188	ug/l	188	598	100	8260B		12/6/2017	CJR	1
Dibromochloromethane	< 45	ug/l	45	144	100	8260B		12/6/2017	CJR	1
1,4-Dichlorobenzene	< 42	ug/l	42	134	100	8260B		12/6/2017	CJR	1
1,3-Dichlorobenzene	< 45	ug/l	45	143	100	8260B		12/6/2017	CJR	1
1,2-Dichlorobenzene	< 34	ug/l	34	109	100	8260B		12/6/2017	CJR	1
Dichlorodifluoromethane	< 38	ug/l	38	120	100	8260B		12/6/2017	CJR	1
1,2-Dichloroethane	< 45	ug/l	45	143	100	8260B		12/6/2017	CJR	1
1,1-Dichloroethane	143	ug/l	42	134	100	8260B		12/6/2017	CJR	1
1,1-Dichloroethene	244	ug/l	46	147	100	8260B		12/6/2017	CJR	1
cis-1,2-Dichloroethene	< 41	ug/l	41	129	100	8260B		12/6/2017	CJR	1
trans-1,2-Dichloroethene	< 35	ug/l	35	112	100	8260B		12/6/2017	CJR	1
1,2-Dichloropropane	< 39	ug/l	39	124	100	8260B		12/6/2017	CJR	1
1,3-Dichloropropane	< 49	ug/l	49	155	100	8260B		12/6/2017	CJR	1
trans-1,3-Dichloropropene	< 42	ug/l	42	133	100	8260B		12/6/2017	CJR	1
cis-1,3-Dichloropropene	< 21	ug/l	21	65	100	8260B		12/6/2017	CJR	1
Di-isopropyl ether	< 26	ug/l	26	83	100	8260B		12/6/2017	CJR	1
EDB (1,2-Dibromoethane)	< 34	ug/l	34	109	100	8260B		12/6/2017	CJR	1
Ethylbenzene	< 20	ug/l	20	63	100	8260B		12/6/2017	CJR	1
Hexachlorobutadiene	< 147	ug/l	147	468	100	8260B		12/6/2017	CJR	1
Isopropylbenzene	< 29	ug/l	29	93	100	8260B		12/6/2017	CJR	1
p-Isopropyltoluene	< 28	ug/l	28	91	100	8260B		12/6/2017	CJR	1
Methylene chloride	< 94	ug/l	94	298	100	8260B		12/6/2017	CJR	1
Methyl tert-butyl ether (MTBE)	< 82	ug/l	82	260	100	8260B		12/6/2017	CJR	1
Naphthalene	< 217	ug/l	217	690	100	8260B		12/6/2017	CJR	1
n-Propylbenzene	< 19	ug/l	19	62	100	8260B		12/6/2017	CJR	1
1,1,2,2-Tetrachloroethane	< 69	ug/l	69	221	100	8260B		12/6/2017	CJR	1
1,1,1,2-Tetrachloroethane	< 47	ug/l	47	148	100	8260B		12/6/2017	CJR	1
Tetrachloroethene	< 48	ug/l	48	152	100	8260B		12/6/2017	CJR	1
Toluene	< 67	ug/l	67	213	100	8260B		12/6/2017	CJR	1
1,2,4-Trichlorobenzene	< 129	ug/l	129	410	100	8260B		12/6/2017	CJR	1
1,2,3-Trichlorobenzene	< 83	ug/l	83	263	100	8260B		12/6/2017	CJR	1
1,1,1-Trichloroethane	8200	ug/l	35	111	100	8260B		12/6/2017	CJR	1
1,1,2-Trichloroethane	< 65	ug/l	65	206	100	8260B		12/6/2017	CJR	1
Trichloroethene (TCE)	< 45	ug/l	45	143	100	8260B		12/6/2017	CJR	1
Trichlorofluoromethane	< 64	ug/l	64	204	100	8260B		12/6/2017	CJR	1
1,2,4-Trimethylbenzene	< 114	ug/l	114	363	100	8260B		12/6/2017	CJR	1

Project Name ACME GALVANIZING **Invoice #** E33990
Project # 12884

Lab Code 5033990P
Sample ID DUP
Sample Matrix Water
Sample Date 12/1/2017

	Result	Unit	LOD	LOQ	Dil	Method	Ext Date	Run Date	Analyst	Code
1,3,5-Trimethylbenzene	< 91	ug/l	91	290	100	8260B		12/6/2017	CJR	1
Vinyl Chloride	< 19	ug/l	19	62	100	8260B		12/6/2017	CJR	1
m&p-Xylene	< 156	ug/l	156	495	100	8260B		12/6/2017	CJR	1
o-Xylene	< 39	ug/l	39	125	100	8260B		12/6/2017	CJR	1
SUR - Toluene-d8	96	REC %			100	8260B		12/6/2017	CJR	1
SUR - Dibromofluoromethane	109	REC %			100	8260B		12/6/2017	CJR	1
SUR - 4-Bromofluorobenzene	109	REC %			100	8260B		12/6/2017	CJR	1
SUR - 1,2-Dichloroethane-d4	104	REC %			100	8260B		12/6/2017	CJR	1

Project Name ACME GALVANIZING **Invoice #** E33990
Project # 12884

Lab Code 5033990Q
Sample ID TRIP BLK
Sample Matrix Water
Sample Date 12/1/2017

	Result	Unit	LOD	LOQ	Dil	Method	Ext Date	Run Date	Analyst	Code
Organic										
VOC's										
Benzene	< 0.17	ug/l	0.17	0.55	1	8260B		12/6/2017	CJR	1
Bromobenzene	< 0.43	ug/l	0.43	1.37	1	8260B		12/6/2017	CJR	1
Bromodichloromethane	< 0.31	ug/l	0.31	1	1	8260B		12/6/2017	CJR	1
Bromoform	< 0.49	ug/l	0.49	1.56	1	8260B		12/6/2017	CJR	1
tert-Butylbenzene	< 0.39	ug/l	0.39	1.23	1	8260B		12/6/2017	CJR	1
sec-Butylbenzene	< 0.24	ug/l	0.24	0.76	1	8260B		12/6/2017	CJR	1
n-Butylbenzene	< 0.34	ug/l	0.34	1.08	1	8260B		12/6/2017	CJR	1
Carbon Tetrachloride	< 0.21	ug/l	0.21	0.68	1	8260B		12/6/2017	CJR	1
Chlorobenzene	< 0.27	ug/l	0.27	0.86	1	8260B		12/6/2017	CJR	1
Chloroethane	< 0.5	ug/l	0.5	1.6	1	8260B		12/6/2017	CJR	1
Chloroform	< 0.96	ug/l	0.96	3.04	1	8260B		12/6/2017	CJR	1
Chloromethane	< 1.3	ug/l	1.3	4.15	1	8260B		12/6/2017	CJR	1
2-Chlorotoluene	< 0.36	ug/l	0.36	1.15	1	8260B		12/6/2017	CJR	1
4-Chlorotoluene	< 0.35	ug/l	0.35	1.11	1	8260B		12/6/2017	CJR	1
1,2-Dibromo-3-chloropropane	< 1.88	ug/l	1.88	5.98	1	8260B		12/6/2017	CJR	1
Dibromochloromethane	< 0.45	ug/l	0.45	1.44	1	8260B		12/6/2017	CJR	1
1,4-Dichlorobenzene	< 0.42	ug/l	0.42	1.34	1	8260B		12/6/2017	CJR	1
1,3-Dichlorobenzene	< 0.45	ug/l	0.45	1.43	1	8260B		12/6/2017	CJR	1
1,2-Dichlorobenzene	< 0.34	ug/l	0.34	1.09	1	8260B		12/6/2017	CJR	1
Dichlorodifluoromethane	< 0.38	ug/l	0.38	1.2	1	8260B		12/6/2017	CJR	1
1,2-Dichloroethane	< 0.45	ug/l	0.45	1.43	1	8260B		12/6/2017	CJR	1
1,1-Dichloroethane	< 0.42	ug/l	0.42	1.34	1	8260B		12/6/2017	CJR	1
1,1-Dichloroethene	< 0.46	ug/l	0.46	1.47	1	8260B		12/6/2017	CJR	1
cis-1,2-Dichloroethene	< 0.41	ug/l	0.41	1.29	1	8260B		12/6/2017	CJR	1
trans-1,2-Dichloroethene	< 0.35	ug/l	0.35	1.12	1	8260B		12/6/2017	CJR	1
1,2-Dichloropropane	< 0.39	ug/l	0.39	1.24	1	8260B		12/6/2017	CJR	1
1,3-Dichloropropane	< 0.49	ug/l	0.49	1.55	1	8260B		12/6/2017	CJR	1
trans-1,3-Dichloropropene	< 0.42	ug/l	0.42	1.33	1	8260B		12/6/2017	CJR	1
cis-1,3-Dichloropropene	< 0.21	ug/l	0.21	0.65	1	8260B		12/6/2017	CJR	1
Di-isopropyl ether	< 0.26	ug/l	0.26	0.83	1	8260B		12/6/2017	CJR	1
EDB (1,2-Dibromoethane)	< 0.34	ug/l	0.34	1.09	1	8260B		12/6/2017	CJR	1
Ethylbenzene	< 0.2	ug/l	0.2	0.63	1	8260B		12/6/2017	CJR	1
Hexachlorobutadiene	< 1.47	ug/l	1.47	4.68	1	8260B		12/6/2017	CJR	1
Isopropylbenzene	< 0.29	ug/l	0.29	0.93	1	8260B		12/6/2017	CJR	1
p-Isopropyltoluene	< 0.28	ug/l	0.28	0.91	1	8260B		12/6/2017	CJR	1
Methylene chloride	71	ug/l	0.94	2.98	1	8260B		12/6/2017	CJR	1
Methyl tert-butyl ether (MTBE)	< 0.82	ug/l	0.82	2.6	1	8260B		12/6/2017	CJR	1
Naphthalene	< 2.17	ug/l	2.17	6.9	1	8260B		12/6/2017	CJR	1
n-Propylbenzene	< 0.19	ug/l	0.19	0.62	1	8260B		12/6/2017	CJR	1
1,1,2,2-Tetrachloroethane	< 0.69	ug/l	0.69	2.21	1	8260B		12/6/2017	CJR	1
1,1,1,2-Tetrachloroethane	< 0.47	ug/l	0.47	1.48	1	8260B		12/6/2017	CJR	1
Tetrachloroethene	< 0.48	ug/l	0.48	1.52	1	8260B		12/6/2017	CJR	1
Toluene	< 0.67	ug/l	0.67	2.13	1	8260B		12/6/2017	CJR	1
1,2,4-Trichlorobenzene	< 1.29	ug/l	1.29	4.1	1	8260B		12/6/2017	CJR	1
1,2,3-Trichlorobenzene	< 0.83	ug/l	0.83	2.63	1	8260B		12/6/2017	CJR	1
1,1,1-Trichloroethane	< 0.35	ug/l	0.35	1.11	1	8260B		12/6/2017	CJR	1
1,1,2-Trichloroethane	< 0.65	ug/l	0.65	2.06	1	8260B		12/6/2017	CJR	1
Trichloroethene (TCE)	< 0.45	ug/l	0.45	1.43	1	8260B		12/6/2017	CJR	1
Trichlorofluoromethane	< 0.64	ug/l	0.64	2.04	1	8260B		12/6/2017	CJR	1
1,2,4-Trimethylbenzene	< 1.14	ug/l	1.14	3.63	1	8260B		12/6/2017	CJR	1

Project Name ACME GALVANIZING **Invoice #** E33990
Project # 12884

Lab Code 5033990Q
Sample ID TRIP BLK
Sample Matrix Water
Sample Date 12/1/2017

	Result	Unit	LOD	LOQ	Dil	Method	Ext Date	Run Date	Analyst	Code
1,3,5-Trimethylbenzene	< 0.91	ug/l	0.91	2.9	1	8260B		12/6/2017	CJR	1
Vinyl Chloride	< 0.19	ug/l	0.19	0.62	1	8260B		12/6/2017	CJR	1
m&p-Xylene	< 1.56	ug/l	1.56	4.95	1	8260B		12/6/2017	CJR	1
o-Xylene	< 0.39	ug/l	0.39	1.25	1	8260B		12/6/2017	CJR	1
SUR - Toluene-d8	98	REC %			1	8260B		12/6/2017	CJR	1
SUR - 1,2-Dichloroethane-d4	103	REC %			1	8260B		12/6/2017	CJR	1
SUR - 4-Bromofluorobenzene	103	REC %			1	8260B		12/6/2017	CJR	1
SUR - Dibromofluoromethane	108	REC %			1	8260B		12/6/2017	CJR	1

"J" Flag: Analyte detected between LOD and LOQ LOD Limit of Detection LOQ Limit of Quantitation

Code	*Comment*
1	Laboratory QC within limits.

All solid sample results reported on a dry weight basis unless otherwise indicated. All LOD's and LOQ's are adjusted for dilutions but not dry weight. Subcontracted results are denoted by SUB in the analyst field.

Authorized Signature

Synergy Environmental Lab, INC.

1990 Prospect Ct., Appleton, WI 54914 *P 920-830-2455 * F 920-733-0631

JAKE KRAUSE
THE SIGMA GROUP, INC.
1300 W. CANAL STREET
MILWAUKEE, WI 53233

Report Date *11-Jan-18*

Project Name ACME GALVANIZING **Invoice #** E34101
Project # 12884

Lab Code 5034101A
Sample ID TW-1
Sample Matrix Water
Sample Date 1/5/2018

	Result	Unit	LOD	LOQ	Dil	Method	Ext Date	Run Date	Analyst	Code
Organic										
VOC's										
Benzene	< 0.17	ug/l	0.17	0.55	1	8260B		1/9/2018	CJR	1
Bromobenzene	< 0.43	ug/l	0.43	1.37	1	8260B		1/9/2018	CJR	1
Bromodichloromethane	< 0.31	ug/l	0.31	1	1	8260B		1/9/2018	CJR	1
Bromoform	< 0.49	ug/l	0.49	1.56	1	8260B		1/9/2018	CJR	1
tert-Butylbenzene	< 0.39	ug/l	0.39	1.23	1	8260B		1/9/2018	CJR	1
sec-Butylbenzene	< 0.24	ug/l	0.24	0.76	1	8260B		1/9/2018	CJR	1
n-Butylbenzene	< 0.34	ug/l	0.34	1.08	1	8260B		1/9/2018	CJR	1
Carbon Tetrachloride	< 0.21	ug/l	0.21	0.68	1	8260B		1/9/2018	CJR	1
Chlorobenzene	< 0.27	ug/l	0.27	0.86	1	8260B		1/9/2018	CJR	1
Chloroethane	< 0.5	ug/l	0.5	1.6	1	8260B		1/9/2018	CJR	1
Chloroform	< 0.96	ug/l	0.96	3.04	1	8260B		1/9/2018	CJR	1
Chloromethane	< 1.3	ug/l	1.3	4.15	1	8260B		1/9/2018	CJR	1
2-Chlorotoluene	< 0.36	ug/l	0.36	1.15	1	8260B		1/9/2018	CJR	1
4-Chlorotoluene	< 0.35	ug/l	0.35	1.11	1	8260B		1/9/2018	CJR	1
1,2-Dibromo-3-chloropropane	< 1.88	ug/l	1.88	5.98	1	8260B		1/9/2018	CJR	1
Dibromochloromethane	< 0.45	ug/l	0.45	1.44	1	8260B		1/9/2018	CJR	1
1,4-Dichlorobenzene	< 0.42	ug/l	0.42	1.34	1	8260B		1/9/2018	CJR	1
1,3-Dichlorobenzene	< 0.45	ug/l	0.45	1.43	1	8260B		1/9/2018	CJR	1
1,2-Dichlorobenzene	< 0.34	ug/l	0.34	1.09	1	8260B		1/9/2018	CJR	1
Dichlorodifluoromethane	< 0.38	ug/l	0.38	1.2	1	8260B		1/9/2018	CJR	1
1,2-Dichloroethane	< 0.45	ug/l	0.45	1.43	1	8260B		1/9/2018	CJR	1
1,1-Dichloroethane	8.1	ug/l	0.42	1.34	1	8260B		1/9/2018	CJR	1
1,1-Dichloroethene	0.63 "J"	ug/l	0.46	1.47	1	8260B		1/9/2018	CJR	1
cis-1,2-Dichloroethene	151	ug/l	0.41	1.29	1	8260B		1/9/2018	CJR	1
trans-1,2-Dichloroethene	124	ug/l	0.35	1.12	1	8260B		1/9/2018	CJR	1
1,2-Dichloropropane	< 0.39	ug/l	0.39	1.24	1	8260B		1/9/2018	CJR	1
1,3-Dichloropropane	< 0.49	ug/l	0.49	1.55	1	8260B		1/9/2018	CJR	1
trans-1,3-Dichloropropene	< 0.42	ug/l	0.42	1.33	1	8260B		1/9/2018	CJR	1
cis-1,3-Dichloropropene	< 0.21	ug/l	0.21	0.65	1	8260B		1/9/2018	CJR	1

Project Name ACME GALVANIZING **Invoice #** E34101
Project # 12884

Lab Code 5034101A
Sample ID TW-1
Sample Matrix Water
Sample Date 1/5/2018

	Result	Unit	LOD	LOQ	Dil	Method	Ext Date	Run Date	Analyst	Code
Di-isopropyl ether	< 0.26	ug/l	0.26	0.83	1	8260B		1/9/2018	CJR	1
EDB (1,2-Dibromoethane)	< 0.34	ug/l	0.34	1.09	1	8260B		1/9/2018	CJR	1
Ethylbenzene	< 0.2	ug/l	0.2	0.63	1	8260B		1/9/2018	CJR	1
Hexachlorobutadiene	< 1.47	ug/l	1.47	4.68	1	8260B		1/9/2018	CJR	1
Isopropylbenzene	< 0.29	ug/l	0.29	0.93	1	8260B		1/9/2018	CJR	1
p-Isopropyltoluene	< 0.28	ug/l	0.28	0.91	1	8260B		1/9/2018	CJR	1
Methylene chloride	< 0.94	ug/l	0.94	2.98	1	8260B		1/9/2018	CJR	1
Methyl tert-butyl ether (MTBE)	< 0.82	ug/l	0.82	2.6	1	8260B		1/9/2018	CJR	1
Naphthalene	< 2.17	ug/l	2.17	6.9	1	8260B		1/9/2018	CJR	1
n-Propylbenzene	< 0.19	ug/l	0.19	0.62	1	8260B		1/9/2018	CJR	1
1,1,2,2-Tetrachloroethane	< 0.69	ug/l	0.69	2.21	1	8260B		1/9/2018	CJR	1
1,1,1,2-Tetrachloroethane	< 0.47	ug/l	0.47	1.48	1	8260B		1/9/2018	CJR	1
Tetrachloroethene	< 0.48	ug/l	0.48	1.52	1	8260B		1/9/2018	CJR	1
Toluene	< 0.67	ug/l	0.67	2.13	1	8260B		1/9/2018	CJR	1
1,2,4-Trichlorobenzene	< 1.29	ug/l	1.29	4.1	1	8260B		1/9/2018	CJR	1
1,2,3-Trichlorobenzene	< 0.83	ug/l	0.83	2.63	1	8260B		1/9/2018	CJR	1
1,1,1-Trichloroethane	< 0.35	ug/l	0.35	1.11	1	8260B		1/9/2018	CJR	1
1,1,2-Trichloroethane	< 0.65	ug/l	0.65	2.06	1	8260B		1/9/2018	CJR	1
Trichloroethene (TCE)	2.82	ug/l	0.45	1.43	1	8260B		1/9/2018	CJR	1
Trichlorofluoromethane	< 0.64	ug/l	0.64	2.04	1	8260B		1/9/2018	CJR	1
1,2,4-Trimethylbenzene	< 1.14	ug/l	1.14	3.63	1	8260B		1/9/2018	CJR	1
1,3,5-Trimethylbenzene	< 0.91	ug/l	0.91	2.9	1	8260B		1/9/2018	CJR	1
Vinyl Chloride	18.1	ug/l	0.19	0.62	1	8260B		1/9/2018	CJR	1
m&p-Xylene	< 1.56	ug/l	1.56	4.95	1	8260B		1/9/2018	CJR	1
o-Xylene	< 0.39	ug/l	0.39	1.25	1	8260B		1/9/2018	CJR	1
SUR - Toluene-d8	99	REC %			1	8260B		1/9/2018	CJR	1
SUR - 1,2-Dichloroethane-d4	101	REC %			1	8260B		1/9/2018	CJR	1
SUR - 4-Bromofluorobenzene	94	REC %			1	8260B		1/9/2018	CJR	1
SUR - Dibromofluoromethane	109	REC %			1	8260B		1/9/2018	CJR	1

Project Name ACME GALVANIZING **Invoice #** E34101
Project # 12884

Lab Code 5034101B
Sample ID TW-2
Sample Matrix Water
Sample Date 1/5/2018

	Result	Unit	LOD	LOQ	Dil	Method	Ext Date	Run Date	Analyst	Code
Organic										
VOC's										
Benzene	0.21 "J"	ug/l	0.17	0.55	1	8260B		1/9/2018	CJR	1
Bromobenzene	< 0.43	ug/l	0.43	1.37	1	8260B		1/9/2018	CJR	1
Bromodichloromethane	< 0.31	ug/l	0.31	1	1	8260B		1/9/2018	CJR	1
Bromoform	< 0.49	ug/l	0.49	1.56	1	8260B		1/9/2018	CJR	1
tert-Butylbenzene	< 0.39	ug/l	0.39	1.23	1	8260B		1/9/2018	CJR	1
sec-Butylbenzene	< 0.24	ug/l	0.24	0.76	1	8260B		1/9/2018	CJR	1
n-Butylbenzene	< 0.34	ug/l	0.34	1.08	1	8260B		1/9/2018	CJR	1
Carbon Tetrachloride	< 0.21	ug/l	0.21	0.68	1	8260B		1/9/2018	CJR	1
Chlorobenzene	< 0.27	ug/l	0.27	0.86	1	8260B		1/9/2018	CJR	1
Chloroethane	< 0.5	ug/l	0.5	1.6	1	8260B		1/9/2018	CJR	1
Chloroform	< 0.96	ug/l	0.96	3.04	1	8260B		1/9/2018	CJR	1
Chloromethane	< 1.3	ug/l	1.3	4.15	1	8260B		1/9/2018	CJR	1
2-Chlorotoluene	< 0.36	ug/l	0.36	1.15	1	8260B		1/9/2018	CJR	1
4-Chlorotoluene	< 0.35	ug/l	0.35	1.11	1	8260B		1/9/2018	CJR	1
1,2-Dibromo-3-chloropropane	< 1.88	ug/l	1.88	5.98	1	8260B		1/9/2018	CJR	1
Dibromochloromethane	< 0.45	ug/l	0.45	1.44	1	8260B		1/9/2018	CJR	1
1,4-Dichlorobenzene	< 0.42	ug/l	0.42	1.34	1	8260B		1/9/2018	CJR	1
1,3-Dichlorobenzene	< 0.45	ug/l	0.45	1.43	1	8260B		1/9/2018	CJR	1
1,2-Dichlorobenzene	< 0.34	ug/l	0.34	1.09	1	8260B		1/9/2018	CJR	1
Dichlorodifluoromethane	< 0.38	ug/l	0.38	1.2	1	8260B		1/9/2018	CJR	1
1,2-Dichloroethane	< 0.45	ug/l	0.45	1.43	1	8260B		1/9/2018	CJR	1
1,1-Dichloroethane	0.67 "J"	ug/l	0.42	1.34	1	8260B		1/9/2018	CJR	1
1,1-Dichloroethene	1.15 "J"	ug/l	0.46	1.47	1	8260B		1/9/2018	CJR	1
cis-1,2-Dichloroethene	10.4	ug/l	0.41	1.29	1	8260B		1/9/2018	CJR	1
trans-1,2-Dichloroethene	2.95	ug/l	0.35	1.12	1	8260B		1/9/2018	CJR	1
1,2-Dichloropropane	< 0.39	ug/l	0.39	1.24	1	8260B		1/9/2018	CJR	1
1,3-Dichloropropane	< 0.49	ug/l	0.49	1.55	1	8260B		1/9/2018	CJR	1
trans-1,3-Dichloropropene	< 0.42	ug/l	0.42	1.33	1	8260B		1/9/2018	CJR	1
cis-1,3-Dichloropropene	< 0.21	ug/l	0.21	0.65	1	8260B		1/9/2018	CJR	1
Di-isopropyl ether	< 0.26	ug/l	0.26	0.83	1	8260B		1/9/2018	CJR	1
EDB (1,2-Dibromoethane)	< 0.34	ug/l	0.34	1.09	1	8260B		1/9/2018	CJR	1
Ethylbenzene	< 0.2	ug/l	0.2	0.63	1	8260B		1/9/2018	CJR	1
Hexachlorobutadiene	< 1.47	ug/l	1.47	4.68	1	8260B		1/9/2018	CJR	1
Isopropylbenzene	< 0.29	ug/l	0.29	0.93	1	8260B		1/9/2018	CJR	1
p-Isopropyltoluene	< 0.28	ug/l	0.28	0.91	1	8260B		1/9/2018	CJR	1
Methylene chloride	< 0.94	ug/l	0.94	2.98	1	8260B		1/9/2018	CJR	1
Methyl tert-butyl ether (MTBE)	< 0.82	ug/l	0.82	2.6	1	8260B		1/9/2018	CJR	1
Naphthalene	< 2.17	ug/l	2.17	6.9	1	8260B		1/9/2018	CJR	1
n-Propylbenzene	< 0.19	ug/l	0.19	0.62	1	8260B		1/9/2018	CJR	1
1,1,2,2-Tetrachloroethane	< 0.69	ug/l	0.69	2.21	1	8260B		1/9/2018	CJR	1
1,1,1,2-Tetrachloroethane	< 0.47	ug/l	0.47	1.48	1	8260B		1/9/2018	CJR	1
Tetrachloroethene	< 0.48	ug/l	0.48	1.52	1	8260B		1/9/2018	CJR	1
Toluene	< 0.67	ug/l	0.67	2.13	1	8260B		1/9/2018	CJR	1
1,2,4-Trichlorobenzene	< 1.29	ug/l	1.29	4.1	1	8260B		1/9/2018	CJR	1
1,2,3-Trichlorobenzene	< 0.83	ug/l	0.83	2.63	1	8260B		1/9/2018	CJR	1
1,1,1-Trichloroethane	2.83	ug/l	0.35	1.11	1	8260B		1/9/2018	CJR	1
1,1,2-Trichloroethane	< 0.65	ug/l	0.65	2.06	1	8260B		1/9/2018	CJR	1
Trichloroethene (TCE)	150	ug/l	0.45	1.43	1	8260B		1/9/2018	CJR	1
Trichlorofluoromethane	< 0.64	ug/l	0.64	2.04	1	8260B		1/9/2018	CJR	1
1,2,4-Trimethylbenzene	< 1.14	ug/l	1.14	3.63	1	8260B		1/9/2018	CJR	1

Project Name ACME GALVANIZING **Invoice #** E34101
Project # 12884

Lab Code 5034101B
Sample ID TW-2
Sample Matrix Water
Sample Date 1/5/2018

	Result	Unit	LOD	LOQ	Dil	Method	Ext Date	Run Date	Analyst	Code
1,3,5-Trimethylbenzene	< 0.91	ug/l	0.91	2.9	1	8260B		1/9/2018	CJR	1
Vinyl Chloride	< 0.19	ug/l	0.19	0.62	1	8260B		1/9/2018	CJR	1
m&p-Xylene	< 1.56	ug/l	1.56	4.95	1	8260B		1/9/2018	CJR	1
o-Xylene	< 0.39	ug/l	0.39	1.25	1	8260B		1/9/2018	CJR	1
SUR - Dibromofluoromethane	106	REC %			1	8260B		1/9/2018	CJR	1
SUR - 1,2-Dichloroethane-d4	99	REC %			1	8260B		1/9/2018	CJR	1
SUR - 4-Bromofluorobenzene	95	REC %			1	8260B		1/9/2018	CJR	1
SUR - Toluene-d8	97	REC %			1	8260B		1/9/2018	CJR	1

Project Name ACME GALVANIZING **Invoice #** E34101
Project # 12884

Lab Code 5034101C
Sample ID TW-3
Sample Matrix Water
Sample Date 1/5/2018

	Result	Unit	LOD	LOQ	Dil	Method	Ext Date	Run Date	Analyst	Code
Organic										
VOC's										
Benzene	< 0.17	ug/l	0.17	0.55	1	8260B		1/9/2018	CJR	1
Bromobenzene	< 0.43	ug/l	0.43	1.37	1	8260B		1/9/2018	CJR	1
Bromodichloromethane	< 0.31	ug/l	0.31	1	1	8260B		1/9/2018	CJR	1
Bromoform	< 0.49	ug/l	0.49	1.56	1	8260B		1/9/2018	CJR	1
tert-Butylbenzene	< 0.39	ug/l	0.39	1.23	1	8260B		1/9/2018	CJR	1
sec-Butylbenzene	< 0.24	ug/l	0.24	0.76	1	8260B		1/9/2018	CJR	1
n-Butylbenzene	< 0.34	ug/l	0.34	1.08	1	8260B		1/9/2018	CJR	1
Carbon Tetrachloride	< 0.21	ug/l	0.21	0.68	1	8260B		1/9/2018	CJR	1
Chlorobenzene	< 0.27	ug/l	0.27	0.86	1	8260B		1/9/2018	CJR	1
Chloroethane	< 0.5	ug/l	0.5	1.6	1	8260B		1/9/2018	CJR	1
Chloroform	< 0.96	ug/l	0.96	3.04	1	8260B		1/9/2018	CJR	1
Chloromethane	< 1.3	ug/l	1.3	4.15	1	8260B		1/9/2018	CJR	1
2-Chlorotoluene	< 0.36	ug/l	0.36	1.15	1	8260B		1/9/2018	CJR	1
4-Chlorotoluene	< 0.35	ug/l	0.35	1.11	1	8260B		1/9/2018	CJR	1
1,2-Dibromo-3-chloropropane	< 1.88	ug/l	1.88	5.98	1	8260B		1/9/2018	CJR	1
Dibromochloromethane	< 0.45	ug/l	0.45	1.44	1	8260B		1/9/2018	CJR	1
1,4-Dichlorobenzene	< 0.42	ug/l	0.42	1.34	1	8260B		1/9/2018	CJR	1
1,3-Dichlorobenzene	< 0.45	ug/l	0.45	1.43	1	8260B		1/9/2018	CJR	1
1,2-Dichlorobenzene	< 0.34	ug/l	0.34	1.09	1	8260B		1/9/2018	CJR	1
Dichlorodifluoromethane	< 0.38	ug/l	0.38	1.2	1	8260B		1/9/2018	CJR	1
1,2-Dichloroethane	< 0.45	ug/l	0.45	1.43	1	8260B		1/9/2018	CJR	1
1,1-Dichloroethane	9.1	ug/l	0.42	1.34	1	8260B		1/9/2018	CJR	1
1,1-Dichloroethene	7.1	ug/l	0.46	1.47	1	8260B		1/9/2018	CJR	1
cis-1,2-Dichloroethene	10.9	ug/l	0.41	1.29	1	8260B		1/9/2018	CJR	1
trans-1,2-Dichloroethene	2.67	ug/l	0.35	1.12	1	8260B		1/9/2018	CJR	1
1,2-Dichloropropane	< 0.39	ug/l	0.39	1.24	1	8260B		1/9/2018	CJR	1
1,3-Dichloropropane	< 0.49	ug/l	0.49	1.55	1	8260B		1/9/2018	CJR	1
trans-1,3-Dichloropropene	< 0.42	ug/l	0.42	1.33	1	8260B		1/9/2018	CJR	1
cis-1,3-Dichloropropene	< 0.21	ug/l	0.21	0.65	1	8260B		1/9/2018	CJR	1
Di-isopropyl ether	< 0.26	ug/l	0.26	0.83	1	8260B		1/9/2018	CJR	1
EDB (1,2-Dibromoethane)	< 0.34	ug/l	0.34	1.09	1	8260B		1/9/2018	CJR	1
Ethylbenzene	< 0.2	ug/l	0.2	0.63	1	8260B		1/9/2018	CJR	1
Hexachlorobutadiene	< 1.47	ug/l	1.47	4.68	1	8260B		1/9/2018	CJR	1
Isopropylbenzene	< 0.29	ug/l	0.29	0.93	1	8260B		1/9/2018	CJR	1
p-Isopropyltoluene	< 0.28	ug/l	0.28	0.91	1	8260B		1/9/2018	CJR	1
Methylene chloride	< 0.94	ug/l	0.94	2.98	1	8260B		1/9/2018	CJR	1
Methyl tert-butyl ether (MTBE)	< 0.82	ug/l	0.82	2.6	1	8260B		1/9/2018	CJR	1
Naphthalene	< 2.17	ug/l	2.17	6.9	1	8260B		1/9/2018	CJR	1
n-Propylbenzene	< 0.19	ug/l	0.19	0.62	1	8260B		1/9/2018	CJR	1
1,1,2,2-Tetrachloroethane	< 0.69	ug/l	0.69	2.21	1	8260B		1/9/2018	CJR	1
1,1,1,2-Tetrachloroethane	< 0.47	ug/l	0.47	1.48	1	8260B		1/9/2018	CJR	1
Tetrachloroethene	< 0.48	ug/l	0.48	1.52	1	8260B		1/9/2018	CJR	1
Toluene	< 0.67	ug/l	0.67	2.13	1	8260B		1/9/2018	CJR	1
1,2,4-Trichlorobenzene	< 1.29	ug/l	1.29	4.1	1	8260B		1/9/2018	CJR	1
1,2,3-Trichlorobenzene	< 0.83	ug/l	0.83	2.63	1	8260B		1/9/2018	CJR	1
1,1,1-Trichloroethane	25.5	ug/l	0.35	1.11	1	8260B		1/9/2018	CJR	1
1,1,2-Trichloroethane	< 0.65	ug/l	0.65	2.06	1	8260B		1/9/2018	CJR	1
Trichloroethene (TCE)	109	ug/l	0.45	1.43	1	8260B		1/9/2018	CJR	1
Trichlorofluoromethane	< 0.64	ug/l	0.64	2.04	1	8260B		1/9/2018	CJR	1
1,2,4-Trimethylbenzene	< 1.14	ug/l	1.14	3.63	1	8260B		1/9/2018	CJR	1

Project Name ACME GALVANIZING **Invoice #** E34101
Project # 12884

Lab Code 5034101C
Sample ID TW-3
Sample Matrix Water
Sample Date 1/5/2018

	Result	Unit	LOD	LOQ	Dil	Method	Ext Date	Run Date	Analyst	Code
1,3,5-Trimethylbenzene	< 0.91	ug/l	0.91	2.9	1	8260B		1/9/2018	CJR	1
Vinyl Chloride	0.56 "J"	ug/l	0.19	0.62	1	8260B		1/9/2018	CJR	1
m&p-Xylene	< 1.56	ug/l	1.56	4.95	1	8260B		1/9/2018	CJR	1
o-Xylene	< 0.39	ug/l	0.39	1.25	1	8260B		1/9/2018	CJR	1
SUR - Toluene-d8	99	REC %			1	8260B		1/9/2018	CJR	1
SUR - 1,2-Dichloroethane-d4	95	REC %			1	8260B		1/9/2018	CJR	1
SUR - 4-Bromofluorobenzene	96	REC %			1	8260B		1/9/2018	CJR	1
SUR - Dibromofluoromethane	105	REC %			1	8260B		1/9/2018	CJR	1

Project Name ACME GALVANIZING **Invoice #** E34101
Project # 12884

Lab Code 5034101D
Sample ID TRIP BLANK
Sample Matrix Water
Sample Date 1/5/2018

	Result	Unit	LOD	LOQ	Dil	Method	Ext Date	Run Date	Analyst	Code
Organic										
VOC's										
Benzene	< 0.17	ug/l	0.17	0.55	1	8260B		1/8/2018	CJR	1
Bromobenzene	< 0.43	ug/l	0.43	1.37	1	8260B		1/8/2018	CJR	1
Bromodichloromethane	< 0.31	ug/l	0.31	1	1	8260B		1/8/2018	CJR	1
Bromoform	< 0.49	ug/l	0.49	1.56	1	8260B		1/8/2018	CJR	1
tert-Butylbenzene	< 0.39	ug/l	0.39	1.23	1	8260B		1/8/2018	CJR	1
sec-Butylbenzene	< 0.24	ug/l	0.24	0.76	1	8260B		1/8/2018	CJR	1
n-Butylbenzene	< 0.34	ug/l	0.34	1.08	1	8260B		1/8/2018	CJR	1
Carbon Tetrachloride	< 0.21	ug/l	0.21	0.68	1	8260B		1/8/2018	CJR	1
Chlorobenzene	< 0.27	ug/l	0.27	0.86	1	8260B		1/8/2018	CJR	1
Chloroethane	< 0.5	ug/l	0.5	1.6	1	8260B		1/8/2018	CJR	1
Chloroform	< 0.96	ug/l	0.96	3.04	1	8260B		1/8/2018	CJR	1
Chloromethane	< 1.3	ug/l	1.3	4.15	1	8260B		1/8/2018	CJR	1
2-Chlorotoluene	< 0.36	ug/l	0.36	1.15	1	8260B		1/8/2018	CJR	1
4-Chlorotoluene	< 0.35	ug/l	0.35	1.11	1	8260B		1/8/2018	CJR	1
1,2-Dibromo-3-chloropropane	< 1.88	ug/l	1.88	5.98	1	8260B		1/8/2018	CJR	1
Dibromochloromethane	< 0.45	ug/l	0.45	1.44	1	8260B		1/8/2018	CJR	1
1,4-Dichlorobenzene	< 0.42	ug/l	0.42	1.34	1	8260B		1/8/2018	CJR	1
1,3-Dichlorobenzene	< 0.45	ug/l	0.45	1.43	1	8260B		1/8/2018	CJR	1
1,2-Dichlorobenzene	< 0.34	ug/l	0.34	1.09	1	8260B		1/8/2018	CJR	1
Dichlorodifluoromethane	< 0.38	ug/l	0.38	1.2	1	8260B		1/8/2018	CJR	1
1,2-Dichloroethane	< 0.45	ug/l	0.45	1.43	1	8260B		1/8/2018	CJR	1
1,1-Dichloroethane	< 0.42	ug/l	0.42	1.34	1	8260B		1/8/2018	CJR	1
1,1-Dichloroethene	< 0.46	ug/l	0.46	1.47	1	8260B		1/8/2018	CJR	1
cis-1,2-Dichloroethene	< 0.41	ug/l	0.41	1.29	1	8260B		1/8/2018	CJR	1
trans-1,2-Dichloroethene	< 0.35	ug/l	0.35	1.12	1	8260B		1/8/2018	CJR	1
1,2-Dichloropropane	< 0.39	ug/l	0.39	1.24	1	8260B		1/8/2018	CJR	1
1,3-Dichloropropane	< 0.49	ug/l	0.49	1.55	1	8260B		1/8/2018	CJR	1
trans-1,3-Dichloropropene	< 0.42	ug/l	0.42	1.33	1	8260B		1/8/2018	CJR	1
cis-1,3-Dichloropropene	< 0.21	ug/l	0.21	0.65	1	8260B		1/8/2018	CJR	1
Di-isopropyl ether	< 0.26	ug/l	0.26	0.83	1	8260B		1/8/2018	CJR	1
EDB (1,2-Dibromoethane)	< 0.34	ug/l	0.34	1.09	1	8260B		1/8/2018	CJR	1
Ethylbenzene	< 0.2	ug/l	0.2	0.63	1	8260B		1/8/2018	CJR	1
Hexachlorobutadiene	< 1.47	ug/l	1.47	4.68	1	8260B		1/8/2018	CJR	1
Isopropylbenzene	< 0.29	ug/l	0.29	0.93	1	8260B		1/8/2018	CJR	1
p-Isopropyltoluene	< 0.28	ug/l	0.28	0.91	1	8260B		1/8/2018	CJR	1
Methylene chloride	< 0.94	ug/l	0.94	2.98	1	8260B		1/8/2018	CJR	1
Methyl tert-butyl ether (MTBE)	< 0.82	ug/l	0.82	2.6	1	8260B		1/8/2018	CJR	1
Naphthalene	< 2.17	ug/l	2.17	6.9	1	8260B		1/8/2018	CJR	1
n-Propylbenzene	< 0.19	ug/l	0.19	0.62	1	8260B		1/8/2018	CJR	1
1,1,2,2-Tetrachloroethane	< 0.69	ug/l	0.69	2.21	1	8260B		1/8/2018	CJR	1
1,1,1,2-Tetrachloroethane	< 0.47	ug/l	0.47	1.48	1	8260B		1/8/2018	CJR	1
Tetrachloroethene	< 0.48	ug/l	0.48	1.52	1	8260B		1/8/2018	CJR	1
Toluene	< 0.67	ug/l	0.67	2.13	1	8260B		1/8/2018	CJR	1
1,2,4-Trichlorobenzene	< 1.29	ug/l	1.29	4.1	1	8260B		1/8/2018	CJR	1
1,2,3-Trichlorobenzene	< 0.83	ug/l	0.83	2.63	1	8260B		1/8/2018	CJR	1
1,1,1-Trichloroethane	< 0.35	ug/l	0.35	1.11	1	8260B		1/8/2018	CJR	1
1,1,2-Trichloroethane	< 0.65	ug/l	0.65	2.06	1	8260B		1/8/2018	CJR	1
Trichloroethene (TCE)	< 0.45	ug/l	0.45	1.43	1	8260B		1/8/2018	CJR	1
Trichlorofluoromethane	< 0.64	ug/l	0.64	2.04	1	8260B		1/8/2018	CJR	1
1,2,4-Trimethylbenzene	< 1.14	ug/l	1.14	3.63	1	8260B		1/8/2018	CJR	1

Project Name ACME GALVANIZING **Invoice #** E34101
Project # 12884

Lab Code 5034101D
Sample ID TRIP BLANK
Sample Matrix Water
Sample Date 1/5/2018

	Result	Unit	LOD	LOQ	Dil	Method	Ext Date	Run Date	Analyst	Code
1,3,5-Trimethylbenzene	< 0.91	ug/l	0.91	2.9	1	8260B		1/8/2018	CJR	1
Vinyl Chloride	< 0.19	ug/l	0.19	0.62	1	8260B		1/8/2018	CJR	1
m&p-Xylene	< 1.56	ug/l	1.56	4.95	1	8260B		1/8/2018	CJR	1
o-Xylene	< 0.39	ug/l	0.39	1.25	1	8260B		1/8/2018	CJR	1
SUR - Toluene-d8	99	REC %			1	8260B		1/8/2018	CJR	1
SUR - 1,2-Dichloroethane-d4	101	REC %			1	8260B		1/8/2018	CJR	1
SUR - 4-Bromofluorobenzene	98	REC %			1	8260B		1/8/2018	CJR	1
SUR - Dibromofluoromethane	105	REC %			1	8260B		1/8/2018	CJR	1

"J" Flag: Analyte detected between LOD and LOQ LOD Limit of Detection LOQ Limit of Quantitation

Code	*Comment*
1	Laboratory QC within limits.

All solid sample results reported on a dry weight basis unless otherwise indicated. All LOD's and LOQ's are adjusted for dilutions but not dry weight. Subcontracted results are denoted by SUB in the analyst field.

Authorized Signature

Synergy Environmental Lab, INC.

1990 Prospect Ct., Appleton, WI 54914 *P 920-830-2455 * F 920-733-0631

JAKE KRAUSE
THE SIGMA GROUP, INC.
1300 W. CANAL STREET
MILWAUKEE, WI 53233

Report Date *28-Feb-18*

Project Name ACME GALVANIZING **Invoice #** E34258
Project # 12884

Lab Code 5034258A
Sample ID MW-1A
Sample Matrix Water
Sample Date 2/20/2018

	Result	Unit	LOD	LOQ	Dil	Method	Ext Date	Run Date	Analyst	Code
Organic										
VOC's										
Benzene	< 0.22	ug/l	0.22	0.71	1	8260B		2/22/2018	CJR	1
Bromobenzene	< 0.44	ug/l	0.44	1.38	1	8260B		2/22/2018	CJR	1
Bromodichloromethane	< 0.33	ug/l	0.33	1.06	1	8260B		2/22/2018	CJR	1
Bromoform	< 0.45	ug/l	0.45	1.44	1	8260B		2/22/2018	CJR	1
tert-Butylbenzene	< 0.25	ug/l	0.25	0.8	1	8260B		2/22/2018	CJR	1
sec-Butylbenzene	< 0.79	ug/l	0.79	2.53	1	8260B		2/22/2018	CJR	1
n-Butylbenzene	< 0.71	ug/l	0.71	2.25	1	8260B		2/22/2018	CJR	1
Carbon Tetrachloride	< 0.31	ug/l	0.31	0.98	1	8260B		2/22/2018	CJR	1
Chlorobenzene	< 0.26	ug/l	0.26	0.83	1	8260B		2/22/2018	CJR	1
Chloroethane	< 0.61	ug/l	0.61	1.95	1	8260B		2/22/2018	CJR	1
Chloroform	< 0.26	ug/l	0.26	0.82	1	8260B		2/22/2018	CJR	1
Chloromethane	< 0.54	ug/l	0.54	1.72	1	8260B		2/22/2018	CJR	1
2-Chlorotoluene	< 0.31	ug/l	0.31	0.98	1	8260B		2/22/2018	CJR	1
4-Chlorotoluene	< 0.26	ug/l	0.26	0.83	1	8260B		2/22/2018	CJR	1
1,2-Dibromo-3-chloropropane	< 2.96	ug/l	2.96	9.43	1	8260B		2/22/2018	CJR	1
Dibromochloromethane	< 0.22	ug/l	0.22	0.69	1	8260B		2/22/2018	CJR	1
1,4-Dichlorobenzene	< 0.7	ug/l	0.7	2.22	1	8260B		2/22/2018	CJR	1
1,3-Dichlorobenzene	< 0.85	ug/l	0.85	2.7	1	8260B		2/22/2018	CJR	1
1,2-Dichlorobenzene	< 0.86	ug/l	0.86	2.74	1	8260B		2/22/2018	CJR	1
Dichlorodifluoromethane	< 0.32	ug/l	0.32	1.02	1	8260B		2/22/2018	CJR	1
1,2-Dichloroethane	< 0.25	ug/l	0.25	0.78	1	8260B		2/22/2018	CJR	1
1,1-Dichloroethane	2.13	ug/l	0.36	1.14	1	8260B		2/22/2018	CJR	1
1,1-Dichloroethene	4.1	ug/l	0.42	1.34	1	8260B		2/22/2018	CJR	1
cis-1,2-Dichloroethene	< 0.37	ug/l	0.37	1.16	1	8260B		2/22/2018	CJR	1
trans-1,2-Dichloroethene	< 0.34	ug/l	0.34	1.07	1	8260B		2/22/2018	CJR	1
1,2-Dichloropropane	< 0.44	ug/l	0.44	1.39	1	8260B		2/22/2018	CJR	1
1,3-Dichloropropane	< 0.3	ug/l	0.3	0.94	1	8260B		2/22/2018	CJR	1
trans-1,3-Dichloropropene	< 0.32	ug/l	0.32	1.01	1	8260B		2/22/2018	CJR	1
cis-1,3-Dichloropropene	< 0.26	ug/l	0.26	0.81	1	8260B		2/22/2018	CJR	1

Project Name ACME GALVANIZING **Invoice #** E34258
Project # 12884

Lab Code 5034258A
Sample ID MW-1A
Sample Matrix Water
Sample Date 2/20/2018

	Result	Unit	LOD	LOQ	Dil	Method	Ext Date	Run Date	Analyst	Code
Di-isopropyl ether	< 0.21	ug/l	0.21	0.66	1	8260B		2/22/2018	CJR	1
EDB (1,2-Dibromoethane)	< 0.34	ug/l	0.34	1.09	1	8260B		2/22/2018	CJR	1
Ethylbenzene	< 0.26	ug/l	0.26	0.83	1	8260B		2/22/2018	CJR	1
Hexachlorobutadiene	< 1.34	ug/l	1.34	4.28	1	8260B		2/22/2018	CJR	1
Isopropylbenzene	< 0.78	ug/l	0.78	2.47	1	8260B		2/22/2018	CJR	1
p-Isopropyltoluene	< 0.24	ug/l	0.24	0.76	1	8260B		2/22/2018	CJR	1
Methylene chloride	< 1.32	ug/l	1.32	4.21	1	8260B		2/22/2018	CJR	1
Methyl tert-butyl ether (MTBE)	< 0.28	ug/l	0.28	0.89	1	8260B		2/22/2018	CJR	1
Naphthalene	< 2.1	ug/l	2.1	6.65	1	8260B		2/22/2018	CJR	1
n-Propylbenzene	< 0.61	ug/l	0.61	1.95	1	8260B		2/22/2018	CJR	1
1,1,2,2-Tetrachloroethane	< 0.3	ug/l	0.3	0.97	1	8260B		2/22/2018	CJR	1
1,1,1,2-Tetrachloroethane	< 0.35	ug/l	0.35	1.13	1	8260B		2/22/2018	CJR	1
Tetrachloroethene	< 0.38	ug/l	0.38	1.21	1	8260B		2/22/2018	CJR	1
Toluene	< 0.19	ug/l	0.19	0.6	1	8260B		2/22/2018	CJR	1
1,2,4-Trichlorobenzene	< 1.15	ug/l	1.15	3.67	1	8260B		2/22/2018	CJR	1
1,2,3-Trichlorobenzene	< 1.71	ug/l	1.71	5.43	1	8260B		2/22/2018	CJR	1
1,1,1-Trichloroethane	30	ug/l	0.33	1.05	1	8260B		2/22/2018	CJR	1
1,1,2-Trichloroethane	< 0.42	ug/l	0.42	1.32	1	8260B		2/22/2018	CJR	1
Trichloroethene (TCE)	4.1	ug/l	0.3	0.94	1	8260B		2/22/2018	CJR	1
Trichlorofluoromethane	< 0.35	ug/l	0.35	1.1	1	8260B		2/22/2018	CJR	1
1,2,4-Trimethylbenzene	< 0.8	ug/l	0.8	2.55	1	8260B		2/22/2018	CJR	1
1,3,5-Trimethylbenzene	< 0.63	ug/l	0.63	2	1	8260B		2/22/2018	CJR	1
Vinyl Chloride	< 0.2	ug/l	0.2	0.65	1	8260B		2/22/2018	CJR	1
m&p-Xylene	< 0.43	ug/l	0.43	1.38	1	8260B		2/22/2018	CJR	1
o-Xylene	< 0.29	ug/l	0.29	0.93	1	8260B		2/22/2018	CJR	1
SUR - 1,2-Dichloroethane-d4	102	REC %			1	8260B		2/22/2018	CJR	1
SUR - 4-Bromofluorobenzene	93	REC %			1	8260B		2/22/2018	CJR	1
SUR - Dibromofluoromethane	107	REC %			1	8260B		2/22/2018	CJR	1
SUR - Toluene-d8	102	REC %			1	8260B		2/22/2018	CJR	1

Project Name ACME GALVANIZING **Invoice #** E34258
Project # 12884

Lab Code 5034258B
Sample ID MW-2A
Sample Matrix Water
Sample Date 2/21/2018

	Result	Unit	LOD	LOQ	Dil	Method	Ext Date	Run Date	Analyst	Code
Organic										
VOC's										
Benzene	< 0.22	ug/l	0.22	0.71	1	8260B		2/22/2018	CJR	1
Bromobenzene	< 0.44	ug/l	0.44	1.38	1	8260B		2/22/2018	CJR	1
Bromodichloromethane	< 0.33	ug/l	0.33	1.06	1	8260B		2/22/2018	CJR	1
Bromoform	< 0.45	ug/l	0.45	1.44	1	8260B		2/22/2018	CJR	1
tert-Butylbenzene	< 0.25	ug/l	0.25	0.8	1	8260B		2/22/2018	CJR	1
sec-Butylbenzene	< 0.79	ug/l	0.79	2.53	1	8260B		2/22/2018	CJR	1
n-Butylbenzene	< 0.71	ug/l	0.71	2.25	1	8260B		2/22/2018	CJR	1
Carbon Tetrachloride	< 0.31	ug/l	0.31	0.98	1	8260B		2/22/2018	CJR	1
Chlorobenzene	< 0.26	ug/l	0.26	0.83	1	8260B		2/22/2018	CJR	1
Chloroethane	< 0.61	ug/l	0.61	1.95	1	8260B		2/22/2018	CJR	1
Chloroform	< 0.26	ug/l	0.26	0.82	1	8260B		2/22/2018	CJR	1
Chloromethane	< 0.54	ug/l	0.54	1.72	1	8260B		2/22/2018	CJR	1
2-Chlorotoluene	< 0.31	ug/l	0.31	0.98	1	8260B		2/22/2018	CJR	1
4-Chlorotoluene	< 0.26	ug/l	0.26	0.83	1	8260B		2/22/2018	CJR	1
1,2-Dibromo-3-chloropropane	< 2.96	ug/l	2.96	9.43	1	8260B		2/22/2018	CJR	1
Dibromochloromethane	< 0.22	ug/l	0.22	0.69	1	8260B		2/22/2018	CJR	1
1,4-Dichlorobenzene	< 0.7	ug/l	0.7	2.22	1	8260B		2/22/2018	CJR	1
1,3-Dichlorobenzene	< 0.85	ug/l	0.85	2.7	1	8260B		2/22/2018	CJR	1
1,2-Dichlorobenzene	< 0.86	ug/l	0.86	2.74	1	8260B		2/22/2018	CJR	1
Dichlorodifluoromethane	< 0.32	ug/l	0.32	1.02	1	8260B		2/22/2018	CJR	1
1,2-Dichloroethane	< 0.25	ug/l	0.25	0.78	1	8260B		2/22/2018	CJR	1
1,1-Dichloroethane	2.52	ug/l	0.36	1.14	1	8260B		2/22/2018	CJR	1
1,1-Dichloroethene	1.07 "J"	ug/l	0.42	1.34	1	8260B		2/22/2018	CJR	1
cis-1,2-Dichloroethene	< 0.37	ug/l	0.37	1.16	1	8260B		2/22/2018	CJR	1
trans-1,2-Dichloroethene	< 0.34	ug/l	0.34	1.07	1	8260B		2/22/2018	CJR	1
1,2-Dichloropropane	< 0.44	ug/l	0.44	1.39	1	8260B		2/22/2018	CJR	1
1,3-Dichloropropane	< 0.3	ug/l	0.3	0.94	1	8260B		2/22/2018	CJR	1
trans-1,3-Dichloropropene	< 0.32	ug/l	0.32	1.01	1	8260B		2/22/2018	CJR	1
cis-1,3-Dichloropropene	< 0.26	ug/l	0.26	0.81	1	8260B		2/22/2018	CJR	1
Di-isopropyl ether	< 0.21	ug/l	0.21	0.66	1	8260B		2/22/2018	CJR	1
EDB (1,2-Dibromoethane)	< 0.34	ug/l	0.34	1.09	1	8260B		2/22/2018	CJR	1
Ethylbenzene	< 0.26	ug/l	0.26	0.83	1	8260B		2/22/2018	CJR	1
Hexachlorobutadiene	< 1.34	ug/l	1.34	4.28	1	8260B		2/22/2018	CJR	1
Isopropylbenzene	< 0.78	ug/l	0.78	2.47	1	8260B		2/22/2018	CJR	1
p-Isopropyltoluene	< 0.24	ug/l	0.24	0.76	1	8260B		2/22/2018	CJR	1
Methylene chloride	< 1.32	ug/l	1.32	4.21	1	8260B		2/22/2018	CJR	1
Methyl tert-butyl ether (MTBE)	< 0.28	ug/l	0.28	0.89	1	8260B		2/22/2018	CJR	1
Naphthalene	< 2.1	ug/l	2.1	6.65	1	8260B		2/22/2018	CJR	1
n-Propylbenzene	< 0.61	ug/l	0.61	1.95	1	8260B		2/22/2018	CJR	1
1,1,2,2-Tetrachloroethane	< 0.3	ug/l	0.3	0.97	1	8260B		2/22/2018	CJR	1
1,1,1,2-Tetrachloroethane	< 0.35	ug/l	0.35	1.13	1	8260B		2/22/2018	CJR	1
Tetrachloroethene	< 0.38	ug/l	0.38	1.21	1	8260B		2/22/2018	CJR	1
Toluene	< 0.19	ug/l	0.19	0.6	1	8260B		2/22/2018	CJR	1
1,2,4-Trichlorobenzene	< 1.15	ug/l	1.15	3.67	1	8260B		2/22/2018	CJR	1
1,2,3-Trichlorobenzene	< 1.71	ug/l	1.71	5.43	1	8260B		2/22/2018	CJR	1
1,1,1-Trichloroethane	8.3	ug/l	0.33	1.05	1	8260B		2/22/2018	CJR	1
1,1,2-Trichloroethane	< 0.42	ug/l	0.42	1.32	1	8260B		2/22/2018	CJR	1
Trichloroethene (TCE)	0.62 "J"	ug/l	0.3	0.94	1	8260B		2/22/2018	CJR	1
Trichlorofluoromethane	< 0.35	ug/l	0.35	1.1	1	8260B		2/22/2018	CJR	1
1,2,4-Trimethylbenzene	< 0.8	ug/l	0.8	2.55	1	8260B		2/22/2018	CJR	1

Project Name ACME GALVANIZING **Invoice #** E34258
Project # 12884

Lab Code 5034258B
Sample ID MW-2A
Sample Matrix Water
Sample Date 2/21/2018

	Result	Unit	LOD	LOQ	Dil	Method	Ext Date	Run Date	Analyst	Code
1,3,5-Trimethylbenzene	< 0.63	ug/l	0.63	2	1	8260B		2/22/2018	CJR	1
Vinyl Chloride	< 0.2	ug/l	0.2	0.65	1	8260B		2/22/2018	CJR	1
m&p-Xylene	< 0.43	ug/l	0.43	1.38	1	8260B		2/22/2018	CJR	1
o-Xylene	< 0.29	ug/l	0.29	0.93	1	8260B		2/22/2018	CJR	1
SUR - 1,2-Dichloroethane-d4	103	REC %			1	8260B		2/22/2018	CJR	1
SUR - 4-Bromofluorobenzene	89	REC %			1	8260B		2/22/2018	CJR	1
SUR - Dibromofluoromethane	104	REC %			1	8260B		2/22/2018	CJR	1
SUR - Toluene-d8	103	REC %			1	8260B		2/22/2018	CJR	1

Project Name ACME GALVANIZING **Invoice #** E34258
Project # 12884

Lab Code 5034258C
Sample ID MW-4A
Sample Matrix Water
Sample Date 2/20/2018

	Result	Unit	LOD	LOQ	Dil	Method	Ext Date	Run Date	Analyst	Code
Organic										
VOC's										
Benzene	2.28	ug/l	0.22	0.71	1	8260B		2/22/2018	CJR	1
Bromobenzene	< 0.44	ug/l	0.44	1.38	1	8260B		2/22/2018	CJR	1
Bromodichloromethane	< 0.33	ug/l	0.33	1.06	1	8260B		2/22/2018	CJR	1
Bromoform	< 0.45	ug/l	0.45	1.44	1	8260B		2/22/2018	CJR	1
tert-Butylbenzene	< 0.25	ug/l	0.25	0.8	1	8260B		2/22/2018	CJR	1
sec-Butylbenzene	< 0.79	ug/l	0.79	2.53	1	8260B		2/22/2018	CJR	1
n-Butylbenzene	< 0.71	ug/l	0.71	2.25	1	8260B		2/22/2018	CJR	1
Carbon Tetrachloride	< 0.31	ug/l	0.31	0.98	1	8260B		2/22/2018	CJR	1
Chlorobenzene	< 0.26	ug/l	0.26	0.83	1	8260B		2/22/2018	CJR	1
Chloroethane	9.7	ug/l	0.61	1.95	1	8260B		2/22/2018	CJR	1
Chloroform	< 0.26	ug/l	0.26	0.82	1	8260B		2/22/2018	CJR	1
Chloromethane	< 0.54	ug/l	0.54	1.72	1	8260B		2/22/2018	CJR	1
2-Chlorotoluene	< 0.31	ug/l	0.31	0.98	1	8260B		2/22/2018	CJR	1
4-Chlorotoluene	< 0.26	ug/l	0.26	0.83	1	8260B		2/22/2018	CJR	1
1,2-Dibromo-3-chloropropane	< 2.96	ug/l	2.96	9.43	1	8260B		2/22/2018	CJR	1
Dibromochloromethane	< 0.22	ug/l	0.22	0.69	1	8260B		2/22/2018	CJR	1
1,4-Dichlorobenzene	< 0.7	ug/l	0.7	2.22	1	8260B		2/22/2018	CJR	1
1,3-Dichlorobenzene	< 0.85	ug/l	0.85	2.7	1	8260B		2/22/2018	CJR	1
1,2-Dichlorobenzene	< 0.86	ug/l	0.86	2.74	1	8260B		2/22/2018	CJR	1
Dichlorodifluoromethane	< 0.32	ug/l	0.32	1.02	1	8260B		2/22/2018	CJR	1
1,2-Dichloroethane	< 0.25	ug/l	0.25	0.78	1	8260B		2/22/2018	CJR	1
1,1-Dichloroethane	4.7	ug/l	0.36	1.14	1	8260B		2/22/2018	CJR	1
1,1-Dichloroethene	1.29 "J"	ug/l	0.42	1.34	1	8260B		2/22/2018	CJR	1
cis-1,2-Dichloroethene	1.05 "J"	ug/l	0.37	1.16	1	8260B		2/22/2018	CJR	1
trans-1,2-Dichloroethene	< 0.34	ug/l	0.34	1.07	1	8260B		2/22/2018	CJR	1
1,2-Dichloropropane	< 0.44	ug/l	0.44	1.39	1	8260B		2/22/2018	CJR	1
1,3-Dichloropropane	< 0.3	ug/l	0.3	0.94	1	8260B		2/22/2018	CJR	1
trans-1,3-Dichloropropene	< 0.32	ug/l	0.32	1.01	1	8260B		2/22/2018	CJR	1
cis-1,3-Dichloropropene	< 0.26	ug/l	0.26	0.81	1	8260B		2/22/2018	CJR	1
Di-isopropyl ether	< 0.21	ug/l	0.21	0.66	1	8260B		2/22/2018	CJR	1
EDB (1,2-Dibromoethane)	< 0.34	ug/l	0.34	1.09	1	8260B		2/22/2018	CJR	1
Ethylbenzene	< 0.26	ug/l	0.26	0.83	1	8260B		2/22/2018	CJR	1
Hexachlorobutadiene	< 1.34	ug/l	1.34	4.28	1	8260B		2/22/2018	CJR	1
Isopropylbenzene	< 0.78	ug/l	0.78	2.47	1	8260B		2/22/2018	CJR	1
p-Isopropyltoluene	< 0.24	ug/l	0.24	0.76	1	8260B		2/22/2018	CJR	1
Methylene chloride	< 1.32	ug/l	1.32	4.21	1	8260B		2/22/2018	CJR	1
Methyl tert-butyl ether (MTBE)	< 0.28	ug/l	0.28	0.89	1	8260B		2/22/2018	CJR	1
Naphthalene	< 2.1	ug/l	2.1	6.65	1	8260B		2/22/2018	CJR	1
n-Propylbenzene	< 0.61	ug/l	0.61	1.95	1	8260B		2/22/2018	CJR	1
1,1,2,2-Tetrachloroethane	< 0.3	ug/l	0.3	0.97	1	8260B		2/22/2018	CJR	1
1,1,1,2-Tetrachloroethane	< 0.35	ug/l	0.35	1.13	1	8260B		2/22/2018	CJR	1
Tetrachloroethene	2.28	ug/l	0.38	1.21	1	8260B		2/22/2018	CJR	1
Toluene	0.29 "J"	ug/l	0.19	0.6	1	8260B		2/22/2018	CJR	1
1,2,4-Trichlorobenzene	< 1.15	ug/l	1.15	3.67	1	8260B		2/22/2018	CJR	1
1,2,3-Trichlorobenzene	< 1.71	ug/l	1.71	5.43	1	8260B		2/22/2018	CJR	1
1,1,1-Trichloroethane	5.2	ug/l	0.33	1.05	1	8260B		2/22/2018	CJR	1
1,1,2-Trichloroethane	< 0.42	ug/l	0.42	1.32	1	8260B		2/22/2018	CJR	1
Trichloroethene (TCE)	5.4	ug/l	0.3	0.94	1	8260B		2/22/2018	CJR	1
Trichlorofluoromethane	< 0.35	ug/l	0.35	1.1	1	8260B		2/22/2018	CJR	1
1,2,4-Trimethylbenzene	< 0.8	ug/l	0.8	2.55	1	8260B		2/22/2018	CJR	1

Project Name ACME GALVANIZING **Invoice #** E34258
Project # 12884

Lab Code 5034258C
Sample ID MW-4A
Sample Matrix Water
Sample Date 2/20/2018

	Result	Unit	LOD	LOQ	Dil	Method	Ext Date	Run Date	Analyst	Code
1,3,5-Trimethylbenzene	< 0.63	ug/l	0.63	2	1	8260B		2/22/2018	CJR	1
Vinyl Chloride	7.3	ug/l	0.2	0.65	1	8260B		2/22/2018	CJR	1
m&p-Xylene	< 0.43	ug/l	0.43	1.38	1	8260B		2/22/2018	CJR	1
o-Xylene	< 0.29	ug/l	0.29	0.93	1	8260B		2/22/2018	CJR	1
SUR - Toluene-d8	104	REC %			1	8260B		2/22/2018	CJR	1
SUR - Dibromofluoromethane	102	REC %			1	8260B		2/22/2018	CJR	1
SUR - 1,2-Dichloroethane-d4	97	REC %			1	8260B		2/22/2018	CJR	1
SUR - 4-Bromofluorobenzene	91	REC %			1	8260B		2/22/2018	CJR	1

Project Name ACME GALVANIZING **Invoice #** E34258
Project # 12884

Lab Code 5034258D
Sample ID MW-5A
Sample Matrix Water
Sample Date 2/20/2018

	Result	Unit	LOD	LOQ	Dil	Method	Ext Date	Run Date	Analyst	Code
Organic										
VOC's										
Benzene	< 22	ug/l	22	71	100	8260B		2/22/2018	CJR	1
Bromobenzene	< 44	ug/l	44	138	100	8260B		2/22/2018	CJR	1
Bromodichloromethane	< 33	ug/l	33	106	100	8260B		2/22/2018	CJR	1
Bromoform	< 45	ug/l	45	144	100	8260B		2/22/2018	CJR	1
tert-Butylbenzene	< 25	ug/l	25	80	100	8260B		2/22/2018	CJR	1
sec-Butylbenzene	< 79	ug/l	79	253	100	8260B		2/22/2018	CJR	1
n-Butylbenzene	< 71	ug/l	71	225	100	8260B		2/22/2018	CJR	1
Carbon Tetrachloride	< 31	ug/l	31	98	100	8260B		2/22/2018	CJR	1
Chlorobenzene	< 26	ug/l	26	83	100	8260B		2/22/2018	CJR	1
Chloroethane	< 61	ug/l	61	195	100	8260B		2/22/2018	CJR	1
Chloroform	< 26	ug/l	26	82	100	8260B		2/22/2018	CJR	1
Chloromethane	< 54	ug/l	54	172	100	8260B		2/22/2018	CJR	1
2-Chlorotoluene	< 31	ug/l	31	98	100	8260B		2/22/2018	CJR	1
4-Chlorotoluene	< 26	ug/l	26	83	100	8260B		2/22/2018	CJR	1
1,2-Dibromo-3-chloropropane	< 296	ug/l	296	943	100	8260B		2/22/2018	CJR	1
Dibromochloromethane	< 22	ug/l	22	69	100	8260B		2/22/2018	CJR	1
1,4-Dichlorobenzene	< 70	ug/l	70	222	100	8260B		2/22/2018	CJR	1
1,3-Dichlorobenzene	< 85	ug/l	85	270	100	8260B		2/22/2018	CJR	1
1,2-Dichlorobenzene	< 86	ug/l	86	274	100	8260B		2/22/2018	CJR	1
Dichlorodifluoromethane	< 32	ug/l	32	102	100	8260B		2/22/2018	CJR	1
1,2-Dichloroethane	< 25	ug/l	25	78	100	8260B		2/22/2018	CJR	1
1,1-Dichloroethane	234	ug/l	36	114	100	8260B		2/22/2018	CJR	1
1,1-Dichloroethene	127 "J"	ug/l	42	134	100	8260B		2/22/2018	CJR	1
cis-1,2-Dichloroethene	< 37	ug/l	37	116	100	8260B		2/22/2018	CJR	1
trans-1,2-Dichloroethene	< 34	ug/l	34	107	100	8260B		2/22/2018	CJR	1
1,2-Dichloropropane	< 44	ug/l	44	139	100	8260B		2/22/2018	CJR	1
1,3-Dichloropropane	< 30	ug/l	30	94	100	8260B		2/22/2018	CJR	1
trans-1,3-Dichloropropene	< 32	ug/l	32	101	100	8260B		2/22/2018	CJR	1
cis-1,3-Dichloropropene	< 26	ug/l	26	81	100	8260B		2/22/2018	CJR	1
Di-isopropyl ether	< 21	ug/l	21	66	100	8260B		2/22/2018	CJR	1
EDB (1,2-Dibromoethane)	< 34	ug/l	34	109	100	8260B		2/22/2018	CJR	1
Ethylbenzene	< 26	ug/l	26	83	100	8260B		2/22/2018	CJR	1
Hexachlorobutadiene	< 134	ug/l	134	428	100	8260B		2/22/2018	CJR	1
Isopropylbenzene	< 78	ug/l	78	247	100	8260B		2/22/2018	CJR	1
p-Isopropyltoluene	< 24	ug/l	24	76	100	8260B		2/22/2018	CJR	1
Methylene chloride	< 132	ug/l	132	421	100	8260B		2/22/2018	CJR	1
Methyl tert-butyl ether (MTBE)	< 28	ug/l	28	89	100	8260B		2/22/2018	CJR	1
Naphthalene	< 210	ug/l	210	665	100	8260B		2/22/2018	CJR	1
n-Propylbenzene	< 61	ug/l	61	195	100	8260B		2/22/2018	CJR	1
1,1,2,2-Tetrachloroethane	< 30	ug/l	30	97	100	8260B		2/22/2018	CJR	1
1,1,1,2-Tetrachloroethane	< 35	ug/l	35	113	100	8260B		2/22/2018	CJR	1
Tetrachloroethene	< 38	ug/l	38	121	100	8260B		2/22/2018	CJR	1
Toluene	< 19	ug/l	19	60	100	8260B		2/22/2018	CJR	1
1,2,4-Trichlorobenzene	< 115	ug/l	115	367	100	8260B		2/22/2018	CJR	1
1,2,3-Trichlorobenzene	< 171	ug/l	171	543	100	8260B		2/22/2018	CJR	1
1,1,1-Trichloroethane	9400	ug/l	33	105	100	8260B		2/22/2018	CJR	1
1,1,2-Trichloroethane	< 42	ug/l	42	132	100	8260B		2/22/2018	CJR	1
Trichloroethene (TCE)	< 30	ug/l	30	94	100	8260B		2/22/2018	CJR	1
Trichlorofluoromethane	< 35	ug/l	35	110	100	8260B		2/22/2018	CJR	1
1,2,4-Trimethylbenzene	< 80	ug/l	80	255	100	8260B		2/22/2018	CJR	1

Project Name ACME GALVANIZING **Invoice #** E34258
Project # 12884

Lab Code 5034258D
Sample ID MW-5A
Sample Matrix Water
Sample Date 2/20/2018

	Result	Unit	LOD	LOQ	Dil	Method	Ext Date	Run Date	Analyst	Code
1,3,5-Trimethylbenzene	< 63	ug/l	63	200	100	8260B		2/22/2018	CJR	1
Vinyl Chloride	< 20	ug/l	20	65	100	8260B		2/22/2018	CJR	1
m&p-Xylene	< 43	ug/l	43	138	100	8260B		2/22/2018	CJR	1
o-Xylene	< 29	ug/l	29	93	100	8260B		2/22/2018	CJR	1
SUR - 4-Bromofluorobenzene	92	REC %			100	8260B		2/22/2018	CJR	1
SUR - Dibromofluoromethane	104	REC %			100	8260B		2/22/2018	CJR	1
SUR - 1,2-Dichloroethane-d4	101	REC %			100	8260B		2/22/2018	CJR	1
SUR - Toluene-d8	102	REC %			100	8260B		2/22/2018	CJR	1

Project Name ACME GALVANIZING **Invoice #** E34258
Project # 12884

Lab Code 5034258E
Sample ID MW-6
Sample Matrix Water
Sample Date 2/20/2018

	Result	Unit	LOD	LOQ	Dil	Method	Ext Date	Run Date	Analyst	Code
Organic										
VOC's										
Benzene	< 0.22	ug/l	0.22	0.71	1	8260B		2/22/2018	CJR	1
Bromobenzene	< 0.44	ug/l	0.44	1.38	1	8260B		2/22/2018	CJR	1
Bromodichloromethane	< 0.33	ug/l	0.33	1.06	1	8260B		2/22/2018	CJR	1
Bromoform	< 0.45	ug/l	0.45	1.44	1	8260B		2/22/2018	CJR	1
tert-Butylbenzene	< 0.25	ug/l	0.25	0.8	1	8260B		2/22/2018	CJR	1
sec-Butylbenzene	< 0.79	ug/l	0.79	2.53	1	8260B		2/22/2018	CJR	1
n-Butylbenzene	< 0.71	ug/l	0.71	2.25	1	8260B		2/22/2018	CJR	1
Carbon Tetrachloride	< 0.31	ug/l	0.31	0.98	1	8260B		2/22/2018	CJR	1
Chlorobenzene	< 0.26	ug/l	0.26	0.83	1	8260B		2/22/2018	CJR	1
Chloroethane	< 0.61	ug/l	0.61	1.95	1	8260B		2/22/2018	CJR	1
Chloroform	< 0.26	ug/l	0.26	0.82	1	8260B		2/22/2018	CJR	1
Chloromethane	< 0.54	ug/l	0.54	1.72	1	8260B		2/22/2018	CJR	1
2-Chlorotoluene	< 0.31	ug/l	0.31	0.98	1	8260B		2/22/2018	CJR	1
4-Chlorotoluene	< 0.26	ug/l	0.26	0.83	1	8260B		2/22/2018	CJR	1
1,2-Dibromo-3-chloropropane	< 2.96	ug/l	2.96	9.43	1	8260B		2/22/2018	CJR	1
Dibromochloromethane	< 0.22	ug/l	0.22	0.69	1	8260B		2/22/2018	CJR	1
1,4-Dichlorobenzene	< 0.7	ug/l	0.7	2.22	1	8260B		2/22/2018	CJR	1
1,3-Dichlorobenzene	< 0.85	ug/l	0.85	2.7	1	8260B		2/22/2018	CJR	1
1,2-Dichlorobenzene	< 0.86	ug/l	0.86	2.74	1	8260B		2/22/2018	CJR	1
Dichlorodifluoromethane	< 0.32	ug/l	0.32	1.02	1	8260B		2/22/2018	CJR	1
1,2-Dichloroethane	< 0.25	ug/l	0.25	0.78	1	8260B		2/22/2018	CJR	1
1,1-Dichloroethane	1.26	ug/l	0.36	1.14	1	8260B		2/22/2018	CJR	1
1,1-Dichloroethene	< 0.42	ug/l	0.42	1.34	1	8260B		2/22/2018	CJR	1
cis-1,2-Dichloroethene	17.6	ug/l	0.37	1.16	1	8260B		2/22/2018	CJR	1
trans-1,2-Dichloroethene	0.71 "J"	ug/l	0.34	1.07	1	8260B		2/22/2018	CJR	1
1,2-Dichloropropane	< 0.44	ug/l	0.44	1.39	1	8260B		2/22/2018	CJR	1
1,3-Dichloropropane	< 0.3	ug/l	0.3	0.94	1	8260B		2/22/2018	CJR	1
trans-1,3-Dichloropropene	< 0.32	ug/l	0.32	1.01	1	8260B		2/22/2018	CJR	1
cis-1,3-Dichloropropene	< 0.26	ug/l	0.26	0.81	1	8260B		2/22/2018	CJR	1
Di-isopropyl ether	< 0.21	ug/l	0.21	0.66	1	8260B		2/22/2018	CJR	1
EDB (1,2-Dibromoethane)	< 0.34	ug/l	0.34	1.09	1	8260B		2/22/2018	CJR	1
Ethylbenzene	< 0.26	ug/l	0.26	0.83	1	8260B		2/22/2018	CJR	1
Hexachlorobutadiene	< 1.34	ug/l	1.34	4.28	1	8260B		2/22/2018	CJR	1
Isopropylbenzene	< 0.78	ug/l	0.78	2.47	1	8260B		2/22/2018	CJR	1
p-Isopropyltoluene	< 0.24	ug/l	0.24	0.76	1	8260B		2/22/2018	CJR	1
Methylene chloride	< 1.32	ug/l	1.32	4.21	1	8260B		2/22/2018	CJR	1
Methyl tert-butyl ether (MTBE)	< 0.28	ug/l	0.28	0.89	1	8260B		2/22/2018	CJR	1
Naphthalene	< 2.1	ug/l	2.1	6.65	1	8260B		2/22/2018	CJR	1
n-Propylbenzene	< 0.61	ug/l	0.61	1.95	1	8260B		2/22/2018	CJR	1
1,1,2,2-Tetrachloroethane	< 0.3	ug/l	0.3	0.97	1	8260B		2/22/2018	CJR	1
1,1,1,2-Tetrachloroethane	< 0.35	ug/l	0.35	1.13	1	8260B		2/22/2018	CJR	1
Tetrachloroethene	< 0.38	ug/l	0.38	1.21	1	8260B		2/22/2018	CJR	1
Toluene	0.2 "J"	ug/l	0.19	0.6	1	8260B		2/22/2018	CJR	1
1,2,4-Trichlorobenzene	< 1.15	ug/l	1.15	3.67	1	8260B		2/22/2018	CJR	1
1,2,3-Trichlorobenzene	< 1.71	ug/l	1.71	5.43	1	8260B		2/22/2018	CJR	1
1,1,1-Trichloroethane	0.5 "J"	ug/l	0.33	1.05	1	8260B		2/22/2018	CJR	1
1,1,2-Trichloroethane	< 0.42	ug/l	0.42	1.32	1	8260B		2/22/2018	CJR	1
Trichloroethene (TCE)	0.66 "J"	ug/l	0.3	0.94	1	8260B		2/22/2018	CJR	1
Trichlorofluoromethane	< 0.35	ug/l	0.35	1.1	1	8260B		2/22/2018	CJR	1
1,2,4-Trimethylbenzene	< 0.8	ug/l	0.8	2.55	1	8260B		2/22/2018	CJR	1

Project Name ACME GALVANIZING **Invoice #** E34258
Project # 12884

Lab Code 5034258E
Sample ID MW-6
Sample Matrix Water
Sample Date 2/20/2018

	Result	Unit	LOD	LOQ	Dil	Method	Ext Date	Run Date	Analyst	Code
1,3,5-Trimethylbenzene	< 0.63	ug/l	0.63	2	1	8260B		2/22/2018	CJR	1
Vinyl Chloride	8.3	ug/l	0.2	0.65	1	8260B		2/22/2018	CJR	1
m&p-Xylene	< 0.43	ug/l	0.43	1.38	1	8260B		2/22/2018	CJR	1
o-Xylene	< 0.29	ug/l	0.29	0.93	1	8260B		2/22/2018	CJR	1
SUR - Toluene-d8	103	REC %			1	8260B		2/22/2018	CJR	1
SUR - 1,2-Dichloroethane-d4	101	REC %			1	8260B		2/22/2018	CJR	1
SUR - 4-Bromofluorobenzene	90	REC %			1	8260B		2/22/2018	CJR	1
SUR - Dibromofluoromethane	109	REC %			1	8260B		2/22/2018	CJR	1

Project Name ACME GALVANIZING **Invoice #** E34258
Project # 12884

Lab Code 5034258F
Sample ID MW-7
Sample Matrix Water
Sample Date 2/21/2018

	Result	Unit	LOD	LOQ	Dil	Method	Ext Date	Run Date	Analyst	Code
Organic										
VOC's										
Benzene	< 2.2	ug/l	2.2	7.1	10	8260B		2/23/2018	CJR	1
Bromobenzene	< 4.4	ug/l	4.4	13.8	10	8260B		2/23/2018	CJR	1
Bromodichloromethane	< 3.3	ug/l	3.3	10.6	10	8260B		2/23/2018	CJR	1
Bromoform	< 4.5	ug/l	4.5	14.4	10	8260B		2/23/2018	CJR	1
tert-Butylbenzene	< 2.5	ug/l	2.5	8	10	8260B		2/23/2018	CJR	1
sec-Butylbenzene	< 7.9	ug/l	7.9	25.3	10	8260B		2/23/2018	CJR	1
n-Butylbenzene	< 7.1	ug/l	7.1	22.5	10	8260B		2/23/2018	CJR	1
Carbon Tetrachloride	< 3.1	ug/l	3.1	9.8	10	8260B		2/23/2018	CJR	1
Chlorobenzene	< 2.6	ug/l	2.6	8.3	10	8260B		2/23/2018	CJR	1
Chloroethane	< 6.1	ug/l	6.1	19.5	10	8260B		2/23/2018	CJR	1
Chloroform	< 2.6	ug/l	2.6	8.2	10	8260B		2/23/2018	CJR	1
Chloromethane	< 5.4	ug/l	5.4	17.2	10	8260B		2/23/2018	CJR	1
2-Chlorotoluene	< 3.1	ug/l	3.1	9.8	10	8260B		2/23/2018	CJR	1
4-Chlorotoluene	< 2.6	ug/l	2.6	8.3	10	8260B		2/23/2018	CJR	1
1,2-Dibromo-3-chloropropane	< 29.6	ug/l	29.6	94.3	10	8260B		2/23/2018	CJR	1
Dibromochloromethane	< 2.2	ug/l	2.2	6.9	10	8260B		2/23/2018	CJR	1
1,4-Dichlorobenzene	< 7	ug/l	7	22.2	10	8260B		2/23/2018	CJR	1
1,3-Dichlorobenzene	< 8.5	ug/l	8.5	27	10	8260B		2/23/2018	CJR	1
1,2-Dichlorobenzene	< 8.6	ug/l	8.6	27.4	10	8260B		2/23/2018	CJR	1
Dichlorodifluoromethane	< 3.2	ug/l	3.2	10.2	10	8260B		2/23/2018	CJR	1
1,2-Dichloroethane	< 2.5	ug/l	2.5	7.8	10	8260B		2/23/2018	CJR	1
1,1-Dichloroethane	9.5 "J"	ug/l	3.6	11.4	10	8260B		2/23/2018	CJR	1
1,1-Dichloroethene	< 4.2	ug/l	4.2	13.4	10	8260B		2/23/2018	CJR	1
cis-1,2-Dichloroethene	450	ug/l	3.7	11.6	10	8260B		2/23/2018	CJR	1
trans-1,2-Dichloroethene	670	ug/l	3.4	10.7	10	8260B		2/23/2018	CJR	1
1,2-Dichloropropane	< 4.4	ug/l	4.4	13.9	10	8260B		2/23/2018	CJR	1
1,3-Dichloropropane	< 3	ug/l	3	9.4	10	8260B		2/23/2018	CJR	1
trans-1,3-Dichloropropene	< 3.2	ug/l	3.2	10.1	10	8260B		2/23/2018	CJR	1
cis-1,3-Dichloropropene	< 2.6	ug/l	2.6	8.1	10	8260B		2/23/2018	CJR	1
Di-isopropyl ether	< 2.1	ug/l	2.1	6.6	10	8260B		2/23/2018	CJR	1
EDB (1,2-Dibromoethane)	< 3.4	ug/l	3.4	10.9	10	8260B		2/23/2018	CJR	1
Ethylbenzene	< 2.6	ug/l	2.6	8.3	10	8260B		2/23/2018	CJR	1
Hexachlorobutadiene	< 13.4	ug/l	13.4	42.8	10	8260B		2/23/2018	CJR	1
Isopropylbenzene	< 7.8	ug/l	7.8	24.7	10	8260B		2/23/2018	CJR	1
p-Isopropyltoluene	< 2.4	ug/l	2.4	7.6	10	8260B		2/23/2018	CJR	1
Methylene chloride	< 13.2	ug/l	13.2	42.1	10	8260B		2/23/2018	CJR	1
Methyl tert-butyl ether (MTBE)	< 2.8	ug/l	2.8	8.9	10	8260B		2/23/2018	CJR	1
Naphthalene	< 21	ug/l	21	66.5	10	8260B		2/23/2018	CJR	1
n-Propylbenzene	< 6.1	ug/l	6.1	19.5	10	8260B		2/23/2018	CJR	1
1,1,2,2-Tetrachloroethane	< 3	ug/l	3	9.7	10	8260B		2/23/2018	CJR	1
1,1,1,2-Tetrachloroethane	< 3.5	ug/l	3.5	11.3	10	8260B		2/23/2018	CJR	1
Tetrachloroethene	< 3.8	ug/l	3.8	12.1	10	8260B		2/23/2018	CJR	1
Toluene	< 1.9	ug/l	1.9	6	10	8260B		2/23/2018	CJR	1
1,2,4-Trichlorobenzene	< 11.5	ug/l	11.5	36.7	10	8260B		2/23/2018	CJR	1
1,2,3-Trichlorobenzene	< 17.1	ug/l	17.1	54.3	10	8260B		2/23/2018	CJR	1
1,1,1-Trichloroethane	< 3.3	ug/l	3.3	10.5	10	8260B		2/23/2018	CJR	1
1,1,2-Trichloroethane	< 4.2	ug/l	4.2	13.2	10	8260B		2/23/2018	CJR	1
Trichloroethene (TCE)	< 3	ug/l	3	9.4	10	8260B		2/23/2018	CJR	1
Trichlorofluoromethane	< 3.5	ug/l	3.5	11	10	8260B		2/23/2018	CJR	1
1,2,4-Trimethylbenzene	< 8	ug/l	8	25.5	10	8260B		2/23/2018	CJR	1

Project Name ACME GALVANIZING **Invoice #** E34258
Project # 12884

Lab Code 5034258F
Sample ID MW-7
Sample Matrix Water
Sample Date 2/21/2018

	Result	Unit	LOD	LOQ	Dil	Method	Ext Date	Run Date	Analyst	Code
1,3,5-Trimethylbenzene	< 6.3	ug/l	6.3	20	10	8260B		2/23/2018	CJR	1
Vinyl Chloride	24.9	ug/l	2	6.5	10	8260B		2/23/2018	CJR	1
m&p-Xylene	< 4.3	ug/l	4.3	13.8	10	8260B		2/23/2018	CJR	1
o-Xylene	< 2.9	ug/l	2.9	9.3	10	8260B		2/23/2018	CJR	1
SUR - 1,2-Dichloroethane-d4	108	REC %			10	8260B		2/23/2018	CJR	1
SUR - 4-Bromofluorobenzene	91	REC %			10	8260B		2/23/2018	CJR	1
SUR - Dibromofluoromethane	99	REC %			10	8260B		2/23/2018	CJR	1
SUR - Toluene-d8	105	REC %			10	8260B		2/23/2018	CJR	1

Project Name ACME GALVANIZING **Invoice #** E34258
Project # 12884

Lab Code 5034258G
Sample ID MW-8
Sample Matrix Water
Sample Date 2/20/2018

	Result	Unit	LOD	LOQ	Dil	Method	Ext Date	Run Date	Analyst	Code
Organic										
VOC's										
Benzene	< 0.22	ug/l	0.22	0.71	1	8260B		2/23/2018	CJR	1
Bromobenzene	< 0.44	ug/l	0.44	1.38	1	8260B		2/23/2018	CJR	1
Bromodichloromethane	< 0.33	ug/l	0.33	1.06	1	8260B		2/23/2018	CJR	1
Bromoform	< 0.45	ug/l	0.45	1.44	1	8260B		2/23/2018	CJR	1
tert-Butylbenzene	< 0.25	ug/l	0.25	0.8	1	8260B		2/23/2018	CJR	1
sec-Butylbenzene	< 0.79	ug/l	0.79	2.53	1	8260B		2/23/2018	CJR	1
n-Butylbenzene	< 0.71	ug/l	0.71	2.25	1	8260B		2/23/2018	CJR	1
Carbon Tetrachloride	< 0.31	ug/l	0.31	0.98	1	8260B		2/23/2018	CJR	1
Chlorobenzene	< 0.26	ug/l	0.26	0.83	1	8260B		2/23/2018	CJR	1
Chloroethane	< 0.61	ug/l	0.61	1.95	1	8260B		2/23/2018	CJR	1
Chloroform	0.37 "J"	ug/l	0.26	0.82	1	8260B		2/23/2018	CJR	1
Chloromethane	< 0.54	ug/l	0.54	1.72	1	8260B		2/23/2018	CJR	1
2-Chlorotoluene	< 0.31	ug/l	0.31	0.98	1	8260B		2/23/2018	CJR	1
4-Chlorotoluene	< 0.26	ug/l	0.26	0.83	1	8260B		2/23/2018	CJR	1
1,2-Dibromo-3-chloropropane	< 2.96	ug/l	2.96	9.43	1	8260B		2/23/2018	CJR	1
Dibromochloromethane	< 0.22	ug/l	0.22	0.69	1	8260B		2/23/2018	CJR	1
1,4-Dichlorobenzene	< 0.7	ug/l	0.7	2.22	1	8260B		2/23/2018	CJR	1
1,3-Dichlorobenzene	< 0.85	ug/l	0.85	2.7	1	8260B		2/23/2018	CJR	1
1,2-Dichlorobenzene	< 0.86	ug/l	0.86	2.74	1	8260B		2/23/2018	CJR	1
Dichlorodifluoromethane	< 0.32	ug/l	0.32	1.02	1	8260B		2/23/2018	CJR	1
1,2-Dichloroethane	< 0.25	ug/l	0.25	0.78	1	8260B		2/23/2018	CJR	1
1,1-Dichloroethane	15	ug/l	0.36	1.14	1	8260B		2/23/2018	CJR	1
1,1-Dichloroethene	< 0.42	ug/l	0.42	1.34	1	8260B		2/23/2018	CJR	1
cis-1,2-Dichloroethene	4.4	ug/l	0.37	1.16	1	8260B		2/23/2018	CJR	1
trans-1,2-Dichloroethene	2.65	ug/l	0.34	1.07	1	8260B		2/23/2018	CJR	1
1,2-Dichloropropane	< 0.44	ug/l	0.44	1.39	1	8260B		2/23/2018	CJR	1
1,3-Dichloropropane	< 0.3	ug/l	0.3	0.94	1	8260B		2/23/2018	CJR	1
trans-1,3-Dichloropropene	< 0.32	ug/l	0.32	1.01	1	8260B		2/23/2018	CJR	1
cis-1,3-Dichloropropene	< 0.26	ug/l	0.26	0.81	1	8260B		2/23/2018	CJR	1
Di-isopropyl ether	< 0.21	ug/l	0.21	0.66	1	8260B		2/23/2018	CJR	1
EDB (1,2-Dibromoethane)	< 0.34	ug/l	0.34	1.09	1	8260B		2/23/2018	CJR	1
Ethylbenzene	< 0.26	ug/l	0.26	0.83	1	8260B		2/23/2018	CJR	1
Hexachlorobutadiene	< 1.34	ug/l	1.34	4.28	1	8260B		2/23/2018	CJR	1
Isopropylbenzene	< 0.78	ug/l	0.78	2.47	1	8260B		2/23/2018	CJR	1
p-Isopropyltoluene	< 0.24	ug/l	0.24	0.76	1	8260B		2/23/2018	CJR	1
Methylene chloride	< 1.32	ug/l	1.32	4.21	1	8260B		2/23/2018	CJR	1
Methyl tert-butyl ether (MTBE)	< 0.28	ug/l	0.28	0.89	1	8260B		2/23/2018	CJR	1
Naphthalene	< 2.1	ug/l	2.1	6.65	1	8260B		2/23/2018	CJR	1
n-Propylbenzene	< 0.61	ug/l	0.61	1.95	1	8260B		2/23/2018	CJR	1
1,1,2,2-Tetrachloroethane	< 0.3	ug/l	0.3	0.97	1	8260B		2/23/2018	CJR	1
1,1,1,2-Tetrachloroethane	< 0.35	ug/l	0.35	1.13	1	8260B		2/23/2018	CJR	1
Tetrachloroethene	< 0.38	ug/l	0.38	1.21	1	8260B		2/23/2018	CJR	1
Toluene	< 0.19	ug/l	0.19	0.6	1	8260B		2/23/2018	CJR	1
1,2,4-Trichlorobenzene	< 1.15	ug/l	1.15	3.67	1	8260B		2/23/2018	CJR	1
1,2,3-Trichlorobenzene	< 1.71	ug/l	1.71	5.43	1	8260B		2/23/2018	CJR	1
1,1,1-Trichloroethane	9.6	ug/l	0.33	1.05	1	8260B		2/23/2018	CJR	1
1,1,2-Trichloroethane	< 0.42	ug/l	0.42	1.32	1	8260B		2/23/2018	CJR	1
Trichloroethene (TCE)	59	ug/l	0.3	0.94	1	8260B		2/23/2018	CJR	1
Trichlorofluoromethane	< 0.35	ug/l	0.35	1.1	1	8260B		2/23/2018	CJR	1
1,2,4-Trimethylbenzene	< 0.8	ug/l	0.8	2.55	1	8260B		2/23/2018	CJR	1

Project Name ACME GALVANIZING **Invoice #** E34258
Project # 12884

Lab Code 5034258G
Sample ID MW-8
Sample Matrix Water
Sample Date 2/20/2018

	Result	Unit	LOD	LOQ	Dil	Method	Ext Date	Run Date	Analyst	Code
1,3,5-Trimethylbenzene	< 0.63	ug/l	0.63	2	1	8260B		2/23/2018	CJR	1
Vinyl Chloride	< 0.2	ug/l	0.2	0.65	1	8260B		2/23/2018	CJR	1
m&p-Xylene	< 0.43	ug/l	0.43	1.38	1	8260B		2/23/2018	CJR	1
o-Xylene	< 0.29	ug/l	0.29	0.93	1	8260B		2/23/2018	CJR	1
SUR - 1,2-Dichloroethane-d4	102	REC %			1	8260B		2/23/2018	CJR	1
SUR - 4-Bromofluorobenzene	88	REC %			1	8260B		2/23/2018	CJR	1
SUR - Dibromofluoromethane	103	REC %			1	8260B		2/23/2018	CJR	1
SUR - Toluene-d8	101	REC %			1	8260B		2/23/2018	CJR	1

Project Name ACME GALVANIZING **Invoice #** E34258
Project # 12884

Lab Code 5034258H
Sample ID MW-9
Sample Matrix Water
Sample Date 2/21/2018

	Result	Unit	LOD	LOQ	Dil	Method	Ext Date	Run Date	Analyst	Code
Organic										
VOC's										
Benzene	< 0.22	ug/l	0.22	0.71	1	8260B		2/23/2018	CJR	1
Bromobenzene	< 0.44	ug/l	0.44	1.38	1	8260B		2/23/2018	CJR	1
Bromodichloromethane	< 0.33	ug/l	0.33	1.06	1	8260B		2/23/2018	CJR	1
Bromoform	< 0.45	ug/l	0.45	1.44	1	8260B		2/23/2018	CJR	1
tert-Butylbenzene	< 0.25	ug/l	0.25	0.8	1	8260B		2/23/2018	CJR	1
sec-Butylbenzene	< 0.79	ug/l	0.79	2.53	1	8260B		2/23/2018	CJR	1
n-Butylbenzene	< 0.71	ug/l	0.71	2.25	1	8260B		2/23/2018	CJR	1
Carbon Tetrachloride	< 0.31	ug/l	0.31	0.98	1	8260B		2/23/2018	CJR	1
Chlorobenzene	< 0.26	ug/l	0.26	0.83	1	8260B		2/23/2018	CJR	1
Chloroethane	< 0.61	ug/l	0.61	1.95	1	8260B		2/23/2018	CJR	1
Chloroform	< 0.26	ug/l	0.26	0.82	1	8260B		2/23/2018	CJR	1
Chloromethane	< 0.54	ug/l	0.54	1.72	1	8260B		2/23/2018	CJR	1
2-Chlorotoluene	< 0.31	ug/l	0.31	0.98	1	8260B		2/23/2018	CJR	1
4-Chlorotoluene	< 0.26	ug/l	0.26	0.83	1	8260B		2/23/2018	CJR	1
1,2-Dibromo-3-chloropropane	< 2.96	ug/l	2.96	9.43	1	8260B		2/23/2018	CJR	1
Dibromochloromethane	< 0.22	ug/l	0.22	0.69	1	8260B		2/23/2018	CJR	1
1,4-Dichlorobenzene	< 0.7	ug/l	0.7	2.22	1	8260B		2/23/2018	CJR	1
1,3-Dichlorobenzene	< 0.85	ug/l	0.85	2.7	1	8260B		2/23/2018	CJR	1
1,2-Dichlorobenzene	< 0.86	ug/l	0.86	2.74	1	8260B		2/23/2018	CJR	1
Dichlorodifluoromethane	< 0.32	ug/l	0.32	1.02	1	8260B		2/23/2018	CJR	1
1,2-Dichloroethane	< 0.25	ug/l	0.25	0.78	1	8260B		2/23/2018	CJR	1
1,1-Dichloroethane	3.3	ug/l	0.36	1.14	1	8260B		2/23/2018	CJR	1
1,1-Dichloroethene	< 0.42	ug/l	0.42	1.34	1	8260B		2/23/2018	CJR	1
cis-1,2-Dichloroethene	0.8 "J"	ug/l	0.37	1.16	1	8260B		2/23/2018	CJR	1
trans-1,2-Dichloroethene	< 0.34	ug/l	0.34	1.07	1	8260B		2/23/2018	CJR	1
1,2-Dichloropropane	< 0.44	ug/l	0.44	1.39	1	8260B		2/23/2018	CJR	1
1,3-Dichloropropane	< 0.3	ug/l	0.3	0.94	1	8260B		2/23/2018	CJR	1
trans-1,3-Dichloropropene	< 0.32	ug/l	0.32	1.01	1	8260B		2/23/2018	CJR	1
cis-1,3-Dichloropropene	< 0.26	ug/l	0.26	0.81	1	8260B		2/23/2018	CJR	1
Di-isopropyl ether	< 0.21	ug/l	0.21	0.66	1	8260B		2/23/2018	CJR	1
EDB (1,2-Dibromoethane)	< 0.34	ug/l	0.34	1.09	1	8260B		2/23/2018	CJR	1
Ethylbenzene	< 0.26	ug/l	0.26	0.83	1	8260B		2/23/2018	CJR	1
Hexachlorobutadiene	< 1.34	ug/l	1.34	4.28	1	8260B		2/23/2018	CJR	1
Isopropylbenzene	< 0.78	ug/l	0.78	2.47	1	8260B		2/23/2018	CJR	1
p-Isopropyltoluene	< 0.24	ug/l	0.24	0.76	1	8260B		2/23/2018	CJR	1
Methylene chloride	< 1.32	ug/l	1.32	4.21	1	8260B		2/23/2018	CJR	1
Methyl tert-butyl ether (MTBE)	< 0.28	ug/l	0.28	0.89	1	8260B		2/23/2018	CJR	1
Naphthalene	< 2.1	ug/l	2.1	6.65	1	8260B		2/23/2018	CJR	1
n-Propylbenzene	< 0.61	ug/l	0.61	1.95	1	8260B		2/23/2018	CJR	1
1,1,2,2-Tetrachloroethane	< 0.3	ug/l	0.3	0.97	1	8260B		2/23/2018	CJR	1
1,1,1,2-Tetrachloroethane	< 0.35	ug/l	0.35	1.13	1	8260B		2/23/2018	CJR	1
Tetrachloroethene	< 0.38	ug/l	0.38	1.21	1	8260B		2/23/2018	CJR	1
Toluene	0.27 "J"	ug/l	0.19	0.6	1	8260B		2/23/2018	CJR	1
1,2,4-Trichlorobenzene	< 1.15	ug/l	1.15	3.67	1	8260B		2/23/2018	CJR	1
1,2,3-Trichlorobenzene	< 1.71	ug/l	1.71	5.43	1	8260B		2/23/2018	CJR	1
1,1,1-Trichloroethane	0.81 "J"	ug/l	0.33	1.05	1	8260B		2/23/2018	CJR	1
1,1,2-Trichloroethane	< 0.42	ug/l	0.42	1.32	1	8260B		2/23/2018	CJR	1
Trichloroethene (TCE)	0.95	ug/l	0.3	0.94	1	8260B		2/23/2018	CJR	1
Trichlorofluoromethane	< 0.35	ug/l	0.35	1.1	1	8260B		2/23/2018	CJR	1
1,2,4-Trimethylbenzene	< 0.8	ug/l	0.8	2.55	1	8260B		2/23/2018	CJR	1

Project Name ACME GALVANIZING **Invoice #** E34258
Project # 12884

Lab Code 5034258H
Sample ID MW-9
Sample Matrix Water
Sample Date 2/21/2018

	Result	Unit	LOD	LOQ	Dil	Method	Ext Date	Run Date	Analyst	Code
1,3,5-Trimethylbenzene	< 0.63	ug/l	0.63	2	1	8260B		2/23/2018	CJR	1
Vinyl Chloride	0.47 "J"	ug/l	0.2	0.65	1	8260B		2/23/2018	CJR	1
m&p-Xylene	< 0.43	ug/l	0.43	1.38	1	8260B		2/23/2018	CJR	1
o-Xylene	< 0.29	ug/l	0.29	0.93	1	8260B		2/23/2018	CJR	1
SUR - 1,2-Dichloroethane-d4	95	REC %			1	8260B		2/23/2018	CJR	1
SUR - Toluene-d8	102	REC %			1	8260B		2/23/2018	CJR	1
SUR - Dibromofluoromethane	104	REC %			1	8260B		2/23/2018	CJR	1
SUR - 4-Bromofluorobenzene	92	REC %			1	8260B		2/23/2018	CJR	1

Project Name ACME GALVANIZING **Invoice #** E34258
Project # 12884

Lab Code 5034258I
Sample ID MW-10
Sample Matrix Water
Sample Date 2/20/2018

	Result	Unit	LOD	LOQ	Dil	Method	Ext Date	Run Date	Analyst	Code
Organic										
VOC's										
Benzene	< 0.22	ug/l	0.22	0.71	1	8260B		2/23/2018	CJR	1
Bromobenzene	< 0.44	ug/l	0.44	1.38	1	8260B		2/23/2018	CJR	1
Bromodichloromethane	< 0.33	ug/l	0.33	1.06	1	8260B		2/23/2018	CJR	1
Bromoform	< 0.45	ug/l	0.45	1.44	1	8260B		2/23/2018	CJR	1
tert-Butylbenzene	< 0.25	ug/l	0.25	0.8	1	8260B		2/23/2018	CJR	1
sec-Butylbenzene	< 0.79	ug/l	0.79	2.53	1	8260B		2/23/2018	CJR	1
n-Butylbenzene	< 0.71	ug/l	0.71	2.25	1	8260B		2/23/2018	CJR	1
Carbon Tetrachloride	< 0.31	ug/l	0.31	0.98	1	8260B		2/23/2018	CJR	1
Chlorobenzene	< 0.26	ug/l	0.26	0.83	1	8260B		2/23/2018	CJR	1
Chloroethane	< 0.61	ug/l	0.61	1.95	1	8260B		2/23/2018	CJR	1
Chloroform	< 0.26	ug/l	0.26	0.82	1	8260B		2/23/2018	CJR	1
Chloromethane	< 0.54	ug/l	0.54	1.72	1	8260B		2/23/2018	CJR	1
2-Chlorotoluene	< 0.31	ug/l	0.31	0.98	1	8260B		2/23/2018	CJR	1
4-Chlorotoluene	< 0.26	ug/l	0.26	0.83	1	8260B		2/23/2018	CJR	1
1,2-Dibromo-3-chloropropane	< 2.96	ug/l	2.96	9.43	1	8260B		2/23/2018	CJR	1
Dibromochloromethane	< 0.22	ug/l	0.22	0.69	1	8260B		2/23/2018	CJR	1
1,4-Dichlorobenzene	< 0.7	ug/l	0.7	2.22	1	8260B		2/23/2018	CJR	1
1,3-Dichlorobenzene	< 0.85	ug/l	0.85	2.7	1	8260B		2/23/2018	CJR	1
1,2-Dichlorobenzene	< 0.86	ug/l	0.86	2.74	1	8260B		2/23/2018	CJR	1
Dichlorodifluoromethane	< 0.32	ug/l	0.32	1.02	1	8260B		2/23/2018	CJR	1
1,2-Dichloroethane	< 0.25	ug/l	0.25	0.78	1	8260B		2/23/2018	CJR	1
1,1-Dichloroethane	< 0.36	ug/l	0.36	1.14	1	8260B		2/23/2018	CJR	1
1,1-Dichloroethene	< 0.42	ug/l	0.42	1.34	1	8260B		2/23/2018	CJR	1
cis-1,2-Dichloroethene	< 0.37	ug/l	0.37	1.16	1	8260B		2/23/2018	CJR	1
trans-1,2-Dichloroethene	< 0.34	ug/l	0.34	1.07	1	8260B		2/23/2018	CJR	1
1,2-Dichloropropane	< 0.44	ug/l	0.44	1.39	1	8260B		2/23/2018	CJR	1
1,3-Dichloropropane	< 0.3	ug/l	0.3	0.94	1	8260B		2/23/2018	CJR	1
trans-1,3-Dichloropropene	< 0.32	ug/l	0.32	1.01	1	8260B		2/23/2018	CJR	1
cis-1,3-Dichloropropene	< 0.26	ug/l	0.26	0.81	1	8260B		2/23/2018	CJR	1
Di-isopropyl ether	< 0.21	ug/l	0.21	0.66	1	8260B		2/23/2018	CJR	1
EDB (1,2-Dibromoethane)	< 0.34	ug/l	0.34	1.09	1	8260B		2/23/2018	CJR	1
Ethylbenzene	< 0.26	ug/l	0.26	0.83	1	8260B		2/23/2018	CJR	1
Hexachlorobutadiene	< 1.34	ug/l	1.34	4.28	1	8260B		2/23/2018	CJR	1
Isopropylbenzene	< 0.78	ug/l	0.78	2.47	1	8260B		2/23/2018	CJR	1
p-Isopropyltoluene	< 0.24	ug/l	0.24	0.76	1	8260B		2/23/2018	CJR	1
Methylene chloride	< 1.32	ug/l	1.32	4.21	1	8260B		2/23/2018	CJR	1
Methyl tert-butyl ether (MTBE)	< 0.28	ug/l	0.28	0.89	1	8260B		2/23/2018	CJR	1
Naphthalene	< 2.1	ug/l	2.1	6.65	1	8260B		2/23/2018	CJR	1
n-Propylbenzene	< 0.61	ug/l	0.61	1.95	1	8260B		2/23/2018	CJR	1
1,1,2,2-Tetrachloroethane	< 0.3	ug/l	0.3	0.97	1	8260B		2/23/2018	CJR	1
1,1,1,2-Tetrachloroethane	< 0.35	ug/l	0.35	1.13	1	8260B		2/23/2018	CJR	1
Tetrachloroethene	< 0.38	ug/l	0.38	1.21	1	8260B		2/23/2018	CJR	1
Toluene	< 0.19	ug/l	0.19	0.6	1	8260B		2/23/2018	CJR	1
1,2,4-Trichlorobenzene	< 1.15	ug/l	1.15	3.67	1	8260B		2/23/2018	CJR	1
1,2,3-Trichlorobenzene	< 1.71	ug/l	1.71	5.43	1	8260B		2/23/2018	CJR	1
1,1,1-Trichloroethane	< 0.33	ug/l	0.33	1.05	1	8260B		2/23/2018	CJR	1
1,1,2-Trichloroethane	< 0.42	ug/l	0.42	1.32	1	8260B		2/23/2018	CJR	1
Trichloroethene (TCE)	< 0.3	ug/l	0.3	0.94	1	8260B		2/23/2018	CJR	1
Trichlorofluoromethane	< 0.35	ug/l	0.35	1.1	1	8260B		2/23/2018	CJR	1
1,2,4-Trimethylbenzene	< 0.8	ug/l	0.8	2.55	1	8260B		2/23/2018	CJR	1

Project Name ACME GALVANIZING **Invoice #** E34258
Project # 12884

Lab Code 5034258I
Sample ID MW-10
Sample Matrix Water
Sample Date 2/20/2018

	Result	Unit	LOD	LOQ	Dil	Method	Ext Date	Run Date	Analyst	Code
1,3,5-Trimethylbenzene	< 0.63	ug/l	0.63	2	1	8260B		2/23/2018	CJR	1
Vinyl Chloride	< 0.2	ug/l	0.2	0.65	1	8260B		2/23/2018	CJR	1
m&p-Xylene	< 0.43	ug/l	0.43	1.38	1	8260B		2/23/2018	CJR	1
o-Xylene	< 0.29	ug/l	0.29	0.93	1	8260B		2/23/2018	CJR	1
SUR - Toluene-d8	103	REC %			1	8260B		2/23/2018	CJR	1
SUR - 1,2-Dichloroethane-d4	102	REC %			1	8260B		2/23/2018	CJR	1
SUR - 4-Bromofluorobenzene	91	REC %			1	8260B		2/23/2018	CJR	1
SUR - Dibromofluoromethane	101	REC %			1	8260B		2/23/2018	CJR	1

Project Name ACME GALVANIZING **Invoice #** E34258
Project # 12884

Lab Code 5034258J
Sample ID MW-11
Sample Matrix Water
Sample Date 2/20/2018

	Result	Unit	LOD	LOQ	Dil	Method	Ext Date	Run Date	Analyst	Code
Organic										
VOC's										
Benzene	< 0.22	ug/l	0.22	0.71	1	8260B		2/23/2018	CJR	1
Bromobenzene	< 0.44	ug/l	0.44	1.38	1	8260B		2/23/2018	CJR	1
Bromodichloromethane	< 0.33	ug/l	0.33	1.06	1	8260B		2/23/2018	CJR	1
Bromoform	< 0.45	ug/l	0.45	1.44	1	8260B		2/23/2018	CJR	1
tert-Butylbenzene	< 0.25	ug/l	0.25	0.8	1	8260B		2/23/2018	CJR	1
sec-Butylbenzene	< 0.79	ug/l	0.79	2.53	1	8260B		2/23/2018	CJR	1
n-Butylbenzene	< 0.71	ug/l	0.71	2.25	1	8260B		2/23/2018	CJR	1
Carbon Tetrachloride	< 0.31	ug/l	0.31	0.98	1	8260B		2/23/2018	CJR	1
Chlorobenzene	< 0.26	ug/l	0.26	0.83	1	8260B		2/23/2018	CJR	1
Chloroethane	< 0.61	ug/l	0.61	1.95	1	8260B		2/23/2018	CJR	1
Chloroform	< 0.26	ug/l	0.26	0.82	1	8260B		2/23/2018	CJR	1
Chloromethane	< 0.54	ug/l	0.54	1.72	1	8260B		2/23/2018	CJR	1
2-Chlorotoluene	< 0.31	ug/l	0.31	0.98	1	8260B		2/23/2018	CJR	1
4-Chlorotoluene	< 0.26	ug/l	0.26	0.83	1	8260B		2/23/2018	CJR	1
1,2-Dibromo-3-chloropropane	< 2.96	ug/l	2.96	9.43	1	8260B		2/23/2018	CJR	1
Dibromochloromethane	< 0.22	ug/l	0.22	0.69	1	8260B		2/23/2018	CJR	1
1,4-Dichlorobenzene	< 0.7	ug/l	0.7	2.22	1	8260B		2/23/2018	CJR	1
1,3-Dichlorobenzene	< 0.85	ug/l	0.85	2.7	1	8260B		2/23/2018	CJR	1
1,2-Dichlorobenzene	< 0.86	ug/l	0.86	2.74	1	8260B		2/23/2018	CJR	1
Dichlorodifluoromethane	< 0.32	ug/l	0.32	1.02	1	8260B		2/23/2018	CJR	1
1,2-Dichloroethane	< 0.25	ug/l	0.25	0.78	1	8260B		2/23/2018	CJR	1
1,1-Dichloroethane	< 0.36	ug/l	0.36	1.14	1	8260B		2/23/2018	CJR	1
1,1-Dichloroethene	< 0.42	ug/l	0.42	1.34	1	8260B		2/23/2018	CJR	1
cis-1,2-Dichloroethene	< 0.37	ug/l	0.37	1.16	1	8260B		2/23/2018	CJR	1
trans-1,2-Dichloroethene	< 0.34	ug/l	0.34	1.07	1	8260B		2/23/2018	CJR	1
1,2-Dichloropropane	< 0.44	ug/l	0.44	1.39	1	8260B		2/23/2018	CJR	1
1,3-Dichloropropane	< 0.3	ug/l	0.3	0.94	1	8260B		2/23/2018	CJR	1
trans-1,3-Dichloropropene	< 0.32	ug/l	0.32	1.01	1	8260B		2/23/2018	CJR	1
cis-1,3-Dichloropropene	< 0.26	ug/l	0.26	0.81	1	8260B		2/23/2018	CJR	1
Di-isopropyl ether	< 0.21	ug/l	0.21	0.66	1	8260B		2/23/2018	CJR	1
EDB (1,2-Dibromoethane)	< 0.34	ug/l	0.34	1.09	1	8260B		2/23/2018	CJR	1
Ethylbenzene	< 0.26	ug/l	0.26	0.83	1	8260B		2/23/2018	CJR	1
Hexachlorobutadiene	< 1.34	ug/l	1.34	4.28	1	8260B		2/23/2018	CJR	1
Isopropylbenzene	< 0.78	ug/l	0.78	2.47	1	8260B		2/23/2018	CJR	1
p-Isopropyltoluene	< 0.24	ug/l	0.24	0.76	1	8260B		2/23/2018	CJR	1
Methylene chloride	< 1.32	ug/l	1.32	4.21	1	8260B		2/23/2018	CJR	1
Methyl tert-butyl ether (MTBE)	< 0.28	ug/l	0.28	0.89	1	8260B		2/23/2018	CJR	1
Naphthalene	< 2.1	ug/l	2.1	6.65	1	8260B		2/23/2018	CJR	1
n-Propylbenzene	< 0.61	ug/l	0.61	1.95	1	8260B		2/23/2018	CJR	1
1,1,2,2-Tetrachloroethane	< 0.3	ug/l	0.3	0.97	1	8260B		2/23/2018	CJR	1
1,1,1,2-Tetrachloroethane	< 0.35	ug/l	0.35	1.13	1	8260B		2/23/2018	CJR	1
Tetrachloroethene	< 0.38	ug/l	0.38	1.21	1	8260B		2/23/2018	CJR	1
Toluene	0.26 "J"	ug/l	0.19	0.6	1	8260B		2/23/2018	CJR	1
1,2,4-Trichlorobenzene	< 1.15	ug/l	1.15	3.67	1	8260B		2/23/2018	CJR	1
1,2,3-Trichlorobenzene	< 1.71	ug/l	1.71	5.43	1	8260B		2/23/2018	CJR	1
1,1,1-Trichloroethane	< 0.33	ug/l	0.33	1.05	1	8260B		2/23/2018	CJR	1
1,1,2-Trichloroethane	< 0.42	ug/l	0.42	1.32	1	8260B		2/23/2018	CJR	1
Trichloroethene (TCE)	< 0.3	ug/l	0.3	0.94	1	8260B		2/23/2018	CJR	1
Trichlorofluoromethane	< 0.35	ug/l	0.35	1.1	1	8260B		2/23/2018	CJR	1
1,2,4-Trimethylbenzene	< 0.8	ug/l	0.8	2.55	1	8260B		2/23/2018	CJR	1

Project Name ACME GALVANIZING **Invoice #** E34258
Project # 12884

Lab Code 5034258J
Sample ID MW-11
Sample Matrix Water
Sample Date 2/20/2018

	Result	Unit	LOD	LOQ	Dil	Method	Ext Date	Run Date	Analyst	Code
1,3,5-Trimethylbenzene	< 0.63	ug/l	0.63	2	1	8260B		2/23/2018	CJR	1
Vinyl Chloride	< 0.2	ug/l	0.2	0.65	1	8260B		2/23/2018	CJR	1
m&p-Xylene	< 0.43	ug/l	0.43	1.38	1	8260B		2/23/2018	CJR	1
o-Xylene	< 0.29	ug/l	0.29	0.93	1	8260B		2/23/2018	CJR	1
SUR - 1,2-Dichloroethane-d4	103	REC %			1	8260B		2/23/2018	CJR	1
SUR - 4-Bromofluorobenzene	93	REC %			1	8260B		2/23/2018	CJR	1
SUR - Dibromofluoromethane	100	REC %			1	8260B		2/23/2018	CJR	1
SUR - Toluene-d8	102	REC %			1	8260B		2/23/2018	CJR	1

Project Name ACME GALVANIZING **Invoice #** E34258
Project # 12884

Lab Code 5034258K
Sample ID MW-12
Sample Matrix Water
Sample Date 2/20/2018

	Result	Unit	LOD	LOQ	Dil	Method	Ext Date	Run Date	Analyst	Code
Organic										
VOC's										
Benzene	< 0.22	ug/l	0.22	0.71	1	8260B		2/23/2018	CJR	1
Bromobenzene	< 0.44	ug/l	0.44	1.38	1	8260B		2/23/2018	CJR	1
Bromodichloromethane	< 0.33	ug/l	0.33	1.06	1	8260B		2/23/2018	CJR	1
Bromoform	< 0.45	ug/l	0.45	1.44	1	8260B		2/23/2018	CJR	1
tert-Butylbenzene	< 0.25	ug/l	0.25	0.8	1	8260B		2/23/2018	CJR	1
sec-Butylbenzene	< 0.79	ug/l	0.79	2.53	1	8260B		2/23/2018	CJR	1
n-Butylbenzene	< 0.71	ug/l	0.71	2.25	1	8260B		2/23/2018	CJR	1
Carbon Tetrachloride	< 0.31	ug/l	0.31	0.98	1	8260B		2/23/2018	CJR	1
Chlorobenzene	< 0.26	ug/l	0.26	0.83	1	8260B		2/23/2018	CJR	1
Chloroethane	< 0.61	ug/l	0.61	1.95	1	8260B		2/23/2018	CJR	1
Chloroform	< 0.26	ug/l	0.26	0.82	1	8260B		2/23/2018	CJR	1
Chloromethane	< 0.54	ug/l	0.54	1.72	1	8260B		2/23/2018	CJR	1
2-Chlorotoluene	< 0.31	ug/l	0.31	0.98	1	8260B		2/23/2018	CJR	1
4-Chlorotoluene	< 0.26	ug/l	0.26	0.83	1	8260B		2/23/2018	CJR	1
1,2-Dibromo-3-chloropropane	< 2.96	ug/l	2.96	9.43	1	8260B		2/23/2018	CJR	1
Dibromochloromethane	< 0.22	ug/l	0.22	0.69	1	8260B		2/23/2018	CJR	1
1,4-Dichlorobenzene	< 0.7	ug/l	0.7	2.22	1	8260B		2/23/2018	CJR	1
1,3-Dichlorobenzene	< 0.85	ug/l	0.85	2.7	1	8260B		2/23/2018	CJR	1
1,2-Dichlorobenzene	< 0.86	ug/l	0.86	2.74	1	8260B		2/23/2018	CJR	1
Dichlorodifluoromethane	< 0.32	ug/l	0.32	1.02	1	8260B		2/23/2018	CJR	1
1,2-Dichloroethane	< 0.25	ug/l	0.25	0.78	1	8260B		2/23/2018	CJR	1
1,1-Dichloroethane	< 0.36	ug/l	0.36	1.14	1	8260B		2/23/2018	CJR	1
1,1-Dichloroethene	< 0.42	ug/l	0.42	1.34	1	8260B		2/23/2018	CJR	1
cis-1,2-Dichloroethene	< 0.37	ug/l	0.37	1.16	1	8260B		2/23/2018	CJR	1
trans-1,2-Dichloroethene	< 0.34	ug/l	0.34	1.07	1	8260B		2/23/2018	CJR	1
1,2-Dichloropropane	< 0.44	ug/l	0.44	1.39	1	8260B		2/23/2018	CJR	1
1,3-Dichloropropane	< 0.3	ug/l	0.3	0.94	1	8260B		2/23/2018	CJR	1
trans-1,3-Dichloropropene	< 0.32	ug/l	0.32	1.01	1	8260B		2/23/2018	CJR	1
cis-1,3-Dichloropropene	< 0.26	ug/l	0.26	0.81	1	8260B		2/23/2018	CJR	1
Di-isopropyl ether	< 0.21	ug/l	0.21	0.66	1	8260B		2/23/2018	CJR	1
EDB (1,2-Dibromoethane)	< 0.34	ug/l	0.34	1.09	1	8260B		2/23/2018	CJR	1
Ethylbenzene	< 0.26	ug/l	0.26	0.83	1	8260B		2/23/2018	CJR	1
Hexachlorobutadiene	< 1.34	ug/l	1.34	4.28	1	8260B		2/23/2018	CJR	1
Isopropylbenzene	< 0.78	ug/l	0.78	2.47	1	8260B		2/23/2018	CJR	1
p-Isopropyltoluene	< 0.24	ug/l	0.24	0.76	1	8260B		2/23/2018	CJR	1
Methylene chloride	< 1.32	ug/l	1.32	4.21	1	8260B		2/23/2018	CJR	1
Methyl tert-butyl ether (MTBE)	< 0.28	ug/l	0.28	0.89	1	8260B		2/23/2018	CJR	1
Naphthalene	< 2.1	ug/l	2.1	6.65	1	8260B		2/23/2018	CJR	1
n-Propylbenzene	< 0.61	ug/l	0.61	1.95	1	8260B		2/23/2018	CJR	1
1,1,2,2-Tetrachloroethane	< 0.3	ug/l	0.3	0.97	1	8260B		2/23/2018	CJR	1
1,1,1,2-Tetrachloroethane	< 0.35	ug/l	0.35	1.13	1	8260B		2/23/2018	CJR	1
Tetrachloroethene	< 0.38	ug/l	0.38	1.21	1	8260B		2/23/2018	CJR	1
Toluene	0.24 "J"	ug/l	0.19	0.6	1	8260B		2/23/2018	CJR	1
1,2,4-Trichlorobenzene	< 1.15	ug/l	1.15	3.67	1	8260B		2/23/2018	CJR	1
1,2,3-Trichlorobenzene	< 1.71	ug/l	1.71	5.43	1	8260B		2/23/2018	CJR	1
1,1,1-Trichloroethane	< 0.33	ug/l	0.33	1.05	1	8260B		2/23/2018	CJR	1
1,1,2-Trichloroethane	< 0.42	ug/l	0.42	1.32	1	8260B		2/23/2018	CJR	1
Trichloroethene (TCE)	< 0.3	ug/l	0.3	0.94	1	8260B		2/23/2018	CJR	1
Trichlorofluoromethane	< 0.35	ug/l	0.35	1.1	1	8260B		2/23/2018	CJR	1
1,2,4-Trimethylbenzene	< 0.8	ug/l	0.8	2.55	1	8260B		2/23/2018	CJR	1

Project Name ACME GALVANIZING **Invoice #** E34258
Project # 12884

Lab Code 5034258K
Sample ID MW-12
Sample Matrix Water
Sample Date 2/20/2018

	Result	Unit	LOD	LOQ	Dil	Method	Ext Date	Run Date	Analyst	Code
1,3,5-Trimethylbenzene	< 0.63	ug/l	0.63	2	1	8260B		2/23/2018	CJR	1
Vinyl Chloride	10.7	ug/l	0.2	0.65	1	8260B		2/23/2018	CJR	1
m&p-Xylene	< 0.43	ug/l	0.43	1.38	1	8260B		2/23/2018	CJR	1
o-Xylene	< 0.29	ug/l	0.29	0.93	1	8260B		2/23/2018	CJR	1
SUR - 1,2-Dichloroethane-d4	103	REC %			1	8260B		2/23/2018	CJR	1
SUR - 4-Bromofluorobenzene	93	REC %			1	8260B		2/23/2018	CJR	1
SUR - Dibromofluoromethane	107	REC %			1	8260B		2/23/2018	CJR	1
SUR - Toluene-d8	105	REC %			1	8260B		2/23/2018	CJR	1

Project Name ACME GALVANIZING **Invoice #** E34258
Project # 12884

Lab Code 5034258L
Sample ID MW-13
Sample Matrix Water
Sample Date 2/20/2018

	Result	Unit	LOD	LOQ	Dil	Method	Ext Date	Run Date	Analyst	Code
Organic										
VOC's										
Benzene	< 0.22	ug/l	0.22	0.71	1	8260B		2/23/2018	CJR	1
Bromobenzene	< 0.44	ug/l	0.44	1.38	1	8260B		2/23/2018	CJR	1
Bromodichloromethane	< 0.33	ug/l	0.33	1.06	1	8260B		2/23/2018	CJR	1
Bromoform	< 0.45	ug/l	0.45	1.44	1	8260B		2/23/2018	CJR	1
tert-Butylbenzene	< 0.25	ug/l	0.25	0.8	1	8260B		2/23/2018	CJR	1
sec-Butylbenzene	< 0.79	ug/l	0.79	2.53	1	8260B		2/23/2018	CJR	1
n-Butylbenzene	< 0.71	ug/l	0.71	2.25	1	8260B		2/23/2018	CJR	1
Carbon Tetrachloride	< 0.31	ug/l	0.31	0.98	1	8260B		2/23/2018	CJR	1
Chlorobenzene	< 0.26	ug/l	0.26	0.83	1	8260B		2/23/2018	CJR	1
Chloroethane	< 0.61	ug/l	0.61	1.95	1	8260B		2/23/2018	CJR	1
Chloroform	< 0.26	ug/l	0.26	0.82	1	8260B		2/23/2018	CJR	1
Chloromethane	< 0.54	ug/l	0.54	1.72	1	8260B		2/23/2018	CJR	1
2-Chlorotoluene	< 0.31	ug/l	0.31	0.98	1	8260B		2/23/2018	CJR	1
4-Chlorotoluene	< 0.26	ug/l	0.26	0.83	1	8260B		2/23/2018	CJR	1
1,2-Dibromo-3-chloropropane	< 2.96	ug/l	2.96	9.43	1	8260B		2/23/2018	CJR	1
Dibromochloromethane	< 0.22	ug/l	0.22	0.69	1	8260B		2/23/2018	CJR	1
1,4-Dichlorobenzene	< 0.7	ug/l	0.7	2.22	1	8260B		2/23/2018	CJR	1
1,3-Dichlorobenzene	< 0.85	ug/l	0.85	2.7	1	8260B		2/23/2018	CJR	1
1,2-Dichlorobenzene	< 0.86	ug/l	0.86	2.74	1	8260B		2/23/2018	CJR	1
Dichlorodifluoromethane	< 0.32	ug/l	0.32	1.02	1	8260B		2/23/2018	CJR	1
1,2-Dichloroethane	< 0.25	ug/l	0.25	0.78	1	8260B		2/23/2018	CJR	1
1,1-Dichloroethane	0.57 "J"	ug/l	0.36	1.14	1	8260B		2/23/2018	CJR	1
1,1-Dichloroethene	< 0.42	ug/l	0.42	1.34	1	8260B		2/23/2018	CJR	1
cis-1,2-Dichloroethene	2.2	ug/l	0.37	1.16	1	8260B		2/23/2018	CJR	1
trans-1,2-Dichloroethene	< 0.34	ug/l	0.34	1.07	1	8260B		2/23/2018	CJR	1
1,2-Dichloropropane	< 0.44	ug/l	0.44	1.39	1	8260B		2/23/2018	CJR	1
1,3-Dichloropropane	< 0.3	ug/l	0.3	0.94	1	8260B		2/23/2018	CJR	1
trans-1,3-Dichloropropene	< 0.32	ug/l	0.32	1.01	1	8260B		2/23/2018	CJR	1
cis-1,3-Dichloropropene	< 0.26	ug/l	0.26	0.81	1	8260B		2/23/2018	CJR	1
Di-isopropyl ether	< 0.21	ug/l	0.21	0.66	1	8260B		2/23/2018	CJR	1
EDB (1,2-Dibromoethane)	< 0.34	ug/l	0.34	1.09	1	8260B		2/23/2018	CJR	1
Ethylbenzene	< 0.26	ug/l	0.26	0.83	1	8260B		2/23/2018	CJR	1
Hexachlorobutadiene	< 1.34	ug/l	1.34	4.28	1	8260B		2/23/2018	CJR	1
Isopropylbenzene	< 0.78	ug/l	0.78	2.47	1	8260B		2/23/2018	CJR	1
p-Isopropyltoluene	< 0.24	ug/l	0.24	0.76	1	8260B		2/23/2018	CJR	1
Methylene chloride	< 1.32	ug/l	1.32	4.21	1	8260B		2/23/2018	CJR	1
Methyl tert-butyl ether (MTBE)	< 0.28	ug/l	0.28	0.89	1	8260B		2/23/2018	CJR	1
Naphthalene	< 2.1	ug/l	2.1	6.65	1	8260B		2/23/2018	CJR	1
n-Propylbenzene	< 0.61	ug/l	0.61	1.95	1	8260B		2/23/2018	CJR	1
1,1,2,2-Tetrachloroethane	< 0.3	ug/l	0.3	0.97	1	8260B		2/23/2018	CJR	1
1,1,1,2-Tetrachloroethane	< 0.35	ug/l	0.35	1.13	1	8260B		2/23/2018	CJR	1
Tetrachloroethene	< 0.38	ug/l	0.38	1.21	1	8260B		2/23/2018	CJR	1
Toluene	< 0.19	ug/l	0.19	0.6	1	8260B		2/23/2018	CJR	1
1,2,4-Trichlorobenzene	< 1.15	ug/l	1.15	3.67	1	8260B		2/23/2018	CJR	1
1,2,3-Trichlorobenzene	< 1.71	ug/l	1.71	5.43	1	8260B		2/23/2018	CJR	1
1,1,1-Trichloroethane	< 0.33	ug/l	0.33	1.05	1	8260B		2/23/2018	CJR	1
1,1,2-Trichloroethane	< 0.42	ug/l	0.42	1.32	1	8260B		2/23/2018	CJR	1
Trichloroethene (TCE)	< 0.3	ug/l	0.3	0.94	1	8260B		2/23/2018	CJR	1
Trichlorofluoromethane	< 0.35	ug/l	0.35	1.1	1	8260B		2/23/2018	CJR	1
1,2,4-Trimethylbenzene	< 0.8	ug/l	0.8	2.55	1	8260B		2/23/2018	CJR	1

Project Name ACME GALVANIZING **Invoice #** E34258
Project # 12884

Lab Code 5034258L
Sample ID MW-13
Sample Matrix Water
Sample Date 2/20/2018

	Result	Unit	LOD	LOQ	Dil	Method	Ext Date	Run Date	Analyst	Code
1,3,5-Trimethylbenzene	< 0.63	ug/l	0.63	2	1	8260B		2/23/2018	CJR	1
Vinyl Chloride	0.45 "J"	ug/l	0.2	0.65	1	8260B		2/23/2018	CJR	1
m&p-Xylene	< 0.43	ug/l	0.43	1.38	1	8260B		2/23/2018	CJR	1
o-Xylene	< 0.29	ug/l	0.29	0.93	1	8260B		2/23/2018	CJR	1
SUR - 1,2-Dichloroethane-d4	102	REC %			1	8260B		2/23/2018	CJR	1
SUR - Toluene-d8	105	REC %			1	8260B		2/23/2018	CJR	1
SUR - 4-Bromofluorobenzene	92	REC %			1	8260B		2/23/2018	CJR	1
SUR - Dibromofluoromethane	104	REC %			1	8260B		2/23/2018	CJR	1

Project Name ACME GALVANIZING **Invoice #** E34258
Project # 12884

Lab Code 5034258M
Sample ID MW-14
Sample Matrix Water
Sample Date 2/20/2018

	Result	Unit	LOD	LOQ	Dil	Method	Ext Date	Run Date	Analyst	Code
Organic										
VOC's										
Benzene	< 0.22	ug/l	0.22	0.71	1	8260B		2/23/2018	CJR	1
Bromobenzene	< 0.44	ug/l	0.44	1.38	1	8260B		2/23/2018	CJR	1
Bromodichloromethane	< 0.33	ug/l	0.33	1.06	1	8260B		2/23/2018	CJR	1
Bromoform	< 0.45	ug/l	0.45	1.44	1	8260B		2/23/2018	CJR	1
tert-Butylbenzene	< 0.25	ug/l	0.25	0.8	1	8260B		2/23/2018	CJR	1
sec-Butylbenzene	< 0.79	ug/l	0.79	2.53	1	8260B		2/23/2018	CJR	1
n-Butylbenzene	< 0.71	ug/l	0.71	2.25	1	8260B		2/23/2018	CJR	1
Carbon Tetrachloride	< 0.31	ug/l	0.31	0.98	1	8260B		2/23/2018	CJR	1
Chlorobenzene	< 0.26	ug/l	0.26	0.83	1	8260B		2/23/2018	CJR	1
Chloroethane	< 0.61	ug/l	0.61	1.95	1	8260B		2/23/2018	CJR	1
Chloroform	< 0.26	ug/l	0.26	0.82	1	8260B		2/23/2018	CJR	1
Chloromethane	< 0.54	ug/l	0.54	1.72	1	8260B		2/23/2018	CJR	1
2-Chlorotoluene	< 0.31	ug/l	0.31	0.98	1	8260B		2/23/2018	CJR	1
4-Chlorotoluene	< 0.26	ug/l	0.26	0.83	1	8260B		2/23/2018	CJR	1
1,2-Dibromo-3-chloropropane	< 2.96	ug/l	2.96	9.43	1	8260B		2/23/2018	CJR	1
Dibromochloromethane	< 0.22	ug/l	0.22	0.69	1	8260B		2/23/2018	CJR	1
1,4-Dichlorobenzene	< 0.7	ug/l	0.7	2.22	1	8260B		2/23/2018	CJR	1
1,3-Dichlorobenzene	< 0.85	ug/l	0.85	2.7	1	8260B		2/23/2018	CJR	1
1,2-Dichlorobenzene	< 0.86	ug/l	0.86	2.74	1	8260B		2/23/2018	CJR	1
Dichlorodifluoromethane	< 0.32	ug/l	0.32	1.02	1	8260B		2/23/2018	CJR	1
1,2-Dichloroethane	< 0.25	ug/l	0.25	0.78	1	8260B		2/23/2018	CJR	1
1,1-Dichloroethane	< 0.36	ug/l	0.36	1.14	1	8260B		2/23/2018	CJR	1
1,1-Dichloroethene	< 0.42	ug/l	0.42	1.34	1	8260B		2/23/2018	CJR	1
cis-1,2-Dichloroethene	0.82 "J"	ug/l	0.37	1.16	1	8260B		2/23/2018	CJR	1
trans-1,2-Dichloroethene	< 0.34	ug/l	0.34	1.07	1	8260B		2/23/2018	CJR	1
1,2-Dichloropropane	< 0.44	ug/l	0.44	1.39	1	8260B		2/23/2018	CJR	1
1,3-Dichloropropane	< 0.3	ug/l	0.3	0.94	1	8260B		2/23/2018	CJR	1
trans-1,3-Dichloropropene	< 0.32	ug/l	0.32	1.01	1	8260B		2/23/2018	CJR	1
cis-1,3-Dichloropropene	< 0.26	ug/l	0.26	0.81	1	8260B		2/23/2018	CJR	1
Di-isopropyl ether	< 0.21	ug/l	0.21	0.66	1	8260B		2/23/2018	CJR	1
EDB (1,2-Dibromoethane)	< 0.34	ug/l	0.34	1.09	1	8260B		2/23/2018	CJR	1
Ethylbenzene	< 0.26	ug/l	0.26	0.83	1	8260B		2/23/2018	CJR	1
Hexachlorobutadiene	< 1.34	ug/l	1.34	4.28	1	8260B		2/23/2018	CJR	1
Isopropylbenzene	< 0.78	ug/l	0.78	2.47	1	8260B		2/23/2018	CJR	1
p-Isopropyltoluene	< 0.24	ug/l	0.24	0.76	1	8260B		2/23/2018	CJR	1
Methylene chloride	< 1.32	ug/l	1.32	4.21	1	8260B		2/23/2018	CJR	1
Methyl tert-butyl ether (MTBE)	< 0.28	ug/l	0.28	0.89	1	8260B		2/23/2018	CJR	1
Naphthalene	< 2.1	ug/l	2.1	6.65	1	8260B		2/23/2018	CJR	1
n-Propylbenzene	< 0.61	ug/l	0.61	1.95	1	8260B		2/23/2018	CJR	1
1,1,2,2-Tetrachloroethane	< 0.3	ug/l	0.3	0.97	1	8260B		2/23/2018	CJR	1
1,1,1,2-Tetrachloroethane	< 0.35	ug/l	0.35	1.13	1	8260B		2/23/2018	CJR	1
Tetrachloroethene	< 0.38	ug/l	0.38	1.21	1	8260B		2/23/2018	CJR	1
Toluene	< 0.19	ug/l	0.19	0.6	1	8260B		2/23/2018	CJR	1
1,2,4-Trichlorobenzene	< 1.15	ug/l	1.15	3.67	1	8260B		2/23/2018	CJR	1
1,2,3-Trichlorobenzene	< 1.71	ug/l	1.71	5.43	1	8260B		2/23/2018	CJR	1
1,1,1-Trichloroethane	0.35 "J"	ug/l	0.33	1.05	1	8260B		2/23/2018	CJR	1
1,1,2-Trichloroethane	< 0.42	ug/l	0.42	1.32	1	8260B		2/23/2018	CJR	1
Trichloroethene (TCE)	25.6	ug/l	0.3	0.94	1	8260B		2/23/2018	CJR	1
Trichlorofluoromethane	< 0.35	ug/l	0.35	1.1	1	8260B		2/23/2018	CJR	1
1,2,4-Trimethylbenzene	< 0.8	ug/l	0.8	2.55	1	8260B		2/23/2018	CJR	1

Project Name ACME GALVANIZING **Invoice #** E34258
Project # 12884

Lab Code 5034258M
Sample ID MW-14
Sample Matrix Water
Sample Date 2/20/2018

	Result	Unit	LOD	LOQ	Dil	Method	Ext Date	Run Date	Analyst	Code
1,3,5-Trimethylbenzene	< 0.63	ug/l	0.63	2	1	8260B		2/23/2018	CJR	1
Vinyl Chloride	< 0.2	ug/l	0.2	0.65	1	8260B		2/23/2018	CJR	1
m&p-Xylene	< 0.43	ug/l	0.43	1.38	1	8260B		2/23/2018	CJR	1
o-Xylene	< 0.29	ug/l	0.29	0.93	1	8260B		2/23/2018	CJR	1
SUR - Dibromofluoromethane	100	REC %			1	8260B		2/23/2018	CJR	1
SUR - Toluene-d8	105	REC %			1	8260B		2/23/2018	CJR	1
SUR - 4-Bromofluorobenzene	91	REC %			1	8260B		2/23/2018	CJR	1
SUR - 1,2-Dichloroethane-d4	103	REC %			1	8260B		2/23/2018	CJR	1

Project Name ACME GALVANIZING **Invoice #** E34258
Project # 12884

Lab Code 5034258N
Sample ID MW-15
Sample Matrix Water
Sample Date 2/21/2018

	Result	Unit	LOD	LOQ	Dil	Method	Ext Date	Run Date	Analyst	Code
Organic										
VOC's										
Benzene	< 0.22	ug/l	0.22	0.71	1	8260B		2/23/2018	CJR	1
Bromobenzene	< 0.44	ug/l	0.44	1.38	1	8260B		2/23/2018	CJR	1
Bromodichloromethane	< 0.33	ug/l	0.33	1.06	1	8260B		2/23/2018	CJR	1
Bromoform	< 0.45	ug/l	0.45	1.44	1	8260B		2/23/2018	CJR	1
tert-Butylbenzene	< 0.25	ug/l	0.25	0.8	1	8260B		2/23/2018	CJR	1
sec-Butylbenzene	< 0.79	ug/l	0.79	2.53	1	8260B		2/23/2018	CJR	1
n-Butylbenzene	< 0.71	ug/l	0.71	2.25	1	8260B		2/23/2018	CJR	1
Carbon Tetrachloride	< 0.31	ug/l	0.31	0.98	1	8260B		2/23/2018	CJR	1
Chlorobenzene	< 0.26	ug/l	0.26	0.83	1	8260B		2/23/2018	CJR	1
Chloroethane	< 0.61	ug/l	0.61	1.95	1	8260B		2/23/2018	CJR	1
Chloroform	< 0.26	ug/l	0.26	0.82	1	8260B		2/23/2018	CJR	1
Chloromethane	< 0.54	ug/l	0.54	1.72	1	8260B		2/23/2018	CJR	1
2-Chlorotoluene	< 0.31	ug/l	0.31	0.98	1	8260B		2/23/2018	CJR	1
4-Chlorotoluene	< 0.26	ug/l	0.26	0.83	1	8260B		2/23/2018	CJR	1
1,2-Dibromo-3-chloropropane	< 2.96	ug/l	2.96	9.43	1	8260B		2/23/2018	CJR	1
Dibromochloromethane	< 0.22	ug/l	0.22	0.69	1	8260B		2/23/2018	CJR	1
1,4-Dichlorobenzene	< 0.7	ug/l	0.7	2.22	1	8260B		2/23/2018	CJR	1
1,3-Dichlorobenzene	< 0.85	ug/l	0.85	2.7	1	8260B		2/23/2018	CJR	1
1,2-Dichlorobenzene	< 0.86	ug/l	0.86	2.74	1	8260B		2/23/2018	CJR	1
Dichlorodifluoromethane	< 0.32	ug/l	0.32	1.02	1	8260B		2/23/2018	CJR	1
1,2-Dichloroethane	< 0.25	ug/l	0.25	0.78	1	8260B		2/23/2018	CJR	1
1,1-Dichloroethane	2.42	ug/l	0.36	1.14	1	8260B		2/23/2018	CJR	1
1,1-Dichloroethene	< 0.42	ug/l	0.42	1.34	1	8260B		2/23/2018	CJR	1
cis-1,2-Dichloroethene	4.1	ug/l	0.37	1.16	1	8260B		2/23/2018	CJR	1
trans-1,2-Dichloroethene	1.6	ug/l	0.34	1.07	1	8260B		2/23/2018	CJR	1
1,2-Dichloropropane	< 0.44	ug/l	0.44	1.39	1	8260B		2/23/2018	CJR	1
1,3-Dichloropropane	< 0.3	ug/l	0.3	0.94	1	8260B		2/23/2018	CJR	1
trans-1,3-Dichloropropene	< 0.32	ug/l	0.32	1.01	1	8260B		2/23/2018	CJR	1
cis-1,3-Dichloropropene	< 0.26	ug/l	0.26	0.81	1	8260B		2/23/2018	CJR	1
Di-isopropyl ether	< 0.21	ug/l	0.21	0.66	1	8260B		2/23/2018	CJR	1
EDB (1,2-Dibromoethane)	< 0.34	ug/l	0.34	1.09	1	8260B		2/23/2018	CJR	1
Ethylbenzene	< 0.26	ug/l	0.26	0.83	1	8260B		2/23/2018	CJR	1
Hexachlorobutadiene	< 1.34	ug/l	1.34	4.28	1	8260B		2/23/2018	CJR	1
Isopropylbenzene	< 0.78	ug/l	0.78	2.47	1	8260B		2/23/2018	CJR	1
p-Isopropyltoluene	< 0.24	ug/l	0.24	0.76	1	8260B		2/23/2018	CJR	1
Methylene chloride	< 1.32	ug/l	1.32	4.21	1	8260B		2/23/2018	CJR	1
Methyl tert-butyl ether (MTBE)	< 0.28	ug/l	0.28	0.89	1	8260B		2/23/2018	CJR	1
Naphthalene	< 2.1	ug/l	2.1	6.65	1	8260B		2/23/2018	CJR	1
n-Propylbenzene	< 0.61	ug/l	0.61	1.95	1	8260B		2/23/2018	CJR	1
1,1,2,2-Tetrachloroethane	< 0.3	ug/l	0.3	0.97	1	8260B		2/23/2018	CJR	1
1,1,1,2-Tetrachloroethane	< 0.35	ug/l	0.35	1.13	1	8260B		2/23/2018	CJR	1
Tetrachloroethene	< 0.38	ug/l	0.38	1.21	1	8260B		2/23/2018	CJR	1
Toluene	< 0.19	ug/l	0.19	0.6	1	8260B		2/23/2018	CJR	1
1,2,4-Trichlorobenzene	< 1.15	ug/l	1.15	3.67	1	8260B		2/23/2018	CJR	1
1,2,3-Trichlorobenzene	< 1.71	ug/l	1.71	5.43	1	8260B		2/23/2018	CJR	1
1,1,1-Trichloroethane	3.3	ug/l	0.33	1.05	1	8260B		2/23/2018	CJR	1
1,1,2-Trichloroethane	< 0.42	ug/l	0.42	1.32	1	8260B		2/23/2018	CJR	1
Trichloroethene (TCE)	94	ug/l	0.3	0.94	1	8260B		2/23/2018	CJR	1
Trichlorofluoromethane	< 0.35	ug/l	0.35	1.1	1	8260B		2/23/2018	CJR	1
1,2,4-Trimethylbenzene	< 0.8	ug/l	0.8	2.55	1	8260B		2/23/2018	CJR	1

Project Name ACME GALVANIZING **Invoice #** E34258
Project # 12884

Lab Code 5034258N
Sample ID MW-15
Sample Matrix Water
Sample Date 2/21/2018

	Result	Unit	LOD	LOQ	Dil	Method	Ext Date	Run Date	Analyst	Code
1,3,5-Trimethylbenzene	< 0.63	ug/l	0.63	2	1	8260B		2/23/2018	CJR	1
Vinyl Chloride	< 0.2	ug/l	0.2	0.65	1	8260B		2/23/2018	CJR	1
m&p-Xylene	< 0.43	ug/l	0.43	1.38	1	8260B		2/23/2018	CJR	1
o-Xylene	< 0.29	ug/l	0.29	0.93	1	8260B		2/23/2018	CJR	1
SUR - 1,2-Dichloroethane-d4	105	REC %			1	8260B		2/23/2018	CJR	1
SUR - 4-Bromofluorobenzene	108	REC %			1	8260B		2/23/2018	CJR	1
SUR - Dibromofluoromethane	106	REC %			1	8260B		2/23/2018	CJR	1
SUR - Toluene-d8	95	REC %			1	8260B		2/23/2018	CJR	1

Project Name ACME GALVANIZING **Invoice #** E34258
Project # 12884

Lab Code 5034258O
Sample ID MW-16
Sample Matrix Water
Sample Date 2/20/2018

	Result	Unit	LOD	LOQ	Dil	Method	Ext Date	Run Date	Analyst	Code
Organic										
VOC's										
Benzene	< 0.22	ug/l	0.22	0.71	1	8260B		2/23/2018	CJR	1
Bromobenzene	< 0.44	ug/l	0.44	1.38	1	8260B		2/23/2018	CJR	1
Bromodichloromethane	< 0.33	ug/l	0.33	1.06	1	8260B		2/23/2018	CJR	1
Bromoform	< 0.45	ug/l	0.45	1.44	1	8260B		2/23/2018	CJR	1
tert-Butylbenzene	< 0.25	ug/l	0.25	0.8	1	8260B		2/23/2018	CJR	1
sec-Butylbenzene	< 0.79	ug/l	0.79	2.53	1	8260B		2/23/2018	CJR	1
n-Butylbenzene	< 0.71	ug/l	0.71	2.25	1	8260B		2/23/2018	CJR	1
Carbon Tetrachloride	< 0.31	ug/l	0.31	0.98	1	8260B		2/23/2018	CJR	1
Chlorobenzene	0.71 "J"	ug/l	0.26	0.83	1	8260B		2/23/2018	CJR	1
Chloroethane	< 0.61	ug/l	0.61	1.95	1	8260B		2/23/2018	CJR	1
Chloroform	< 0.26	ug/l	0.26	0.82	1	8260B		2/23/2018	CJR	1
Chloromethane	< 0.54	ug/l	0.54	1.72	1	8260B		2/23/2018	CJR	1
2-Chlorotoluene	< 0.31	ug/l	0.31	0.98	1	8260B		2/23/2018	CJR	1
4-Chlorotoluene	< 0.26	ug/l	0.26	0.83	1	8260B		2/23/2018	CJR	1
1,2-Dibromo-3-chloropropane	< 2.96	ug/l	2.96	9.43	1	8260B		2/23/2018	CJR	1
Dibromochloromethane	< 0.22	ug/l	0.22	0.69	1	8260B		2/23/2018	CJR	1
1,4-Dichlorobenzene	< 0.7	ug/l	0.7	2.22	1	8260B		2/23/2018	CJR	1
1,3-Dichlorobenzene	< 0.85	ug/l	0.85	2.7	1	8260B		2/23/2018	CJR	1
1,2-Dichlorobenzene	< 0.86	ug/l	0.86	2.74	1	8260B		2/23/2018	CJR	1
Dichlorodifluoromethane	< 0.32	ug/l	0.32	1.02	1	8260B		2/23/2018	CJR	1
1,2-Dichloroethane	< 0.25	ug/l	0.25	0.78	1	8260B		2/23/2018	CJR	1
1,1-Dichloroethane	6.7	ug/l	0.36	1.14	1	8260B		2/23/2018	CJR	1
1,1-Dichloroethene	< 0.42	ug/l	0.42	1.34	1	8260B		2/23/2018	CJR	1
cis-1,2-Dichloroethene	12	ug/l	0.37	1.16	1	8260B		2/23/2018	CJR	1
trans-1,2-Dichloroethene	1.49	ug/l	0.34	1.07	1	8260B		2/23/2018	CJR	1
1,2-Dichloropropane	< 0.44	ug/l	0.44	1.39	1	8260B		2/23/2018	CJR	1
1,3-Dichloropropane	< 0.3	ug/l	0.3	0.94	1	8260B		2/23/2018	CJR	1
trans-1,3-Dichloropropene	< 0.32	ug/l	0.32	1.01	1	8260B		2/23/2018	CJR	1
cis-1,3-Dichloropropene	< 0.26	ug/l	0.26	0.81	1	8260B		2/23/2018	CJR	1
Di-isopropyl ether	< 0.21	ug/l	0.21	0.66	1	8260B		2/23/2018	CJR	1
EDB (1,2-Dibromoethane)	< 0.34	ug/l	0.34	1.09	1	8260B		2/23/2018	CJR	1
Ethylbenzene	< 0.26	ug/l	0.26	0.83	1	8260B		2/23/2018	CJR	1
Hexachlorobutadiene	< 1.34	ug/l	1.34	4.28	1	8260B		2/23/2018	CJR	1
Isopropylbenzene	< 0.78	ug/l	0.78	2.47	1	8260B		2/23/2018	CJR	1
p-Isopropyltoluene	< 0.24	ug/l	0.24	0.76	1	8260B		2/23/2018	CJR	1
Methylene chloride	< 1.32	ug/l	1.32	4.21	1	8260B		2/23/2018	CJR	1
Methyl tert-butyl ether (MTBE)	< 0.28	ug/l	0.28	0.89	1	8260B		2/23/2018	CJR	1
Naphthalene	< 2.1	ug/l	2.1	6.65	1	8260B		2/23/2018	CJR	1
n-Propylbenzene	< 0.61	ug/l	0.61	1.95	1	8260B		2/23/2018	CJR	1
1,1,2,2-Tetrachloroethane	< 0.3	ug/l	0.3	0.97	1	8260B		2/23/2018	CJR	1
1,1,1,2-Tetrachloroethane	< 0.35	ug/l	0.35	1.13	1	8260B		2/23/2018	CJR	1
Tetrachloroethene	< 0.38	ug/l	0.38	1.21	1	8260B		2/23/2018	CJR	1
Toluene	< 0.19	ug/l	0.19	0.6	1	8260B		2/23/2018	CJR	1
1,2,4-Trichlorobenzene	< 1.15	ug/l	1.15	3.67	1	8260B		2/23/2018	CJR	1
1,2,3-Trichlorobenzene	< 1.71	ug/l	1.71	5.43	1	8260B		2/23/2018	CJR	1
1,1,1-Trichloroethane	5.0	ug/l	0.33	1.05	1	8260B		2/23/2018	CJR	1
1,1,2-Trichloroethane	< 0.42	ug/l	0.42	1.32	1	8260B		2/23/2018	CJR	1
Trichloroethene (TCE)	34	ug/l	0.3	0.94	1	8260B		2/23/2018	CJR	1
Trichlorofluoromethane	< 0.35	ug/l	0.35	1.1	1	8260B		2/23/2018	CJR	1
1,2,4-Trimethylbenzene	< 0.8	ug/l	0.8	2.55	1	8260B		2/23/2018	CJR	1

Project Name ACME GALVANIZING **Invoice #** E34258
Project # 12884

Lab Code 5034258O
Sample ID MW-16
Sample Matrix Water
Sample Date 2/20/2018

	Result	Unit	LOD	LOQ	Dil	Method	Ext Date	Run Date	Analyst	Code
1,3,5-Trimethylbenzene	< 0.63	ug/l	0.63	2	1	8260B		2/23/2018	CJR	1
Vinyl Chloride	1.24	ug/l	0.2	0.65	1	8260B		2/23/2018	CJR	1
m&p-Xylene	< 0.43	ug/l	0.43	1.38	1	8260B		2/23/2018	CJR	1
o-Xylene	< 0.29	ug/l	0.29	0.93	1	8260B		2/23/2018	CJR	1
SUR - 1,2-Dichloroethane-d4	108	REC %			1	8260B		2/23/2018	CJR	1
SUR - 4-Bromofluorobenzene	103	REC %			1	8260B		2/23/2018	CJR	1
SUR - Dibromofluoromethane	108	REC %			1	8260B		2/23/2018	CJR	1
SUR - Toluene-d8	94	REC %			1	8260B		2/23/2018	CJR	1

Project Name ACME GALVANIZING **Invoice #** E34258
Project # 12884

Lab Code 5034258P
Sample ID PZ-1
Sample Matrix Water
Sample Date 2/20/2018

	Result	Unit	LOD	LOQ	Dil	Method	Ext Date	Run Date	Analyst	Code
Organic										
VOC's										
Benzene	< 0.22	ug/l	0.22	0.71	1	8260B		2/26/2018	CJR	1
Bromobenzene	< 0.44	ug/l	0.44	1.38	1	8260B		2/26/2018	CJR	1
Bromodichloromethane	< 0.33	ug/l	0.33	1.06	1	8260B		2/26/2018	CJR	1
Bromoform	< 0.45	ug/l	0.45	1.44	1	8260B		2/26/2018	CJR	1
tert-Butylbenzene	< 0.25	ug/l	0.25	0.8	1	8260B		2/26/2018	CJR	1
sec-Butylbenzene	< 0.79	ug/l	0.79	2.53	1	8260B		2/26/2018	CJR	1
n-Butylbenzene	< 0.71	ug/l	0.71	2.25	1	8260B		2/26/2018	CJR	1
Carbon Tetrachloride	< 0.31	ug/l	0.31	0.98	1	8260B		2/26/2018	CJR	1
Chlorobenzene	< 0.26	ug/l	0.26	0.83	1	8260B		2/26/2018	CJR	1
Chloroethane	< 0.61	ug/l	0.61	1.95	1	8260B		2/26/2018	CJR	1
Chloroform	0.58 "J"	ug/l	0.26	0.82	1	8260B		2/26/2018	CJR	1
Chloromethane	< 0.54	ug/l	0.54	1.72	1	8260B		2/26/2018	CJR	1
2-Chlorotoluene	< 0.31	ug/l	0.31	0.98	1	8260B		2/26/2018	CJR	1
4-Chlorotoluene	< 0.26	ug/l	0.26	0.83	1	8260B		2/26/2018	CJR	1
1,2-Dibromo-3-chloropropane	< 2.96	ug/l	2.96	9.43	1	8260B		2/26/2018	CJR	1
Dibromochloromethane	< 0.22	ug/l	0.22	0.69	1	8260B		2/26/2018	CJR	1
1,4-Dichlorobenzene	< 0.7	ug/l	0.7	2.22	1	8260B		2/26/2018	CJR	1
1,3-Dichlorobenzene	< 0.85	ug/l	0.85	2.7	1	8260B		2/26/2018	CJR	1
1,2-Dichlorobenzene	< 0.86	ug/l	0.86	2.74	1	8260B		2/26/2018	CJR	1
Dichlorodifluoromethane	< 0.32	ug/l	0.32	1.02	1	8260B		2/26/2018	CJR	1
1,2-Dichloroethane	< 0.25	ug/l	0.25	0.78	1	8260B		2/26/2018	CJR	1
1,1-Dichloroethane	1.03 "J"	ug/l	0.36	1.14	1	8260B		2/26/2018	CJR	1
1,1-Dichloroethene	< 0.42	ug/l	0.42	1.34	1	8260B		2/26/2018	CJR	1
cis-1,2-Dichloroethene	< 0.37	ug/l	0.37	1.16	1	8260B		2/26/2018	CJR	1
trans-1,2-Dichloroethene	< 0.34	ug/l	0.34	1.07	1	8260B		2/26/2018	CJR	1
1,2-Dichloropropane	< 0.44	ug/l	0.44	1.39	1	8260B		2/26/2018	CJR	1
1,3-Dichloropropane	< 0.3	ug/l	0.3	0.94	1	8260B		2/26/2018	CJR	1
trans-1,3-Dichloropropene	< 0.32	ug/l	0.32	1.01	1	8260B		2/26/2018	CJR	1
cis-1,3-Dichloropropene	< 0.26	ug/l	0.26	0.81	1	8260B		2/26/2018	CJR	1
Di-isopropyl ether	< 0.21	ug/l	0.21	0.66	1	8260B		2/26/2018	CJR	1
EDB (1,2-Dibromoethane)	< 0.34	ug/l	0.34	1.09	1	8260B		2/26/2018	CJR	1
Ethylbenzene	< 0.26	ug/l	0.26	0.83	1	8260B		2/26/2018	CJR	1
Hexachlorobutadiene	< 1.34	ug/l	1.34	4.28	1	8260B		2/26/2018	CJR	1
Isopropylbenzene	< 0.78	ug/l	0.78	2.47	1	8260B		2/26/2018	CJR	1
p-Isopropyltoluene	< 0.24	ug/l	0.24	0.76	1	8260B		2/26/2018	CJR	1
Methylene chloride	< 1.32	ug/l	1.32	4.21	1	8260B		2/26/2018	CJR	1
Methyl tert-butyl ether (MTBE)	< 0.28	ug/l	0.28	0.89	1	8260B		2/26/2018	CJR	1
Naphthalene	< 2.1	ug/l	2.1	6.65	1	8260B		2/26/2018	CJR	1
n-Propylbenzene	< 0.61	ug/l	0.61	1.95	1	8260B		2/26/2018	CJR	1
1,1,2,2-Tetrachloroethane	< 0.3	ug/l	0.3	0.97	1	8260B		2/26/2018	CJR	1
1,1,1,2-Tetrachloroethane	< 0.35	ug/l	0.35	1.13	1	8260B		2/26/2018	CJR	1
Tetrachloroethene	< 0.38	ug/l	0.38	1.21	1	8260B		2/26/2018	CJR	1
Toluene	0.37 "J"	ug/l	0.19	0.6	1	8260B		2/26/2018	CJR	1
1,2,4-Trichlorobenzene	< 1.15	ug/l	1.15	3.67	1	8260B		2/26/2018	CJR	1
1,2,3-Trichlorobenzene	< 1.71	ug/l	1.71	5.43	1	8260B		2/26/2018	CJR	1
1,1,1-Trichloroethane	0.57 "J"	ug/l	0.33	1.05	1	8260B		2/26/2018	CJR	1
1,1,2-Trichloroethane	< 0.42	ug/l	0.42	1.32	1	8260B		2/26/2018	CJR	1
Trichloroethene (TCE)	< 0.3	ug/l	0.3	0.94	1	8260B		2/26/2018	CJR	1
Trichlorofluoromethane	< 0.35	ug/l	0.35	1.1	1	8260B		2/26/2018	CJR	1
1,2,4-Trimethylbenzene	< 0.8	ug/l	0.8	2.55	1	8260B		2/26/2018	CJR	1

Project Name ACME GALVANIZING **Invoice #** E34258
Project # 12884

Lab Code 5034258P
Sample ID PZ-1
Sample Matrix Water
Sample Date 2/20/2018

	Result	Unit	LOD	LOQ	Dil	Method	Ext Date	Run Date	Analyst	Code
1,3,5-Trimethylbenzene	< 0.63	ug/l	0.63	2	1	8260B		2/26/2018	CJR	1
Vinyl Chloride	< 0.2	ug/l	0.2	0.65	1	8260B		2/26/2018	CJR	1
m&p-Xylene	< 0.43	ug/l	0.43	1.38	1	8260B		2/26/2018	CJR	1
o-Xylene	< 0.29	ug/l	0.29	0.93	1	8260B		2/26/2018	CJR	1
SUR - Toluene-d8	94	REC %			1	8260B		2/26/2018	CJR	1
SUR - Dibromofluoromethane	104	REC %			1	8260B		2/26/2018	CJR	1
SUR - 4-Bromofluorobenzene	107	REC %			1	8260B		2/26/2018	CJR	1
SUR - 1,2-Dichloroethane-d4	104	REC %			1	8260B		2/26/2018	CJR	1

Project Name ACME GALVANIZING **Invoice #** E34258
Project # 12884

Lab Code 5034258Q
Sample ID PZ-2
Sample Matrix Water
Sample Date 2/20/2018

	Result	Unit	LOD	LOQ	Dil	Method	Ext Date	Run Date	Analyst	Code
Organic										
VOC's										
Benzene	< 0.22	ug/l	0.22	0.71	1	8260B		2/26/2018	CJR	1
Bromobenzene	< 0.44	ug/l	0.44	1.38	1	8260B		2/26/2018	CJR	1
Bromodichloromethane	< 0.33	ug/l	0.33	1.06	1	8260B		2/26/2018	CJR	1
Bromoform	< 0.45	ug/l	0.45	1.44	1	8260B		2/26/2018	CJR	1
tert-Butylbenzene	< 0.25	ug/l	0.25	0.8	1	8260B		2/26/2018	CJR	1
sec-Butylbenzene	< 0.79	ug/l	0.79	2.53	1	8260B		2/26/2018	CJR	1
n-Butylbenzene	< 0.71	ug/l	0.71	2.25	1	8260B		2/26/2018	CJR	1
Carbon Tetrachloride	< 0.31	ug/l	0.31	0.98	1	8260B		2/26/2018	CJR	1
Chlorobenzene	< 0.26	ug/l	0.26	0.83	1	8260B		2/26/2018	CJR	1
Chloroethane	< 0.61	ug/l	0.61	1.95	1	8260B		2/26/2018	CJR	1
Chloroform	< 0.26	ug/l	0.26	0.82	1	8260B		2/26/2018	CJR	1
Chloromethane	< 0.54	ug/l	0.54	1.72	1	8260B		2/26/2018	CJR	1
2-Chlorotoluene	< 0.31	ug/l	0.31	0.98	1	8260B		2/26/2018	CJR	1
4-Chlorotoluene	< 0.26	ug/l	0.26	0.83	1	8260B		2/26/2018	CJR	1
1,2-Dibromo-3-chloropropane	< 2.96	ug/l	2.96	9.43	1	8260B		2/26/2018	CJR	1
Dibromochloromethane	< 0.22	ug/l	0.22	0.69	1	8260B		2/26/2018	CJR	1
1,4-Dichlorobenzene	< 0.7	ug/l	0.7	2.22	1	8260B		2/26/2018	CJR	1
1,3-Dichlorobenzene	< 0.85	ug/l	0.85	2.7	1	8260B		2/26/2018	CJR	1
1,2-Dichlorobenzene	< 0.86	ug/l	0.86	2.74	1	8260B		2/26/2018	CJR	1
Dichlorodifluoromethane	< 0.32	ug/l	0.32	1.02	1	8260B		2/26/2018	CJR	1
1,2-Dichloroethane	< 0.25	ug/l	0.25	0.78	1	8260B		2/26/2018	CJR	1
1,1-Dichloroethane	< 0.36	ug/l	0.36	1.14	1	8260B		2/26/2018	CJR	1
1,1-Dichloroethene	< 0.42	ug/l	0.42	1.34	1	8260B		2/26/2018	CJR	1
cis-1,2-Dichloroethene	< 0.37	ug/l	0.37	1.16	1	8260B		2/26/2018	CJR	1
trans-1,2-Dichloroethene	< 0.34	ug/l	0.34	1.07	1	8260B		2/26/2018	CJR	1
1,2-Dichloropropane	< 0.44	ug/l	0.44	1.39	1	8260B		2/26/2018	CJR	1
1,3-Dichloropropane	< 0.3	ug/l	0.3	0.94	1	8260B		2/26/2018	CJR	1
trans-1,3-Dichloropropene	< 0.32	ug/l	0.32	1.01	1	8260B		2/26/2018	CJR	1
cis-1,3-Dichloropropene	< 0.26	ug/l	0.26	0.81	1	8260B		2/26/2018	CJR	1
Di-isopropyl ether	< 0.21	ug/l	0.21	0.66	1	8260B		2/26/2018	CJR	1
EDB (1,2-Dibromoethane)	< 0.34	ug/l	0.34	1.09	1	8260B		2/26/2018	CJR	1
Ethylbenzene	< 0.26	ug/l	0.26	0.83	1	8260B		2/26/2018	CJR	1
Hexachlorobutadiene	< 1.34	ug/l	1.34	4.28	1	8260B		2/26/2018	CJR	1
Isopropylbenzene	< 0.78	ug/l	0.78	2.47	1	8260B		2/26/2018	CJR	1
p-Isopropyltoluene	< 0.24	ug/l	0.24	0.76	1	8260B		2/26/2018	CJR	1
Methylene chloride	< 1.32	ug/l	1.32	4.21	1	8260B		2/26/2018	CJR	1
Methyl tert-butyl ether (MTBE)	< 0.28	ug/l	0.28	0.89	1	8260B		2/26/2018	CJR	1
Naphthalene	< 2.1	ug/l	2.1	6.65	1	8260B		2/26/2018	CJR	1
n-Propylbenzene	< 0.61	ug/l	0.61	1.95	1	8260B		2/26/2018	CJR	1
1,1,2,2-Tetrachloroethane	< 0.3	ug/l	0.3	0.97	1	8260B		2/26/2018	CJR	1
1,1,1,2-Tetrachloroethane	< 0.35	ug/l	0.35	1.13	1	8260B		2/26/2018	CJR	1
Tetrachloroethene	< 0.38	ug/l	0.38	1.21	1	8260B		2/26/2018	CJR	1
Toluene	< 0.19	ug/l	0.19	0.6	1	8260B		2/26/2018	CJR	1
1,2,4-Trichlorobenzene	< 1.15	ug/l	1.15	3.67	1	8260B		2/26/2018	CJR	1
1,2,3-Trichlorobenzene	< 1.71	ug/l	1.71	5.43	1	8260B		2/26/2018	CJR	1
1,1,1-Trichloroethane	< 0.33	ug/l	0.33	1.05	1	8260B		2/26/2018	CJR	1
1,1,2-Trichloroethane	< 0.42	ug/l	0.42	1.32	1	8260B		2/26/2018	CJR	1
Trichloroethene (TCE)	< 0.3	ug/l	0.3	0.94	1	8260B		2/26/2018	CJR	1
Trichlorofluoromethane	< 0.35	ug/l	0.35	1.1	1	8260B		2/26/2018	CJR	1
1,2,4-Trimethylbenzene	< 0.8	ug/l	0.8	2.55	1	8260B		2/26/2018	CJR	1

Project Name ACME GALVANIZING **Invoice #** E34258
Project # 12884

Lab Code 5034258Q
Sample ID PZ-2
Sample Matrix Water
Sample Date 2/20/2018

	Result	Unit	LOD	LOQ	Dil	Method	Ext Date	Run Date	Analyst	Code
1,3,5-Trimethylbenzene	< 0.63	ug/l	0.63	2	1	8260B		2/26/2018	CJR	1
Vinyl Chloride	< 0.2	ug/l	0.2	0.65	1	8260B		2/26/2018	CJR	1
m&p-Xylene	< 0.43	ug/l	0.43	1.38	1	8260B		2/26/2018	CJR	1
o-Xylene	< 0.29	ug/l	0.29	0.93	1	8260B		2/26/2018	CJR	1
SUR - Toluene-d8	94	REC %			1	8260B		2/26/2018	CJR	1
SUR - Dibromofluoromethane	108	REC %			1	8260B		2/26/2018	CJR	1
SUR - 4-Bromofluorobenzene	105	REC %			1	8260B		2/26/2018	CJR	1
SUR - 1,2-Dichloroethane-d4	108	REC %			1	8260B		2/26/2018	CJR	1

Project Name ACME GALVANIZING **Invoice #** E34258
Project # 12884

Lab Code 5034258R
Sample ID PZ-3
Sample Matrix Water
Sample Date 2/20/2018

	Result	Unit	LOD	LOQ	Dil	Method	Ext Date	Run Date	Analyst	Code
Organic										
VOC's										
Benzene	< 0.22	ug/l	0.22	0.71	1	8260B		2/26/2018	CJR	1
Bromobenzene	< 0.44	ug/l	0.44	1.38	1	8260B		2/26/2018	CJR	1
Bromodichloromethane	< 0.33	ug/l	0.33	1.06	1	8260B		2/26/2018	CJR	1
Bromoform	< 0.45	ug/l	0.45	1.44	1	8260B		2/26/2018	CJR	1
tert-Butylbenzene	< 0.25	ug/l	0.25	0.8	1	8260B		2/26/2018	CJR	1
sec-Butylbenzene	< 0.79	ug/l	0.79	2.53	1	8260B		2/26/2018	CJR	1
n-Butylbenzene	< 0.71	ug/l	0.71	2.25	1	8260B		2/26/2018	CJR	1
Carbon Tetrachloride	< 0.31	ug/l	0.31	0.98	1	8260B		2/26/2018	CJR	1
Chlorobenzene	< 0.26	ug/l	0.26	0.83	1	8260B		2/26/2018	CJR	1
Chloroethane	< 0.61	ug/l	0.61	1.95	1	8260B		2/26/2018	CJR	1
Chloroform	< 0.26	ug/l	0.26	0.82	1	8260B		2/26/2018	CJR	1
Chloromethane	< 0.54	ug/l	0.54	1.72	1	8260B		2/26/2018	CJR	1
2-Chlorotoluene	< 0.31	ug/l	0.31	0.98	1	8260B		2/26/2018	CJR	1
4-Chlorotoluene	< 0.26	ug/l	0.26	0.83	1	8260B		2/26/2018	CJR	1
1,2-Dibromo-3-chloropropane	< 2.96	ug/l	2.96	9.43	1	8260B		2/26/2018	CJR	1
Dibromochloromethane	< 0.22	ug/l	0.22	0.69	1	8260B		2/26/2018	CJR	1
1,4-Dichlorobenzene	< 0.7	ug/l	0.7	2.22	1	8260B		2/26/2018	CJR	1
1,3-Dichlorobenzene	< 0.85	ug/l	0.85	2.7	1	8260B		2/26/2018	CJR	1
1,2-Dichlorobenzene	< 0.86	ug/l	0.86	2.74	1	8260B		2/26/2018	CJR	1
Dichlorodifluoromethane	< 0.32	ug/l	0.32	1.02	1	8260B		2/26/2018	CJR	1
1,2-Dichloroethane	< 0.25	ug/l	0.25	0.78	1	8260B		2/26/2018	CJR	1
1,1-Dichloroethane	< 0.36	ug/l	0.36	1.14	1	8260B		2/26/2018	CJR	1
1,1-Dichloroethene	< 0.42	ug/l	0.42	1.34	1	8260B		2/26/2018	CJR	1
cis-1,2-Dichloroethene	0.82 "J"	ug/l	0.37	1.16	1	8260B		2/26/2018	CJR	1
trans-1,2-Dichloroethene	< 0.34	ug/l	0.34	1.07	1	8260B		2/26/2018	CJR	1
1,2-Dichloropropane	< 0.44	ug/l	0.44	1.39	1	8260B		2/26/2018	CJR	1
1,3-Dichloropropane	< 0.3	ug/l	0.3	0.94	1	8260B		2/26/2018	CJR	1
trans-1,3-Dichloropropene	< 0.32	ug/l	0.32	1.01	1	8260B		2/26/2018	CJR	1
cis-1,3-Dichloropropene	< 0.26	ug/l	0.26	0.81	1	8260B		2/26/2018	CJR	1
Di-isopropyl ether	< 0.21	ug/l	0.21	0.66	1	8260B		2/26/2018	CJR	1
EDB (1,2-Dibromoethane)	< 0.34	ug/l	0.34	1.09	1	8260B		2/26/2018	CJR	1
Ethylbenzene	< 0.26	ug/l	0.26	0.83	1	8260B		2/26/2018	CJR	1
Hexachlorobutadiene	< 1.34	ug/l	1.34	4.28	1	8260B		2/26/2018	CJR	1
Isopropylbenzene	< 0.78	ug/l	0.78	2.47	1	8260B		2/26/2018	CJR	1
p-Isopropyltoluene	< 0.24	ug/l	0.24	0.76	1	8260B		2/26/2018	CJR	1
Methylene chloride	< 1.32	ug/l	1.32	4.21	1	8260B		2/26/2018	CJR	1
Methyl tert-butyl ether (MTBE)	< 0.28	ug/l	0.28	0.89	1	8260B		2/26/2018	CJR	1
Naphthalene	< 2.1	ug/l	2.1	6.65	1	8260B		2/26/2018	CJR	1
n-Propylbenzene	< 0.61	ug/l	0.61	1.95	1	8260B		2/26/2018	CJR	1
1,1,2,2-Tetrachloroethane	< 0.3	ug/l	0.3	0.97	1	8260B		2/26/2018	CJR	1
1,1,1,2-Tetrachloroethane	< 0.35	ug/l	0.35	1.13	1	8260B		2/26/2018	CJR	1
Tetrachloroethene	< 0.38	ug/l	0.38	1.21	1	8260B		2/26/2018	CJR	1
Toluene	0.39 "J"	ug/l	0.19	0.6	1	8260B		2/26/2018	CJR	1
1,2,4-Trichlorobenzene	< 1.15	ug/l	1.15	3.67	1	8260B		2/26/2018	CJR	1
1,2,3-Trichlorobenzene	< 1.71	ug/l	1.71	5.43	1	8260B		2/26/2018	CJR	1
1,1,1-Trichloroethane	< 0.33	ug/l	0.33	1.05	1	8260B		2/26/2018	CJR	1
1,1,2-Trichloroethane	< 0.42	ug/l	0.42	1.32	1	8260B		2/26/2018	CJR	1
Trichloroethene (TCE)	< 0.3	ug/l	0.3	0.94	1	8260B		2/26/2018	CJR	1
Trichlorofluoromethane	< 0.35	ug/l	0.35	1.1	1	8260B		2/26/2018	CJR	1
1,2,4-Trimethylbenzene	< 0.8	ug/l	0.8	2.55	1	8260B		2/26/2018	CJR	1

Project Name ACME GALVANIZING **Invoice #** E34258
Project # 12884

Lab Code 5034258R
Sample ID PZ-3
Sample Matrix Water
Sample Date 2/20/2018

	Result	Unit	LOD	LOQ	Dil	Method	Ext Date	Run Date	Analyst	Code
1,3,5-Trimethylbenzene	< 0.63	ug/l	0.63	2	1	8260B		2/26/2018	CJR	1
Vinyl Chloride	0.22 "J"	ug/l	0.2	0.65	1	8260B		2/26/2018	CJR	1
m&p-Xylene	< 0.43	ug/l	0.43	1.38	1	8260B		2/26/2018	CJR	1
o-Xylene	< 0.29	ug/l	0.29	0.93	1	8260B		2/26/2018	CJR	1
SUR - 1,2-Dichloroethane-d4	103	REC %			1	8260B		2/26/2018	CJR	1
SUR - 4-Bromofluorobenzene	106	REC %			1	8260B		2/26/2018	CJR	1
SUR - Dibromofluoromethane	110	REC %			1	8260B		2/26/2018	CJR	1
SUR - Toluene-d8	94	REC %			1	8260B		2/26/2018	CJR	1

Project Name ACME GALVANIZING **Invoice #** E34258
Project # 12884

Lab Code 5034258S
Sample ID PZ-4
Sample Matrix Water
Sample Date 2/21/2018

	Result	Unit	LOD	LOQ	Dil	Method	Ext Date	Run Date	Analyst	Code
Organic										
VOC's										
Benzene	< 0.22	ug/l	0.22	0.71	1	8260B		2/26/2018	CJR	1
Bromobenzene	< 0.44	ug/l	0.44	1.38	1	8260B		2/26/2018	CJR	1
Bromodichloromethane	< 0.33	ug/l	0.33	1.06	1	8260B		2/26/2018	CJR	1
Bromoform	< 0.45	ug/l	0.45	1.44	1	8260B		2/26/2018	CJR	1
tert-Butylbenzene	< 0.25	ug/l	0.25	0.8	1	8260B		2/26/2018	CJR	1
sec-Butylbenzene	< 0.79	ug/l	0.79	2.53	1	8260B		2/26/2018	CJR	1
n-Butylbenzene	< 0.71	ug/l	0.71	2.25	1	8260B		2/26/2018	CJR	1
Carbon Tetrachloride	< 0.31	ug/l	0.31	0.98	1	8260B		2/26/2018	CJR	1
Chlorobenzene	< 0.26	ug/l	0.26	0.83	1	8260B		2/26/2018	CJR	1
Chloroethane	< 0.61	ug/l	0.61	1.95	1	8260B		2/26/2018	CJR	1
Chloroform	< 0.26	ug/l	0.26	0.82	1	8260B		2/26/2018	CJR	1
Chloromethane	< 0.54	ug/l	0.54	1.72	1	8260B		2/26/2018	CJR	1
2-Chlorotoluene	< 0.31	ug/l	0.31	0.98	1	8260B		2/26/2018	CJR	1
4-Chlorotoluene	< 0.26	ug/l	0.26	0.83	1	8260B		2/26/2018	CJR	1
1,2-Dibromo-3-chloropropane	< 2.96	ug/l	2.96	9.43	1	8260B		2/26/2018	CJR	1
Dibromochloromethane	< 0.22	ug/l	0.22	0.69	1	8260B		2/26/2018	CJR	1
1,4-Dichlorobenzene	< 0.7	ug/l	0.7	2.22	1	8260B		2/26/2018	CJR	1
1,3-Dichlorobenzene	< 0.85	ug/l	0.85	2.7	1	8260B		2/26/2018	CJR	1
1,2-Dichlorobenzene	< 0.86	ug/l	0.86	2.74	1	8260B		2/26/2018	CJR	1
Dichlorodifluoromethane	< 0.32	ug/l	0.32	1.02	1	8260B		2/26/2018	CJR	1
1,2-Dichloroethane	< 0.25	ug/l	0.25	0.78	1	8260B		2/26/2018	CJR	1
1,1-Dichloroethane	0.52 "J"	ug/l	0.36	1.14	1	8260B		2/26/2018	CJR	1
1,1-Dichloroethene	< 0.42	ug/l	0.42	1.34	1	8260B		2/26/2018	CJR	1
cis-1,2-Dichloroethene	2.45	ug/l	0.37	1.16	1	8260B		2/26/2018	CJR	1
trans-1,2-Dichloroethene	0.43 "J"	ug/l	0.34	1.07	1	8260B		2/26/2018	CJR	1
1,2-Dichloropropane	< 0.44	ug/l	0.44	1.39	1	8260B		2/26/2018	CJR	1
1,3-Dichloropropane	< 0.3	ug/l	0.3	0.94	1	8260B		2/26/2018	CJR	1
trans-1,3-Dichloropropene	< 0.32	ug/l	0.32	1.01	1	8260B		2/26/2018	CJR	1
cis-1,3-Dichloropropene	< 0.26	ug/l	0.26	0.81	1	8260B		2/26/2018	CJR	1
Di-isopropyl ether	< 0.21	ug/l	0.21	0.66	1	8260B		2/26/2018	CJR	1
EDB (1,2-Dibromoethane)	< 0.34	ug/l	0.34	1.09	1	8260B		2/26/2018	CJR	1
Ethylbenzene	< 0.26	ug/l	0.26	0.83	1	8260B		2/26/2018	CJR	1
Hexachlorobutadiene	< 1.34	ug/l	1.34	4.28	1	8260B		2/26/2018	CJR	1
Isopropylbenzene	< 0.78	ug/l	0.78	2.47	1	8260B		2/26/2018	CJR	1
p-Isopropyltoluene	< 0.24	ug/l	0.24	0.76	1	8260B		2/26/2018	CJR	1
Methylene chloride	< 1.32	ug/l	1.32	4.21	1	8260B		2/26/2018	CJR	1
Methyl tert-butyl ether (MTBE)	< 0.28	ug/l	0.28	0.89	1	8260B		2/26/2018	CJR	1
Naphthalene	< 2.1	ug/l	2.1	6.65	1	8260B		2/26/2018	CJR	1
n-Propylbenzene	< 0.61	ug/l	0.61	1.95	1	8260B		2/26/2018	CJR	1
1,1,2,2-Tetrachloroethane	< 0.3	ug/l	0.3	0.97	1	8260B		2/26/2018	CJR	1
1,1,1,2-Tetrachloroethane	< 0.35	ug/l	0.35	1.13	1	8260B		2/26/2018	CJR	1
Tetrachloroethene	< 0.38	ug/l	0.38	1.21	1	8260B		2/26/2018	CJR	1
Toluene	0.23 "J"	ug/l	0.19	0.6	1	8260B		2/26/2018	CJR	1
1,2,4-Trichlorobenzene	< 1.15	ug/l	1.15	3.67	1	8260B		2/26/2018	CJR	1
1,2,3-Trichlorobenzene	< 1.71	ug/l	1.71	5.43	1	8260B		2/26/2018	CJR	1
1,1,1-Trichloroethane	< 0.33	ug/l	0.33	1.05	1	8260B		2/26/2018	CJR	1
1,1,2-Trichloroethane	< 0.42	ug/l	0.42	1.32	1	8260B		2/26/2018	CJR	1
Trichloroethene (TCE)	26.9	ug/l	0.3	0.94	1	8260B		2/26/2018	CJR	1
Trichlorofluoromethane	< 0.35	ug/l	0.35	1.1	1	8260B		2/26/2018	CJR	1
1,2,4-Trimethylbenzene	< 0.8	ug/l	0.8	2.55	1	8260B		2/26/2018	CJR	1

Project Name ACME GALVANIZING **Invoice #** E34258
Project # 12884

Lab Code 5034258S
Sample ID PZ-4
Sample Matrix Water
Sample Date 2/21/2018

	Result	Unit	LOD	LOQ	Dil	Method	Ext Date	Run Date	Analyst	Code
1,3,5-Trimethylbenzene	< 0.63	ug/l	0.63	2	1	8260B		2/26/2018	CJR	1
Vinyl Chloride	< 0.2	ug/l	0.2	0.65	1	8260B		2/26/2018	CJR	1
m&p-Xylene	< 0.43	ug/l	0.43	1.38	1	8260B		2/26/2018	CJR	1
o-Xylene	< 0.29	ug/l	0.29	0.93	1	8260B		2/26/2018	CJR	1
SUR - 1,2-Dichloroethane-d4	103	REC %			1	8260B		2/26/2018	CJR	1
SUR - 4-Bromofluorobenzene	105	REC %			1	8260B		2/26/2018	CJR	1
SUR - Dibromofluoromethane	104	REC %			1	8260B		2/26/2018	CJR	1
SUR - Toluene-d8	94	REC %			1	8260B		2/26/2018	CJR	1

Project Name ACME GALVANIZING **Invoice #** E34258
Project # 12884

Lab Code 5034258T
Sample ID TW-1
Sample Matrix Water
Sample Date 2/20/2018

	Result	Unit	LOD	LOQ	Dil	Method	Ext Date	Run Date	Analyst	Code
Organic										
VOC's										
Benzene	< 0.22	ug/l	0.22	0.71	1	8260B		2/23/2018	CJR	1
Bromobenzene	< 0.44	ug/l	0.44	1.38	1	8260B		2/23/2018	CJR	1
Bromodichloromethane	< 0.33	ug/l	0.33	1.06	1	8260B		2/23/2018	CJR	1
Bromoform	< 0.45	ug/l	0.45	1.44	1	8260B		2/23/2018	CJR	1
tert-Butylbenzene	< 0.25	ug/l	0.25	0.8	1	8260B		2/23/2018	CJR	1
sec-Butylbenzene	< 0.79	ug/l	0.79	2.53	1	8260B		2/23/2018	CJR	1
n-Butylbenzene	< 0.71	ug/l	0.71	2.25	1	8260B		2/23/2018	CJR	1
Carbon Tetrachloride	< 0.31	ug/l	0.31	0.98	1	8260B		2/23/2018	CJR	1
Chlorobenzene	< 0.26	ug/l	0.26	0.83	1	8260B		2/23/2018	CJR	1
Chloroethane	< 0.61	ug/l	0.61	1.95	1	8260B		2/23/2018	CJR	1
Chloroform	< 0.26	ug/l	0.26	0.82	1	8260B		2/23/2018	CJR	1
Chloromethane	< 0.54	ug/l	0.54	1.72	1	8260B		2/23/2018	CJR	1
2-Chlorotoluene	< 0.31	ug/l	0.31	0.98	1	8260B		2/23/2018	CJR	1
4-Chlorotoluene	< 0.26	ug/l	0.26	0.83	1	8260B		2/23/2018	CJR	1
1,2-Dibromo-3-chloropropane	< 2.96	ug/l	2.96	9.43	1	8260B		2/23/2018	CJR	1
Dibromochloromethane	< 0.22	ug/l	0.22	0.69	1	8260B		2/23/2018	CJR	1
1,4-Dichlorobenzene	< 0.7	ug/l	0.7	2.22	1	8260B		2/23/2018	CJR	1
1,3-Dichlorobenzene	< 0.85	ug/l	0.85	2.7	1	8260B		2/23/2018	CJR	1
1,2-Dichlorobenzene	< 0.86	ug/l	0.86	2.74	1	8260B		2/23/2018	CJR	1
Dichlorodifluoromethane	< 0.32	ug/l	0.32	1.02	1	8260B		2/23/2018	CJR	1
1,2-Dichloroethane	< 0.25	ug/l	0.25	0.78	1	8260B		2/23/2018	CJR	1
1,1-Dichloroethane	< 0.36	ug/l	0.36	1.14	1	8260B		2/23/2018	CJR	1
1,1-Dichloroethene	< 0.42	ug/l	0.42	1.34	1	8260B		2/23/2018	CJR	1
cis-1,2-Dichloroethene	6.8	ug/l	0.37	1.16	1	8260B		2/23/2018	CJR	1
trans-1,2-Dichloroethene	2.05	ug/l	0.34	1.07	1	8260B		2/23/2018	CJR	1
1,2-Dichloropropane	< 0.44	ug/l	0.44	1.39	1	8260B		2/23/2018	CJR	1
1,3-Dichloropropane	< 0.3	ug/l	0.3	0.94	1	8260B		2/23/2018	CJR	1
trans-1,3-Dichloropropene	< 0.32	ug/l	0.32	1.01	1	8260B		2/23/2018	CJR	1
cis-1,3-Dichloropropene	< 0.26	ug/l	0.26	0.81	1	8260B		2/23/2018	CJR	1
Di-isopropyl ether	< 0.21	ug/l	0.21	0.66	1	8260B		2/23/2018	CJR	1
EDB (1,2-Dibromoethane)	< 0.34	ug/l	0.34	1.09	1	8260B		2/23/2018	CJR	1
Ethylbenzene	< 0.26	ug/l	0.26	0.83	1	8260B		2/23/2018	CJR	1
Hexachlorobutadiene	< 1.34	ug/l	1.34	4.28	1	8260B		2/23/2018	CJR	1
Isopropylbenzene	< 0.78	ug/l	0.78	2.47	1	8260B		2/23/2018	CJR	1
p-Isopropyltoluene	< 0.24	ug/l	0.24	0.76	1	8260B		2/23/2018	CJR	1
Methylene chloride	< 1.32	ug/l	1.32	4.21	1	8260B		2/23/2018	CJR	1
Methyl tert-butyl ether (MTBE)	< 0.28	ug/l	0.28	0.89	1	8260B		2/23/2018	CJR	1
Naphthalene	< 2.1	ug/l	2.1	6.65	1	8260B		2/23/2018	CJR	1
n-Propylbenzene	< 0.61	ug/l	0.61	1.95	1	8260B		2/23/2018	CJR	1
1,1,2,2-Tetrachloroethane	< 0.3	ug/l	0.3	0.97	1	8260B		2/23/2018	CJR	1
1,1,1,2-Tetrachloroethane	< 0.35	ug/l	0.35	1.13	1	8260B		2/23/2018	CJR	1
Tetrachloroethene	< 0.38	ug/l	0.38	1.21	1	8260B		2/23/2018	CJR	1
Toluene	< 0.19	ug/l	0.19	0.6	1	8260B		2/23/2018	CJR	1
1,2,4-Trichlorobenzene	< 1.15	ug/l	1.15	3.67	1	8260B		2/23/2018	CJR	1
1,2,3-Trichlorobenzene	< 1.71	ug/l	1.71	5.43	1	8260B		2/23/2018	CJR	1
1,1,1-Trichloroethane	< 0.33	ug/l	0.33	1.05	1	8260B		2/23/2018	CJR	1
1,1,2-Trichloroethane	< 0.42	ug/l	0.42	1.32	1	8260B		2/23/2018	CJR	1
Trichloroethene (TCE)	1.67	ug/l	0.3	0.94	1	8260B		2/23/2018	CJR	1
Trichlorofluoromethane	< 0.35	ug/l	0.35	1.1	1	8260B		2/23/2018	CJR	1
1,2,4-Trimethylbenzene	< 0.8	ug/l	0.8	2.55	1	8260B		2/23/2018	CJR	1

Project Name ACME GALVANIZING **Invoice #** E34258
Project # 12884

Lab Code 5034258T
Sample ID TW-1
Sample Matrix Water
Sample Date 2/20/2018

	Result	Unit	LOD	LOQ	Dil	Method	Ext Date	Run Date	Analyst	Code
1,3,5-Trimethylbenzene	< 0.63	ug/l	0.63	2	1	8260B		2/23/2018	CJR	1
Vinyl Chloride	< 0.2	ug/l	0.2	0.65	1	8260B		2/23/2018	CJR	1
m&p-Xylene	< 0.43	ug/l	0.43	1.38	1	8260B		2/23/2018	CJR	1
o-Xylene	< 0.29	ug/l	0.29	0.93	1	8260B		2/23/2018	CJR	1
SUR - Toluene-d8	91	REC %			1	8260B		2/23/2018	CJR	1
SUR - Dibromofluoromethane	103	REC %			1	8260B		2/23/2018	CJR	1
SUR - 1,2-Dichloroethane-d4	103	REC %			1	8260B		2/23/2018	CJR	1
SUR - 4-Bromofluorobenzene	109	REC %			1	8260B		2/23/2018	CJR	1

Project Name ACME GALVANIZING **Invoice #** E34258
Project # 12884

Lab Code 5034258U
Sample ID TW-2
Sample Matrix Water
Sample Date 2/20/2018

	Result	Unit	LOD	LOQ	Dil	Method	Ext Date	Run Date	Analyst	Code
Organic										
VOC's										
Benzene	< 0.22	ug/l	0.22	0.71	1	8260B		2/23/2018	CJR	1
Bromobenzene	< 0.44	ug/l	0.44	1.38	1	8260B		2/23/2018	CJR	1
Bromodichloromethane	< 0.33	ug/l	0.33	1.06	1	8260B		2/23/2018	CJR	1
Bromoform	< 0.45	ug/l	0.45	1.44	1	8260B		2/23/2018	CJR	1
tert-Butylbenzene	< 0.25	ug/l	0.25	0.8	1	8260B		2/23/2018	CJR	1
sec-Butylbenzene	< 0.79	ug/l	0.79	2.53	1	8260B		2/23/2018	CJR	1
n-Butylbenzene	< 0.71	ug/l	0.71	2.25	1	8260B		2/23/2018	CJR	1
Carbon Tetrachloride	< 0.31	ug/l	0.31	0.98	1	8260B		2/23/2018	CJR	1
Chlorobenzene	< 0.26	ug/l	0.26	0.83	1	8260B		2/23/2018	CJR	1
Chloroethane	< 0.61	ug/l	0.61	1.95	1	8260B		2/23/2018	CJR	1
Chloroform	< 0.26	ug/l	0.26	0.82	1	8260B		2/23/2018	CJR	1
Chloromethane	< 0.54	ug/l	0.54	1.72	1	8260B		2/23/2018	CJR	1
2-Chlorotoluene	< 0.31	ug/l	0.31	0.98	1	8260B		2/23/2018	CJR	1
4-Chlorotoluene	< 0.26	ug/l	0.26	0.83	1	8260B		2/23/2018	CJR	1
1,2-Dibromo-3-chloropropane	< 2.96	ug/l	2.96	9.43	1	8260B		2/23/2018	CJR	1
Dibromochloromethane	< 0.22	ug/l	0.22	0.69	1	8260B		2/23/2018	CJR	1
1,4-Dichlorobenzene	< 0.7	ug/l	0.7	2.22	1	8260B		2/23/2018	CJR	1
1,3-Dichlorobenzene	< 0.85	ug/l	0.85	2.7	1	8260B		2/23/2018	CJR	1
1,2-Dichlorobenzene	< 0.86	ug/l	0.86	2.74	1	8260B		2/23/2018	CJR	1
Dichlorodifluoromethane	< 0.32	ug/l	0.32	1.02	1	8260B		2/23/2018	CJR	1
1,2-Dichloroethane	< 0.25	ug/l	0.25	0.78	1	8260B		2/23/2018	CJR	1
1,1-Dichloroethane	< 0.36	ug/l	0.36	1.14	1	8260B		2/23/2018	CJR	1
1,1-Dichloroethene	< 0.42	ug/l	0.42	1.34	1	8260B		2/23/2018	CJR	1
cis-1,2-Dichloroethene	< 0.37	ug/l	0.37	1.16	1	8260B		2/23/2018	CJR	1
trans-1,2-Dichloroethene	< 0.34	ug/l	0.34	1.07	1	8260B		2/23/2018	CJR	1
1,2-Dichloropropane	< 0.44	ug/l	0.44	1.39	1	8260B		2/23/2018	CJR	1
1,3-Dichloropropane	< 0.3	ug/l	0.3	0.94	1	8260B		2/23/2018	CJR	1
trans-1,3-Dichloropropene	< 0.32	ug/l	0.32	1.01	1	8260B		2/23/2018	CJR	1
cis-1,3-Dichloropropene	< 0.26	ug/l	0.26	0.81	1	8260B		2/23/2018	CJR	1
Di-isopropyl ether	< 0.21	ug/l	0.21	0.66	1	8260B		2/23/2018	CJR	1
EDB (1,2-Dibromoethane)	< 0.34	ug/l	0.34	1.09	1	8260B		2/23/2018	CJR	1
Ethylbenzene	< 0.26	ug/l	0.26	0.83	1	8260B		2/23/2018	CJR	1
Hexachlorobutadiene	< 1.34	ug/l	1.34	4.28	1	8260B		2/23/2018	CJR	1
Isopropylbenzene	< 0.78	ug/l	0.78	2.47	1	8260B		2/23/2018	CJR	1
p-Isopropyltoluene	< 0.24	ug/l	0.24	0.76	1	8260B		2/23/2018	CJR	1
Methylene chloride	< 1.32	ug/l	1.32	4.21	1	8260B		2/23/2018	CJR	1
Methyl tert-butyl ether (MTBE)	< 0.28	ug/l	0.28	0.89	1	8260B		2/23/2018	CJR	1
Naphthalene	< 2.1	ug/l	2.1	6.65	1	8260B		2/23/2018	CJR	1
n-Propylbenzene	< 0.61	ug/l	0.61	1.95	1	8260B		2/23/2018	CJR	1
1,1,2,2-Tetrachloroethane	< 0.3	ug/l	0.3	0.97	1	8260B		2/23/2018	CJR	1
1,1,1,2-Tetrachloroethane	< 0.35	ug/l	0.35	1.13	1	8260B		2/23/2018	CJR	1
Tetrachloroethene	< 0.38	ug/l	0.38	1.21	1	8260B		2/23/2018	CJR	1
Toluene	< 0.19	ug/l	0.19	0.6	1	8260B		2/23/2018	CJR	1
1,2,4-Trichlorobenzene	< 1.15	ug/l	1.15	3.67	1	8260B		2/23/2018	CJR	1
1,2,3-Trichlorobenzene	< 1.71	ug/l	1.71	5.43	1	8260B		2/23/2018	CJR	1
1,1,1-Trichloroethane	< 0.33	ug/l	0.33	1.05	1	8260B		2/23/2018	CJR	1
1,1,2-Trichloroethane	< 0.42	ug/l	0.42	1.32	1	8260B		2/23/2018	CJR	1
Trichloroethene (TCE)	20	ug/l	0.3	0.94	1	8260B		2/23/2018	CJR	1
Trichlorofluoromethane	< 0.35	ug/l	0.35	1.1	1	8260B		2/23/2018	CJR	1
1,2,4-Trimethylbenzene	< 0.8	ug/l	0.8	2.55	1	8260B		2/23/2018	CJR	1

Project Name ACME GALVANIZING **Invoice #** E34258
Project # 12884

Lab Code 5034258U
Sample ID TW-2
Sample Matrix Water
Sample Date 2/20/2018

	Result	Unit	LOD	LOQ	Dil	Method	Ext Date	Run Date	Analyst	Code
1,3,5-Trimethylbenzene	< 0.63	ug/l	0.63	2	1	8260B		2/23/2018	CJR	1
Vinyl Chloride	< 0.2	ug/l	0.2	0.65	1	8260B		2/23/2018	CJR	1
m&p-Xylene	< 0.43	ug/l	0.43	1.38	1	8260B		2/23/2018	CJR	1
o-Xylene	< 0.29	ug/l	0.29	0.93	1	8260B		2/23/2018	CJR	1
SUR - 4-Bromofluorobenzene	103	REC %			1	8260B		2/23/2018	CJR	1
SUR - Dibromofluoromethane	103	REC %			1	8260B		2/23/2018	CJR	1
SUR - 1,2-Dichloroethane-d4	106	REC %			1	8260B		2/23/2018	CJR	1
SUR - Toluene-d8	91	REC %			1	8260B		2/23/2018	CJR	1

Project Name ACME GALVANIZING **Invoice #** E34258
Project # 12884

Lab Code 5034258V
Sample ID TW-3
Sample Matrix Water
Sample Date 2/20/2018

	Result	Unit	LOD	LOQ	Dil	Method	Ext Date	Run Date	Analyst	Code
Organic										
VOC's										
Benzene	< 0.22	ug/l	0.22	0.71	1	8260B		2/23/2018	CJR	1
Bromobenzene	< 0.44	ug/l	0.44	1.38	1	8260B		2/23/2018	CJR	1
Bromodichloromethane	< 0.33	ug/l	0.33	1.06	1	8260B		2/23/2018	CJR	1
Bromoform	< 0.45	ug/l	0.45	1.44	1	8260B		2/23/2018	CJR	1
tert-Butylbenzene	< 0.25	ug/l	0.25	0.8	1	8260B		2/23/2018	CJR	1
sec-Butylbenzene	< 0.79	ug/l	0.79	2.53	1	8260B		2/23/2018	CJR	1
n-Butylbenzene	< 0.71	ug/l	0.71	2.25	1	8260B		2/23/2018	CJR	1
Carbon Tetrachloride	< 0.31	ug/l	0.31	0.98	1	8260B		2/23/2018	CJR	1
Chlorobenzene	< 0.26	ug/l	0.26	0.83	1	8260B		2/23/2018	CJR	1
Chloroethane	< 0.61	ug/l	0.61	1.95	1	8260B		2/23/2018	CJR	1
Chloroform	< 0.26	ug/l	0.26	0.82	1	8260B		2/23/2018	CJR	1
Chloromethane	< 0.54	ug/l	0.54	1.72	1	8260B		2/23/2018	CJR	1
2-Chlorotoluene	< 0.31	ug/l	0.31	0.98	1	8260B		2/23/2018	CJR	1
4-Chlorotoluene	< 0.26	ug/l	0.26	0.83	1	8260B		2/23/2018	CJR	1
1,2-Dibromo-3-chloropropane	< 2.96	ug/l	2.96	9.43	1	8260B		2/23/2018	CJR	1
Dibromochloromethane	< 0.22	ug/l	0.22	0.69	1	8260B		2/23/2018	CJR	1
1,4-Dichlorobenzene	< 0.7	ug/l	0.7	2.22	1	8260B		2/23/2018	CJR	1
1,3-Dichlorobenzene	< 0.85	ug/l	0.85	2.7	1	8260B		2/23/2018	CJR	1
1,2-Dichlorobenzene	< 0.86	ug/l	0.86	2.74	1	8260B		2/23/2018	CJR	1
Dichlorodifluoromethane	< 0.32	ug/l	0.32	1.02	1	8260B		2/23/2018	CJR	1
1,2-Dichloroethane	< 0.25	ug/l	0.25	0.78	1	8260B		2/23/2018	CJR	1
1,1-Dichloroethane	11.1	ug/l	0.36	1.14	1	8260B		2/23/2018	CJR	1
1,1-Dichloroethene	< 0.42	ug/l	0.42	1.34	1	8260B		2/23/2018	CJR	1
cis-1,2-Dichloroethene	8.0	ug/l	0.37	1.16	1	8260B		2/23/2018	CJR	1
trans-1,2-Dichloroethene	1.63	ug/l	0.34	1.07	1	8260B		2/23/2018	CJR	1
1,2-Dichloropropane	< 0.44	ug/l	0.44	1.39	1	8260B		2/23/2018	CJR	1
1,3-Dichloropropane	< 0.3	ug/l	0.3	0.94	1	8260B		2/23/2018	CJR	1
trans-1,3-Dichloropropene	< 0.32	ug/l	0.32	1.01	1	8260B		2/23/2018	CJR	1
cis-1,3-Dichloropropene	< 0.26	ug/l	0.26	0.81	1	8260B		2/23/2018	CJR	1
Di-isopropyl ether	< 0.21	ug/l	0.21	0.66	1	8260B		2/23/2018	CJR	1
EDB (1,2-Dibromoethane)	< 0.34	ug/l	0.34	1.09	1	8260B		2/23/2018	CJR	1
Ethylbenzene	< 0.26	ug/l	0.26	0.83	1	8260B		2/23/2018	CJR	1
Hexachlorobutadiene	< 1.34	ug/l	1.34	4.28	1	8260B		2/23/2018	CJR	1
Isopropylbenzene	< 0.78	ug/l	0.78	2.47	1	8260B		2/23/2018	CJR	1
p-Isopropyltoluene	< 0.24	ug/l	0.24	0.76	1	8260B		2/23/2018	CJR	1
Methylene chloride	< 1.32	ug/l	1.32	4.21	1	8260B		2/23/2018	CJR	1
Methyl tert-butyl ether (MTBE)	< 0.28	ug/l	0.28	0.89	1	8260B		2/23/2018	CJR	1
Naphthalene	< 2.1	ug/l	2.1	6.65	1	8260B		2/23/2018	CJR	1
n-Propylbenzene	< 0.61	ug/l	0.61	1.95	1	8260B		2/23/2018	CJR	1
1,1,2,2-Tetrachloroethane	< 0.3	ug/l	0.3	0.97	1	8260B		2/23/2018	CJR	1
1,1,1,2-Tetrachloroethane	< 0.35	ug/l	0.35	1.13	1	8260B		2/23/2018	CJR	1
Tetrachloroethene	< 0.38	ug/l	0.38	1.21	1	8260B		2/23/2018	CJR	1
Toluene	< 0.19	ug/l	0.19	0.6	1	8260B		2/23/2018	CJR	1
1,2,4-Trichlorobenzene	< 1.15	ug/l	1.15	3.67	1	8260B		2/23/2018	CJR	1
1,2,3-Trichlorobenzene	< 1.71	ug/l	1.71	5.43	1	8260B		2/23/2018	CJR	1
1,1,1-Trichloroethane	29.6	ug/l	0.33	1.05	1	8260B		2/23/2018	CJR	1
1,1,2-Trichloroethane	< 0.42	ug/l	0.42	1.32	1	8260B		2/23/2018	CJR	1
Trichloroethene (TCE)	92	ug/l	0.3	0.94	1	8260B		2/23/2018	CJR	1
Trichlorofluoromethane	< 0.35	ug/l	0.35	1.1	1	8260B		2/23/2018	CJR	1
1,2,4-Trimethylbenzene	< 0.8	ug/l	0.8	2.55	1	8260B		2/23/2018	CJR	1

Project Name ACME GALVANIZING **Invoice #** E34258
Project # 12884

Lab Code 5034258V
Sample ID TW-3
Sample Matrix Water
Sample Date 2/20/2018

	Result	Unit	LOD	LOQ	Dil	Method	Ext Date	Run Date	Analyst	Code
1,3,5-Trimethylbenzene	< 0.63	ug/l	0.63	2	1	8260B		2/23/2018	CJR	1
Vinyl Chloride	< 0.2	ug/l	0.2	0.65	1	8260B		2/23/2018	CJR	1
m&p-Xylene	< 0.43	ug/l	0.43	1.38	1	8260B		2/23/2018	CJR	1
o-Xylene	< 0.29	ug/l	0.29	0.93	1	8260B		2/23/2018	CJR	1
SUR - Toluene-d8	94	REC %			1	8260B		2/23/2018	CJR	1
SUR - 1,2-Dichloroethane-d4	101	REC %			1	8260B		2/23/2018	CJR	1
SUR - 4-Bromofluorobenzene	107	REC %			1	8260B		2/23/2018	CJR	1
SUR - Dibromofluoromethane	104	REC %			1	8260B		2/23/2018	CJR	1

Project Name ACME GALVANIZING **Invoice #** E34258
Project # 12884

Lab Code 5034258W
Sample ID DUPLICATE 01
Sample Matrix Water
Sample Date 2/20/2018

	Result	Unit	LOD	LOQ	Dil	Method	Ext Date	Run Date	Analyst	Code
Organic										
VOC's										
Benzene	< 0.22	ug/l	0.22	0.71	1	8260B		2/26/2018	CJR	1
Bromobenzene	< 0.44	ug/l	0.44	1.38	1	8260B		2/26/2018	CJR	1
Bromodichloromethane	< 0.33	ug/l	0.33	1.06	1	8260B		2/26/2018	CJR	1
Bromoform	< 0.45	ug/l	0.45	1.44	1	8260B		2/26/2018	CJR	1
tert-Butylbenzene	< 0.25	ug/l	0.25	0.8	1	8260B		2/26/2018	CJR	1
sec-Butylbenzene	< 0.79	ug/l	0.79	2.53	1	8260B		2/26/2018	CJR	1
n-Butylbenzene	< 0.71	ug/l	0.71	2.25	1	8260B		2/26/2018	CJR	1
Carbon Tetrachloride	< 0.31	ug/l	0.31	0.98	1	8260B		2/26/2018	CJR	1
Chlorobenzene	< 0.26	ug/l	0.26	0.83	1	8260B		2/26/2018	CJR	1
Chloroethane	< 0.61	ug/l	0.61	1.95	1	8260B		2/26/2018	CJR	1
Chloroform	< 0.26	ug/l	0.26	0.82	1	8260B		2/26/2018	CJR	1
Chloromethane	< 0.54	ug/l	0.54	1.72	1	8260B		2/26/2018	CJR	1
2-Chlorotoluene	< 0.31	ug/l	0.31	0.98	1	8260B		2/26/2018	CJR	1
4-Chlorotoluene	< 0.26	ug/l	0.26	0.83	1	8260B		2/26/2018	CJR	1
1,2-Dibromo-3-chloropropane	< 2.96	ug/l	2.96	9.43	1	8260B		2/26/2018	CJR	1
Dibromochloromethane	< 0.22	ug/l	0.22	0.69	1	8260B		2/26/2018	CJR	1
1,4-Dichlorobenzene	< 0.7	ug/l	0.7	2.22	1	8260B		2/26/2018	CJR	1
1,3-Dichlorobenzene	< 0.85	ug/l	0.85	2.7	1	8260B		2/26/2018	CJR	1
1,2-Dichlorobenzene	< 0.86	ug/l	0.86	2.74	1	8260B		2/26/2018	CJR	1
Dichlorodifluoromethane	< 0.32	ug/l	0.32	1.02	1	8260B		2/26/2018	CJR	1
1,2-Dichloroethane	< 0.25	ug/l	0.25	0.78	1	8260B		2/26/2018	CJR	1
1,1-Dichloroethane	14	ug/l	0.36	1.14	1	8260B		2/26/2018	CJR	1
1,1-Dichloroethene	< 0.42	ug/l	0.42	1.34	1	8260B		2/26/2018	CJR	1
cis-1,2-Dichloroethene	4.2	ug/l	0.37	1.16	1	8260B		2/26/2018	CJR	1
trans-1,2-Dichloroethene	2.34	ug/l	0.34	1.07	1	8260B		2/26/2018	CJR	1
1,2-Dichloropropane	< 0.44	ug/l	0.44	1.39	1	8260B		2/26/2018	CJR	1
1,3-Dichloropropane	< 0.3	ug/l	0.3	0.94	1	8260B		2/26/2018	CJR	1
trans-1,3-Dichloropropene	< 0.32	ug/l	0.32	1.01	1	8260B		2/26/2018	CJR	1
cis-1,3-Dichloropropene	< 0.26	ug/l	0.26	0.81	1	8260B		2/26/2018	CJR	1
Di-isopropyl ether	< 0.21	ug/l	0.21	0.66	1	8260B		2/26/2018	CJR	1
EDB (1,2-Dibromoethane)	< 0.34	ug/l	0.34	1.09	1	8260B		2/26/2018	CJR	1
Ethylbenzene	< 0.26	ug/l	0.26	0.83	1	8260B		2/26/2018	CJR	1
Hexachlorobutadiene	< 1.34	ug/l	1.34	4.28	1	8260B		2/26/2018	CJR	1
Isopropylbenzene	< 0.78	ug/l	0.78	2.47	1	8260B		2/26/2018	CJR	1
p-Isopropyltoluene	< 0.24	ug/l	0.24	0.76	1	8260B		2/26/2018	CJR	1
Methylene chloride	< 1.32	ug/l	1.32	4.21	1	8260B		2/26/2018	CJR	1
Methyl tert-butyl ether (MTBE)	< 0.28	ug/l	0.28	0.89	1	8260B		2/26/2018	CJR	1
Naphthalene	< 2.1	ug/l	2.1	6.65	1	8260B		2/26/2018	CJR	1
n-Propylbenzene	< 0.61	ug/l	0.61	1.95	1	8260B		2/26/2018	CJR	1
1,1,2,2-Tetrachloroethane	< 0.3	ug/l	0.3	0.97	1	8260B		2/26/2018	CJR	1
1,1,1,2-Tetrachloroethane	< 0.35	ug/l	0.35	1.13	1	8260B		2/26/2018	CJR	1
Tetrachloroethene	< 0.38	ug/l	0.38	1.21	1	8260B		2/26/2018	CJR	1
Toluene	< 0.19	ug/l	0.19	0.6	1	8260B		2/26/2018	CJR	1
1,2,4-Trichlorobenzene	< 1.15	ug/l	1.15	3.67	1	8260B		2/26/2018	CJR	1
1,2,3-Trichlorobenzene	< 1.71	ug/l	1.71	5.43	1	8260B		2/26/2018	CJR	1
1,1,1-Trichloroethane	9.5	ug/l	0.33	1.05	1	8260B		2/26/2018	CJR	1
1,1,2-Trichloroethane	< 0.42	ug/l	0.42	1.32	1	8260B		2/26/2018	CJR	1
Trichloroethene (TCE)	53	ug/l	0.3	0.94	1	8260B		2/26/2018	CJR	1
Trichlorofluoromethane	< 0.35	ug/l	0.35	1.1	1	8260B		2/26/2018	CJR	1
1,2,4-Trimethylbenzene	< 0.8	ug/l	0.8	2.55	1	8260B		2/26/2018	CJR	1

Project Name ACME GALVANIZING **Invoice #** E34258
Project # 12884

Lab Code 5034258W
Sample ID DUPLICATE 01
Sample Matrix Water
Sample Date 2/20/2018

	Result	Unit	LOD	LOQ	Dil	Method	Ext Date	Run Date	Analyst	Code
1,3,5-Trimethylbenzene	< 0.63	ug/l	0.63	2	1	8260B		2/26/2018	CJR	1
Vinyl Chloride	< 0.2	ug/l	0.2	0.65	1	8260B		2/26/2018	CJR	1
m&p-Xylene	< 0.43	ug/l	0.43	1.38	1	8260B		2/26/2018	CJR	1
o-Xylene	< 0.29	ug/l	0.29	0.93	1	8260B		2/26/2018	CJR	1
SUR - 1,2-Dichloroethane-d4	99	REC %			1	8260B		2/26/2018	CJR	1
SUR - 4-Bromofluorobenzene	106	REC %			1	8260B		2/26/2018	CJR	1
SUR - Dibromofluoromethane	104	REC %			1	8260B		2/26/2018	CJR	1
SUR - Toluene-d8	95	REC %			1	8260B		2/26/2018	CJR	1

Project Name ACME GALVANIZING **Invoice #** E34258
Project # 12884

Lab Code 5034258X
Sample ID DUPLICATE 02
Sample Matrix Water
Sample Date 2/21/2018

	Result	Unit	LOD	LOQ	Dil	Method	Ext Date	Run Date	Analyst	Code
Organic										
VOC's										
Benzene	< 0.22	ug/l	0.22	0.71	1	8260B		2/26/2018	CJR	1
Bromobenzene	< 0.44	ug/l	0.44	1.38	1	8260B		2/26/2018	CJR	1
Bromodichloromethane	< 0.33	ug/l	0.33	1.06	1	8260B		2/26/2018	CJR	1
Bromoform	< 0.45	ug/l	0.45	1.44	1	8260B		2/26/2018	CJR	1
tert-Butylbenzene	< 0.25	ug/l	0.25	0.8	1	8260B		2/26/2018	CJR	1
sec-Butylbenzene	< 0.79	ug/l	0.79	2.53	1	8260B		2/26/2018	CJR	1
n-Butylbenzene	< 0.71	ug/l	0.71	2.25	1	8260B		2/26/2018	CJR	1
Carbon Tetrachloride	< 0.31	ug/l	0.31	0.98	1	8260B		2/26/2018	CJR	1
Chlorobenzene	< 0.26	ug/l	0.26	0.83	1	8260B		2/26/2018	CJR	1
Chloroethane	< 0.61	ug/l	0.61	1.95	1	8260B		2/26/2018	CJR	1
Chloroform	< 0.26	ug/l	0.26	0.82	1	8260B		2/26/2018	CJR	1
Chloromethane	< 0.54	ug/l	0.54	1.72	1	8260B		2/26/2018	CJR	1
2-Chlorotoluene	< 0.31	ug/l	0.31	0.98	1	8260B		2/26/2018	CJR	1
4-Chlorotoluene	< 0.26	ug/l	0.26	0.83	1	8260B		2/26/2018	CJR	1
1,2-Dibromo-3-chloropropane	< 2.96	ug/l	2.96	9.43	1	8260B		2/26/2018	CJR	1
Dibromochloromethane	< 0.22	ug/l	0.22	0.69	1	8260B		2/26/2018	CJR	1
1,4-Dichlorobenzene	< 0.7	ug/l	0.7	2.22	1	8260B		2/26/2018	CJR	1
1,3-Dichlorobenzene	< 0.85	ug/l	0.85	2.7	1	8260B		2/26/2018	CJR	1
1,2-Dichlorobenzene	< 0.86	ug/l	0.86	2.74	1	8260B		2/26/2018	CJR	1
Dichlorodifluoromethane	< 0.32	ug/l	0.32	1.02	1	8260B		2/26/2018	CJR	1
1,2-Dichloroethane	< 0.25	ug/l	0.25	0.78	1	8260B		2/26/2018	CJR	1
1,1-Dichloroethane	2.71	ug/l	0.36	1.14	1	8260B		2/26/2018	CJR	1
1,1-Dichloroethene	< 0.42	ug/l	0.42	1.34	1	8260B		2/26/2018	CJR	1
cis-1,2-Dichloroethene	0.47 "J"	ug/l	0.37	1.16	1	8260B		2/26/2018	CJR	1
trans-1,2-Dichloroethene	< 0.34	ug/l	0.34	1.07	1	8260B		2/26/2018	CJR	1
1,2-Dichloropropane	< 0.44	ug/l	0.44	1.39	1	8260B		2/26/2018	CJR	1
1,3-Dichloropropane	< 0.3	ug/l	0.3	0.94	1	8260B		2/26/2018	CJR	1
trans-1,3-Dichloropropene	< 0.32	ug/l	0.32	1.01	1	8260B		2/26/2018	CJR	1
cis-1,3-Dichloropropene	< 0.26	ug/l	0.26	0.81	1	8260B		2/26/2018	CJR	1
Di-isopropyl ether	< 0.21	ug/l	0.21	0.66	1	8260B		2/26/2018	CJR	1
EDB (1,2-Dibromoethane)	< 0.34	ug/l	0.34	1.09	1	8260B		2/26/2018	CJR	1
Ethylbenzene	< 0.26	ug/l	0.26	0.83	1	8260B		2/26/2018	CJR	1
Hexachlorobutadiene	< 1.34	ug/l	1.34	4.28	1	8260B		2/26/2018	CJR	1
Isopropylbenzene	< 0.78	ug/l	0.78	2.47	1	8260B		2/26/2018	CJR	1
p-Isopropyltoluene	< 0.24	ug/l	0.24	0.76	1	8260B		2/26/2018	CJR	1
Methylene chloride	< 1.32	ug/l	1.32	4.21	1	8260B		2/26/2018	CJR	1
Methyl tert-butyl ether (MTBE)	< 0.28	ug/l	0.28	0.89	1	8260B		2/26/2018	CJR	1
Naphthalene	< 2.1	ug/l	2.1	6.65	1	8260B		2/26/2018	CJR	1
n-Propylbenzene	< 0.61	ug/l	0.61	1.95	1	8260B		2/26/2018	CJR	1
1,1,2,2-Tetrachloroethane	< 0.3	ug/l	0.3	0.97	1	8260B		2/26/2018	CJR	1
1,1,1,2-Tetrachloroethane	< 0.35	ug/l	0.35	1.13	1	8260B		2/26/2018	CJR	1
Tetrachloroethene	< 0.38	ug/l	0.38	1.21	1	8260B		2/26/2018	CJR	1
Toluene	< 0.19	ug/l	0.19	0.6	1	8260B		2/26/2018	CJR	1
1,2,4-Trichlorobenzene	< 1.15	ug/l	1.15	3.67	1	8260B		2/26/2018	CJR	1
1,2,3-Trichlorobenzene	< 1.71	ug/l	1.71	5.43	1	8260B		2/26/2018	CJR	1
1,1,1-Trichloroethane	0.77 "J"	ug/l	0.33	1.05	1	8260B		2/26/2018	CJR	1
1,1,2-Trichloroethane	< 0.42	ug/l	0.42	1.32	1	8260B		2/26/2018	CJR	1
Trichloroethene (TCE)	0.68 "J"	ug/l	0.3	0.94	1	8260B		2/26/2018	CJR	1
Trichlorofluoromethane	< 0.35	ug/l	0.35	1.1	1	8260B		2/26/2018	CJR	1
1,2,4-Trimethylbenzene	< 0.8	ug/l	0.8	2.55	1	8260B		2/26/2018	CJR	1

Project Name ACME GALVANIZING **Invoice #** E34258
Project # 12884

Lab Code 5034258X
Sample ID DUPLICATE 02
Sample Matrix Water
Sample Date 2/21/2018

	Result	Unit	LOD	LOQ	Dil	Method	Ext Date	Run Date	Analyst	Code
1,3,5-Trimethylbenzene	< 0.63	ug/l	0.63	2	1	8260B		2/26/2018	CJR	1
Vinyl Chloride	0.26 "J"	ug/l	0.2	0.65	1	8260B		2/26/2018	CJR	1
m&p-Xylene	< 0.43	ug/l	0.43	1.38	1	8260B		2/26/2018	CJR	1
o-Xylene	< 0.29	ug/l	0.29	0.93	1	8260B		2/26/2018	CJR	1
SUR - 1,2-Dichloroethane-d4	104	REC %			1	8260B		2/26/2018	CJR	1
SUR - 4-Bromofluorobenzene	104	REC %			1	8260B		2/26/2018	CJR	1
SUR - Dibromofluoromethane	105	REC %			1	8260B		2/26/2018	CJR	1
SUR - Toluene-d8	95	REC %			1	8260B		2/26/2018	CJR	1

Project Name ACME GALVANIZING **Invoice #** E34258
Project # 12884

Lab Code 5034258Y
Sample ID EQUIP BLANK
Sample Matrix Water
Sample Date 2/20/2018

	Result	Unit	LOD	LOQ	Dil	Method	Ext Date	Run Date	Analyst	Code
Organic										
VOC's										
Benzene	< 0.22	ug/l	0.22	0.71	1	8260B		2/23/2018	CJR	1
Bromobenzene	< 0.44	ug/l	0.44	1.38	1	8260B		2/23/2018	CJR	1
Bromodichloromethane	< 0.33	ug/l	0.33	1.06	1	8260B		2/23/2018	CJR	1
Bromoform	< 0.45	ug/l	0.45	1.44	1	8260B		2/23/2018	CJR	1
tert-Butylbenzene	< 0.25	ug/l	0.25	0.8	1	8260B		2/23/2018	CJR	1
sec-Butylbenzene	< 0.79	ug/l	0.79	2.53	1	8260B		2/23/2018	CJR	1
n-Butylbenzene	< 0.71	ug/l	0.71	2.25	1	8260B		2/23/2018	CJR	1
Carbon Tetrachloride	< 0.31	ug/l	0.31	0.98	1	8260B		2/23/2018	CJR	1
Chlorobenzene	< 0.26	ug/l	0.26	0.83	1	8260B		2/23/2018	CJR	1
Chloroethane	< 0.61	ug/l	0.61	1.95	1	8260B		2/23/2018	CJR	1
Chloroform	< 0.26	ug/l	0.26	0.82	1	8260B		2/23/2018	CJR	1
Chloromethane	< 0.54	ug/l	0.54	1.72	1	8260B		2/23/2018	CJR	1
2-Chlorotoluene	< 0.31	ug/l	0.31	0.98	1	8260B		2/23/2018	CJR	1
4-Chlorotoluene	< 0.26	ug/l	0.26	0.83	1	8260B		2/23/2018	CJR	1
1,2-Dibromo-3-chloropropane	< 2.96	ug/l	2.96	9.43	1	8260B		2/23/2018	CJR	1
Dibromochloromethane	< 0.22	ug/l	0.22	0.69	1	8260B		2/23/2018	CJR	1
1,4-Dichlorobenzene	< 0.7	ug/l	0.7	2.22	1	8260B		2/23/2018	CJR	1
1,3-Dichlorobenzene	< 0.85	ug/l	0.85	2.7	1	8260B		2/23/2018	CJR	1
1,2-Dichlorobenzene	< 0.86	ug/l	0.86	2.74	1	8260B		2/23/2018	CJR	1
Dichlorodifluoromethane	< 0.32	ug/l	0.32	1.02	1	8260B		2/23/2018	CJR	1
1,2-Dichloroethane	< 0.25	ug/l	0.25	0.78	1	8260B		2/23/2018	CJR	1
1,1-Dichloroethane	< 0.36	ug/l	0.36	1.14	1	8260B		2/23/2018	CJR	1
1,1-Dichloroethene	< 0.42	ug/l	0.42	1.34	1	8260B		2/23/2018	CJR	1
cis-1,2-Dichloroethene	< 0.37	ug/l	0.37	1.16	1	8260B		2/23/2018	CJR	1
trans-1,2-Dichloroethene	< 0.34	ug/l	0.34	1.07	1	8260B		2/23/2018	CJR	1
1,2-Dichloropropane	< 0.44	ug/l	0.44	1.39	1	8260B		2/23/2018	CJR	1
1,3-Dichloropropane	< 0.3	ug/l	0.3	0.94	1	8260B		2/23/2018	CJR	1
trans-1,3-Dichloropropene	< 0.32	ug/l	0.32	1.01	1	8260B		2/23/2018	CJR	1
cis-1,3-Dichloropropene	< 0.26	ug/l	0.26	0.81	1	8260B		2/23/2018	CJR	1
Di-isopropyl ether	< 0.21	ug/l	0.21	0.66	1	8260B		2/23/2018	CJR	1
EDB (1,2-Dibromoethane)	< 0.34	ug/l	0.34	1.09	1	8260B		2/23/2018	CJR	1
Ethylbenzene	< 0.26	ug/l	0.26	0.83	1	8260B		2/23/2018	CJR	1
Hexachlorobutadiene	< 1.34	ug/l	1.34	4.28	1	8260B		2/23/2018	CJR	1
Isopropylbenzene	< 0.78	ug/l	0.78	2.47	1	8260B		2/23/2018	CJR	1
p-Isopropyltoluene	< 0.24	ug/l	0.24	0.76	1	8260B		2/23/2018	CJR	1
Methylene chloride	< 1.32	ug/l	1.32	4.21	1	8260B		2/23/2018	CJR	1
Methyl tert-butyl ether (MTBE)	< 0.28	ug/l	0.28	0.89	1	8260B		2/23/2018	CJR	1
Naphthalene	< 2.1	ug/l	2.1	6.65	1	8260B		2/23/2018	CJR	1
n-Propylbenzene	< 0.61	ug/l	0.61	1.95	1	8260B		2/23/2018	CJR	1
1,1,2,2-Tetrachloroethane	< 0.3	ug/l	0.3	0.97	1	8260B		2/23/2018	CJR	1
1,1,1,2-Tetrachloroethane	< 0.35	ug/l	0.35	1.13	1	8260B		2/23/2018	CJR	1
Tetrachloroethene	< 0.38	ug/l	0.38	1.21	1	8260B		2/23/2018	CJR	1
Toluene	< 0.19	ug/l	0.19	0.6	1	8260B		2/23/2018	CJR	1
1,2,4-Trichlorobenzene	< 1.15	ug/l	1.15	3.67	1	8260B		2/23/2018	CJR	1
1,2,3-Trichlorobenzene	< 1.71	ug/l	1.71	5.43	1	8260B		2/23/2018	CJR	1
1,1,1-Trichloroethane	< 0.33	ug/l	0.33	1.05	1	8260B		2/23/2018	CJR	1
1,1,2-Trichloroethane	< 0.42	ug/l	0.42	1.32	1	8260B		2/23/2018	CJR	1
Trichloroethene (TCE)	< 0.3	ug/l	0.3	0.94	1	8260B		2/23/2018	CJR	1
Trichlorofluoromethane	< 0.35	ug/l	0.35	1.1	1	8260B		2/23/2018	CJR	1
1,2,4-Trimethylbenzene	< 0.8	ug/l	0.8	2.55	1	8260B		2/23/2018	CJR	1

Project Name ACME GALVANIZING **Invoice #** E34258
Project # 12884

Lab Code 5034258Y
Sample ID EQUIP BLANK
Sample Matrix Water
Sample Date 2/20/2018

	Result	Unit	LOD	LOQ	Dil	Method	Ext Date	Run Date	Analyst	Code
1,3,5-Trimethylbenzene	< 0.63	ug/l	0.63	2	1	8260B		2/23/2018	CJR	1
Vinyl Chloride	< 0.2	ug/l	0.2	0.65	1	8260B		2/23/2018	CJR	1
m&p-Xylene	< 0.43	ug/l	0.43	1.38	1	8260B		2/23/2018	CJR	1
o-Xylene	< 0.29	ug/l	0.29	0.93	1	8260B		2/23/2018	CJR	1
SUR - 1,2-Dichloroethane-d4	100	REC %			1	8260B		2/23/2018	CJR	1
SUR - 4-Bromofluorobenzene	109	REC %			1	8260B		2/23/2018	CJR	1
SUR - Dibromofluoromethane	107	REC %			1	8260B		2/23/2018	CJR	1
SUR - Toluene-d8	96	REC %			1	8260B		2/23/2018	CJR	1

Project Name ACME GALVANIZING **Invoice #** E34258
Project # 12884

Lab Code 5034258Z
Sample ID TRIP BLANK
Sample Matrix Water
Sample Date 2/20/2018

	Result	Unit	LOD	LOQ	Dil	Method	Ext Date	Run Date	Analyst	Code
Organic										
VOC's										
Benzene	< 0.22	ug/l	0.22	0.71	1	8260B		2/23/2018	CJR	1
Bromobenzene	< 0.44	ug/l	0.44	1.38	1	8260B		2/23/2018	CJR	1
Bromodichloromethane	< 0.33	ug/l	0.33	1.06	1	8260B		2/23/2018	CJR	1
Bromoform	< 0.45	ug/l	0.45	1.44	1	8260B		2/23/2018	CJR	1
tert-Butylbenzene	< 0.25	ug/l	0.25	0.8	1	8260B		2/23/2018	CJR	1
sec-Butylbenzene	< 0.79	ug/l	0.79	2.53	1	8260B		2/23/2018	CJR	1
n-Butylbenzene	< 0.71	ug/l	0.71	2.25	1	8260B		2/23/2018	CJR	1
Carbon Tetrachloride	< 0.31	ug/l	0.31	0.98	1	8260B		2/23/2018	CJR	1
Chlorobenzene	< 0.26	ug/l	0.26	0.83	1	8260B		2/23/2018	CJR	1
Chloroethane	< 0.61	ug/l	0.61	1.95	1	8260B		2/23/2018	CJR	1
Chloroform	< 0.26	ug/l	0.26	0.82	1	8260B		2/23/2018	CJR	1
Chloromethane	< 0.54	ug/l	0.54	1.72	1	8260B		2/23/2018	CJR	1
2-Chlorotoluene	< 0.31	ug/l	0.31	0.98	1	8260B		2/23/2018	CJR	1
4-Chlorotoluene	< 0.26	ug/l	0.26	0.83	1	8260B		2/23/2018	CJR	1
1,2-Dibromo-3-chloropropane	< 2.96	ug/l	2.96	9.43	1	8260B		2/23/2018	CJR	1
Dibromochloromethane	< 0.22	ug/l	0.22	0.69	1	8260B		2/23/2018	CJR	1
1,4-Dichlorobenzene	< 0.7	ug/l	0.7	2.22	1	8260B		2/23/2018	CJR	1
1,3-Dichlorobenzene	< 0.85	ug/l	0.85	2.7	1	8260B		2/23/2018	CJR	1
1,2-Dichlorobenzene	< 0.86	ug/l	0.86	2.74	1	8260B		2/23/2018	CJR	1
Dichlorodifluoromethane	< 0.32	ug/l	0.32	1.02	1	8260B		2/23/2018	CJR	1
1,2-Dichloroethane	< 0.25	ug/l	0.25	0.78	1	8260B		2/23/2018	CJR	1
1,1-Dichloroethane	< 0.36	ug/l	0.36	1.14	1	8260B		2/23/2018	CJR	1
1,1-Dichloroethene	< 0.42	ug/l	0.42	1.34	1	8260B		2/23/2018	CJR	1
cis-1,2-Dichloroethene	< 0.37	ug/l	0.37	1.16	1	8260B		2/23/2018	CJR	1
trans-1,2-Dichloroethene	< 0.34	ug/l	0.34	1.07	1	8260B		2/23/2018	CJR	1
1,2-Dichloropropane	< 0.44	ug/l	0.44	1.39	1	8260B		2/23/2018	CJR	1
1,3-Dichloropropane	< 0.3	ug/l	0.3	0.94	1	8260B		2/23/2018	CJR	1
trans-1,3-Dichloropropene	< 0.32	ug/l	0.32	1.01	1	8260B		2/23/2018	CJR	1
cis-1,3-Dichloropropene	< 0.26	ug/l	0.26	0.81	1	8260B		2/23/2018	CJR	1
Di-isopropyl ether	< 0.21	ug/l	0.21	0.66	1	8260B		2/23/2018	CJR	1
EDB (1,2-Dibromoethane)	< 0.34	ug/l	0.34	1.09	1	8260B		2/23/2018	CJR	1
Ethylbenzene	< 0.26	ug/l	0.26	0.83	1	8260B		2/23/2018	CJR	1
Hexachlorobutadiene	< 1.34	ug/l	1.34	4.28	1	8260B		2/23/2018	CJR	1
Isopropylbenzene	< 0.78	ug/l	0.78	2.47	1	8260B		2/23/2018	CJR	1
p-Isopropyltoluene	< 0.24	ug/l	0.24	0.76	1	8260B		2/23/2018	CJR	1
Methylene chloride	< 1.32	ug/l	1.32	4.21	1	8260B		2/23/2018	CJR	1
Methyl tert-butyl ether (MTBE)	< 0.28	ug/l	0.28	0.89	1	8260B		2/23/2018	CJR	1
Naphthalene	< 2.1	ug/l	2.1	6.65	1	8260B		2/23/2018	CJR	1
n-Propylbenzene	< 0.61	ug/l	0.61	1.95	1	8260B		2/23/2018	CJR	1
1,1,2,2-Tetrachloroethane	< 0.3	ug/l	0.3	0.97	1	8260B		2/23/2018	CJR	1
1,1,1,2-Tetrachloroethane	< 0.35	ug/l	0.35	1.13	1	8260B		2/23/2018	CJR	1
Tetrachloroethene	< 0.38	ug/l	0.38	1.21	1	8260B		2/23/2018	CJR	1
Toluene	< 0.19	ug/l	0.19	0.6	1	8260B		2/23/2018	CJR	1
1,2,4-Trichlorobenzene	< 1.15	ug/l	1.15	3.67	1	8260B		2/23/2018	CJR	1
1,2,3-Trichlorobenzene	< 1.71	ug/l	1.71	5.43	1	8260B		2/23/2018	CJR	1
1,1,1-Trichloroethane	< 0.33	ug/l	0.33	1.05	1	8260B		2/23/2018	CJR	1
1,1,2-Trichloroethane	< 0.42	ug/l	0.42	1.32	1	8260B		2/23/2018	CJR	1
Trichloroethene (TCE)	< 0.3	ug/l	0.3	0.94	1	8260B		2/23/2018	CJR	1
Trichlorofluoromethane	< 0.35	ug/l	0.35	1.1	1	8260B		2/23/2018	CJR	1
1,2,4-Trimethylbenzene	< 0.8	ug/l	0.8	2.55	1	8260B		2/23/2018	CJR	1

Project Name ACME GALVANIZING **Invoice #** E34258
Project # 12884

Lab Code 5034258Z
Sample ID TRIP BLANK
Sample Matrix Water
Sample Date 2/20/2018

	Result	Unit	LOD	LOQ	Dil	Method	Ext Date	Run Date	Analyst	Code
1,3,5-Trimethylbenzene	< 0.63	ug/l	0.63	2	1	8260B		2/23/2018	CJR	1
Vinyl Chloride	< 0.2	ug/l	0.2	0.65	1	8260B		2/23/2018	CJR	1
m&p-Xylene	< 0.43	ug/l	0.43	1.38	1	8260B		2/23/2018	CJR	1
o-Xylene	< 0.29	ug/l	0.29	0.93	1	8260B		2/23/2018	CJR	1
SUR - Toluene-d8	95	REC %			1	8260B		2/23/2018	CJR	1
SUR - 1,2-Dichloroethane-d4	108	REC %			1	8260B		2/23/2018	CJR	1
SUR - 4-Bromofluorobenzene	108	REC %			1	8260B		2/23/2018	CJR	1
SUR - Dibromofluoromethane	107	REC %			1	8260B		2/23/2018	CJR	1

"J" Flag: Analyte detected between LOD and LOQ LOD Limit of Detection LOQ Limit of Quantitation

Code	*Comment*
1	Laboratory QC within limits.

All solid sample results reported on a dry weight basis unless otherwise indicated. All LOD's and LOQ's are adjusted for dilutions but not dry weight. Subcontracted results are denoted by SUB in the analyst field.

Authorized Signature

Synergy Environmental Lab, INC.

1990 Prospect Ct., Appleton, WI 54914 *P 920-830-2455 * F 920-733-0631

JACOB KRAUSE
THE SIGMA GROUP, INC.
1300 W. CANAL STREET
MILWAUKEE, WI 53233

Report Date *29-Mar-18*

Project Name acme
Project # 12884

Invoice # E34414

Lab Code 5034414A
Sample ID PZ-4
Sample Matrix Water
Sample Date 3/26/2018

	Result	Unit	LOD	LOQ	Dil	Method	Ext Date	Run Date	Analyst	Code
Organic										
VOC's										
Benzene	< 0.22	ug/l	0.22	0.71	1	8260B		3/28/2018	CJR	1
Bromobenzene	< 0.44	ug/l	0.44	1.38	1	8260B		3/28/2018	CJR	1
Bromodichloromethane	< 0.33	ug/l	0.33	1.06	1	8260B		3/28/2018	CJR	1
Bromoform	< 0.45	ug/l	0.45	1.44	1	8260B		3/28/2018	CJR	1
tert-Butylbenzene	< 0.25	ug/l	0.25	0.8	1	8260B		3/28/2018	CJR	1
sec-Butylbenzene	< 0.79	ug/l	0.79	2.53	1	8260B		3/28/2018	CJR	1
n-Butylbenzene	< 0.71	ug/l	0.71	2.25	1	8260B		3/28/2018	CJR	1
Carbon Tetrachloride	< 0.31	ug/l	0.31	0.98	1	8260B		3/28/2018	CJR	1
Chlorobenzene	< 0.26	ug/l	0.26	0.83	1	8260B		3/28/2018	CJR	1
Chloroethane	< 0.61	ug/l	0.61	1.95	1	8260B		3/28/2018	CJR	1
Chloroform	< 0.26	ug/l	0.26	0.82	1	8260B		3/28/2018	CJR	1
Chloromethane	< 0.54	ug/l	0.54	1.72	1	8260B		3/28/2018	CJR	1
2-Chlorotoluene	< 0.31	ug/l	0.31	0.98	1	8260B		3/28/2018	CJR	1
4-Chlorotoluene	< 0.26	ug/l	0.26	0.83	1	8260B		3/28/2018	CJR	1
1,2-Dibromo-3-chloropropane	< 2.96	ug/l	2.96	9.43	1	8260B		3/28/2018	CJR	1
Dibromochloromethane	< 0.22	ug/l	0.22	0.69	1	8260B		3/28/2018	CJR	1
1,4-Dichlorobenzene	< 0.7	ug/l	0.7	2.22	1	8260B		3/28/2018	CJR	1
1,3-Dichlorobenzene	< 0.85	ug/l	0.85	2.7	1	8260B		3/28/2018	CJR	1
1,2-Dichlorobenzene	< 0.86	ug/l	0.86	2.74	1	8260B		3/28/2018	CJR	1
Dichlorodifluoromethane	< 0.32	ug/l	0.32	1.02	1	8260B		3/28/2018	CJR	1
1,2-Dichloroethane	< 0.25	ug/l	0.25	0.78	1	8260B		3/28/2018	CJR	1
1,1-Dichloroethane	< 0.36	ug/l	0.36	1.14	1	8260B		3/28/2018	CJR	1
1,1-Dichloroethene	< 0.42	ug/l	0.42	1.34	1	8260B		3/28/2018	CJR	1
cis-1,2-Dichloroethene	< 0.37	ug/l	0.37	1.16	1	8260B		3/28/2018	CJR	1
trans-1,2-Dichloroethene	< 0.34	ug/l	0.34	1.07	1	8260B		3/28/2018	CJR	1
1,2-Dichloropropane	< 0.44	ug/l	0.44	1.39	1	8260B		3/28/2018	CJR	1
1,3-Dichloropropane	< 0.3	ug/l	0.3	0.94	1	8260B		3/28/2018	CJR	1
trans-1,3-Dichloropropene	< 0.32	ug/l	0.32	1.01	1	8260B		3/28/2018	CJR	1
cis-1,3-Dichloropropene	< 0.26	ug/l	0.26	0.81	1	8260B		3/28/2018	CJR	1

Project Name acme
Project # 12884

Invoice # E34414

Lab Code 5034414A
Sample ID PZ-4
Sample Matrix Water
Sample Date 3/26/2018

	Result	Unit	LOD	LOQ	Dil	Method	Ext Date	Run Date	Analyst	Code
Di-isopropyl ether	< 0.21	ug/l	0.21	0.66	1	8260B		3/28/2018	CJR	1
EDB (1,2-Dibromoethane)	< 0.34	ug/l	0.34	1.09	1	8260B		3/28/2018	CJR	1
Ethylbenzene	< 0.26	ug/l	0.26	0.83	1	8260B		3/28/2018	CJR	1
Hexachlorobutadiene	< 1.34	ug/l	1.34	4.28	1	8260B		3/28/2018	CJR	1
Isopropylbenzene	< 0.78	ug/l	0.78	2.47	1	8260B		3/28/2018	CJR	1
p-Isopropyltoluene	< 0.24	ug/l	0.24	0.76	1	8260B		3/28/2018	CJR	1
Methylene chloride	< 1.32	ug/l	1.32	4.21	1	8260B		3/28/2018	CJR	1
Methyl tert-butyl ether (MTBE)	< 0.28	ug/l	0.28	0.89	1	8260B		3/28/2018	CJR	1
Naphthalene	< 2.1	ug/l	2.1	6.65	1	8260B		3/28/2018	CJR	1
n-Propylbenzene	< 0.61	ug/l	0.61	1.95	1	8260B		3/28/2018	CJR	1
1,1,2,2-Tetrachloroethane	< 0.3	ug/l	0.3	0.97	1	8260B		3/28/2018	CJR	1
1,1,1,2-Tetrachloroethane	< 0.35	ug/l	0.35	1.13	1	8260B		3/28/2018	CJR	1
Tetrachloroethene	< 0.38	ug/l	0.38	1.21	1	8260B		3/28/2018	CJR	1
Toluene	< 0.19	ug/l	0.19	0.6	1	8260B		3/28/2018	CJR	1
1,2,4-Trichlorobenzene	< 1.15	ug/l	1.15	3.67	1	8260B		3/28/2018	CJR	1
1,2,3-Trichlorobenzene	< 1.71	ug/l	1.71	5.43	1	8260B		3/28/2018	CJR	1
1,1,1-Trichloroethane	< 0.33	ug/l	0.33	1.05	1	8260B		3/28/2018	CJR	1
1,1,2-Trichloroethane	< 0.42	ug/l	0.42	1.32	1	8260B		3/28/2018	CJR	1
Trichloroethene (TCE)	3.6	ug/l	0.3	0.94	1	8260B		3/28/2018	CJR	1
Trichlorofluoromethane	< 0.35	ug/l	0.35	1.1	1	8260B		3/28/2018	CJR	1
1,2,4-Trimethylbenzene	< 0.8	ug/l	0.8	2.55	1	8260B		3/28/2018	CJR	1
1,3,5-Trimethylbenzene	< 0.63	ug/l	0.63	2	1	8260B		3/28/2018	CJR	1
Vinyl Chloride	< 0.2	ug/l	0.2	0.65	1	8260B		3/28/2018	CJR	1
m&p-Xylene	< 0.43	ug/l	0.43	1.38	1	8260B		3/28/2018	CJR	1
o-Xylene	< 0.29	ug/l	0.29	0.93	1	8260B		3/28/2018	CJR	1
SUR - Dibromofluoromethane	112	REC %			1	8260B		3/28/2018	CJR	1
SUR - 1,2-Dichloroethane-d4	99	REC %			1	8260B		3/28/2018	CJR	1
SUR - 4-Bromofluorobenzene	96	REC %			1	8260B		3/28/2018	CJR	1
SUR - Toluene-d8	91	REC %			1	8260B		3/28/2018	CJR	1

Project Name acme **Invoice #** E34414
Project # 12884

Lab Code 5034414B
Sample ID TB
Sample Matrix Water
Sample Date 3/26/2018

	Result	Unit	LOD	LOQ	Dil	Method	Ext Date	Run Date	Analyst	Code
Organic										
VOC's										
Benzene	< 0.22	ug/l	0.22	0.71	1	8260B		3/28/2018	CJR	1
Bromobenzene	< 0.44	ug/l	0.44	1.38	1	8260B		3/28/2018	CJR	1
Bromodichloromethane	< 0.33	ug/l	0.33	1.06	1	8260B		3/28/2018	CJR	1
Bromoform	< 0.45	ug/l	0.45	1.44	1	8260B		3/28/2018	CJR	1
tert-Butylbenzene	< 0.25	ug/l	0.25	0.8	1	8260B		3/28/2018	CJR	1
sec-Butylbenzene	< 0.79	ug/l	0.79	2.53	1	8260B		3/28/2018	CJR	1
n-Butylbenzene	< 0.71	ug/l	0.71	2.25	1	8260B		3/28/2018	CJR	1
Carbon Tetrachloride	< 0.31	ug/l	0.31	0.98	1	8260B		3/28/2018	CJR	1
Chlorobenzene	< 0.26	ug/l	0.26	0.83	1	8260B		3/28/2018	CJR	1
Chloroethane	< 0.61	ug/l	0.61	1.95	1	8260B		3/28/2018	CJR	1
Chloroform	< 0.26	ug/l	0.26	0.82	1	8260B		3/28/2018	CJR	1
Chloromethane	< 0.54	ug/l	0.54	1.72	1	8260B		3/28/2018	CJR	1
2-Chlorotoluene	< 0.31	ug/l	0.31	0.98	1	8260B		3/28/2018	CJR	1
4-Chlorotoluene	< 0.26	ug/l	0.26	0.83	1	8260B		3/28/2018	CJR	1
1,2-Dibromo-3-chloropropane	< 2.96	ug/l	2.96	9.43	1	8260B		3/28/2018	CJR	1
Dibromochloromethane	< 0.22	ug/l	0.22	0.69	1	8260B		3/28/2018	CJR	1
1,4-Dichlorobenzene	< 0.7	ug/l	0.7	2.22	1	8260B		3/28/2018	CJR	1
1,3-Dichlorobenzene	< 0.85	ug/l	0.85	2.7	1	8260B		3/28/2018	CJR	1
1,2-Dichlorobenzene	< 0.86	ug/l	0.86	2.74	1	8260B		3/28/2018	CJR	1
Dichlorodifluoromethane	< 0.32	ug/l	0.32	1.02	1	8260B		3/28/2018	CJR	1
1,2-Dichloroethane	< 0.25	ug/l	0.25	0.78	1	8260B		3/28/2018	CJR	1
1,1-Dichloroethane	< 0.36	ug/l	0.36	1.14	1	8260B		3/28/2018	CJR	1
1,1-Dichloroethene	< 0.42	ug/l	0.42	1.34	1	8260B		3/28/2018	CJR	1
cis-1,2-Dichloroethene	< 0.37	ug/l	0.37	1.16	1	8260B		3/28/2018	CJR	1
trans-1,2-Dichloroethene	< 0.34	ug/l	0.34	1.07	1	8260B		3/28/2018	CJR	1
1,2-Dichloropropane	< 0.44	ug/l	0.44	1.39	1	8260B		3/28/2018	CJR	1
1,3-Dichloropropane	< 0.3	ug/l	0.3	0.94	1	8260B		3/28/2018	CJR	1
trans-1,3-Dichloropropene	< 0.32	ug/l	0.32	1.01	1	8260B		3/28/2018	CJR	1
cis-1,3-Dichloropropene	< 0.26	ug/l	0.26	0.81	1	8260B		3/28/2018	CJR	1
Di-isopropyl ether	< 0.21	ug/l	0.21	0.66	1	8260B		3/28/2018	CJR	1
EDB (1,2-Dibromoethane)	< 0.34	ug/l	0.34	1.09	1	8260B		3/28/2018	CJR	1
Ethylbenzene	< 0.26	ug/l	0.26	0.83	1	8260B		3/28/2018	CJR	1
Hexachlorobutadiene	< 1.34	ug/l	1.34	4.28	1	8260B		3/28/2018	CJR	1
Isopropylbenzene	< 0.78	ug/l	0.78	2.47	1	8260B		3/28/2018	CJR	1
p-Isopropyltoluene	< 0.24	ug/l	0.24	0.76	1	8260B		3/28/2018	CJR	1
Methylene chloride	< 1.32	ug/l	1.32	4.21	1	8260B		3/28/2018	CJR	1
Methyl tert-butyl ether (MTBE)	< 0.28	ug/l	0.28	0.89	1	8260B		3/28/2018	CJR	1
Naphthalene	< 2.1	ug/l	2.1	6.65	1	8260B		3/28/2018	CJR	1
n-Propylbenzene	< 0.61	ug/l	0.61	1.95	1	8260B		3/28/2018	CJR	1
1,1,2,2-Tetrachloroethane	< 0.3	ug/l	0.3	0.97	1	8260B		3/28/2018	CJR	1
1,1,1,2-Tetrachloroethane	< 0.35	ug/l	0.35	1.13	1	8260B		3/28/2018	CJR	1
Tetrachloroethene	< 0.38	ug/l	0.38	1.21	1	8260B		3/28/2018	CJR	1
Toluene	< 0.19	ug/l	0.19	0.6	1	8260B		3/28/2018	CJR	1
1,2,4-Trichlorobenzene	< 1.15	ug/l	1.15	3.67	1	8260B		3/28/2018	CJR	1
1,2,3-Trichlorobenzene	< 1.71	ug/l	1.71	5.43	1	8260B		3/28/2018	CJR	1
1,1,1-Trichloroethane	< 0.33	ug/l	0.33	1.05	1	8260B		3/28/2018	CJR	1
1,1,2-Trichloroethane	< 0.42	ug/l	0.42	1.32	1	8260B		3/28/2018	CJR	1
Trichloroethene (TCE)	< 0.3	ug/l	0.3	0.94	1	8260B		3/28/2018	CJR	1
Trichlorofluoromethane	< 0.35	ug/l	0.35	1.1	1	8260B		3/28/2018	CJR	1
1,2,4-Trimethylbenzene	< 0.8	ug/l	0.8	2.55	1	8260B		3/28/2018	CJR	1

Project Name acme **Invoice #** E34414
Project # 12884

Lab Code 5034414B
Sample ID TB
Sample Matrix Water
Sample Date 3/26/2018

	Result	Unit	LOD	LOQ	Dil	Method	Ext Date	Run Date	Analyst	Code
1,3,5-Trimethylbenzene	< 0.63	ug/l	0.63	2	1	8260B		3/28/2018	CJR	1
Vinyl Chloride	< 0.2	ug/l	0.2	0.65	1	8260B		3/28/2018	CJR	1
m&p-Xylene	< 0.43	ug/l	0.43	1.38	1	8260B		3/28/2018	CJR	1
o-Xylene	< 0.29	ug/l	0.29	0.93	1	8260B		3/28/2018	CJR	1
SUR - Toluene-d8	90	REC %			1	8260B		3/28/2018	CJR	1
SUR - 1,2-Dichloroethane-d4	103	REC %			1	8260B		3/28/2018	CJR	1
SUR - 4-Bromofluorobenzene	97	REC %			1	8260B		3/28/2018	CJR	1
SUR - Dibromofluoromethane	112	REC %			1	8260B		3/28/2018	CJR	1

"J" Flag: Analyte detected between LOD and LOQ LOD Limit of Detection LOQ Limit of Quantitation

Code	*Comment*
1	Laboratory QC within limits.

All solid sample results reported on a dry weight basis unless otherwise indicated. All LOD's and LOQ's are adjusted for dilutions but not dry weight. Subcontracted results are denoted by SUB in the analyst field.

Authorized Signature

Pace Analytical Services, LLC
1241 Bellevue Street - Suite 9
Green Bay, WI 54302
(920)469-2436

April 10, 2018

Jacob Krause
The Sigma Group
1300 W. Canal Street
Milwaukee, WI 53233

RE: Project: #12884 ACME
Pace Project No.: 40166566

Dear Jacob Krause:
Enclosed are the analytical results for sample(s) received by the laboratory on March 28, 2018. The results relate only to the samples included in this report. Results reported herein conform to the most current, applicable TNI/NELAC standards and the laboratory's Quality Assurance Manual, where applicable, unless otherwise noted in the body of the report.

Some analyses have been subcontracted outside of the Pace Network. The subcontracted laboratory report has been attached.

If you have any questions concerning this report, please feel free to contact me.

Sincerely,

Laurie Woelfel

Laurie Woelfel
laurie.woelfel@pacelabs.com
(920)469-2436
Project Manager

Enclosures

This report shall not be reproduced, except in full,
without the written consent of Pace Analytical Services, LLC.

Pace Analytical Services, LLC
1241 Bellevue Street - Suite 9
Green Bay, WI 54302
(920)469-2436

SAMPLE SUMMARY

Project: #12884 ACME
Pace Project No.: 40166566

Lab ID	Sample ID	Matrix	Date Collected	Date Received
40166566001	**MW-1A**	Water	03/26/18 00:00	03/28/18 09:35
40166566002	**MW-7**	Water	03/26/18 00:00	03/28/18 09:35
40166566003	**MW-12**	Water	03/26/18 00:00	03/28/18 09:35
40166566004	**MW-15**	Water	03/26/18 00:00	03/28/18 09:35
40166566005	**TW-2**	Water	03/26/18 00:00	03/28/18 09:35
40166566006	**PZ-4**	Water	03/26/18 00:00	03/28/18 09:35
40166566007	**DUPLICATE**	Water	03/26/18 00:00	03/28/18 09:35

This report shall not be reproduced, except in full,
without the written consent of Pace Analytical Services, LLC.

Pace Analytical®
www.pacelabs.com

UPPER MIDWEST REGION
MN: 612-607-1700 **WI:** 920-469-2436

CHAIN OF CUSTODY

(Please Print Clearly)	
Company Name:	The Sigma Group
Branch/Location:	Milwaukee, WI
Project Contact:	Jacob Krause
Phone:	414-940-3403
Project Number:	#12884
Project Name:	ACME
Project State:	WI
Sampled By (Print):	Jacob Krause
Sampled By (Sign):	[signature]
PO #:	
Regulatory Program:	

*Preservation Codes
A=None B=HCL C=H2SO4 D=HNO3 E=DI Water F=Methanol G=NaOH
H=Sodium Bisulfate Solution I=Sodium Thiosulfate J=Other

Quote #:	40166566
Mail To Contact:	
Mail To Company:	
Mail To Address:	
Invoice To Contact:	
Invoice To Company:	
Invoice To Address:	
Invoice To Phone:	

Data Package Options (billable)
- ☐ EPA Level III
- ☐ EPA Level IV

MS/MSD
- ☒ On your sample * (billable) below
- ☐ NOT needed on your sample

Matrix Codes
A = Air, B = Biota, C = Charcoal, O = Oil, S = Soil, SI = Sludge, W = Water, DW = Drinking Water, GW = Ground Water, SW = Surface Water, WW = Waste Water, WP = Wipe

PACE LAB #	CLIENT FIELD ID	COLLECTION DATE	COLLECTION TIME	MATRIX	Analyses Requested: Methane/Ethane/Ethene	CLIENT COMMENTS	LAB COMMENTS (Lab Use Only)	Profile #
FILTERED? (YES/NO)					N			
PRESERVATION (CODE)*					I			
001	MW-1A	3/26/18		GW	X	3 vials		
002	MW-7	↓		GW	X	3 vials		
003	MW-12			GW	X	3 vials		
004	MW-15			GW	X	3 vials		
005	TW-2			GW	X	3 vials		
006	PZ-4			GW	X	2 vials		
002	MSD*			GW	X	2 vials		
002	MS*			GW	X	2 vials		
007	Duplicate*			GW	X			

parent MS/MSD - PC 3/29/18

Rush Turnaround Time Requested - Prelims
(Rush TAT subject to approval/surcharge)
Date Needed:

Transmit Prelim Rush Results by (complete what you want):

Email #1:	jkrause@thesigmagroup.com
Email #2:	
Telephone:	
Fax:	

Samples on HOLD are subject to special pricing and release of liability

Relinquished By:	Date/Time:	Received By:	Date/Time:
[signature]	3/27/18 12pm		
CS Logistics	3/28/18 0935	[signature]	3/28/18 0935

PACE Project No. 40166566

Receipt Temp = 2.01 °C

Sample Receipt pH OK / Adjusted

Cooler Custody Seal Present / Not Present

Intact / Not Intact

Version 6.0 06/14/06

ORIGINAL

Pace Analytical Services, LLC
1241 Bellevue Street, Suite 9
Green Bay, WI 54302

Sample Preservation Receipt Form

Client Name: The Sigma Group Project # 40166566

All containers needing preservation have been checked and noted below: □Yes □No ☑N/A Lab Std #ID of preservation (if pH adjusted):

Initial when completed: Date/ Time:

Pace Lab #	Glass							Plastic							Vials						Jars			General			VOA Vials (>6mm) *	H2SO4 pH ≤2	NaOH+Zn Act pH ≥9	NaOH pH ≥12	HNO3 pH ≤2	pH after adjusted	Volume (mL)
	AG1U	AG1H	AG4S	AG4U	AG5U	AG2S	BG3U	BP1U	BP2N	BP2Z	BP3U	BP3C	BP3N	BP3S	DG9A	DG9T	VG9U	VG9H	VG9M	VG9D	JGFU	WGFU	WPFU	SP5T	ZPLC	GN							
001																		~~3~~								3							2.5 / 5 / 10
002																		~~2~~							7	~~2~~	LW 3/29/18						2.5 / 5 / 10
003																		~~2~~								3	1						2.5 / 5 / 10
004																		~~2~~								3							2.5 / 5 / 10
005																		~~2~~								3							2.5 / 5 / 10
006																	KM 3/28/18	~~1~~							2	~~1~~	LW 3/29/18						2.5 / 5 / 10
007																		~~3~~								3							2.5 / 5 / 10
008																																	2.5 / 5 / 10
009																																	2.5 / 5 / 10
010																																	2.5 / 5 / 10
011																																	2.5 / 5 / 10
012																																	2.5 / 5 / 10
013																																	2.5 / 5 / 10
014																																	2.5 / 5 / 10
015																																	2.5 / 5 / 10
016																																	2.5 / 5 / 10
017																																	2.5 / 5 / 10
018																																	2.5 / 5 / 10
019																																	2.5 / 5 / 10
020																																	2.5 / 5 / 10

Exceptions to preservation check: VOA, Coliform, TOC, TOX, TOH, O&G, WI DRO, Phenolics, Other: _____ Headspace in VOA Vials (>6mm) : ☑Yes □No □N/A ***If yes look in headspace column**

AG1U	1 liter amber glass	BP1U	1 liter plastic unpres	DG9A	40 mL amber ascorbic	JGFU	4 oz amber jar unpres
AG1H	1 liter amber glass HCL	BP2N	500 mL plastic HNO3	DG9T	40 mL amber Na Thio	WGFU	4 oz clear jar unpres
AG4S	125 mL amber glass H2SO4	BP2Z	500 mL plastic NaOH, Znact	VG9U	40 mL clear vial unpres	WPFU	4 oz plastic jar unpres
AG4U	120 mL amber glass unpres	BP3U	250 mL plastic unpres	VG9H	40 mL clear vial HCL		
AG5U	100 mL amber glass unpres	BP3C	250 mL plastic NaOH	VG9M	40 mL clear vial MeOH	SP5T	120 mL plastic Na Thiosulfate
AG2S	500 mL amber glass H2SO4	BP3N	250 mL plastic HNO3	VG9D	40 mL clear vial DI	ZPLC	ziploc bag
BG3U	250 mL clear glass unpres	BP3S	250 mL plastic H2SO4			GN:	trisodium phos vial clear glass

Pace Analytical 1241 Bellevue Street, Green Bay, WI 54302	Document Name: **Sample Condition Upon Receipt (SCUR)**	Document Revised: 31Jan2018
	Document No.: **F-GB-C-031-rev.06**	Issuing Authority: Pace Green Bay Quality Office

Sample Condition Upon Receipt Form (SCUR)

Project #: WO#: 40166566

40166566

Client Name: The Sigma Group

Courier: ☑ CS Logistics ☐ Fed Ex ☐ Speedee ☐ UPS ☐ Waltco
☐ Client ☐ Pace Other: _____

Tracking #: _____

Custody Seal on Cooler/Box Present: ☐ yes ☑ no Seals intact: ☐ yes ☐ no

Custody Seal on Samples Present: ☐ yes ☑ no Seals intact: ☐ yes ☐ no

Packing Material: ☑ Bubble Wrap ☑ Bubble Bags ☐ None ☐ Other _____

Thermometer Used SR - NA **Type of Ice:** (Wet) Blue Dry None ☑ Samples on ice, cooling process has begun

Cooler Temperature Uncorr: /Corr: R01

Temp Blank Present: ☐ yes ☑ no **Biological Tissue is Frozen:** ☐ yes ☐ no

Temp should be above freezing to 6°C.
Biota Samples may be received at ≤ 0°C.

Person examining contents:
Date: 3/28/18
Initials: KJ

Chain of Custody Present:	☑Yes ☐No ☐N/A	1.
Chain of Custody Filled Out:	☐Yes ☑No ☐N/A	2. no times KJ 3/28/18
Chain of Custody Relinquished:	☑Yes ☐No ☐N/A	3.
Sampler Name & Signature on COC:	☑Yes ☐No ☐N/A	4.
Samples Arrived within Hold Time:	☑Yes ☐No ☐N/A	5.
- VOA Samples frozen upon receipt	☐Yes ☐No	Date/Time:
Short Hold Time Analysis (<72hr):	☐Yes ☑No ☐N/A	6.
Rush Turn Around Time Requested:	☐Yes ☑No ☐N/A	7.
Sufficient Volume: ☑Yes ☐No ☐N/A MS/MSD	☐Yes ☐No ☑N/A	8.
Correct Containers Used:	☑Yes ☐No ☐N/A	9.
-Pace Containers Used:	☑Yes ☐No ☐N/A	
-Pace IR Containers Used:	☐Yes ☐No ☑N/A	
Containers Intact:	☑Yes ☐No ☐N/A	10.
Filtered volume received for Dissolved tests	☐Yes ☐No ☑N/A	11.
Sample Labels match COC:	☑Yes ☐No ☐N/A	12.
-Includes date/time/ID/Analysis Matrix: W		
Trip Blank Present:	☐Yes ☑No ☐N/A	13.
Trip Blank Custody Seals Present	☐Yes ☐No ☑N/A	
Pace Trip Blank Lot # (if purchased): _____		

Client Notification/ Resolution: If checked, see attached form for additional comments ☐

Person Contacted: _____ Date/Time: _____

Comments/ Resolution: _____

Project Manager Review: CW **Date:** 3/28/18

Pace Analytical Energy Services LLC
220 William Pitt Way
Pittsburgh, PA 15238
Phone: (412) 826-5245
Fax: (412) 826-3433

April 6, 2018

Laurie Woelfel
Pace Analytical Services, Inc.
1241 Bellevue Street
Suite 9
Green Bay, WI 54302

RE: **#12884 ACME / 40166566**

Pace Workorder: 26228

Dear Laurie Woelfel:

Enclosed are the analytical results for sample(s) received by the laboratory on Friday, March 30, 2018. Results reported herein conform to the most current NELAC standards, where applicable, unless otherwise narrated in the body of the report.

If you have any questions concerning this report, please feel free to contact me.

Sincerely,

Ruth Welsh 04/06/2018
Ruth.Welsh@pacelabs.com

Customer Service Representative

Enclosures

As a valued client we would appreciate your comments on our service.
Please email PAESfeedback@pacelabs.com.

Total Number of Pages 18

CERTIFICATE OF ANALYSIS

This report shall not be reproduced, except in full,
without the written consent of Pace Analytical Energy Services LLC.

Pace Analytical Energy Services LLC
220 William Pitt Way
Pittsburgh, PA 15238
Phone: (412) 826-5245
Fax: (412) 826-3433

LABORATORY ACCREDITATIONS & CERTIFICATIONS

Accreditor:	Pennsylvania Department of Environmental Protection, Bureau of Laboratories
Accreditation ID:	02-00538
Scope:	NELAP Non-Potable Water
Accreditor:	West Virginia Department of Environmental Protection, Division of Water and Waste Management
Accreditation ID:	395
Scope:	Non-Potable Water
Accreditor:	South Carolina Department of Health and Environmental Control, Office of Environmental Laboratory Certification
Accreditation ID:	89009003
Scope:	Clean Water Act (CWA); Resource Conservation and Recovery Act (RCRA)
Accreditor:	State of Virginia
Accreditation ID:	460201
Scope:	Non-Potable Water
Accreditor:	NELAP: New Jersey, Department of Environmental Protection
Accreditation ID:	PA026
Scope:	Non-Potable Water
Accreditor:	NELAP: New York, Department of Health Wadsworth Center
Accreditation ID:	11815
Scope:	Non-Potable Water
Accreditor:	State of Connecticut, Department of Public Health, Division of Environmental Health
Accreditation ID:	PH-0263
Scope:	Clean Water Act (CWA) Resource Conservation and Recovery Act (RCRA)
Accreditor:	NELAP: Texas, Commission on Environmental Quality
Accreditation ID:	T104704453-09-TX
Scope:	Non-Potable Water
Accreditor:	State of New Hampshire
Accreditation ID:	299409
Scope:	Non-potable water
Accreditor:	State of Georgia
Accreditation ID:	Chapter 391-3-26
Scope:	As per the Georgia EPD Rules and Regulations for Commercial Laboratories, PAES is accredited by the Pennsylvania Department of Environmental Protection Bureau of Laboratories under the National Environmental Laboratory Approval Program (NELAC).

This report shall not be reproduced, except in full,
without the written consent of Pace Analytical Energy Services LLC.

Pace Analytical Energy Services LLC
220 William Pitt Way
Pittsburgh, PA 15238
Phone: (412) 826-5245
Fax: (412) 826-3433

SAMPLE SUMMARY

Workorder: 26228 #12884 ACME / 40166566

Lab ID	Sample ID	Matrix	Date Collected	Date Received
262280001	MW-1A	Water	3/26/2018 00:00	3/30/2018 11:30
262280002	MW-7	Water	3/26/2018 00:00	3/30/2018 11:30
262280003	MW-7 MS	Water	3/26/2018 00:00	3/30/2018 11:30
262280004	MW-7 MSD	Water	3/26/2018 00:00	3/30/2018 11:30
262280005	MW-12	Water	3/26/2018 00:00	3/30/2018 11:30
262280006	MW-15	Water	3/26/2018 00:00	3/30/2018 11:30
262280007	TW-2	Water	3/26/2018 00:00	3/30/2018 11:30
262280008	PZ-4	Water	3/26/2018 00:00	3/30/2018 11:30
262280009	DUPLICATE	Water	3/26/2018 00:00	3/30/2018 11:30

CERTIFICATE OF ANALYSIS

This report shall not be reproduced, except in full,
without the written consent of Pace Analytical Energy Services LLC.

Pace Analytical Energy Services LLC
220 William Pitt Way
Pittsburgh, PA 15238
Phone: (412) 826-5245
Fax: (412) 826-3433

ANALYTICAL RESULTS

Workorder: 26228 #12884 ACME / 40166566

Lab ID: **262280001** Date Received: 3/30/2018 11:30 Matrix: Water

Sample ID: **MW-1A** Date Collected: 3/26/2018 00:00

Parameters	Results	Units	PQL	MDL	DF	Analyzed	By	Qualifiers
RISK - PAES								
Analysis Desc: AM20GAX			Analytical Method: AM20GAX					
Methane	**0.32J**	ug/l	0.50	0.016	1	4/4/2018 10:30	TD	n
Ethane	**0.015J**	ug/l	0.10	0.0030	1	4/4/2018 10:30	TD	n
Ethene	**0.032J**	ug/l	0.10	0.0040	1	4/4/2018 10:30	TD	n

CERTIFICATE OF ANALYSIS
This report shall not be reproduced, except in full,
without the written consent of Pace Analytical Energy Services LLC.

Pace Analytical Energy Services LLC
220 William Pitt Way
Pittsburgh, PA 15238
Phone: (412) 826-5245
Fax: (412) 826-3433

ANALYTICAL RESULTS

Workorder: 26228 #12884 ACME / 40166566

Lab ID: **262280002** Date Received: 3/30/2018 11:30 Matrix: Water

Sample ID: **MW-7** Date Collected: 3/26/2018 00:00

Parameters	Results	Units	PQL	MDL	DF	Analyzed	By	Qualifiers
RISK - PAES								
Analysis Desc: AM20GAX			Analytical Method: AM20GAX					
Methane	**52**	ug/l	0.50	0.016	1	4/4/2018 10:42	TD	n
Ethane	**0.091J**	ug/l	0.10	0.0030	1	4/4/2018 10:42	TD	n
Ethene	**0.73**	ug/l	0.10	0.0040	1	4/4/2018 10:42	TD	n

CERTIFICATE OF ANALYSIS
This report shall not be reproduced, except in full,
without the written consent of Pace Analytical Energy Services LLC.

Pace Analytical Energy Services LLC
220 William Pitt Way
Pittsburgh, PA 15238
Phone: (412) 826-5245
Fax: (412) 826-3433

ANALYTICAL RESULTS

Workorder: 26228 #12884 ACME / 40166566

Lab ID: **262280003** Date Received: 3/30/2018 11:30 Matrix: Water

Sample ID: **MW-7 MS** Date Collected: 3/26/2018 00:00

Parameters	Results	Units	PQL	MDL	DF	Analyzed	By	Qualifiers
RISK - PAES								
Analysis Desc: AM20GAX			Analytical Method: AM20GAX					
Methane	**130**	ug/l	0.50	0.016	1	4/4/2018 11:56	TD	n
Ethane	**120**	ug/l	0.10	0.0030	1	4/4/2018 11:56	TD	n
Ethene	**120**	ug/l	0.10	0.0040	1	4/4/2018 11:56	TD	n

CERTIFICATE OF ANALYSIS
This report shall not be reproduced, except in full,
without the written consent of Pace Analytical Energy Services LLC.

Pace Analytical Energy Services LLC
220 William Pitt Way
Pittsburgh, PA 15238
Phone: (412) 826-5245
Fax: (412) 826-3433

ANALYTICAL RESULTS

Workorder: 26228 #12884 ACME / 40166566

Lab ID: **262280004** Date Received: 3/30/2018 11:30 Matrix: Water

Sample ID: **MW-7 MSD** Date Collected: 3/26/2018 00:00

Parameters	Results	Units	PQL	MDL	DF	Analyzed	By	Qualifiers
RISK - PAES								
Analysis Desc: AM20GAX			Analytical Method: AM20GAX					
Methane	**120**	ug/l	0.50	0.016	1	4/4/2018 12:08	TD	n
Ethane	**120**	ug/l	0.10	0.0030	1	4/4/2018 12:08	TD	n
Ethene	**120**	ug/l	0.10	0.0040	1	4/4/2018 12:08	TD	n

CERTIFICATE OF ANALYSIS
This report shall not be reproduced, except in full,
without the written consent of Pace Analytical Energy Services LLC.

Pace Analytical Energy Services LLC
220 William Pitt Way
Pittsburgh, PA 15238
Phone: (412) 826-5245
Fax: (412) 826-3433

ANALYTICAL RESULTS

Workorder: 26228 #12884 ACME / 40166566

Lab ID: **262280005** Date Received: 3/30/2018 11:30 Matrix: Water

Sample ID: **MW-12** Date Collected: 3/26/2018 00:00

Parameters	Results	Units	PQL	MDL	DF	Analyzed	By	Qualifiers
RISK - PAES								
Analysis Desc: AM20GAX			Analytical Method: AM20GAX					
Methane	**9.3**	ug/l	0.50	0.016	1	4/4/2018 10:54	TD	n
Ethane	**0.21**	ug/l	0.10	0.0030	1	4/4/2018 10:54	TD	n
Ethene	**0.26**	ug/l	0.10	0.0040	1	4/4/2018 10:54	TD	n

CERTIFICATE OF ANALYSIS
This report shall not be reproduced, except in full,
without the written consent of Pace Analytical Energy Services LLC.

Pace Analytical Energy Services LLC
220 William Pitt Way
Pittsburgh, PA 15238
Phone: (412) 826-5245
Fax: (412) 826-3433

ANALYTICAL RESULTS

Workorder: 26228 #12884 ACME / 40166566

Lab ID: **262280006** Date Received: 3/30/2018 11:30 Matrix: Water

Sample ID: **MW-15** Date Collected: 3/26/2018 00:00

Parameters	Results	Units	PQL	MDL	DF	Analyzed	By	Qualifiers
RISK - PAES								
Analysis Desc: AM20GAX			Analytical Method: AM20GAX					
Methane	**0.53**	ug/l	0.50	0.016	1	4/4/2018 11:07	TD	n
Ethane	**0.045J**	ug/l	0.10	0.0030	1	4/4/2018 11:07	TD	n
Ethene	**0.0098J**	ug/l	0.10	0.0040	1	4/4/2018 11:07	TD	n

CERTIFICATE OF ANALYSIS

This report shall not be reproduced, except in full,
without the written consent of Pace Analytical Energy Services LLC.

Pace Analytical Energy Services LLC
220 William Pitt Way
Pittsburgh, PA 15238
Phone: (412) 826-5245
Fax: (412) 826-3433

ANALYTICAL RESULTS

Workorder: 26228 #12884 ACME / 40166566

Lab ID: **262280007** Date Received: 3/30/2018 11:30 Matrix: Water

Sample ID: **TW-2** Date Collected: 3/26/2018 00:00

Parameters	Results	Units	PQL	MDL	DF	Analyzed	By	Qualifiers
RISK - PAES								
Analysis Desc: AM20GAX			Analytical Method: AM20GAX					
Methane	**1.6**	ug/l	0.50	0.016	1	4/4/2018 11:19	TD	n
Ethane	**0.22**	ug/l	0.10	0.0030	1	4/4/2018 11:19	TD	n
Ethene	**0.012J**	ug/l	0.10	0.0040	1	4/4/2018 11:19	TD	n

CERTIFICATE OF ANALYSIS
This report shall not be reproduced, except in full,
without the written consent of Pace Analytical Energy Services LLC.

Pace Analytical Energy Services LLC
220 William Pitt Way
Pittsburgh, PA 15238
Phone: (412) 826-5245
Fax: (412) 826-3433

ANALYTICAL RESULTS

Workorder: 26228 #12884 ACME / 40166566

Lab ID: **262280008** Date Received: 3/30/2018 11:30 Matrix: Water

Sample ID: **PZ-4** Date Collected: 3/26/2018 00:00

Parameters	Results	Units	PQL	MDL	DF	Analyzed	By	Qualifiers
RISK - PAES								
Analysis Desc: AM20GAX			Analytical Method: AM20GAX					
Methane	**3.1**	ug/l	0.50	0.016	1	4/4/2018 11:31	TD	n
Ethane	**0.073J**	ug/l	0.10	0.0030	1	4/4/2018 11:31	TD	n
Ethene	**0.067J**	ug/l	0.10	0.0040	1	4/4/2018 11:31	TD	n

CERTIFICATE OF ANALYSIS

This report shall not be reproduced, except in full,
without the written consent of Pace Analytical Energy Services LLC.

Pace Analytical Energy Services LLC
220 William Pitt Way
Pittsburgh, PA 15238
Phone: (412) 826-5245
Fax: (412) 826-3433

ANALYTICAL RESULTS

Workorder: 26228 #12884 ACME / 40166566

Lab ID: **262280009** Date Received: 3/30/2018 11:30 Matrix: Water

Sample ID: **DUPLICATE** Date Collected: 3/26/2018 00:00

Parameters	Results	Units	PQL	MDL	DF	Analyzed	By	Qualifiers
RISK - PAES								
Analysis Desc: AM20GAX			Analytical Method: AM20GAX					
Methane	**48**	ug/l	0.50	0.016	1	4/4/2018 11:44	TD	n
Ethane	**0.087J**	ug/l	0.10	0.0030	1	4/4/2018 11:44	TD	n
Ethene	**0.68**	ug/l	0.10	0.0040	1	4/4/2018 11:44	TD	n

CERTIFICATE OF ANALYSIS
This report shall not be reproduced, except in full,
without the written consent of Pace Analytical Energy Services LLC.

Pace Analytical Energy Services LLC
220 William Pitt Way
Pittsburgh, PA 15238
Phone: (412) 826-5245
Fax: (412) 826-3433

ANALYTICAL RESULTS QUALIFIERS

Workorder: 26228 #12884 ACME / 40166566

DEFINITIONS/QUALIFIERS

MDL	Method Detection Limit. Can be used synonymously with LOD; Limit Of Detection.
PQL	Practical Quanitation Limit. Can be used synonymously with LOQ; Limit Of Quantitation.
ND	Not detected at or above reporting limit.
DF	Dilution Factor.
S	Surrogate.
RPD	Relative Percent Difference.
% Rec	Percent Recovery.
U	Indicates the compound was analyzed for, but not detected at or above the noted concentration.
J	Estimated concentration greater than the set method detection limit (MDL) and less than the set reporting limit (PQL).
n	The laboratory does not hold NELAP/TNI accreditation for this method or analyte.

CERTIFICATE OF ANALYSIS
This report shall not be reproduced, except in full,
without the written consent of Pace Analytical Energy Services LLC.

Pace Analytical Energy Services LLC
220 William Pitt Way
Pittsburgh, PA 15238
Phone: (412) 826-5245
Fax: (412) 826-3433

QUALITY CONTROL DATA

Workorder: 26228 #12884 ACME / 40166566

QC Batch: DISG/6751 Analysis Method: AM20GAX

QC Batch Method: AM20GAX

Associated Lab Samples: 262280001, 262280002, 262280003, 262280004, 262280005, 262280006, 262280007, 262280008, 262280009

METHOD BLANK: 54567

Parameter	Units	Blank Result	Reporting Limit	Qualifiers
RISK				
Methane	ug/l	0.50 U	0.50	n
Ethane	ug/l	0.10 U	0.10	n
Ethene	ug/l	0.10 U	0.10	n

LABORATORY CONTROL SAMPLE & LCSD: 54569 54571

Parameter	Units	Spike Conc.	LCS Result	LCSD Result	LCS % Rec	LCSD % Rec	% Rec Limit	RPD	Max RPD	Qualifiers
RISK										
Methane	ug/l	770	880	850	114	111	80-120	2.9	20	n
Ethane	ug/l	76	83	83	110	110	80-120	0.47	20	n
Ethene	ug/l	71	80	78	113	111	80-120	1.4	20	n

MATRIX SPIKE & MATRIX SPIKE DUPLICATE: 54587 54588 Original: 262280002

Parameter	Units	Original Result	Spike Conc.	MS Result	MSD Result	MS % Rec	MSD % Rec	% Rec Limit	RPD	Max RPD	Qualifiers
RISK											
Methane	ug/l	52	61	130	120	123	117	70-130	2.9	20	n
Ethane	ug/l	0.091	110	120	120	110	110	70-130	0.36	20	n
Ethene	ug/l	0.73	110	120	120	112	113	70-130	1.3	20	n

CERTIFICATE OF ANALYSIS
This report shall not be reproduced, except in full,
without the written consent of Pace Analytical Energy Services LLC.

Pace Analytical Energy Services LLC
220 William Pitt Way
Pittsburgh, PA 15238
Phone: (412) 826-5245
Fax: (412) 826-3433

QUALITY CONTROL DATA QUALIFIERS

Workorder: 26228 #12884 ACME / 40166566

QUALITY CONTROL PARAMETER QUALIFIERS

n	The laboratory does not hold NELAP/TNI accreditation for this method or analyte.

CERTIFICATE OF ANALYSIS

This report shall not be reproduced, except in full,
without the written consent of Pace Analytical Energy Services LLC.

Pace Analytical Energy Services LLC
220 William Pitt Way
Pittsburgh, PA 15238
Phone: (412) 826-5245
Fax: (412) 826-3433

QUALITY CONTROL DATA CROSS REFERENCE TABLE

Workorder: 26228 #12884 ACME / 40166566

Lab ID	Sample ID	Prep Method	Prep Batch	Analysis Method	Analysis Batch
262280001	MW-1A			AM20GAX	DISG/6751
262280002	MW-7			AM20GAX	DISG/6751
262280003	MW-7 MS			AM20GAX	DISG/6751
262280004	MW-7 MSD			AM20GAX	DISG/6751
262280005	MW-12			AM20GAX	DISG/6751
262280006	MW-15			AM20GAX	DISG/6751
262280007	TW-2			AM20GAX	DISG/6751
262280008	PZ-4			AM20GAX	DISG/6751
262280009	DUPLICATE			AM20GAX	DISG/6751

CERTIFICATE OF ANALYSIS

This report shall not be reproduced, except in full,
without the written consent of Pace Analytical Energy Services LLC.

Chain of Custody

26228

Pace Analytical®
www.pacelabs.com

Workorder: 40166566 **Workorder Name:** #12884 ACME **Results Requested By:** 4/10/2018

Report / Invoice To

Laurie Woelfel
Pace Analytical Green Bay
1241 Bellevue Street
Suite 9
Green Bay, WI 54302
Phone (920)469-2436
Email: laurie.woelfel@pacelabs.com

Subcontract To

Pace Analytical Energy Services, LLC
220 William Pitt Way
Pittsburgh, PA 15238

P.O.

State of Sample Origin: WI LOD/LOQ

Item	Sample ID	Collect Date/Time	Lab ID	Matrix	Preserved Containers: HCL						Requested Analysis: M20GAX Methane, Ethane, Ethene												LAB USE ONLY
1	MW-1A	3/26/2018 00:00	40166566001	Water	3						X												
2	MW-7 MS/MSD CW 3/29/18	3/26/2018 00:00	40166566002	Water	~~3~~ 7 CW 3/29/18						X												
3	MW-12	3/26/2018 00:00	40166566003	Water	3						X												
4	MW-15	3/26/2018 00:00	40166566004	Water	3						X												
5	TW-2	3/26/2018 00:00	40166566005	Water	3						X												
6	PZ-4 ~~MS/MSD~~ CW 3/29/18	3/26/2018 00:00	40166566006	Water	~~4~~ 3 CW 3/29/18						X												
7	DUPLICATE	3/26/2018 00:00	40166566007	Water	3						X												

Transfers	Released By	Date/Time	Received By	Date/Time
1	DSeeing Pace	3/29/18 1600	[illegible] PDZ5	3.30.18
2				
3				

Comments

1130

Cooler Temperature on Receipt 3.4 °C **Custody Seal** Y or N **Received on Ice** Y or N **Samples Intact** Y or N

Cooler Receipt Form

Client Name: Pace **Project:** # 12884 Acme **Lab Work Order:** 26228

A. **Shipping/Container Information** (circle appropriate response)

Courier: FedEx UPS USPS Client Other:_____ **Air bill Present:** Yes No

Tracking Number: 427891307100

Custody Seal on Cooler/Box Present: Yes No **Seals Intact:** Yes No

Cooler/Box Packing Material: Bubble Wrap Absorbent Foam Other:_____

Type of Ice: Wet Blue None **Ice Intact:** Yes Melted

Cooler Temperature: 3.4°C **Radiation Screened:** Yes No **Chain of Custody Present:** Yes No

Comments:_____

B. **Laboratory Assignment/Log-in** (check appropriate response)

	YES	NO	N/A	Comment Reference non-Conformance
Chain of Custody properly filled out	✓			
Chain of Custody relinquished	✓			
Sampler Name & Signature on COC			✓	
Containers intact	✓			
Were samples in separate bags	✓			
Sample container labels match COC Sample name/date and time collected	✓			
Sufficient volume provided	✓			
PAES containers used	✓			
Are containers properly preserved for the requested testing? (as labeled)	✓			
If an unknown preservation state, were containers checked? Exception: VOA's coliform			✓	If yes, see pH form.
Was volume for dissolved testing field filtered, as noted on the COC? Was volume received in a preserved container?			✓	
Headspace present?	✓			

Comments:_____

Cooler contents examined/received by : GS **Date:** 3.30.18

Project Manager Review : [signature] **Date:** 3/30/18

F-PAE-Q-009-rev.01, 3Oct2017

APPENDIX I

Vapor Laboratory Analytical Reports

Pace Analytical Services, Inc.
1700 Elm Street - Suite 200
Minneapolis, MN 55414
(612)607-1700

July 22, 2014

Kristin Kurzka
The Sigma Group
1300 W. Canal St.
Milwaukee, WI 53233

RE: Project: 12884 ACME Galvanizing
Pace Project No.: 10273192

Dear Kristin Kurzka:
Enclosed are the analytical results for sample(s) received by the laboratory on July 08, 2014. The results relate only to the samples included in this report. Results reported herein conform to the most current TNI standards and the laboratory's Quality Assurance Manual, where applicable, unless otherwise noted in the body of the report.

If you have any questions concerning this report, please feel free to contact me.

Sincerely,

Carolynne Trout

Carolynne Trout
carolynne.trout@pacelabs.com
Project Manager

Enclosures

cc: Mafizul Islam, Sigma Environmenta (Group)l
Cory Katzban, The Sigma Group
Tim Wimmer, Sigma Group

REPORT OF LABORATORY ANALYSIS

This report shall not be reproduced, except in full,
without the written consent of Pace Analytical Services, Inc..

Pace Analytical Services, Inc.
1700 Elm Street - Suite 200
Minneapolis, MN 55414
(612)607-1700

CERTIFICATIONS

Project: 12884 ACME Galvanizing
Pace Project No.: 10273192

Minnesota Certification IDs
1700 Elm Street SE Suite 200, Minneapolis, MN 55414
A2LA Certification #: 2926.01
Alabama Certification #40770
Alabama Certification #40770
Alaska Certification #: UST-078
Alaska Certification #MN00064
Arizona Certification #: AZ-0014
Arkansas Certification #: 88-0680
California Certification #: 01155CA
Colorado Certification #Pace
Connecticut Certification #: PH-0256
EPA Region 8 Certification #: 8TMS-L
Florida/NELAP Certification #: E87605
Guam Certification #: Pace
Georgia Certification #: 959
Idaho Certification #: MN00064
Hawaii Certification #MN00064
Illinois Certification #: 200011
Indiana Certification#C-MN-01
Iowa Certification #: 368
Kansas Certification #: E-10167
Kentucky Dept of Envi. Protection - DW #90062
Kentucky Dept of Envi. Protection - WW #:90062
Louisiana DEQ Certification #: 3086
Louisiana DHH #: LA140001
Maine Certification #: 2013011
Maryland Certification #: 322
Michigan DEPH Certification #: 9909
Minnesota Certification #: 027-053-137
Mississippi Certification #: Pace
Montana Certification #: MT0092
Nebraska Certification #: Pace
New Jersey Certification #: MN-002
New Jersey Certification #: MN-002
New York Certification #: 11647
North Carolina Certification #: 530
North Carolina State Public Health #: 27700
North Dakota Certification #: R-036
Ohio EPA #: 4150
Ohio VAP Certification #: CL101
Oklahoma Certification #: 9507
Oregon Certification #: MN200001
Oregon Certification #: MN300001
Pennsylvania Certification #: 68-00563
Puerto Rico Certification
Saipan (CNMI) #:MP0003
South Carolina #:74003001
Texas Certification #: T104704192
Tennessee Certification #: 02818
Utah Certification #: MN000642013-4
Virginia DGS Certification #: 251
Virginia/VELAP Certification #: Pace
Washington Certification #: C486
Wisconsin Certification #: 999407970
West Virginia Certification #: 382
West Virginia TO-15 Approval
West Virginia DHHR #:9952C

This report shall not be reproduced, except in full,
without the written consent of Pace Analytical Services, Inc..

Pace Analytical Services, Inc.
1700 Elm Street - Suite 200
Minneapolis, MN 55414
(612)607-1700

SAMPLE SUMMARY

Project: 12884 ACME Galvanizing
Pace Project No.: 10273192

Lab ID	Sample ID	Matrix	Date Collected	Date Received
10273192001	**VP-1**	Air	07/02/14 12:20	07/08/14 12:00
10273192002	**VP-2**	Air	07/02/14 12:38	07/08/14 12:00
10273192003	**VP-3**	Air	07/02/14 01:43	07/08/14 12:00
10273192004	**VP-4**	Air	07/02/14 02:03	07/08/14 12:00

This report shall not be reproduced, except in full,
without the written consent of Pace Analytical Services, Inc..

Pace Analytical Services, Inc.
1700 Elm Street - Suite 200
Minneapolis, MN 55414
(612)607-1700

SAMPLE ANALYTE COUNT

Project: 12884 ACME Galvanizing
Pace Project No.: 10273192

Lab ID	Sample ID	Method	Analysts	Analytes Reported
10273192001	**VP-1**	TO-15	AH2, DL1	61
10273192002	**VP-2**	TO-15	AH2, DL1	61
10273192003	**VP-3**	TO-15	AH2, DL1	61
10273192004	**VP-4**	TO-15	AH2, DL1	61

This report shall not be reproduced, except in full,
without the written consent of Pace Analytical Services, Inc..

Pace Analytical Services, Inc.
1700 Elm Street - Suite 200
Minneapolis, MN 55414
(612)607-1700

ANALYTICAL RESULTS

Project: 12884 ACME Galvanizing
Pace Project No.: 10273192

Sample: VP-1 **Lab ID: 10273192001** Collected: 07/02/14 12:20 Received: 07/08/14 12:00 Matrix: Air

Parameters	Results	Units	Report Limit	DF	Prepared	Analyzed	CAS No.	Qual
TO15 MSV AIR	Analytical Method: TO-15							
Acetone	ND	ug/m3	3.4	1.39		07/18/14 02:25	67-64-1	
Benzene	**2.2**	ug/m3	0.90	1.39		07/18/14 02:25	71-43-2	
Benzyl chloride	ND	ug/m3	1.5	1.39		07/18/14 02:25	100-44-7	
Bromodichloromethane	ND	ug/m3	1.9	1.39		07/18/14 02:25	75-27-4	
Bromoform	ND	ug/m3	2.9	1.39		07/18/14 02:25	75-25-2	
Bromomethane	ND	ug/m3	1.1	1.39		07/18/14 02:25	74-83-9	
1,3-Butadiene	ND	ug/m3	0.63	1.39		07/18/14 02:25	106-99-0	
2-Butanone (MEK)	**3.4**	ug/m3	0.83	1.39		07/18/14 02:25	78-93-3	
Carbon disulfide	**2.1**	ug/m3	0.88	1.39		07/18/14 02:25	75-15-0	
Carbon tetrachloride	ND	ug/m3	0.89	1.39		07/18/14 02:25	56-23-5	
Chlorobenzene	ND	ug/m3	1.3	1.39		07/18/14 02:25	108-90-7	
Chloroethane	**1.9**	ug/m3	0.75	1.39		07/18/14 02:25	75-00-3	
Chloroform	ND	ug/m3	0.69	1.39		07/18/14 02:25	67-66-3	
Chloromethane	ND	ug/m3	0.58	1.39		07/18/14 02:25	74-87-3	
Cyclohexane	**3.6**	ug/m3	0.97	1.39		07/18/14 02:25	110-82-7	
Dibromochloromethane	ND	ug/m3	2.4	1.39		07/18/14 02:25	124-48-1	
1,2-Dibromoethane (EDB)	ND	ug/m3	2.2	1.39		07/18/14 02:25	106-93-4	
1,2-Dichlorobenzene	ND	ug/m3	1.7	1.39		07/18/14 02:25	95-50-1	
1,3-Dichlorobenzene	ND	ug/m3	1.7	1.39		07/18/14 02:25	541-73-1	
1,4-Dichlorobenzene	ND	ug/m3	1.7	1.39		07/18/14 02:25	106-46-7	
Dichlorodifluoromethane	**2.4**	ug/m3	1.4	1.39		07/18/14 02:25	75-71-8	
1,1-Dichloroethane	ND	ug/m3	1.1	1.39		07/18/14 02:25	75-34-3	
1,2-Dichloroethane	ND	ug/m3	0.57	1.39		07/18/14 02:25	107-06-2	
1,1-Dichloroethene	ND	ug/m3	1.1	1.39		07/18/14 02:25	75-35-4	
cis-1,2-Dichloroethene	ND	ug/m3	1.1	1.39		07/18/14 02:25	156-59-2	
trans-1,2-Dichloroethene	ND	ug/m3	1.1	1.39		07/18/14 02:25	156-60-5	
1,2-Dichloropropane	ND	ug/m3	1.3	1.39		07/18/14 02:25	78-87-5	
cis-1,3-Dichloropropene	ND	ug/m3	1.3	1.39		07/18/14 02:25	10061-01-5	
trans-1,3-Dichloropropene	ND	ug/m3	1.3	1.39		07/18/14 02:25	10061-02-6	
Dichlorotetrafluoroethane	ND	ug/m3	2.0	1.39		07/18/14 02:25	76-14-2	
Ethanol	**66.8**	ug/m3	1.3	1.39		07/18/14 02:25	64-17-5	
Ethyl acetate	ND	ug/m3	1.0	1.39		07/18/14 02:25	141-78-6	
Ethylbenzene	**4.2**	ug/m3	1.2	1.39		07/18/14 02:25	100-41-4	
4-Ethyltoluene	**2.9**	ug/m3	1.4	1.39		07/18/14 02:25	622-96-8	
n-Heptane	**4.3**	ug/m3	1.2	1.39		07/18/14 02:25	142-82-5	
Hexachloro-1,3-butadiene	ND	ug/m3	7.5	1.39		07/18/14 02:25	87-68-3	
n-Hexane	**3.8**	ug/m3	1.0	1.39		07/18/14 02:25	110-54-3	
2-Hexanone	**2.2**	ug/m3	2.1	1.39		07/18/14 02:25	591-78-6	
Methylene Chloride	ND	ug/m3	4.9	1.39		07/18/14 02:25	75-09-2	
4-Methyl-2-pentanone (MIBK)	**1.4**	ug/m3	1.2	1.39		07/18/14 02:25	108-10-1	
Methyl-tert-butyl ether	ND	ug/m3	1.0	1.39		07/18/14 02:25	1634-04-4	
Naphthalene	ND	ug/m3	3.7	1.39		07/18/14 02:25	91-20-3	
2-Propanol	**39.4**	ug/m3	1.7	1.39		07/18/14 21:53	67-63-0	
Propylene	ND	ug/m3	1.2	1.39		07/18/14 02:25	115-07-1	
Styrene	ND	ug/m3	1.2	1.39		07/18/14 02:25	100-42-5	
1,1,2,2-Tetrachloroethane	ND	ug/m3	0.97	1.39		07/18/14 02:25	79-34-5	
Tetrachloroethene	**1.0**	ug/m3	0.96	1.39		07/18/14 02:25	127-18-4	

This report shall not be reproduced, except in full,
without the written consent of Pace Analytical Services, Inc..

Pace Analytical Services, Inc.
1700 Elm Street - Suite 200
Minneapolis, MN 55414
(612)607-1700

ANALYTICAL RESULTS

Project: 12884 ACME Galvanizing
Pace Project No.: 10273192

Sample: VP-1 **Lab ID: 10273192001** Collected: 07/02/14 12:20 Received: 07/08/14 12:00 Matrix: Air

Parameters	Results	Units	Report Limit	DF	Prepared	Analyzed	CAS No.	Qual
TO15 MSV AIR	Analytical Method: TO-15							
Tetrahydrofuran	ND	ug/m3	0.83	1.39		07/18/14 02:25	109-99-9	
Toluene	**8.3**	ug/m3	1.1	1.39		07/18/14 02:25	108-88-3	
1,2,4-Trichlorobenzene	ND	ug/m3	2.1	1.39		07/18/14 02:25	120-82-1	
1,1,1-Trichloroethane	**2.7**	ug/m3	1.5	1.39		07/18/14 02:25	71-55-6	
1,1,2-Trichloroethane	ND	ug/m3	0.76	1.39		07/18/14 02:25	79-00-5	
Trichloroethene	**0.83**	ug/m3	0.76	1.39		07/18/14 21:53	79-01-6	
Trichlorofluoromethane	ND	ug/m3	1.6	1.39		07/18/14 02:25	75-69-4	
1,1,2-Trichlorotrifluoroethane	ND	ug/m3	2.2	1.39		07/18/14 02:25	76-13-1	
1,2,4-Trimethylbenzene	**9.1**	ug/m3	1.4	1.39		07/18/14 02:25	95-63-6	
1,3,5-Trimethylbenzene	**3.1**	ug/m3	1.4	1.39		07/18/14 02:25	108-67-8	
Vinyl acetate	ND	ug/m3	1.0	1.39		07/18/14 02:25	108-05-4	
Vinyl chloride	ND	ug/m3	0.36	1.39		07/18/14 02:25	75-01-4	
m&p-Xylene	**15.5**	ug/m3	2.4	1.39		07/18/14 02:25	179601-23-1	
o-Xylene	**6.8**	ug/m3	1.2	1.39		07/18/14 02:25	95-47-6	

This report shall not be reproduced, except in full,
without the written consent of Pace Analytical Services, Inc..

Pace Analytical Services, Inc.
1700 Elm Street - Suite 200
Minneapolis, MN 55414
(612)607-1700

ANALYTICAL RESULTS

Project: 12884 ACME Galvanizing
Pace Project No.: 10273192

Sample: VP-2 **Lab ID: 10273192002** Collected: 07/02/14 12:38 Received: 07/08/14 12:00 Matrix: Air

Parameters	Results	Units	Report Limit	DF	Prepared	Analyzed	CAS No.	Qual
TO15 MSV AIR	Analytical Method: TO-15							
Acetone	ND	ug/m3	3.5	1.44		07/18/14 01:33	67-64-1	
Benzene	**11.3**	ug/m3	0.93	1.44		07/18/14 01:33	71-43-2	
Benzyl chloride	ND	ug/m3	1.5	1.44		07/18/14 01:33	100-44-7	
Bromodichloromethane	ND	ug/m3	2.0	1.44		07/18/14 01:33	75-27-4	
Bromoform	ND	ug/m3	3.0	1.44		07/18/14 01:33	75-25-2	
Bromomethane	ND	ug/m3	1.1	1.44		07/18/14 01:33	74-83-9	
1,3-Butadiene	ND	ug/m3	0.65	1.44		07/18/14 01:33	106-99-0	
2-Butanone (MEK)	**4.9**	ug/m3	0.86	1.44		07/18/14 01:33	78-93-3	
Carbon disulfide	**1.0**	ug/m3	0.91	1.44		07/18/14 01:33	75-15-0	
Carbon tetrachloride	**157**	ug/m3	0.92	1.44		07/18/14 01:33	56-23-5	
Chlorobenzene	ND	ug/m3	1.4	1.44		07/18/14 01:33	108-90-7	
Chloroethane	ND	ug/m3	0.78	1.44		07/18/14 01:33	75-00-3	
Chloroform	**622**	ug/m3	457	921.6		07/18/14 23:00	67-66-3	A3
Chloromethane	ND	ug/m3	0.60	1.44		07/18/14 01:33	74-87-3	
Cyclohexane	**8.4**	ug/m3	1.0	1.44		07/18/14 01:33	110-82-7	
Dibromochloromethane	ND	ug/m3	2.5	1.44		07/18/14 01:33	124-48-1	
1,2-Dibromoethane (EDB)	ND	ug/m3	2.2	1.44		07/18/14 01:33	106-93-4	
1,2-Dichlorobenzene	ND	ug/m3	1.8	1.44		07/18/14 01:33	95-50-1	
1,3-Dichlorobenzene	ND	ug/m3	1.8	1.44		07/18/14 01:33	541-73-1	
1,4-Dichlorobenzene	ND	ug/m3	1.8	1.44		07/18/14 01:33	106-46-7	
Dichlorodifluoromethane	**2.3**	ug/m3	1.5	1.44		07/18/14 01:33	75-71-8	
1,1-Dichloroethane	**45.3**	ug/m3	1.2	1.44		07/18/14 01:33	75-34-3	
1,2-Dichloroethane	ND	ug/m3	0.59	1.44		07/18/14 01:33	107-06-2	
1,1-Dichloroethene	ND	ug/m3	1.2	1.44		07/18/14 01:33	75-35-4	
cis-1,2-Dichloroethene	**7.9**	ug/m3	1.2	1.44		07/18/14 01:33	156-59-2	
trans-1,2-Dichloroethene	**154**	ug/m3	1.2	1.44		07/18/14 01:33	156-60-5	
1,2-Dichloropropane	**3.1**	ug/m3	1.4	1.44		07/18/14 01:33	78-87-5	
cis-1,3-Dichloropropene	ND	ug/m3	1.3	1.44		07/18/14 01:33	10061-01-5	
trans-1,3-Dichloropropene	ND	ug/m3	1.3	1.44		07/18/14 01:33	10061-02-6	
Dichlorotetrafluoroethane	ND	ug/m3	2.0	1.44		07/18/14 01:33	76-14-2	
Ethanol	**71.4**	ug/m3	1.4	1.44		07/18/14 01:33	64-17-5	
Ethyl acetate	**11.7**	ug/m3	1.1	1.44		07/18/14 01:33	141-78-6	
Ethylbenzene	**2.1**	ug/m3	1.3	1.44		07/18/14 01:33	100-41-4	
4-Ethyltoluene	**2.0**	ug/m3	1.4	1.44		07/18/14 01:33	622-96-8	
n-Heptane	**4.4**	ug/m3	1.2	1.44		07/18/14 01:33	142-82-5	
Hexachloro-1,3-butadiene	ND	ug/m3	7.8	1.44		07/18/14 01:33	87-68-3	
n-Hexane	**12.1**	ug/m3	1.0	1.44		07/18/14 01:33	110-54-3	
2-Hexanone	ND	ug/m3	2.2	1.44		07/18/14 01:33	591-78-6	
Methylene Chloride	ND	ug/m3	5.1	1.44		07/18/14 01:33	75-09-2	
4-Methyl-2-pentanone (MIBK)	**2.1**	ug/m3	1.2	1.44		07/18/14 01:33	108-10-1	
Methyl-tert-butyl ether	ND	ug/m3	1.1	1.44		07/18/14 01:33	1634-04-4	
Naphthalene	ND	ug/m3	3.8	1.44		07/18/14 01:33	91-20-3	
2-Propanol	ND	ug/m3	1150	921.6		07/18/14 23:00	67-63-0	A3
Propylene	ND	ug/m3	1.3	1.44		07/18/14 01:33	115-07-1	
Styrene	**4.8**	ug/m3	1.3	1.44		07/18/14 01:33	100-42-5	
1,1,2,2-Tetrachloroethane	ND	ug/m3	1.0	1.44		07/18/14 01:33	79-34-5	
Tetrachloroethene	**84.9**	ug/m3	0.99	1.44		07/18/14 01:33	127-18-4	

This report shall not be reproduced, except in full,
without the written consent of Pace Analytical Services, Inc..

Pace Analytical Services, Inc.
1700 Elm Street - Suite 200
Minneapolis, MN 55414
(612)607-1700

ANALYTICAL RESULTS

Project: 12884 ACME Galvanizing
Pace Project No.: 10273192

Sample: VP-2 **Lab ID: 10273192002** Collected: 07/02/14 12:38 Received: 07/08/14 12:00 Matrix: Air

Parameters	Results	Units	Report Limit	DF	Prepared	Analyzed	CAS No.	Qual
TO15 MSV AIR	Analytical Method: TO-15							
Tetrahydrofuran	ND	ug/m3	0.86	1.44		07/18/14 01:33	109-99-9	
Toluene	**70.4**	ug/m3	1.1	1.44		07/18/14 01:33	108-88-3	
1,2,4-Trichlorobenzene	ND	ug/m3	2.2	1.44		07/18/14 01:33	120-82-1	
1,1,1-Trichloroethane	**5090**	ug/m3	1020	921.6		07/18/14 23:00	71-55-6	A3
1,1,2-Trichloroethane	ND	ug/m3	0.79	1.44		07/18/14 01:33	79-00-5	
Trichloroethene	**90700**	ug/m3	507	921.6		07/18/14 23:00	79-01-6	A3
Trichlorofluoromethane	ND	ug/m3	1.6	1.44		07/18/14 01:33	75-69-4	
1,1,2-Trichlorotrifluoroethane	ND	ug/m3	2.3	1.44		07/18/14 01:33	76-13-1	
1,2,4-Trimethylbenzene	**4.1**	ug/m3	1.4	1.44		07/18/14 01:33	95-63-6	
1,3,5-Trimethylbenzene	ND	ug/m3	1.4	1.44		07/18/14 01:33	108-67-8	
Vinyl acetate	ND	ug/m3	1.0	1.44		07/18/14 01:33	108-05-4	
Vinyl chloride	ND	ug/m3	0.37	1.44		07/18/14 01:33	75-01-4	
m&p-Xylene	**5.6**	ug/m3	2.5	1.44		07/18/14 01:33	179601-23-1	
o-Xylene	**3.2**	ug/m3	1.3	1.44		07/18/14 01:33	95-47-6	

This report shall not be reproduced, except in full,
without the written consent of Pace Analytical Services, Inc..

Pace Analytical Services, Inc.
1700 Elm Street - Suite 200
Minneapolis, MN 55414
(612)607-1700

ANALYTICAL RESULTS

Project: 12884 ACME Galvanizing
Pace Project No.: 10273192

Sample: VP-3 **Lab ID: 10273192003** Collected: 07/02/14 01:43 Received: 07/08/14 12:00 Matrix: Air

Parameters	Results	Units	Report Limit	DF	Prepared	Analyzed	CAS No.	Qual
TO15 MSV AIR	Analytical Method: TO-15							
Acetone	ND	ug/m3	3.5	1.44		07/18/14 03:17	67-64-1	
Benzene	**2.4**	ug/m3	0.93	1.44		07/18/14 03:17	71-43-2	
Benzyl chloride	ND	ug/m3	1.5	1.44		07/18/14 03:17	100-44-7	
Bromodichloromethane	**5.6**	ug/m3	2.0	1.44		07/18/14 03:17	75-27-4	
Bromoform	ND	ug/m3	3.0	1.44		07/18/14 03:17	75-25-2	
Bromomethane	ND	ug/m3	1.1	1.44		07/18/14 03:17	74-83-9	
1,3-Butadiene	ND	ug/m3	0.65	1.44		07/18/14 03:17	106-99-0	
2-Butanone (MEK)	**2.8**	ug/m3	0.86	1.44		07/18/14 03:17	78-93-3	
Carbon disulfide	ND	ug/m3	0.91	1.44		07/18/14 03:17	75-15-0	
Carbon tetrachloride	**1.3**	ug/m3	0.92	1.44		07/18/14 03:17	56-23-5	
Chlorobenzene	ND	ug/m3	1.4	1.44		07/18/14 03:17	108-90-7	
Chloroethane	ND	ug/m3	0.78	1.44		07/18/14 03:17	75-00-3	
Chloroform	**12.1**	ug/m3	0.71	1.44		07/18/14 03:17	67-66-3	
Chloromethane	ND	ug/m3	0.60	1.44		07/18/14 03:17	74-87-3	
Cyclohexane	**1.6**	ug/m3	1.0	1.44		07/18/14 03:17	110-82-7	
Dibromochloromethane	ND	ug/m3	2.5	1.44		07/18/14 03:17	124-48-1	
1,2-Dibromoethane (EDB)	ND	ug/m3	2.2	1.44		07/18/14 03:17	106-93-4	
1,2-Dichlorobenzene	ND	ug/m3	1.8	1.44		07/18/14 03:17	95-50-1	
1,3-Dichlorobenzene	ND	ug/m3	1.8	1.44		07/18/14 03:17	541-73-1	
1,4-Dichlorobenzene	ND	ug/m3	1.8	1.44		07/18/14 03:17	106-46-7	
Dichlorodifluoromethane	**2.4**	ug/m3	1.5	1.44		07/18/14 03:17	75-71-8	
1,1-Dichloroethane	**16.3**	ug/m3	1.2	1.44		07/18/14 03:17	75-34-3	
1,2-Dichloroethane	ND	ug/m3	0.59	1.44		07/18/14 03:17	107-06-2	
1,1-Dichloroethene	ND	ug/m3	1.2	1.44		07/18/14 03:17	75-35-4	
cis-1,2-Dichloroethene	**2.8**	ug/m3	1.2	1.44		07/18/14 03:17	156-59-2	
trans-1,2-Dichloroethene	**2.9**	ug/m3	1.2	1.44		07/18/14 03:17	156-60-5	
1,2-Dichloropropane	ND	ug/m3	1.4	1.44		07/18/14 03:17	78-87-5	
cis-1,3-Dichloropropene	ND	ug/m3	1.3	1.44		07/18/14 03:17	10061-01-5	
trans-1,3-Dichloropropene	ND	ug/m3	1.3	1.44		07/18/14 03:17	10061-02-6	
Dichlorotetrafluoroethane	ND	ug/m3	2.0	1.44		07/18/14 03:17	76-14-2	
Ethanol	**61.5**	ug/m3	1.4	1.44		07/18/14 03:17	64-17-5	
Ethyl acetate	ND	ug/m3	1.1	1.44		07/18/14 03:17	141-78-6	
Ethylbenzene	**1.6**	ug/m3	1.3	1.44		07/18/14 03:17	100-41-4	
4-Ethyltoluene	**1.8**	ug/m3	1.4	1.44		07/18/14 03:17	622-96-8	
n-Heptane	**2.1**	ug/m3	1.2	1.44		07/18/14 03:17	142-82-5	
Hexachloro-1,3-butadiene	ND	ug/m3	7.8	1.44		07/18/14 03:17	87-68-3	
n-Hexane	**1.5**	ug/m3	1.0	1.44		07/18/14 03:17	110-54-3	
2-Hexanone	ND	ug/m3	2.2	1.44		07/18/14 03:17	591-78-6	
Methylene Chloride	ND	ug/m3	5.1	1.44		07/18/14 03:17	75-09-2	
4-Methyl-2-pentanone (MIBK)	ND	ug/m3	1.2	1.44		07/18/14 03:17	108-10-1	
Methyl-tert-butyl ether	ND	ug/m3	1.1	1.44		07/18/14 03:17	1634-04-4	
Naphthalene	ND	ug/m3	3.8	1.44		07/18/14 03:17	91-20-3	
2-Propanol	ND	ug/m3	288	230.4		07/18/14 22:38	67-63-0	A3
Propylene	ND	ug/m3	1.3	1.44		07/18/14 03:17	115-07-1	
Styrene	**1.7**	ug/m3	1.3	1.44		07/18/14 03:17	100-42-5	
1,1,2,2-Tetrachloroethane	ND	ug/m3	1.0	1.44		07/18/14 03:17	79-34-5	
Tetrachloroethene	**92.7**	ug/m3	0.99	1.44		07/18/14 03:17	127-18-4	

This report shall not be reproduced, except in full,
without the written consent of Pace Analytical Services, Inc..

Pace Analytical Services, Inc.
1700 Elm Street - Suite 200
Minneapolis, MN 55414
(612)607-1700

ANALYTICAL RESULTS

Project: 12884 ACME Galvanizing
Pace Project No.: 10273192

Sample: VP-3 **Lab ID: 10273192003** Collected: 07/02/14 01:43 Received: 07/08/14 12:00 Matrix: Air

Parameters	Results	Units	Report Limit	DF	Prepared	Analyzed	CAS No.	Qual
TO15 MSV AIR	Analytical Method: TO-15							
Tetrahydrofuran	ND	ug/m3	0.86	1.44		07/18/14 03:17	109-99-9	
Toluene	**4.3**	ug/m3	1.1	1.44		07/18/14 03:17	108-88-3	
1,2,4-Trichlorobenzene	ND	ug/m3	2.2	1.44		07/18/14 03:17	120-82-1	
1,1,1-Trichloroethane	**204**	ug/m3	1.6	1.44		07/18/14 03:17	71-55-6	
1,1,2-Trichloroethane	**2.4**	ug/m3	0.79	1.44		07/18/14 03:17	79-00-5	
Trichloroethene	**7090**	ug/m3	127	230.4		07/18/14 22:38	79-01-6	A3
Trichlorofluoromethane	ND	ug/m3	1.6	1.44		07/18/14 03:17	75-69-4	
1,1,2-Trichlorotrifluoroethane	ND	ug/m3	2.3	1.44		07/18/14 03:17	76-13-1	
1,2,4-Trimethylbenzene	**4.9**	ug/m3	1.4	1.44		07/18/14 03:17	95-63-6	
1,3,5-Trimethylbenzene	**1.6**	ug/m3	1.4	1.44		07/18/14 03:17	108-67-8	
Vinyl acetate	ND	ug/m3	1.0	1.44		07/18/14 03:17	108-05-4	
Vinyl chloride	ND	ug/m3	0.37	1.44		07/18/14 03:17	75-01-4	
m&p-Xylene	**5.1**	ug/m3	2.5	1.44		07/18/14 03:17	179601-23-1	
o-Xylene	**2.9**	ug/m3	1.3	1.44		07/18/14 03:17	95-47-6	

This report shall not be reproduced, except in full,
without the written consent of Pace Analytical Services, Inc..

Pace Analytical Services, Inc.
1700 Elm Street - Suite 200
Minneapolis, MN 55414
(612)607-1700

ANALYTICAL RESULTS

Project: 12884 ACME Galvanizing
Pace Project No.: 10273192

Sample: VP-4 **Lab ID: 10273192004** Collected: 07/02/14 02:03 Received: 07/08/14 12:00 Matrix: Air

Parameters	Results	Units	Report Limit	DF	Prepared	Analyzed	CAS No.	Qual
TO15 MSV AIR	Analytical Method: TO-15							
Acetone	ND	ug/m3	3.5	1.44		07/18/14 02:51	67-64-1	
Benzene	**4.4**	ug/m3	0.93	1.44		07/18/14 02:51	71-43-2	
Benzyl chloride	ND	ug/m3	1.5	1.44		07/18/14 02:51	100-44-7	
Bromodichloromethane	ND	ug/m3	2.0	1.44		07/18/14 02:51	75-27-4	
Bromoform	ND	ug/m3	3.0	1.44		07/18/14 02:51	75-25-2	
Bromomethane	ND	ug/m3	1.1	1.44		07/18/14 02:51	74-83-9	
1,3-Butadiene	ND	ug/m3	0.65	1.44		07/18/14 02:51	106-99-0	
2-Butanone (MEK)	**5.8**	ug/m3	0.86	1.44		07/18/14 02:51	78-93-3	
Carbon disulfide	**5.1**	ug/m3	0.91	1.44		07/18/14 02:51	75-15-0	
Carbon tetrachloride	**3.3**	ug/m3	0.92	1.44		07/18/14 02:51	56-23-5	
Chlorobenzene	ND	ug/m3	1.4	1.44		07/18/14 02:51	108-90-7	
Chloroethane	ND	ug/m3	0.78	1.44		07/18/14 02:51	75-00-3	
Chloroform	ND	ug/m3	0.71	1.44		07/18/14 02:51	67-66-3	
Chloromethane	ND	ug/m3	0.60	1.44		07/18/14 02:51	74-87-3	
Cyclohexane	**2.8**	ug/m3	1.0	1.44		07/18/14 02:51	110-82-7	
Dibromochloromethane	ND	ug/m3	2.5	1.44		07/18/14 02:51	124-48-1	
1,2-Dibromoethane (EDB)	ND	ug/m3	2.2	1.44		07/18/14 02:51	106-93-4	
1,2-Dichlorobenzene	ND	ug/m3	1.8	1.44		07/18/14 02:51	95-50-1	
1,3-Dichlorobenzene	ND	ug/m3	1.8	1.44		07/18/14 02:51	541-73-1	
1,4-Dichlorobenzene	ND	ug/m3	1.8	1.44		07/18/14 02:51	106-46-7	
Dichlorodifluoromethane	**2.5**	ug/m3	1.5	1.44		07/18/14 02:51	75-71-8	
1,1-Dichloroethane	**85.1**	ug/m3	1.2	1.44		07/18/14 02:51	75-34-3	
1,2-Dichloroethane	ND	ug/m3	0.59	1.44		07/18/14 02:51	107-06-2	
1,1-Dichloroethene	ND	ug/m3	1.2	1.44		07/18/14 02:51	75-35-4	
cis-1,2-Dichloroethene	**6.6**	ug/m3	1.2	1.44		07/18/14 02:51	156-59-2	
trans-1,2-Dichloroethene	**21.1**	ug/m3	1.2	1.44		07/18/14 02:51	156-60-5	
1,2-Dichloropropane	ND	ug/m3	1.4	1.44		07/18/14 02:51	78-87-5	
cis-1,3-Dichloropropene	ND	ug/m3	1.3	1.44		07/18/14 02:51	10061-01-5	
trans-1,3-Dichloropropene	ND	ug/m3	1.3	1.44		07/18/14 02:51	10061-02-6	
Dichlorotetrafluoroethane	ND	ug/m3	2.0	1.44		07/18/14 02:51	76-14-2	
Ethanol	**74.6**	ug/m3	1.4	1.44		07/18/14 02:51	64-17-5	
Ethyl acetate	ND	ug/m3	1.1	1.44		07/18/14 02:51	141-78-6	
Ethylbenzene	**1.7**	ug/m3	1.3	1.44		07/18/14 02:51	100-41-4	
4-Ethyltoluene	**1.5**	ug/m3	1.4	1.44		07/18/14 02:51	622-96-8	
n-Heptane	**2.7**	ug/m3	1.2	1.44		07/18/14 02:51	142-82-5	
Hexachloro-1,3-butadiene	ND	ug/m3	7.8	1.44		07/18/14 02:51	87-68-3	
n-Hexane	**2.1**	ug/m3	1.0	1.44		07/18/14 02:51	110-54-3	
2-Hexanone	ND	ug/m3	2.2	1.44		07/18/14 02:51	591-78-6	
Methylene Chloride	ND	ug/m3	5.1	1.44		07/18/14 02:51	75-09-2	
4-Methyl-2-pentanone (MIBK)	ND	ug/m3	1.2	1.44		07/18/14 02:51	108-10-1	
Methyl-tert-butyl ether	ND	ug/m3	1.1	1.44		07/18/14 02:51	1634-04-4	
Naphthalene	ND	ug/m3	3.8	1.44		07/18/14 02:51	91-20-3	
2-Propanol	ND	ug/m3	144	115.2		07/18/14 22:15	67-63-0	A3
Propylene	ND	ug/m3	1.3	1.44		07/18/14 02:51	115-07-1	
Styrene	ND	ug/m3	1.3	1.44		07/18/14 02:51	100-42-5	
1,1,2,2-Tetrachloroethane	ND	ug/m3	1.0	1.44		07/18/14 02:51	79-34-5	
Tetrachloroethene	**68.7**	ug/m3	0.99	1.44		07/18/14 02:51	127-18-4	

This report shall not be reproduced, except in full,
without the written consent of Pace Analytical Services, Inc..

Pace Analytical Services, Inc.
1700 Elm Street - Suite 200
Minneapolis, MN 55414
(612)607-1700

ANALYTICAL RESULTS

Project: 12884 ACME Galvanizing
Pace Project No.: 10273192

Sample: VP-4 **Lab ID: 10273192004** Collected: 07/02/14 02:03 Received: 07/08/14 12:00 Matrix: Air

Parameters	Results	Units	Report Limit	DF	Prepared	Analyzed	CAS No.	Qual
TO15 MSV AIR	Analytical Method: TO-15							
Tetrahydrofuran	ND	ug/m3	0.86	1.44		07/18/14 02:51	109-99-9	
Toluene	**6.2**	ug/m3	1.1	1.44		07/18/14 02:51	108-88-3	
1,2,4-Trichlorobenzene	ND	ug/m3	2.2	1.44		07/18/14 02:51	120-82-1	
1,1,1-Trichloroethane	**239**	ug/m3	1.6	1.44		07/18/14 02:51	71-55-6	
1,1,2-Trichloroethane	ND	ug/m3	0.79	1.44		07/18/14 02:51	79-00-5	
Trichloroethene	**2780**	ug/m3	63.4	115.2		07/18/14 22:15	79-01-6	A3
Trichlorofluoromethane	ND	ug/m3	1.6	1.44		07/18/14 02:51	75-69-4	
1,1,2-Trichlorotrifluoroethane	ND	ug/m3	2.3	1.44		07/18/14 02:51	76-13-1	
1,2,4-Trimethylbenzene	**3.6**	ug/m3	1.4	1.44		07/18/14 02:51	95-63-6	
1,3,5-Trimethylbenzene	ND	ug/m3	1.4	1.44		07/18/14 02:51	108-67-8	
Vinyl acetate	ND	ug/m3	1.0	1.44		07/18/14 02:51	108-05-4	
Vinyl chloride	ND	ug/m3	0.37	1.44		07/18/14 02:51	75-01-4	
m&p-Xylene	**4.7**	ug/m3	2.5	1.44		07/18/14 02:51	179601-23-1	
o-Xylene	**2.7**	ug/m3	1.3	1.44		07/18/14 02:51	95-47-6	

This report shall not be reproduced, except in full,
without the written consent of Pace Analytical Services, Inc..

Pace Analytical Services, Inc.
1700 Elm Street - Suite 200
Minneapolis, MN 55414
(612)607-1700

QUALITY CONTROL DATA

Project: 12884 ACME Galvanizing
Pace Project No.: 10273192

QC Batch: AIR/20810 Analysis Method: TO-15
QC Batch Method: TO-15 Analysis Description: TO15 MSV AIR Low Level
Associated Lab Samples: 10273192001, 10273192002, 10273192003, 10273192004

METHOD BLANK: 1735413 Matrix: Air
Associated Lab Samples: 10273192001, 10273192002, 10273192003, 10273192004

Parameter	Units	Blank Result	Reporting Limit	Analyzed	Qualifiers
1,1,1-Trichloroethane	ug/m3	ND	1.1	07/17/14 23:48	
1,1,2,2-Tetrachloroethane	ug/m3	ND	0.70	07/17/14 23:48	
1,1,2-Trichloroethane	ug/m3	ND	0.55	07/17/14 23:48	
1,1,2-Trichlorotrifluoroethane	ug/m3	ND	1.6	07/17/14 23:48	
1,1-Dichloroethane	ug/m3	ND	0.82	07/17/14 23:48	
1,1-Dichloroethene	ug/m3	ND	0.81	07/17/14 23:48	
1,2,4-Trichlorobenzene	ug/m3	ND	1.5	07/17/14 23:48	
1,2,4-Trimethylbenzene	ug/m3	ND	1.0	07/17/14 23:48	
1,2-Dibromoethane (EDB)	ug/m3	ND	1.6	07/17/14 23:48	
1,2-Dichlorobenzene	ug/m3	ND	1.2	07/17/14 23:48	
1,2-Dichloroethane	ug/m3	ND	0.41	07/17/14 23:48	
1,2-Dichloropropane	ug/m3	ND	0.94	07/17/14 23:48	
1,3,5-Trimethylbenzene	ug/m3	ND	1.0	07/17/14 23:48	
1,3-Butadiene	ug/m3	ND	0.45	07/17/14 23:48	
1,3-Dichlorobenzene	ug/m3	ND	1.2	07/17/14 23:48	
1,4-Dichlorobenzene	ug/m3	ND	1.2	07/17/14 23:48	
2-Butanone (MEK)	ug/m3	ND	0.60	07/17/14 23:48	
2-Hexanone	ug/m3	ND	1.5	07/17/14 23:48	
2-Propanol	ug/m3	ND	1.2	07/18/14 12:05	
4-Ethyltoluene	ug/m3	ND	1.0	07/17/14 23:48	
4-Methyl-2-pentanone (MIBK)	ug/m3	ND	0.83	07/17/14 23:48	
Acetone	ug/m3	ND	2.4	07/17/14 23:48	
Benzene	ug/m3	ND	0.65	07/17/14 23:48	
Benzyl chloride	ug/m3	ND	1.0	07/17/14 23:48	
Bromodichloromethane	ug/m3	ND	1.4	07/17/14 23:48	
Bromoform	ug/m3	ND	2.1	07/17/14 23:48	
Bromomethane	ug/m3	ND	0.79	07/17/14 23:48	
Carbon disulfide	ug/m3	ND	0.63	07/17/14 23:48	
Carbon tetrachloride	ug/m3	ND	0.64	07/17/14 23:48	
Chlorobenzene	ug/m3	ND	0.94	07/17/14 23:48	
Chloroethane	ug/m3	ND	0.54	07/17/14 23:48	
Chloroform	ug/m3	ND	0.50	07/17/14 23:48	
Chloromethane	ug/m3	ND	0.42	07/17/14 23:48	
cis-1,2-Dichloroethene	ug/m3	ND	0.81	07/17/14 23:48	
cis-1,3-Dichloropropene	ug/m3	ND	0.92	07/17/14 23:48	
Cyclohexane	ug/m3	ND	0.70	07/17/14 23:48	
Dibromochloromethane	ug/m3	ND	1.7	07/17/14 23:48	
Dichlorodifluoromethane	ug/m3	ND	1.0	07/17/14 23:48	
Dichlorotetrafluoroethane	ug/m3	ND	1.4	07/17/14 23:48	
Ethanol	ug/m3	ND	0.96	07/17/14 23:48	
Ethyl acetate	ug/m3	ND	0.73	07/17/14 23:48	

Results presented on this page are in the units indicated by the "Units" column except where an alternate unit is presented to the right of the result.

This report shall not be reproduced, except in full,
without the written consent of Pace Analytical Services, Inc..

Pace Analytical Services, Inc.
1700 Elm Street - Suite 200
Minneapolis, MN 55414
(612)607-1700

QUALITY CONTROL DATA

Project: 12884 ACME Galvanizing
Pace Project No.: 10273192

METHOD BLANK: 1735413 Matrix: Air
Associated Lab Samples: 10273192001, 10273192002, 10273192003, 10273192004

Parameter	Units	Blank Result	Reporting Limit	Analyzed	Qualifiers
Ethylbenzene	ug/m3	ND	0.88	07/17/14 23:48	
Hexachloro-1,3-butadiene	ug/m3	ND	5.4	07/17/14 23:48	
m&p-Xylene	ug/m3	ND	1.8	07/17/14 23:48	
Methyl-tert-butyl ether	ug/m3	ND	0.73	07/17/14 23:48	
Methylene Chloride	ug/m3	ND	3.5	07/17/14 23:48	
n-Heptane	ug/m3	ND	0.83	07/17/14 23:48	
n-Hexane	ug/m3	ND	0.72	07/17/14 23:48	
Naphthalene	ug/m3	ND	2.7	07/17/14 23:48	
o-Xylene	ug/m3	ND	0.88	07/17/14 23:48	
Propylene	ug/m3	ND	0.88	07/17/14 23:48	
Styrene	ug/m3	ND	0.87	07/17/14 23:48	
Tetrachloroethene	ug/m3	ND	0.69	07/17/14 23:48	
Tetrahydrofuran	ug/m3	ND	0.60	07/17/14 23:48	
Toluene	ug/m3	ND	0.77	07/17/14 23:48	
trans-1,2-Dichloroethene	ug/m3	ND	0.81	07/17/14 23:48	
trans-1,3-Dichloropropene	ug/m3	ND	0.92	07/17/14 23:48	
Trichloroethene	ug/m3	ND	0.55	07/18/14 12:05	
Trichlorofluoromethane	ug/m3	ND	1.1	07/17/14 23:48	
Vinyl acetate	ug/m3	ND	0.72	07/17/14 23:48	
Vinyl chloride	ug/m3	ND	0.26	07/17/14 23:48	

LABORATORY CONTROL SAMPLE: 1735414

Parameter	Units	Spike Conc.	LCS Result	LCS % Rec	% Rec Limits	Qualifiers
1,1,1-Trichloroethane	ug/m3	55.5	52.5	95	72-128	
1,1,2,2-Tetrachloroethane	ug/m3	69.8	69.5	100	72-136	
1,1,2-Trichloroethane	ug/m3	55.5	54.1	97	72-130	
1,1,2-Trichlorotrifluoroethane	ug/m3	77.9	76.7	98	68-126	
1,1-Dichloroethane	ug/m3	41.2	40.6	99	68-128	
1,1-Dichloroethene	ug/m3	40.3	41.9	104	68-130	
1,2,4-Trichlorobenzene	ug/m3	75.5	74.2	98	30-150	
1,2,4-Trimethylbenzene	ug/m3	50	58.3	117	71-140	
1,2-Dibromoethane (EDB)	ug/m3	78.1	81.1	104	73-136	
1,2-Dichlorobenzene	ug/m3	61.2	58.9	96	63-150	
1,2-Dichloroethane	ug/m3	41.2	40.0	97	71-132	
1,2-Dichloropropane	ug/m3	47	46.9	100	72-130	
1,3,5-Trimethylbenzene	ug/m3	50	58.4	117	73-136	
1,3-Butadiene	ug/m3	22.5	23.2	103	72-130	
1,3-Dichlorobenzene	ug/m3	61.2	58.5	96	69-142	
1,4-Dichlorobenzene	ug/m3	61.2	60.1	98	65-142	
2-Butanone (MEK)	ug/m3	30	33.1	110	71-135	
2-Hexanone	ug/m3	41.7	41.5	100	75-133	
2-Propanol	ug/m3	25	24.6	99	68-135	
4-Ethyltoluene	ug/m3	50	50.0	100	73-134	

Results presented on this page are in the units indicated by the "Units" column except where an alternate unit is presented to the right of the result.

This report shall not be reproduced, except in full,
without the written consent of Pace Analytical Services, Inc..

Pace Analytical Services, Inc.
1700 Elm Street - Suite 200
Minneapolis, MN 55414
(612)607-1700

QUALITY CONTROL DATA

Project: 12884 ACME Galvanizing
Pace Project No.: 10273192

LABORATORY CONTROL SAMPLE: 1735414

Parameter	Units	Spike Conc.	LCS Result	LCS % Rec	% Rec Limits	Qualifiers
4-Methyl-2-pentanone (MIBK)	ug/m3	41.7	48.2	116	72-137	
Acetone	ug/m3	24.2	23.9	99	68-136	
Benzene	ug/m3	32.5	32.9	101	69-134	
Benzyl chloride	ug/m3	52.5	55.4	105	71-136	
Bromodichloromethane	ug/m3	68.2	67.3	99	74-129	
Bromoform	ug/m3	105	107	102	69-138	
Bromomethane	ug/m3	39.5	47.1	119	68-127	
Carbon disulfide	ug/m3	31.7	31.6	100	68-130	
Carbon tetrachloride	ug/m3	64	64.4	101	66-134	
Chlorobenzene	ug/m3	46.8	44.5	95	72-137	
Chloroethane	ug/m3	26.8	28.1	105	69-128	
Chloroform	ug/m3	49.7	46.5	94	72-127	
Chloromethane	ug/m3	21	22.2	106	69-125	
cis-1,2-Dichloroethene	ug/m3	40.3	42.3	105	71-135	
cis-1,3-Dichloropropene	ug/m3	46.2	50.2	109	74-134	
Cyclohexane	ug/m3	35	32.0	91	72-130	
Dibromochloromethane	ug/m3	86.6	87.6	101	73-133	
Dichlorodifluoromethane	ug/m3	50.3	48.7	97	69-125	
Dichlorotetrafluoroethane	ug/m3	71.1	70.0	99	68-128	
Ethanol	ug/m3	19.2	20.0	104	70-134	
Ethyl acetate	ug/m3	36.6	37.1	101	71-134	
Ethylbenzene	ug/m3	44.2	47.7	108	73-139	
Hexachloro-1,3-butadiene	ug/m3	108	105	96	30-150	
m&p-Xylene	ug/m3	44.2	49.5	112	73-139	
Methyl-tert-butyl ether	ug/m3	36.7	35.6	97	72-132	
Methylene Chloride	ug/m3	35.3	35.8	101	64-134	
n-Heptane	ug/m3	41.7	40.6	97	70-130	
n-Hexane	ug/m3	35.8	39.4	110	69-128	
Naphthalene	ug/m3	53.3	51.9	97	61-150	
o-Xylene	ug/m3	44.2	42.9	97	71-138	
Propylene	ug/m3	17.5	17.8	102	69-133	
Styrene	ug/m3	43.3	41.9	97	74-136	
Tetrachloroethene	ug/m3	69	68.6	99	69-136	
Tetrahydrofuran	ug/m3	30	30.6	102	73-131	
Toluene	ug/m3	38.3	37.3	97	67-133	
trans-1,2-Dichloroethene	ug/m3	40.3	42.3	105	70-131	
trans-1,3-Dichloropropene	ug/m3	46.2	50.9	110	72-135	
Trichloroethene	ug/m3	54.6	66.2	121	70-135	
Trichlorofluoromethane	ug/m3	57.1	53.6	94	67-125	
Vinyl acetate	ug/m3	35.8	40.3	113	72-133	
Vinyl chloride	ug/m3	26	26.3	101	69-132	

Results presented on this page are in the units indicated by the "Units" column except where an alternate unit is presented to the right of the result.

This report shall not be reproduced, except in full,
without the written consent of Pace Analytical Services, Inc..

Pace Analytical Services, Inc.
1700 Elm Street - Suite 200
Minneapolis, MN 55414
(612)607-1700

QUALIFIERS

Project: 12884 ACME Galvanizing
Pace Project No.: 10273192

DEFINITIONS

DF - Dilution Factor, if reported, represents the factor applied to the reported data due to changes in sample preparation, dilution of the sample aliquot, or moisture content.

ND - Not Detected at or above adjusted reporting limit.

J - Estimated concentration above the adjusted method detection limit and below the adjusted reporting limit.

MDL - Adjusted Method Detection Limit.

PQL - Practical Quantitation Limit.

RL - Reporting Limit.

S - Surrogate

1,2-Diphenylhydrazine (8270 listed analyte) decomposes to Azobenzene.

Consistent with EPA guidelines, unrounded data are displayed and have been used to calculate % recovery and RPD values.

LCS(D) - Laboratory Control Sample (Duplicate)

MS(D) - Matrix Spike (Duplicate)

DUP - Sample Duplicate

RPD - Relative Percent Difference

NC - Not Calculable.

SG - Silica Gel - Clean-Up

U - Indicates the compound was analyzed for, but not detected.

N-Nitrosodiphenylamine decomposes and cannot be separated from Diphenylamine using Method 8270. The result reported for each analyte is a combined concentration.

Pace Analytical is TNI accredited. Contact your Pace PM for the current list of accredited analytes.

TNI - The NELAC Institute.

ANALYTE QUALIFIERS

A3 The sample was analyzed by serial dilution.

This report shall not be reproduced, except in full,
without the written consent of Pace Analytical Services, Inc..

Pace Analytical Services, Inc.
1700 Elm Street - Suite 200
Minneapolis, MN 55414
(612)607-1700

QUALITY CONTROL DATA CROSS REFERENCE TABLE

Project: 12884 ACME Galvanizing
Pace Project No.: 10273192

Lab ID	Sample ID	QC Batch Method	QC Batch	Analytical Method	Analytical Batch
10273192001	**VP-1**	TO-15	AIR/20810		
10273192002	**VP-2**	TO-15	AIR/20810		
10273192003	**VP-3**	TO-15	AIR/20810		
10273192004	**VP-4**	TO-15	AIR/20810		

This report shall not be reproduced, except in full,
without the written consent of Pace Analytical Services, Inc..

10L 15-1C

Pace Analytical®
www.pacelabs.com

AIR: CHAIN-OF-CUSTODY / Analytical Request Document

The Chain-of-Custody is a LEGAL DOCUMENT. All relevant fields must be completed accurately.

18715

Page: 1 of 1

Section A Required Client Information:

Company: Sigma
Address: 1300 W Canal St. Milwaukee, WI
Email To: jvanwieringen@thesigmagroup.com
Phone: 414-643-4200 Fax:
Requested Due Date/TAT: normal

Section B Required Project Information:

Report To: jvanwieringen@thesigmagroup.com
Copy To: kkurzka@thesigmagroup.com
Purchase Order No.:
Project Name: ACME Galvanizing
Project Number: 12884

Section C Invoice Information:

Attention: Kristin Kurzka
Company Name: Sigma
Address: 1300 W. Canal St., Milwaukee, WI
Pace Quote Reference:
Pace Project Manager/Sales Rep.
Pace Profile #:

Program: UST / Superfund / Emissions / Clean Air Act / Voluntary Clean Up / Dry Clean / RCRA X / Other

Location of Sampling by State: WI

Reporting Units: ug/m³ X mg/m³ ___ PPBV ___ PPMV ___ Other ___

Report Level II.___ III.___ IV.___ Other___

Section D Required Client Information

AIR SAMPLE ID
Sample IDs MUST BE UNIQUE

Valid Media Codes

MEDIA	CODE
Tedlar Bag	TB
1 Liter Summa Can	1LC
6 Liter Summa Can	6LC
Low Volume Puff	LVP
High Volume Puff	HVP
Other	PM10

ITEM #	AIR SAMPLE ID	MEDIA CODE	PID Reading (Client only)	COLLECTED COMPOSITE START END/GRAB DATE	TIME	COMPOSITE - DATE	TIME	Canister Pressure (Initial Field - psig)	Canister Pressure (Final Field - psig)	Summa Can Number	Flow Control Number	PM10	3C: Fixed Gas (%)	TO-3	TO-3M (Methane)	TO-4 (PCBs)	TO-13 (PAH)	TO-14	TO-15	TO15 Short List*	Pace Lab ID
1	VP-1	6LC	8.9	7/2	11:35	7/2	12:20	29.2	3.0	0684	0902							X			001
2	VP-2	6LC	18.0	↓	12:00	↓	12:38	28.9	3.0	1761								X			002
3	VP-3	6LC	20	↓	1:01	↓	1:43	29.0	3.0	0933	0968							X			003
4	VP-4	6LC	–	↓	1:21	↓	2:03	30.0	3.0	1693	0946							X			004
5																					
6																					
7																					
8																					
9																					
10																					
11																					
12																					

Comments:

Flow Control Number for VP-2 is missing

RELINQUISHED BY / AFFILIATION	DATE	TIME	ACCEPTED BY / AFFILIATION	DATE	TIME
Justin van Wieringen / Sigma	7/3	8:30am	Pace	7/14	1200

SAMPLE CONDITIONS

AMB	Y/N	Y/N	Y/N
	Y/N	Y/N	Y/N
	Y/N	Y/N	Y/N
Temp in °C	Received on Ice	Custody Sealed Cooler	Samples Intact

SAMPLER NAME AND SIGNATURE

PRINT Name of SAMPLER: Justin van Wieringen

SIGNATURE of SAMPLER: Justin van Wieringen DATE Signed (MM / DD / YY): 07/03/14

ORIGINAL

1700 Elm Street SE, Suite 200, Minneapolis, MN 55414 Air Technical Phone: 612.607.6386

Pace Analytical®	Document Name: Air Sample Condition Upon Receipt	Document Revised: 26Dec2013 Page 1 of 1
	Document No.: F-MN-A-106-rev.09	Issuing Authority: Pace Minnesota Quality Office

Air Sample Condition Upon Receipt

Client Name: Sigma

Project #: WO#: 10273192

10273192

Courier: ☑ Fed Ex ☐ UPS ☐ USPS ☐ Client ☐ Commercial ☐ Pace ☐ Other: _____

Tracking Number: 5979 6585 9528

Custody Seal on Cooler/Box Present? ☐ Yes ☑ No **Seals Intact?** ☐ Yes ☑ No

Optional: Proj. Due Date: Proj. Name:

Packing Material: ☐ Bubble Wrap ☐ Bubble Bags ☑ Foam ☐ None ☐ Other: _____ **Temp Blank rec:** ☐ Yes ☑ No

Temp. (TO17 and TO13 samples only) (°C): — **Corrected Temp (°C):** — **Thermom. Used:** ☐ B88A912167504 ☐ B88A9132521491 ☐ 72337080 ☐ 80512447

Temp should be above freezing to 6°C **Correction Factor:** — **Date & Initials of Person Examining Contents:** 7814

Type of ice Received ☐ Blue ☐ Wet ☑ None

				Comments:
Chain of Custody Present?	☑ Yes	☐ No	☐ N/A	1.
Chain of Custody Filled Out?	☑ Yes	☐ No	☐ N/A	2.
Chain of Custody Relinquished?	☑ Yes	☐ No	☐ N/A	3.
Sampler Name and/or Signature on COC?	☑ Yes	☐ No	☐ N/A	4.
Samples Arrived within Hold Time?	☑ Yes	☐ No	☐ N/A	5.
Short Hold Time Analysis (<72 hr)?	☐ Yes	☑ No	☐ N/A	6.
Rush Turn Around Time Requested?	☐ Yes	☑ No	☐ N/A	7.
Sufficient Volume?	☑ Yes	☐ No	☐ N/A	8.
Correct Containers Used?	☑ Yes	☐ No	☐ N/A	9.
-Pace Containers Used?	☑ Yes	☐ No	☐ N/A	
Containers Intact?	☑ Yes	☐ No	☐ N/A	10.
Media: air can				11.
Sample Labels Match COC?	☑ Yes	☐ No	☐ N/A	12.

Samples Received:

Canisters		Flow Controllers		Stand Alone G	
Sample Number	Can ID	Sample Number	Can ID	Sample Number	Can ID
VP-1	0684		0902		
VP-2	1761		0490		
VP-3	0933		0968		
VP-4	1693		0946		

CLIENT NOTIFICATION/RESOLUTION **Field Data Required?** ☐ Yes ☐ No

Person Contacted: _____ Date/Time: _____

Comments/Resolution: _____

Project Manager Review: Richardson **Date:** 7-9-14

Note: Whenever there is a discrepancy affecting North Carolina compliance samples, a copy of this form will be sent to the North Carolina DEHNR Certification Office (i.e out of hold, incorrect preservative, out of temp, incorrect containers)

APPENDIX J

ISCR Reagent Product Information

Anaerobic BioChem (ABC®)
The "Green" Substrate

In 2003, Redox Tech introduced its proprietary formulation for anaerobic biodegradation of halogenated solvents in groundwater. The product, Anaerobic Biochem ABC®, is a patented mixture of lactates, fatty acids, alcohols and a phosphate buffer. ABC® contains soluble lactic acid as well as slow- and long-term releasing components. Redox Tech was one of the first companies to recognize the importance of maintaining optimum pH, and for that reason, ABC has always had a phosphate buffer and other alkaline materials, when necessary, to maintain the optimal pH. The phosphate buffer provides phosphates, which are a micronutrient for bioremediation. In addition, the buffer helps to maintain the pH in a range that is best suited for microbial growth.

Since ABC's introduction, millions of pounds of ABC have been used on hundreds of sites throughout the United States and even Europe. Over time, the "essential ingredients" have been slightly modified, but to our knowledge, ABC remains the only carbon substrate on the crowded market that is formulated specifically for each site's own unique geochemistry, biology, and hydrogeology.

"Green" Before Green was Cool

Redox Tech is a niche environmental remediation contractor. Therefore, we have always felt obligated to be environmentally conscious. Before "green" was all the rave, Redox Tech utilized waste streams from green energy processes, such as ethanol and biodiesel production to formulate ABC. Only a small percentage of the components are "virgin" chemicals. The phosphate buffer provides phosphates, which are a micronutrient for bioremediation. In addition, the buffer helps to maintain the pH in a range that is best suited for microbial growth.

ABC® Advantages

- WATER SOLUBLE - the biggest advantage with ABC is that it is completely soluble in water, even the long-lasting carbon. There is no need to emulsify our product, and thus no worry about an emulsion breaking. Also, because it is a water soluble product, the need for large volumes of "chase" water is eliminated. ABC is typically injected at about 15 to 25 weight percent mixed into about 100 to 200 gallons of water.
- LONG LASTING – ABC has C14 to C18 fatty acids that have been shown in the field to last over two years. Emulsified oils break down into C18 fatty acids through hydrolysis, so we are essentially using the same long-lived components of emulsified oils without having to emulsify or wait for hydrolysis to occur.
- NATURAL CO-SOLVENT – ABC, through a license with Oregon State University, adds ethyl lactate which is a "green" co-solvent. This helps dissolve the fatty acids, and it also serves as a solvent for sites that may have DNAPL, because the ethyl lactate solvates the DNAPL and promotes rapid treatment.
- GREEN – ABC is formulated with byproducts from "green" energy processes, so it is better for the environment.
- COST-COMPETITIVE – carbon substrates are becoming commodities, and ABC is priced accordingly. When all factors are considered, ABC is a great value.

Oxygen BioChem (OBC)™

Recent applications of in situ chemical oxidation (ISCO) have shown that ISCO can be a cost-effective remedial strategy for organic contaminants in groundwater and soil. The application of ISCO to contaminated source areas usually results in an immediate benefit to groundwater in the area. In addition, further contaminant flux can be reduced or eliminated mitigating further contaminant plume issues. Redox Tech has recently formulated a mixture of sodium persulfate and calcium peroxide that can be employed for ISCO applications using FMC's patent-pending Klozur™ activation chemistry.

The mixture in OBC supports a two-fold mechanism for treating contaminants of concern. OBC delivers one of the strongest chemical oxidants for short term ISCO, and also provides electron acceptors (oxygen and sulfate) for longer-term biological oxidation.

Sodium persulfate has emerged recently as an important oxidant for in situ remediation of volatile and semi-volatile organic compounds. Persulfate is the strongest oxidant within the peroxygen family, with an electromotive force of 2.12 volts. As illustrated below, the direct oxidation half-cell reaction for persulfate involves a two-electron transfer:

$$2\ S_2O_8^{2-} + 2\ H^+ + 2e^- \rightarrow 2HSO_4^-$$

However in most cases, rapid destruction of the contaminant of concern requires that the persulfate be activated in order to generate sulfate radicals. Sulfate radicals are powerful oxidizing agents, with an oxidation potential of 2.6 volts. Klozur activated persulfate is catalyzed with the peroxide and base provide by the calcium peroxide

$$S_2O_8^{2-} + \text{calcium peroxide activator} \rightarrow 2SO4^{\bullet}$$

Activated persulfate can remain available in the subsurface for months providing an unrivaled combination of power and stability.

The calcium peroxide provides several benefits. First, it imparts the alkalinity and peroxide needed to activate the persulfate using FMC's Klozur™ activation chemistry. Second, when mixed with water it provides a long-term slow release source of hydrogen peroxide and calcium hydroxide.

$$CaO_2 + 2\ H_2O \rightarrow Ca(OH)_2 + H_2O_2$$

The hydrogen peroxide that is slowly formed decomposes to oxygen and water, providing an extended oxygen source for subsequent bioremediation of petroleum hydrocarbons.

The resultant calcium hydroxide (hydrated lime) that is produced serves several purposes. First of all, it increases the total dissolved ion concentration, which makes the solution less likely to leach metals from the soil into the groundwater. Secondly, the calcium from the hydrated lime will precipitate the sulfate that is produced during the consumption of the

persulfate. The calcium sulfate (gypsum) precipitation helps to reduce sulfate groundwater concentrations, which may impact the secondary drinking water standard of 250 ppm.

The mixture in OBC® provides chemical oxidation as well as electron acceptors (oxygen and sulfate) for longer term biological oxidation. The predominant short-term reaction is chemical oxidation, while the longer-term remediation process is biological oxidation. OBC® has the advantages over more traditional oxygen compounds used for bioremediation in that is works on a broader range of contaminants.

Table 1. Contaminants Treated by Oxygen BioChem (OBC)®

CONTAMINANTS TREATED	
BTEX	1,4-dioxane
MTBE	PCBs
PAHs	Pentachlorophenol
Chlorinated Alkenes	Chlorinated Alkanes

Table 2 summarizes the advantages of OBC® over other oxygenating compounds. OBC® works on a wider range of contaminants than other oxygenates because provides chemical oxidation and electron acceptors for bioremediation. The amount of oxygen in OBC® assumes that all of the oxygen in the sulfate is consumed through sulfate reduction processes.

Table 2. Advantages of Oxygen BioChem (OBC)®

Oxygen BioChem (OBC)®	COMPETITORS
Greater oxygen – as much as 46 wt %	Typically 10 to 20 wt %
Both chemical oxidation and bioremediation	Predominantly bioremediation
Greater solubility – typically 40 wt % for the persulfate portion	Typically less than 5% soluble
Better value - $3.25 per pound	Typically $4 to $10 per pound

CONTACT:

John Haselow, PhD, PE
Redox Tech, LLC
200 Quade Drive
Cary, NC 27513
Phone: 919-678-0140
www.redox-tech.com